

**NOTICE AND AGENDA
Regular Board Meeting
Sanitary District No. 5 of Marin County
Thursday, January 21, 2021**

5:00 P.M. REGULAR BOARD MEETING

CORONA VIRUS (COVID-19) ADVISORY NOTICE

Consistent with Executive Orders No. N-25-20 and No. N-29-20 from the Executive Department of the State of California, the Meeting will not be physically open to the public and all Board Members and Staff will be teleconferencing into the meeting.

How to Submit Public Comments:

Comments submitted prior to the commencement of the meeting will be presented to the Board and included in the public record for the meeting.

Public Comments are to be submitted via email to rdohrmann@sani5.org.

In addition, members of the public who are calling in, will have the opportunity to provide public comments by following the steps below:

How to Participate in the Meeting:

Join Zoom Meeting by clicking on the following link:

<https://us02web.zoom.us/j/6230620778>

Meeting ID: 623 062 0778

or join by phone:

Call in number: (669) 900-9128 Participant Code: 623 062 0778

ROLL CALL

PUBLIC COMMENTS: The public is invited to address the Board on items that do not appear on the agenda and that are within the subject matter jurisdiction of the Board. The Brown Act does not allow the Board to take action on any public comment. Please limit public comments to no more than three minutes.

1. Elections for Officers of the Board – Action
2. Appointment of Committee Members and setting date & time for regular, standing committee meetings – Action

CONSENT CALENDAR:

3. Approval of December 17, 2020 Regular Board Meeting Minutes (Dohrmann)
4. Review and Receive all Electronic Fund Transfers (EFT) and Approve Warrants for December 11 through January 7, 2021; JP Morgan Chase Bank Check No. 7949 through Check No. 8017, all transactions totaling in the amount of \$137,145.15; and Receive December 2020 Payroll, in the amount of \$143,075.14 (Dohrmann)
5. Receipt of Financial Reports for December 2020 (Dohrmann)

MANAGEMENT REPORTS:

6. District Management Summary Report (Rubio)

NEW BUSINESS:

7. Review & approve Cove Rd. Force Main Replacement Project progress payment No. 8, in the amount of \$81,225.00 (eighty-one thousand, two hundred twenty-five dollars only) - Action (Rubio)

UNFINISHED BUSINESS:

COMMITTEE REPORTS:

8. Capital Improvement Program Committee (Carapiet/Moody)
9. Finance & Fiscal Oversight Committee (Carapiet/Snyder)
10. Governance Committee (Snyder/Moody)
11. Personnel Committee (Moody/Benediktsson)

OTHER BUSINESS:

ENVIRONMENTAL:

CORRESPONDENCE:

INFORMATIONAL ITEMS:

12. Alliant Insurance Services (CSRMA) memorandum & article re “market indicators reflect social inflation of 15% - 25% rate increase at SD5’s Pooled Liability

ADJOURNMENT

The Board will be asked to adjourn the meeting to a Regular Board Meeting on February 18, 2021, at 5:00 P.M.

The Board of Directors may, at its discretion, consider agenda items out of the order in which they appear above.
Accessible public meetings: Upon request, the District will provide written agenda materials in appropriate alternate formats, or disability-related modification or accommodation, including auxiliary aids or services to enable individual with disabilities to participate in public meetings. Please submit written requests to the District at P.O. Box 227, Tiburon, CA 94920 or rdohrmann@sani5.org at least two days prior to the meeting.

Sanitary District No. 5 of Marin County
Board of Directors Seats, Effective February 2021

(PRINTED)

(SIGNATURES)


Board President, 2020

Name: Catharine Benediktsson

Signature: 

Board President, 2021

Name: Richard Snyder

Signature: 

Board Vice President, 2020

Name: Tod Moody

Signature: 


Board Vice President, 2021

Name: John Carapiet

Signature: 

Board Secretary, 2020

Name: Richard Snyder

Signature: 

Board Secretary, 2021

Name: Omar Arias

Signature: 

Sanitary District No. 5 of Marin County
Board of Directors Committees, Effective February 2021

(PRINTED)

(SIGNATURES)

Finance & Fiscal Oversight Committee

(Includes Budget Review Committee)

Chair: Catharine Benediktsson

Member: Omar Arias

Alternate: John Carapiet

Capital Improvement Program Committee

Chair: Tod Moody

Member: Omar Arias

Alternate: John Carapiet

Governance Committee

Chair: Tod Moody

Member: John Carapiet

Alternate: Richard Snyder

Personnel Committee

Chair: Catharine Benediktsson

Member: Richard Snyder

Alternate: John Carapiet

Finance & Fiscal Oversight Committee

(Includes Budget Review Committee)

Chair: C. Benediktsson

Member: [Signature]

Alternate: [Signature]

Capital Improvement Program Committee

Chair: Tod Moody

Member: [Signature]

Alternate: [Signature]

Governance Committee

Chair: Tod Moody

Member: [Signature]

Alternate: [Signature]

Personnel Committee

Chair: C. Benediktsson

Member: [Signature]

Alternate: [Signature]

**Minutes of a Regular Board Meeting
Sanitary District No. 5 of Marin County
Thursday, December 17, 2020**

Item #3

5:00 P.M. REGULAR BOARD MEETING

CORONA VIRUS (COVID-19) ADVISORY NOTICE

Consistent with Executive Orders No. N-25-20 and No. N-29-20 from the Executive Department of the State of California, the Meeting will not be physically open to the public and all Board Members and Staff will be teleconferencing into the meeting.

How to Submit Public Comments:

Comments submitted prior to the commencement of the meeting will be presented to the Board and included in the public record for the meeting.

Public Comments are to be submitted via email to rdohrmann@sani5.org.

In addition, members of the public who are calling in, will have the opportunity to provide public comments by following the steps below:

How to Participate in the Meeting:

Join Zoom Meeting by clicking on the following link:

<https://us02web.zoom.us/j/6230620778>

Meeting ID: 623 062 0778

or join by phone:

Call in number: (669) 900-9128 Participant Code: 623 062 0778

CALL TO ORDER by President Catharine Benediktsson at 5:00 P.M.

ROLL CALL

Directors present:	Catharine Benediktsson, President Tod Moody, Vice President Richard Snyder, Secretary John Carapiet, Director Omar Arias Montez, Appointed Director
Staff present:	Tony Rubio, District Manager Robin Dohrmann, Office Manager
Others is attendance:	Benjamin Stock, Burke, Williams, & Sorensen, LLC Mark Wilson, Nute Engineering, Inc. Kathryn Harris, Perotti & Carrade, CPAs Matthew Cunha-Rigby, HDR, Inc. Mary Martis, HDR, Inc.

PUBLIC COMMENTS: The public is invited to address the Board on items that do not appear on the agenda and that are within the subject matter jurisdiction of the Board. The Brown Act does not allow the Board to take action on any public comment. Please limit public comments to no more than three minutes.

There were no public comments at this time.

DIRECTORS' COMMENTS AND/OR AGENDA REQUESTS:

- Secretary Snyder asked to receive Board meeting agendas and packets earlier from SD5 Staff

CONSENT CALENDAR:

1. Approval of November 19, 2020 Regular Board Meeting Minutes (Dohrmann)
2. Review and Receive all Electronic Fund Transfers (EFT) and Approve Warrants for November 13 through December 10, 2020; JP Morgan Chase Bank Check No. 7903 through Check No. 7948, all transactions totaling in the amount of \$548,236.50; and Receive November 2020 Payroll, in the amount of \$108,649.84 (Dohrmann)
3. Receipt of Financial Reports for November 2020 (Dohrmann)

Discussion by the Board. Motion (Snyder/Carapiet) to approve Items No. 1 through No. 3 on the Consent Calendar. Passed unanimously.

President Benediktsson moved to New Business, Item #6, for consideration, as described on the agenda to this time.

NEW BUSINESS:

6. Review & approve Cove Rd. Force Main Replacement Project change orders No. 7 (\$69,280.00 credit), No. 8 (\$22,931.00 credit) regarding changed conditions (per SD5's request), and No. 9 (add'l time only, due to several factors, at no cost to SD5), as well as progress payment No. 7, in the amount of \$300,011.99 (three hundred thousand, eleven dollars and ninety-nine cents) – Action (Rubio)

[Total amount paid to Maggiora & Ghilotti is currently \$1,033,275.79 (one million, thirty-three thousand, two hundred seventy-five dollars and seventy-nine cents); total credits issued to SD5 is currently \$92,211.00 (ninety-two thousand, two hundred eleven dollars); estimated cost for job completion is currently \$693,574.89 (six hundred ninety-three thousand, five hundred seventy four dollars and eighty-nine cents), sans two adjustment change orders, significantly reducing the final billing, as agreed per Maggiora & Ghilotti.]

SD5's District Manager, Tony Rubio, and Mark Wilson of Nute Engineering, provided verbal reports and reviewed change orders No. 7, No. 8, and No. 9 (credits), responding to questions from the Board, addressing setbacks and overall progress on the project.

Discussion by the Board. Motion (Snyder/Carapiet) to approve Cove Rd. Force Main Replacement Project change orders No. 7 (\$69,280.00 credit), No. 8 (\$22,931.00 credit) regarding changed conditions (per SD5's request), and No. 9 (add'l time only, due to several factors, at no cost to SD5), as well as progress payment No. 7, in the amount of \$300,011.99 (three hundred thousand, eleven dollars and ninety-nine cents). Passed unanimously.

Total original contract price:	<u>\$1,971,971.00</u>
Change orders (thru C.O. #8):	<u>\$ 430,677.33</u>
Over/under budget to date:	<u>21.84%</u>

* Construction is to continue thru February 2021

President Benediktsson moved to New Business, Item #5, for consideration, as described on the agenda to this time.

5. Review & approve Sanitary District No. 5 of Marin County's FY2019-2020 Audit, presented by Kathryn Harris of Perotti & Carrade – Action (Rubio)

Kathryn Harris, of Perotti & Carrade CPAs, reviewed the SD5 FY2019-2020 Audit to the Board, highlighting matters of import and responding to questions from the Board. Motion (Carapiet/Snyder) to approve the SD5's Final Audit for FY2019-2020. Passed (4-0-0-1).

President Benediktsson moved to Unfinished Business, Item #8, for consideration, as described on the agenda to this time.

UNFINISHED BUSINESS:

8. Review and accept HDR's proposal for an alternative energy study and authorize the District Manager to begin working with HDR. Study will evaluate potential sites for solar projects and provide cost estimates and payback for those options for future consideration. Amount not to exceed \$20,995 (Rubio) - Action

Matthew Cunha-Rigby and Mary Martis, of HDR Consulting, Inc., presented a proposal, responding to questions from the Board. Motion (Snyder/Moody) to accept a proposal for an alternative energy study to evaluate potential sites for solar projects and authorize the District Manager to begin working with HDR – amount not to exceed \$20,995 (twenty thousand, nine hundred ninety-five dollars). Passed unanimously.

President Benediktsson moved to Management Reports, Item #4, for consideration, as described on the agenda to this time.

MANAGEMENT REPORTS:

4. District Management Summary Report (Rubio)

District Manager, Tony Rubio, presented a written and verbal report on current District issues, responding to questions from the Board. Discussion by the Board.

President Benediktsson moved to New Business, Item #7, for consideration, as described on the agenda to this time.

7. Review & discuss CalPERS' defined benefit plan obligations for Classic and PEPRAs members and begin exploratory investigation regarding defined contribution retirement plans – discussion only

Discussion by the Board only.

President Benediktsson moved to Committee Reports, Item #9, for consideration, as described on the agenda to this time.

COMMITTEE REPORTS:

- 9. Capital Improvement Program Committee (Carapiet/Moody) – None
- 10. Finance & Fiscal Oversight Committee (Carapiet/Snyder) – None
- 11. Governance Committee (Snyder/Moody) – None
- 12. Personnel Committee (Moody/Benediktsson) – None

OTHER BUSINESS: None

ENVIRONMENTAL: None

CORRESPONDENCE: None

INFORMATIONAL ITEMS:

- 13. Town of Tiburon General Plan Update Letter

CONVENE TO CLOSED SESSION (at 6:54 p.m.):

- 14. Convene to Closed Session (the public may provide comments regarding the closed session item(s) just prior to the Board beginning the Closed Session. Closed sessions are not open to the public.)

- b) Closed Session pursuant to Section 54957(b) (1) – Employee Performance Evaluation
 - i. Employee – District Manager

- 15. Report out of Closed Session at 7:06 p.m.

No action taken

RECONVENE TO OPEN SESSION (7:07 p.m.):


- 16. Consider increase to District Manager's compensation under Employment Contract and award of a one-time payment to District Manager

Discussion by the Board. Motion (Snyder/Moody) to make a one-time payment to District Manager Tony Rubio, as a bonus in the amount of \$35,000 (thirty-five thousand dollars). Passed (4-0-1-0).


ADJOURNMENT

The Board adjourned at 7:13 p.m. to a Regular Board Meeting on January 21, 2021, at 5:00 P.M.

Approved:


Catharine Benediktsson
President, Board of Directors

Attest:


Richard Snyder
Secretary, Board of Directors

Sanitary Distr. No.5 of Marin Co.

Warrant List Summary

December 11, 2020 through January 7, 2021

02/09/21

Date	Num	Name	Memo	Amount
JP Morgan Chase - Primary 7399				
01/06/21	EFT	CalPERS	EFT Health Premium, January 2021, Cust #4163206459	-16,369.23
01/06/21	EFT	PERS	EFT PERS Retirement, December 2020	-18,192.08
12/17/20	7949	Comcast Business	Acct# 8155 30 011 0149465, Bus. Voice, Internet & Cable, Dec 2020 - Jan, 20...	-578.04
12/17/20	7950	Pacific Gas & Electric	Acct #2908031411-4, Utilities, November 2020	-19,632.61
12/17/20	7951	Roy's Sewer Service, Inc.	P&L, Nov-Dec, 2020	-2,365.00
12/17/20	7952	Special District Risk Management Authorit	Member #7665, Life, Vision, DDS & LTD Ins., Jan 2021	-1,634.39
12/17/20	7953	Staples, Inc.	Acct #60111000714, Dues & Office Supplies, December 2020	-114.71
12/17/20	7958	Town of Tiburon	Fuel, November 2020	-878.54
12/17/20	7959	Verizon Wireless	Acct #0342125502-00001: iPhones, November 2020	-351.14
12/17/20	7960	Rosser, John	Reimb. for S/B Mileage, November 2020	-453.96
12/17/20	7961	Triola, Joseph	Reimb. for S/B Mileage, November 2020	-108.10
01/07/21	7965	Access Answering Service	Acct #4080C, Answering Service, January 2021	-60.00
01/07/21	7966	Alhambra	Acct #547945611762129, Water, Nov - Dec 2020	-84.72
01/07/21	7967	BAAQMD	Permits, TPS#5, Renewals, January 2021 (AJE FY21-22)	-356.00
01/07/21	7968	Banshee Networks, Inc.	Computer/IT Support, December 2020	-3,062.01
01/07/21	7969	Bay Alarm	Acct #274428, Jan - Mar 2021	-258.00
01/07/21	7970	Brelje and Race Laboratories, Inc.	M.P./P.C. Plant Samples, November 2020	-1,705.00
01/07/21	7971	Burke, Williams & Sorensen, LLP	Legal Advice, November 2020	-1,543.50
01/07/21	7972	California State Disbursement Unit	CSE Case# 200000002184580; Court Case# SFL 81271, Dec 2020 - Jan 2021	-600.00
01/07/21	7973	Caltest Analytical Laboratory	M.P./P.C. Lab Sampling, December 2020	-1,825.90
01/07/21	7974	Caltronics Business Systems, Inc.	Acct #SD15, Multi-purpose Copier Contract, December 2020	-102.81
01/07/21	7975	Cassandra Prudhel Consulting, LLC	Consulting, May*, Nov + Dec, 2020	-508.76
01/07/21	7976	Cintas Corporation #626	Acct #626-00821, PPE/Safetywear + Service, December 2020	-238.52
01/07/21	7977	CWEA	Member Dues, January 2021	-192.00
01/07/21	7978	D&K Auto Service	SD5 Truck Maint., December 2020	-875.46
01/07/21	7979	DKF Solutions Group, LLC	My Safety Officer Monthly Subscription, January 2021	-350.00
01/07/21	7980	E & M Electric & Machinery, Inc.	Cust #SANI5, SCADA Sys. Maint.& IT Support Contract Renewal, Dec '20 (AJ...	-9,280.00
01/07/21	7981	Fast Response On-Site Testing Inc.	Annual Respiratory Training, December 2020	-1,250.00
01/07/21	7982	Goodman Building Supply Co.	Acct #20070, BP&L, December 2020	-129.27
01/07/21	7983	Grainger	Acct #810128785, BPS & P.C. Supplies, December 2020	-706.14
01/07/21	7984	Harrington Industrial Plastics LLC	Cust #044227, SD5 Supplies, November 2020	-517.76
01/07/21	7985	Infor, Inc.	Cust #607934, CMMS Maint Program Jan 2021 (AJE FY21-22)	-1,035.98
01/07/21	7986	Lystek Int'l, LTD	Biosolids Transport, December 2020	-691.74
01/07/21	7987	Maltby Electric Supply Co., Inc.	Cust No.15953, M.P. & P&L Supplies, December 2020	-118.37
01/07/21	7988	Marin Municipal Water District	Water, Nov - Dec, 2020	-1,545.81
01/07/21	7989	McCampbell Analytical, Inc.	M.P. Monitoring, Chron Tox Testing, December 2020	-1,112.50
01/07/21	7990	Mill Valley Refuse Service, Inc.	Acct #032945, SLUDGE TRANSPORT, November 2020	-1,440.00
01/07/21	7991	Mill Valley Refuse Service, Inc.	Acct #032945, Garbage Service + 1 yd rental, January 2020	-296.25
01/07/21	7992	Nute Engineering Corp.	Consulting & Engr. Svcs., November 2020	-20,107.50
01/07/21	7993	Ongaro & Sons, Inc.	Client #1082,TPS#2, November 2020	-120.00
01/07/21	7994	Pacific Water Resources	M.P. Supplies, November 2020	-2,060.71
01/07/21	7995	Perotti & Carrade	Client #1901 - FY19-20 Audit Services, PP#7, December 2020	-4,650.00
01/07/21	7996	Roy's Sewer Service, Inc.	P&L, December, 2020	-3,330.00
01/07/21	7997	Telstar Instrument, Inc.	Cust #SANDI, M.P. Parts & Srvc., November 2020	-697.00
01/07/21	7998	U.S. Bank	Acct#:4246-0441-0158-3635, November - December 2020	-996.89
01/07/21	7999	Underground Service Alert of NorCal & NV	Acct #165410, Annual Fee, 2019 611 Tickets, December 2020	-289.88
01/07/21	8000	Univar	Cust ID #STDT001, Chemicals, Dec 2020 - Jan 2021	-7,519.35
01/07/21	8001	Water Components & Building Supply	Acct #454, P.C. & M.P. Maint. Parts & Service, November 2020	-391.46
01/07/21	8002	Weco Industries	Acct #MARINC, Vactor Truck Parts, November 2020	-1,369.37
01/07/21	8003	Bilsborough, Chad	S/B Mileage Reimb thru, December 2020	-434.70
01/07/21	8004	Rosser, John	Reimb. for S/B Mileage, December 2020	-201.43
01/07/21	8005	Triola, Joseph	Reimb. for S/B Mileage, December 2020	-101.68
01/07/21	8006	WorkSmart Automation, Inc.	SD5 Comm System Maintenance, December 2020	-1,331.50
01/07/21	8011	Catharine Benediktsson	Brd Mtg Attendance, Jul - Dec, 2020	-600.00
01/07/21	8012	Omar Arias	Brd Mtg Attendance, Jul - Dec, 2020	-200.00
01/07/21	8013	John Carapiet	Brd Mtg Attendance, Jul - Dec, 2020	-600.00
01/07/21	8014	Michael Lasky	Brd Mtg Attendance, Jul - Dec, 2020	-200.00
01/07/21	8015	Tod Moody	Brd Mtg Attendance, Jul - Dec, 2020	-600.00
01/07/21	8016	Richard Snyder	Brd Mtg Attendance, Jul - Dec, 2020	-500.00
01/07/21	8017	Bilsborough, Chad	Reimb. for Con't Ed Fees, Travel + Tolls for Ops Cert (G2), November 2020	-279.38
Total JP Morgan Chase - Primary 7399				-137,145.15
TOTAL				-137,145.15

Sanitary Distr. No.5 of Marin Co.

Warrant List Detail

December 11, 2020 through January 7, 2021

02/09/21

Date	Num	Name	Memo	Account	Class	Paid Amount
01/06/21	EFT	CalPERS	EFT Health Premium, January 2021, Cust #4163206459	JP Morgan Chase - Primary 7399		
			Active Employee Health Premium - January 2021	8020.05 - Employee Health	Belvedere	-5,557.56
			Active Employee Health Premium - January 2021	8020.05 - Employee Health	Tiburon:Paradise Cove	-400.39
			Active Employee Health Premium - January 2021	8020.05 - Employee Health	Tiburon	-9,501.19
			Retiree Health Premium - January 2021	8022.05 - Reitree Health	Belvedere	-308.45
			Retiree Health Premium - January 2021	8022.05 - Reitree Health	Tiburon:Paradise Cove	-22.22
			Retiree Health Premium - January 2021	8022.05 - Reitree Health	Tiburon	-527.33
			Active Employee Health Premium - January 2021 - Admin Fee	8020.05 - Employee Health	Belvedere	-13.34
			Active Employee Health Premium - January 2021 - Admin Fee	8020.05 - Employee Health	Tiburon:Paradise Cove	-0.96
			Active Employee Health Premium - January 2021 - Admin Fee	8020.05 - Employee Health	Tiburon	-22.80
			Retiree Health Premium - January 2021 - Admin Fee	8022.05 - Reitree Health	Belvedere	-5.39
			Retiree Health Premium - January 2021 - Admin Fee	8022.05 - Reitree Health	Tiburon:Paradise Cove	-0.39
			Retiree Health Premium - January 2021 - Admin Fee	8022.05 - Reitree Health	Tiburon	-9.21
TOTAL						-16,369.23
01/06/21	EFT	PERS	EFT PERS Retirement, December 2020	JP Morgan Chase - Primary 7399		
			Retirement December 2020 (Classic 1600 Rate): ER @ 14.194 %; EE @ 3.0%	8019.05 - PERS Retirement	Belvedere	-4,638.44
			Retirement December 2020 (Classic 1600 Rate)	8019.05 - PERS Retirement	Tiburon:Paradise Cove	-334.17
			Retirement December 2020 (Classic 1600 Rate)	8019.05 - PERS Retirement	Tiburon	-7,929.87
			Retirement December 2020 (PEPRA Rates: ER @ 7.732%; EE @ 6.75%)	8019.05 - PERS Retirement	Belvedere	-1,872.41
			Retirement December 2020 (PEPRA Rate)	8019.05 - PERS Retirement	Tiburon:Paradise Cove	-134.90
			Retirement December 2020 (PEPRA Rate)	8019.05 - PERS Retirement	Tiburon	-3,201.07
			Spec. Comp for Holiday Worked on 12.25.2020 (CB)	8019.05 - PERS Retirement	Belvedere	-29.20
			Spec. Comp for Holiday Worked on 12.25.2020 (CB)	8019.05 - PERS Retirement	Tiburon:Paradise Cove	-2.10
			Spec. Comp for Holiday Worked on 12.25.2020 (CB)	8019.05 - PERS Retirement	Belvedere	-49.92
TOTAL						-18,192.08
12/17/20	7949	Comcast Business	Acct# 8155 30 011 0149465, Bus. Voice, Internet & Cable, Dec 2020 - Jan, 20...	JP Morgan Chase - Primary 7399		
			Bundle: Cable (\$72.60 + Broadcast & Regional Fees (varies/mo @ +/- \$12.55+\$8...	8510 - Data/Alarms/IT Supp & Licensing	Belvedere	-33.49
			Bundle: Cable (\$72.60 + Broadcast & Regional Fees (varies/mo @ +/- \$12.55+\$8...	8510 - Data/Alarms/IT Supp & Licensing	Tiburon:Paradise Cove	-2.41
			Bundle: Cable (\$72.60 + Broadcast & Regional Fees (varies/mo @ +/- \$12.55+\$8...	8510 - Data/Alarms/IT Supp & Licensing	Tiburon	-57.25
			Bundle: Internet (\$128.35+modem (eqpmnt @\$18.45/mo.) (incl/ \$60 credit), 10...	8510 - Data/Alarms/IT Supp & Licensing	Belvedere	-46.14
			Bundle: Internet (\$109.90+modem (eqpmnt @\$18.45/mo.) (incl/ \$60 credit), 10.12...	8510 - Data/Alarms/IT Supp & Licensing	Tiburon:Paradise Cove	-3.32
			Bundle: Internet (\$109.90+modem (eqpmnt @\$18.45/mo.) (incl/ \$60 credit), 10.12...	8510 - Data/Alarms/IT Supp & Licensing	Tiburon	-78.89
			Bundle: Land Line Phones (Varies: \$254.50 (incl/ \$45 credit) + Voice Ntwrk, Dir L...	8531 - Main Plant Telephones	Belvedere	-123.16
			Bundle: Land Line Phones (Varies: \$254.50 (incl/ \$45 credit) + Voice Ntwrk, Dir L...	8532 - Paradise Cove Telephones	Tiburon:Paradise Cove	-8.87
			Bundle: Land Line Phones (Varies: \$254.50 (incl/ \$45 credit) + Voice Ntwrk, Dir L...	8531 - Main Plant Telephones	Tiburon	-210.55
			Bundle: Taxes & Fees (+/- \$5 - varies/mo), 12.12.2020 - 1.11.2021	8510 - Data/Alarms/IT Supp & Licensing	Belvedere	-2.51
			Bundle: Taxes & Fees (+/- \$5 - varies/mo), 12.12.2020 - 1.11.2021	8510 - Data/Alarms/IT Supp & Licensing	Tiburon:Paradise Cove	-0.18
			Bundle: Taxes & Fees (+/- \$5 - varies/mo), 12.12.2020 - 1.11.2021	8510 - Data/Alarms/IT Supp & Licensing	Tiburon	-4.29
			Bundle: Taxes & Fees (+/- \$5 - varies/mo), 12.12.2020 - 1.11.2021	8531 - Main Plant Telephones	Belvedere	-2.51
			Bundle: Taxes & Fees (+/- \$5 - varies/mo), 12.12.2020 - 1.11.2021	8532 - Paradise Cove Telephones	Tiburon:Paradise Cove	-0.18
			Bundle: Taxes & Fees (+/- \$5 - varies/mo), 12.12.2020 - 1.11.2021	8531 - Main Plant Telephones	Tiburon	-4.29
TOTAL						-578.04
12/17/20	7950	Pacific Gas & Electric	Acct #2908031411-4, Utilities, November 2020	JP Morgan Chase - Primary 7399		
			Acct #2908031411-4, Main Plant Utilities, November 2020	8542 - Main Plant Utilities	Belvedere	-5,526.95
			Acct #2908031411-4, P.C. Plant Utilities, November 2020	8543 - Paradise Cove Utilities	Tiburon:Paradise Cove	-1,457.16
			Acct #2908031411-4, Main Plant Utilities, November 2020	8542 - Main Plant Utilities	Tiburon	-9,447.18
			Acct #2908031411-4, Belv Pump St Utilities, November 2020	8544 - Pump Station Utilities	Belvedere	-1,455.73
			Acct #2908031411-4, P.C. Pump St Utilities, November 2020	8544 - Pump Station Utilities	Tiburon:Paradise Cove	-246.23
			Acct #2908031411-4, Tib Pump St Utilities, November 2020	8544 - Pump Station Utilities	Tiburon	-1,499.36
TOTAL						-19,632.61
12/17/20	7951	Roy's Sewer Service, Inc.	P&L, Nov-Dec, 2020	JP Morgan Chase - Primary 7399		
			Inv #210603, Cleared line at 370 Bella Vista, as directed, 11.22.2020	7011 - Pumps & Lines Maintenance	Belvedere	-700.00
			Inv #210727, Cleared line at 12 Spring Ln., as directed, 12.9.2020	7011 - Pumps & Lines Maintenance	Tiburon	-370.00

**Sanitary Distr. No.5 of Marin Co.
Warrant List Detail**

December 11, 2020 through January 7, 2021

02/09/21

Date	Num	Name	Memo	Account	Class	Paid Amount
			Inv #210678, Cleared line at 55 Rolling Hills, as directed, 12.11.2020	7011 · Pumps & Lines Maintenance	Tiburon	-1,295.00
TOTAL						-2,365.00
12/17/20	7952	Special District Risk Management ...	Member #7665, Life, Vision, DDS & LTD Ins., Jan 2021	JP Morgan Chase - Primary 7399		
			Employee Life Insurance - Inv #34362 - January 2020	8020.05 · Employee Health	Belvedere	-48.89
			Employee Life Insurance - Inv #34362 - January 2020	8020.05 · Employee Health	Tiburon:Paradise Cove	-3.52
			Employee Life Insurance - Inv #34362 - January 2020	8020.05 · Employee Health	Tiburon	-83.59
			Employee LTD Insurance - Inv #34362 - January 2020	8020.05 · Employee Health	Belvedere	-350.10
			Employee LTD Insurance - Inv #34362 - January 2020	8020.05 · Employee Health	Tiburon:Paradise Cove	-25.22
			Employee LTD Insurance - Inv #34362 - January 2020	8020.05 · Employee Health	Tiburon	-598.53
			Employee DDS Insurance - Inv #34362 - January 2020	8020.05 · Employee Health	Belvedere	-127.22
			Employee DDS Insurance - Inv #34362 - January 2020	8020.05 · Employee Health	Tiburon:Paradise Cove	-9.17
			Employee DDS Insurance - Inv #34362 - January 2020	8020.05 · Employee Health	Tiburon	-217.49
			Employee Vision Insurance - Inv #34362 - January 2020	8020.05 · Employee Health	Belvedere	-61.36
			Employee Vision Insurance - Inv #34362 - January 2020	8020.05 · Employee Health	Tiburon:Paradise Cove	-4.42
			Employee Vision Insurance - Inv #34362 - January 2020	8020.05 · Employee Health	Tiburon	-104.88
TOTAL						-1,634.39
12/17/20	7953	Staples, Inc.	Acct #60111000714, Dues & Office Supplies, December 2020	JP Morgan Chase - Primary 7399		
			Inv #272140891, Office Supplies, 11.24.2020	6047 · Office Supplies	Belvedere	-15.56
			Inv #272140891, Office Supplies, 11.24.2020	6047 · Office Supplies	Tiburon:Paradise Cove	-1.12
			Inv #272140891, Office Supplies, 11.24.2020	6047 · Office Supplies	Tiburon	-26.60
			Inv #2702572721, Janitorial, 11.24.2020	6025 · Dues & Subscriptions	Belvedere	-25.68
			Inv #2702572721, Janitorial, 11.24.2020	6025 · Dues & Subscriptions	Tiburon:Paradise Cove	-1.85
			Inv #2702572721, Janitorial, 11.24.2020	6025 · Dues & Subscriptions	Tiburon	-43.90
TOTAL						-114.71
12/17/20	7958	Town of Tiburon	Fuel, November 2020	JP Morgan Chase - Primary 7399		
			Fuel, November 2020	7071 · Fuel	Belvedere	-315.84
			Fuel, November 2020	7071 · Fuel	Tiburon:Paradise Cove	-22.75
			Fuel, November 2020	7071 · Fuel	Tiburon	-539.95
TOTAL						-878.54
12/17/20	7959	Verizon Wireless	Acct #0342125502-00001: iPhones, November 2020	JP Morgan Chase - Primary 7399		
			Inv #9868513897: Monthly Charges (\$342.40) - November 2020	8531 · Main Plant Telephones	Belvedere	-123.09
			Inv #9866404210: Monthly Charges (\$320.79) - November 2020	8532 · Paradise Cove Telephones	Tiburon:Paradise Cove	-8.87
			Inv #9866404210: Monthly Charges (\$320.79) - November 2020	8531 · Main Plant Telephones	Tiburon	-210.44
			Inv #9866404210: Taxes, Gov't Surcharges & Fees - November 2020	8531 · Main Plant Telephones	Belvedere	-3.14
			Inv #9866404210: Taxes, Gov't Surcharges & Fees - November 2020	8532 · Paradise Cove Telephones	Tiburon:Paradise Cove	-0.23
			Inv #9866404210: Taxes, Gov't Surcharges & Fees - November 2020	8531 · Main Plant Telephones	Tiburon	-5.37
TOTAL						-351.14
12/17/20	7960	Rosser, John	Reimb. for S/B Mileage, November 2020	JP Morgan Chase - Primary 7399		
			Reimb. for M.P. S/B Mileage, Belvedere, thru 11.24.2020	6018.2 · Standby Mileage Expense Reimb	Belvedere	-353.24
			Reimb. for M.P. S/B Mileage, Tiburon, thru 11.24.2020	6018.2 · Standby Mileage Expense Reimb	Tiburon	-100.72
TOTAL						-453.96
12/17/20	7961	Triola, Joseph	Reimb. for S/B Mileage, November 2020	JP Morgan Chase - Primary 7399		
			Reimb. for M.P. S/B Mileage - Belvedere, thru 10.31.2020	6018.2 · Standby Mileage Expense Reimb	Belvedere	-54.05
			Reimb. for M.P. S/B Mileage - Tiburon, thru 11.30.2020	6018.2 · Standby Mileage Expense Reimb	Tiburon	-54.05
TOTAL						-108.10
01/07/21	7965	Access Answering Service	Acct #4080C, Answering Service, January 2021	JP Morgan Chase - Primary 7399		

**Sanitary Distr. No.5 of Marin Co.
Warrant List Detail**

December 11, 2020 through January 7, 2021

02/09/21

Date	Num	Name	Memo	Account	Class	Paid Amount
			Inv #23917, Answering Service, January 2021- SSO & Alarm Notifications	8510 · Data/Alarms/IT Supp & Licensing	Belvedere	-21.57
			Inv #23917, Answering Service, January 2021- SSO & Alarm Notifications	8510 · Data/Alarms/IT Supp & Licensing	Tiburon:Paradise Cove	-1.55
			Inv #23917, Answering Service, January 2021- SSO & Alarm Notifications	8510 · Data/Alarms/IT Supp & Licensing	Tiburon	-36.88
TOTAL						-60.00
01/07/21	7966	Alhambra	Acct #547945611762129, Water, Nov - Dec 2020	JP Morgan Chase - Primary 7399		
			Inv #12012314 121120 Water, 11.12.2020 - 12.09.2020	7023 · Janitorial Supplies & Service	Belvedere	-30.46
			Inv #12012314 121120 Water, 11.12.2020 - 12.09.2020	7042 · Paradise Supplies & Chemicals	Tiburon:Paradise Cove	-2.19
			Inv #12012314 121120 Water, 11.12.2020 - 12.09.2020	7023 · Janitorial Supplies & Service	Tiburon	-52.07
TOTAL						-84.72
01/07/21	7967	BAAQMD	Permits, TPS#5, Renewals, January 2021 (AJE FY21-22)	JP Morgan Chase - Primary 7399		
			Cust#:23WS6E2207, Inv #.4JJ49, Plant #:22207, TP.S. #2 - Permit to Operate & ...	7062 · Permits/Fees - General	Tiburon	-106.67
			Cust#:23WS6E2207, Inv #.4JJ49, Plant #:22207, TP.S. #2 - Permit to Operate & ...	7062 · Permits/Fees - General	Tiburon	-149.33
			Cust#:23WS6E2207, Inv #.4JJ49, Plant #:22207, TP.S. #2 - Processing Fee, 2.1...	7063 · Paradise Cove Permits/Fees	Tiburon	-41.67
			Cust#:23WS6E2207, Inv #.4JJ49, Plant #:22207, TP.S. #2 - Processing Fee, 7.1...	7063 · Paradise Cove Permits/Fees	Tiburon	-58.33
TOTAL						-356.00
01/07/21	7968	Banshee Networks, Inc.	Computer/IT Support, December 2020	JP Morgan Chase - Primary 7399		
			Inv #14621, Troubleshooting, IT & security renewals + maintenance of all SD5 sy...	8510 · Data/Alarms/IT Supp & Licensing	Belvedere	-1,100.79
			Inv #14621, Troubleshooting, IT & security renewals + maintenance of all SD5 sy...	8510 · Data/Alarms/IT Supp & Licensing	Tiburon:Paradise Cove	-79.31
			Inv #14621, Troubleshooting, IT & security renewals + maintenance of all SD5 sy...	8510 · Data/Alarms/IT Supp & Licensing	Tiburon	-1,881.91
TOTAL						-3,062.01
01/07/21	7969	Bay Alarm	Acct #274428, Jan - Mar 2021	JP Morgan Chase - Primary 7399		
			Inv #274428201215M, Alarm Monitoring Fees - Burglar & Fire, 1.1.2021 - 3.31.20...	8510 · Data/Alarms/IT Supp & Licensing	Belvedere	-92.75
			Inv #274428201215M, Alarm Monitoring Fees - Burglar & Fire, 1.1.2021 - 3.31.20...	8510 · Data/Alarms/IT Supp & Licensing	Tiburon:Paradise Cove	-6.68
			Inv #274428201215M, Alarm Monitoring Fees - Burglar & Fire, 1.1.2021 - 3.31.20...	8510 · Data/Alarms/IT Supp & Licensing	Tiburon	-158.57
TOTAL						-258.00
01/07/21	7970	Brelje and Race Laboratories, Inc.	M.P./P.C. Plant Samples, November 2020	JP Morgan Chase - Primary 7399		
			Inv #131710, M.P. Samples for November 2020	7051 · Main Plant Lab Monitoring	Belvedere	-564.72
			Inv #131710, P.C. Samples for November 2020	7052 · Paradise Cove Monitoring	Tiburon:Paradise Cove	-175.00
			Inv #131710, M.P. Samples for November 2020	7051 · Main Plant Lab Monitoring	Tiburon	-965.28
TOTAL						-1,705.00
01/07/21	7971	Burke, Williams & Sorensen, LLP	Legal Advice, November 2020	JP Morgan Chase - Primary 7399		
			Inv #263168, SD5 DCS, November 2020	6039 · Legal	Belvedere	-328.40
			Inv #263168, SD5 DCS, November 2020	6039 · Legal	Tiburon:Paradise Cove	-23.66
			Inv #263168, SD5 DCS, November 2020	6039 · Legal	Tiburon	-561.44
			Inv #263168, SD5 HR, November 2020	6039 · Legal	Belvedere	-101.92
			Inv #263168, SD5 HR, November 2020	6039 · Legal	Tiburon:Paradise Cove	-7.34
			Inv #263168, SD5 HR, November 2020	6039 · Legal	Tiburon	-174.24
			Inv #263168, SD5 TPS#4, November 2020	6039 · Legal	Tiburon	-346.50
TOTAL						-1,543.50
01/07/21	7972	California State Disbursement Unit	CSE Case# 20000002184580; Court Case# SFL 81271, Dec 2020 - Jan 2021	JP Morgan Chase - Primary 7399		
			CSE Case# 20000002184580	8012 · Wage Garnishments	Tiburon	-600.00
TOTAL						-600.00

**Sanitary Distr. No.5 of Marin Co.
Warrant List Detail**

December 11, 2020 through January 7, 2021

02/09/21

Date	Num	Name	Memo	Account	Class	Paid Amount
01/07/21	7973	Caltest Analytical Laboratory	M.P./P.C. Lab Sampling, December 2020 M.P. - B: #616737, #617016, #617262, #617364, #617103, December 2020 P.C.: Inv #617102, December 2020 M.P. - B: #616737, #617016, #617262, #617364, #617103, December 2020	JP Morgan Chase - Primary 7399 7051 · Main Plant Lab Monitoring 7052 · Paradise Cove Monitoring 7051 · Main Plant Lab Monitoring	Belvedere Tiburon:Paradise Cove Tiburon	-558.58 -312.55 -954.77
TOTAL						-1,825.90
01/07/21	7974	Caltronics Business Systems, Inc.	Acct #SD15, Multi-purpose Copier Contract, December 2020 Inv #3164970, Konica Multi-purpose copier (C308) contract, December 2020 Inv #3164970, Konica Multi-purpose copier (C308) contract, December 2020 Inv #3164970, Konica Multi-purpose copier (C308) contract, December 2020	JP Morgan Chase - Primary 7399 6047 · Office Supplies 6047 · Office Supplies 6047 · Office Supplies	Belvedere Tiburon:Paradise Cove Tiburon	-36.96 -2.66 -63.19
TOTAL						-102.81
01/07/21	7975	Cassandra Prudhel Consulting, LLC	Consulting, May*, Nov + Dec, 2020 Inv #2020-1 Belvedere ELAP & Lab Testing Consulting, thru 12.30.20 Inv #2020-1 Tiburon, ELAP & Lab Testing Consulting, thru 12.30.20	JP Morgan Chase - Primary 7399 6017 · Consulting Fees 6017 · Consulting Fees	Belvedere Tiburon	-187.78 -320.98
TOTAL						-508.76
01/07/21	7976	Cintas Corporation #626	Acct #626-00821, PPE/Safetywear + Service, December 2020 #4069225722, #4069908102, #4070582466, #4071175654, #4071891638, PPE/... #4069225722, #4069908102, #4070582466, #4071175654, #4071891638, PPE/... #4069225722, #4069908102, #4070582466, #4071175654, #4071891638, PPE/...	JP Morgan Chase - Primary 7399 8520 · Personal Protection/Safety Wear 8520 · Personal Protection/Safety Wear 8520 · Personal Protection/Safety Wear	Belvedere Tiburon:Paradise Cove Tiburon	-85.75 -6.18 -146.59
TOTAL						-238.52
01/07/21	7977	CWEA	Member Dues, January 2021 D LaTorre (ID#47792), Member Dues, 3.1.2021 - 6.30.2021 D LaTorre (ID#47792), Member Dues, 3.1.2021 - 6.30.2021 D LaTorre (ID#47792), Member Dues, 3.1.2021 - 6.30.2021 D LaTorre (ID#47792), Member Dues, 7.1.2021 - 2.28.2022 (AJE FY21-22) D LaTorre (ID#47792), Member Dues, 7.1.2021 - 2.28.2022 (AJE FY21-22) D LaTorre (ID#47792), Member Dues, 7.1.2021 - 2.28.2022 (AJE FY21-22)	JP Morgan Chase - Primary 7399 6025 · Dues & Subscriptions 6025 · Dues & Subscriptions 6025 · Dues & Subscriptions 6025 · Dues & Subscriptions 6025 · Dues & Subscriptions 6025 · Dues & Subscriptions	Belvedere Tiburon:Paradise Cove Tiburon Belvedere Tiburon:Paradise Cove Tiburon	-17.26 -1.24 -29.50 -51.77 -3.73 -88.50
TOTAL						-192.00
01/07/21	7978	D&K Auto Service	SD5 Truck Maint., December 2020 Inv #062555, #062511Chevy Silverado 1500 & 2500, December 2020 Inv #062555, #062511Chevy Silverado 1500 & 2500, December 2020 Inv #062555, #062511Chevy Silverado 1500 & 2500, December 2020	JP Morgan Chase - Primary 7399 7072 · Truck Maintenance 7072 · Truck Maintenance 7072 · Truck Maintenance	Belvedere Tiburon:Paradise Cove Tiburon	-314.73 -22.67 -538.06
TOTAL						-875.46
01/07/21	7979	DKF Solutions Group, LLC	My Safety Officer Monthly Subscription, January 2021 Inv #10585, My Safety Officer Monthly Subscription Fee, January 2021 Inv #10585, My Safety Officer Monthly Subscription Fee, January 2021 Inv #10585, My Safety Officer Monthly Subscription Fee, January 2021	JP Morgan Chase - Primary 7399 8515 · Safety 8515 · Safety 8515 · Safety	Belvedere Tiburon:Paradise Cove Tiburon	-125.83 -9.07 -215.10
TOTAL						-350.00
01/07/21	7980	E & M Electric & Machinery, Inc.	Cust #SANI5, SCADA Sys. Maint.& IT Support Contract Renewal, Dec '20 (A... Inv #364648 SCADA System Maintenance & IT Support, Invensys Software Sup... Inv #364648 SCADA System Maintenance & IT Support, Invensys Software Sup... Inv #364648 SCADA System Maintenance & IT Support, Invensys Software Sup... Inv #364648 SCADA System Maintenance & IT Support, Invensys Software Sup... Inv #364648 SCADA System Maintenance & IT Support, Invensys Software Sup...	JP Morgan Chase - Primary 7399 8510 · Data/Alarms/IT Supp & Licensing 8510 · Data/Alarms/IT Supp & Licensing 8510 · Data/Alarms/IT Supp & Licensing 8510 · Data/Alarms/IT Supp & Licensing 8510 · Data/Alarms/IT Supp & Licensing	Belvedere Tiburon:Paradise Cove Tiburon Belvedere Tiburon:Paradise Cove	-1,668.08 -120.18 -2,851.74 -1,668.08 -120.18

**Sanitary Distr. No.5 of Marin Co.
Warrant List Detail**

December 11, 2020 through January 7, 2021

02/09/21

Date	Num	Name	Memo	Account	Class	Paid Amount
			Inv #364648 SCADA System Maintenance & IT Support, Invensys Software Sup...	8510 · Data/Alarms/IT Supp & Licensing	Tiburon	-2,851.74
TOTAL						-9,280.00
01/07/21	7981	Fast Response On-Site Testing Inc.	Annual Respiratory Training, December 2020	JP Morgan Chase - Primary 7399		
			Inv #154122, Annual Respirator Training, 12.09.20	8515 · Safety	Belvedere	-449.38
			Inv #154122, Annual Respirator Training, 12.09.20	8515 · Safety	Tiburon:Paradise Cove	-32.38
			Inv #154122, Annual Respirator Training, 12.09.20	8515 · Safety	Tiburon	-768.24
TOTAL						-1,250.00
01/07/21	7982	Goodman Building Supply Co.	Acct #20070, BP&L, December 2020	JP Morgan Chase - Primary 7399		
			Inv#815777, #815774, M.P. Supplies, 12.30.2020 (2)	7021 · Plant Maintenance Supplies	Belvedere	-28.37
			Inv#815777, #815774, M.P. Supplies, 12.30.2020 (2)	7021 · Plant Maintenance Supplies	Tiburon	-48.50
			#815774, Truck Maintenance, 12.30.2020	7072 · Truck Maintenance	Belvedere	-18.84
			#815774, Truck Maintenance, 12.30.2020	7072 · Truck Maintenance	Tiburon:Paradise Cove	-1.36
			#815774, Truck Maintenance, 12.30.2020	7072 · Truck Maintenance	Tiburon	-32.20
TOTAL						-129.27
01/07/21	7983	Grainger	Acct #810128785, BPS & P.C. Supplies, December 2020	JP Morgan Chase - Primary 7399		
			Inv #9753581181, Truck Mount/Cone Holder @ Boom Truck, 12.21.2020	7072 · Truck Maintenance	Belvedere	-22.23
			Inv #9753581181, Truck Mount/Cone Holder @ Boom Truck, 12.21.2020	7072 · Truck Maintenance	Tiburon:Paradise Cove	-1.60
			Inv #9753581181, Truck Mount/Cone Holder @ Boom Truck, 12.21.2020	7072 · Truck Maintenance	Tiburon	-38.01
			Inv #9755468684, Critical Spare Parts for SASM (cast iron centrifical pump), 12.2...	7022 · Plant Maint. Parts & Service	Belvedere	-237.81
			Inv #9755468684, Critical Spare Parts for SASM (cast iron centrifical pump), 12.2...	7022 · Plant Maint. Parts & Service	Tiburon	-406.49
TOTAL						-706.14
01/07/21	7984	Harrington Industrial Plastics LLC	Cust #:044227, SD5 Supplies, November 2020	JP Morgan Chase - Primary 7399		
			Inv #006M1277, M.P. Lab (SASM) Supplies (2 1/2" Back Pressure valves), Nove...	7025 · Lab Supplies & Chemicals	Belvedere	-95.55
			Inv #006M1277, M.P. Lab (SASM) Supplies (2 1/2" Back Pressure valves), Nove...	7025 · Lab Supplies & Chemicals	Tiburon	-163.33
			Inv #006M1277, M.P. Lab SD5 Supplies (2 1/2" Back Pressure valves), Novembr...	7025 · Lab Supplies & Chemicals	Belvedere	-95.55
			Inv #006M1277, M.P. Lab SD5 Supplies (2 1/2" Back Pressure valves), Novembr...	7025 · Lab Supplies & Chemicals	Tiburon	-163.33
TOTAL						-517.76
01/07/21	7985	Infor, Inc.	Cust #607934, CMMS Maint Program Jan 2021 (AJE FY21-22)	JP Morgan Chase - Primary 7399		
			Inv #P-398501-US0AB, MP2 Maintenance Program Support Renewal Fee 4.1.21...	8510 · Data/Alarms/IT Supp & Licensing	Belvedere	-93.11
			Inv #P-398501-US0AB, MP2 Maintenance Program Support Renewal Fee 4.1.21...	8510 · Data/Alarms/IT Supp & Licensing	Tiburon:Paradise Cove	-6.71
			Inv #P-398501-US0AB, MP2 Maintenance Program Support Renewal Fee 4.1.21...	8510 · Data/Alarms/IT Supp & Licensing	Tiburon	-159.18
			Inv #P-398501-US0AB, MP2 Maintenance Program Support Renewal Fee 7.1.21...	8510 · Data/Alarms/IT Supp & Licensing	Belvedere	-279.32
			Inv #P-398501-US0AB, MP2 Maintenance Program Support Renewal Fee 7.1.21...	8510 · Data/Alarms/IT Supp & Licensing	Tiburon:Paradise Cove	-20.12
			Inv #P-398501-US0AB, MP2 Maintenance Program Support Renewal Fee 7.1.21...	8510 · Data/Alarms/IT Supp & Licensing	Tiburon	-477.54
TOTAL						-1,035.98
01/07/21	7986	Lystek Int'l, LTD	Biosolids Transport, December 2020	JP Morgan Chase - Primary 7399		
			Inv #153-351 Biosolids Transport to Lystek Facility, December 2020	7029 · Main Plant Sludge Disposal	Belvedere	-255.32
			Inv #153-351 Biosolids Transport to Lystek Facility, December 2020	7029 · Main Plant Sludge Disposal	Tiburon	-436.42
TOTAL						-691.74
01/07/21	7987	Maltby Electric Supply Co., Inc.	Cust No.15953, M.P. & P&L Supplies, December 2020	JP Morgan Chase - Primary 7399		
			M.P. Electrical Supplies, Inv #S1930512.001, December 2020	7027 · Electrical & Instrument	Belvedere	-43.69
			M.P. Electrical Supplies, Inv #S1930512.001, December 2020	7027 · Electrical & Instrument	Tiburon	-74.68
TOTAL						-118.37

**Sanitary Distr. No.5 of Marin Co.
Warrant List Detail**

December 11, 2020 through January 7, 2021

02/09/21

Date	Num	Name	Memo	Account	Class	Paid Amount
01/07/21	7988	Marin Municipal Water District	Water, Nov - Dec, 2020	JP Morgan Chase - Primary 7399		
			Cust #.424793, Golden Gate BPS - Water, Nov - Dec, 2020	8541 · Water	Belvedere	-77.20
			Cust #.424791, Cove Rd. BPS - Water, Nov - Dec, 2020	8541 · Water	Belvedere	-85.38
			Cust #138856, Mar West TPS - Water, Nov - Dec, 2020	8541 · Water	Tiburon	-85.38
			Cust #100098, M.P. - Water, Nov - Dec, 2020	8541 · Water	Belvedere	-479.04
			Cust #100098, M.P. - Water, Nov - Dec, 2020	8541 · Water	Tiburon	-818.81
TOTAL						-1,545.81
01/07/21	7989	McC Campbell Analytical, Inc.	M.P. Monitoring, Chron Tox Testing, December 2020	JP Morgan Chase - Primary 7399		
			Inv #2012755, M.P. Monitoring, DEC Chronic Acute Toxicity Testing, 12.23.2020	7053 · Chronic Toxicity Program Eval	Belvedere	-410.62
			Inv #2012755, M.P. Monitoring, DEC Chronic Acute Toxicity Testing, 12.23.2020	7053 · Chronic Toxicity Program Eval	Tiburon	-701.88
TOTAL						-1,112.50
01/07/21	7990	Mill Valley Refuse Service, Inc.	Acct #032945, SLUDGE TRANSPORT, November 2020	JP Morgan Chase - Primary 7399		
			Sludge Transport/Exchange only, 11.5.20, 11.18.20, 11.24.20	7029 · Main Plant Sludge Disposal	Belvedere	-531.50
			Sludge Transport/Exchange only, 11.5.20, 11.18.20, 11.24.20	7029 · Main Plant Sludge Disposal	Tiburon	-908.50
TOTAL						-1,440.00
01/07/21	7991	Mill Valley Refuse Service, Inc.	Acct #032945, Garbage Service + 1 yd rental, January 2020	JP Morgan Chase - Primary 7399		
			Garbage Service, Including 1 yd trash + 1 yd cardboard rental, 1.1.2021 - 1.31.20...	7023 · Janitorial Supplies & Service	Belvedere	-109.35
			Garbage Service, Including 1 yd trash + 1 yd cardboard rental, 1.1.2021 - 1.31.20...	7023 · Janitorial Supplies & Service	Tiburon	-186.90
TOTAL						-296.25
01/07/21	7992	Nute Engineering Corp.	Consulting & Engr. Svcs., November 2020	JP Morgan Chase - Primary 7399		
			Inv #21251, Cove Rd Force Main Project - Belv, November 2020 (10% - thank y...	6017 · Consulting Fees	Belvedere	-1,977.25
			Inv #21251, Cove Rd Force Main Project - Tib, November 2020 (90% - thank you...	6017 · Consulting Fees	Tiburon	-17,787.00
			Inv #21246, Collxn Syst. Maint. Plan, Technical Support, November 2020	6017 · Consulting Fees	Belvedere	-123.40
			Inv #21246, Collxn Syst. Maint. Plan, Technical Support, November 2020	6017 · Consulting Fees	Tiburon:Paradise Cove	-8.89
			Inv #21246, Collxn Syst. Maint. Plan, Technical Support, November 2020	6017 · Consulting Fees	Tiburon	-210.96
TOTAL						-20,107.50
01/07/21	7993	Ongaro & Sons, Inc.	Client #1082,TPS#2, November 2020	JP Morgan Chase - Primary 7399		
			Inv #74872: Backflow Prevention Testing @ TPS#5, Meter #77544133 (HID#238...	7011 · Pumps & Lines Maintenance	Tiburon	-120.00
TOTAL						-120.00
01/07/21	7994	Pacific Water Resources	M.P. Supplies, November 2020	JP Morgan Chase - Primary 7399		
			Inv #20250, M.P. Supplies, Flowserve Mechanical Seal, November 2020	7021 · Plant Maintenance Supplies	Belvedere	-760.61
			Inv #20250, M.P. Supplies, Flowserve Mechanical Seal, November 2020	7021 · Plant Maintenance Supplies	Tiburon:Paradise Cove	-1,300.10
TOTAL						-2,060.71
01/07/21	7995	Perotti & Carrade	Client #1901 - FY19-20 Audit Services, PP#7, December 2020	JP Morgan Chase - Primary 7399		
			Inv #994518, PP#7, FY19-20 Field Audit svcs, December 2020	6008 · Audit & Accounting	Belvedere	-1,671.68
			Inv #994518, PP#7, FY19-20 Field Audit svcs, December 2020	6008 · Audit & Accounting	Tiburon:Paradise Cove	-120.44
			Inv #994518, PP#7, FY19-20 Field Audit svcs, December 2020	6008 · Audit & Accounting	Tiburon	-2,857.88
TOTAL						-4,650.00
01/07/21	7996	Roy's Sewer Service, Inc.	P&L, December, 2020	JP Morgan Chase - Primary 7399		

**Sanitary Distr. No.5 of Marin Co.
Warrant List Detail**

December 11, 2020 through January 7, 2021

02/09/21

Date	Num	Name	Memo	Account	Class	Paid Amount
			Inv #210868, Cleared line at 95 Rolling Hills, as directed, 12.11.2020	7011 · Pumps & Lines Maintenance	Tiburon	-3,330.00
TOTAL						-3,330.00
01/07/21	7997	Telstar Instrument, Inc.	Cust #SANDI, M.P. Parts & Srvc., November 2020	JP Morgan Chase - Primary 7399		
			Inv #105855, Service re wiring at new RDT Replacement equipment, 11.30.2020	7022 · Plant Maint. Parts & Service	Belvedere	-257.26
			Inv #105855, Service re wiring at new RDT Replacement equipment, 11.30.2020	7022 · Plant Maint. Parts & Service	Tiburon	-439.74
TOTAL						-697.00
01/07/21	7998	U.S. Bank	Acct#:4246-0441-0158-3635, November - December 2020	JP Morgan Chase - Primary 7399		
			#0822:/9545: Zoom, November 2020	6018.1 · Meetings & Travel	Belvedere	-19.77
			#0822:/9545: Zoom, November 2020	6018.1 · Meetings & Travel	Tiburon:Paradise Cove	-1.42
			#0822:/9545: Zoom, November 2020	6018.1 · Meetings & Travel	Tiburon	-33.80
			#0822:/9545: OWP Sac State Contact hrs (TR), 12.02.2020	6020 · Continuing Education	Belvedere	-35.95
			#0822:/9545: OWP Sac State Contact hrs (TR), 12.02.2020	6020 · Continuing Education	Tiburon:Paradise Cove	-2.59
			#0822:/9545: OWP Sac State Contact hrs (TR), 12.02.2020	6020 · Continuing Education	Tiburon	-61.46
			#0822:/9545: Office calendars, Amazon, 12.21.2020	6047 · Office Supplies	Belvedere	-27.73
			#0822:/9545: Office supplies, Amazon, 10.29.2020	6047 · Office Supplies	Tiburon:Paradise Cove	-2.00
			#0822:/9545: Office supplies, Amazon, 10.29.2020	6047 · Office Supplies	Tiburon	-47.41
			#0822:/9545: USPO & UPS, 11.23.2020	6056 · Postage	Belvedere	-2.37
			#0822:/9545: USPO & UPS, 11.23.2020	6056 · Postage	Tiburon:Paradise Cove	-0.17
			#0822:/9545: USPO & UPS, 11.23.2020	6056 · Postage	Tiburon	-4.06
			#0822:/9545: BPS #2 materials- Amazon, 11.13.20	7011 · Pumps & Lines Maintenance	Belvedere	-129.87
			#0822:/9545: O'Reilly's Auto	7072 · Truck Maintenance	Belvedere	-6.85
			#0822:/9545: O'Reilly's Auto	7072 · Truck Maintenance	Tiburon:Paradise Cove	-0.49
			#0822:/9545: O'Reilly's Auto	7072 · Truck Maintenance	Tiburon	-11.71
			#0822:/9545: Safety: Amazon - masks & gloves, 12.4.2020, 12.15.2020, 12.17.2...	8515 · Safety	Belvedere	-88.63
			#0822:/9545: Safety: Amazon - masks & gloves, 12.4.2020, 12.15.2020, 12.17.2...	8515 · Safety	Tiburon:Paradise Cove	-6.39
			#0822:/9545: Safety: Amazon - masks & gloves, 12.4.2020, 12.15.2020, 12.17.2...	8515 · Safety	Tiburon	-151.51
			#0822:/9545: Lateral Camera Repair, ITC, 12.16.2020	9303 · Lateral Camera	Belvedere	-130.39
			#0822:/9545: Lateral Camera Repair, ITC, 12.16.2020	9303 · Lateral Camera	Tiburon:Paradise Cove	-9.39
			#0822:/9545: Lateral Camera Repair, ITC, 12.16.2020	9303 · Lateral Camera	Tiburon	-222.93
TOTAL						-996.89
01/07/21	7999	Underground Service Alert of NorC...	Acct #165410, Annual Fee, 2019 611 Tickets, December 2020	JP Morgan Chase - Primary 7399		
			Inv #165410DIG20, Annual Dues, based on # of tickets SD5 req'd in 2019, Dece...	7011 · Pumps & Lines Maintenance	Belvedere	-104.21
			Inv #165410DIG20, Annual Dues, based on # of tickets SD5 req'd in 2019, Dece...	7011 · Pumps & Lines Maintenance	Tiburon:Paradise Cove	-7.51
			Inv #165410DIG20, Annual Dues, based on # of tickets SD5 req'd in 2019, Dece...	7011 · Pumps & Lines Maintenance	Tiburon	-178.16
TOTAL						-289.88
01/07/21	8000	Univar	Cust ID #STDT001, Chemicals, Dec 2020 - Jan 2021	JP Morgan Chase - Primary 7399		
			Inv #48878067, Sodium Hypochlorite 12.5% (\$0.7001/Gal), 12.22.2020	7024 · Main Plant Chemicals	Belvedere	-681.13
			Inv #48878067, Sodium Hypochlorite 12.5% (\$0.7001/Gal), 12.22.2020	7042 · Paradise Supplies & Chemicals	Tiburon:Paradise Cove	-49.07
			Inv #48878067, Sodium Hypochlorite 12.5% (\$0.7001/Gal), 12.22.2020	7024 · Main Plant Chemicals	Tiburon	-1,164.46
			Inv #48891173, Sodium Bisulfite 25% (\$1.1630/Gal),1.1.2021	7024 · Main Plant Chemicals	Belvedere	-2,022.08
			Inv #48891173, Sodium Bisulfite 25% (\$1.1630/Gal),1.1.2021	7042 · Paradise Supplies & Chemicals	Tiburon:Paradise Cove	-145.68
			Inv #48891173, Sodium Bisulfite 25% (\$1.1630/Gal),1.1.2021	7024 · Main Plant Chemicals	Tiburon	-3,456.93
TOTAL						-7,519.35
01/07/21	8001	Water Components & Building Sup...	Acct #454, P.C. & M.P. Maint. Parts & Service, November 2020	JP Morgan Chase - Primary 7399		
			Inv #30541742, #30542130, M.P. Supplies, November 2020	7021 · Plant Maintenance Supplies	Belvedere	-53.97
			Inv #30542457, P.C. Supplies, November 2020	7041 · Paradise Parts & Service	Tiburon:Paradise Cove	-245.25
			Inv #30541742, #30542130, M.P. Supplies, November 2020	7021 · Plant Maintenance Supplies	Tiburon	-92.24
TOTAL						-391.46
01/07/21	8002	Weco Industries	Acct #:MARINC, Vactor Truck Parts, November 2020	JP Morgan Chase - Primary 7399		

Sanitary Distr. No.5 of Marin Co.

Warrant List Detail

December 11, 2020 through January 7, 2021

02/09/21

Date	Num	Name	Memo	Account	Class	Paid Amount
			Inv #0046668-IN, Vactor Truck Parts, 11.12.2020	7072 · Truck Maintenance	Belvedere	-246.15
			Inv #0046668-IN, Vactor Truck Parts, 11.12.2020	7072 · Truck Maintenance	Tiburon:Paradise Cove	-17.73
			Inv #0046668-IN, Vactor Truck Parts, 11.12.2020	7072 · Truck Maintenance	Tiburon	-420.81
			Inv #0046668-IN, P&L parts, 11.12.2020	7021 · Plant Maintenance Supplies	Belvedere	-246.14
			Inv #0046668-IN, P&L parts, 11.12.2020	7041 · Paradise Parts & Service	Tiburon:Paradise Cove	-17.73
			Inv #0046668-IN, P&L parts, 11.12.2020	7021 · Plant Maintenance Supplies	Tiburon	-420.81
TOTAL						-1,369.37
01/07/21	8003	Bilsborough, Chad	S/B Mileage Reimb thru, December 2020	JP Morgan Chase - Primary 7399		
			Reimb for Standby Mileage, M.P. - Belv, thru 12.29.2020	6018.2 · Standby Mileage Expense Reimb	Belvedere	-190.92
			Reimb for Standby Mileage, M.P. - Tib thru 12.29.2020	6018.2 · Standby Mileage Expense Reimb	Tiburon	-243.78
TOTAL						-434.70
01/07/21	8004	Rosser, John	Reimb. for S/B Mileage, December 2020	JP Morgan Chase - Primary 7399		
			Reimb. for M.P. S/B Mileage, Belvedere, thru 12.14.2020	6018.2 · Standby Mileage Expense Reimb	Belvedere	-100.72
			Reimb. for M.P. S/B Mileage, Tiburon, thru 12.14.2020	6018.2 · Standby Mileage Expense Reimb	Tiburon	-100.71
TOTAL						-201.43
01/07/21	8005	Triola, Joseph	Reimb. for S/B Mileage, December 2020	JP Morgan Chase - Primary 7399		
			Reimb. for M.P. materials (Chemical Pumps), 12.16.2020	7021 · Plant Maintenance Supplies	Belvedere	-37.53
			Reimb. for M.P. materials (Chemical Pumps), 12.16.2020	7021 · Plant Maintenance Supplies	Tiburon	-64.15
TOTAL						-101.68
01/07/21	8006	WorkSmart Automation, Inc.	SD5 Comm System Maintenance, December 2020	JP Morgan Chase - Primary 7399		
			Inv #5059, SCADA troubleshooting @ vm failures + Added Hypo Pumps 3+4 + ti...	8510 · Data/Alarms/IT Supp & Licensing	Belvedere	-478.67
			Inv #5059, SCADA troubleshooting @ vm failures + Added Hypo Pumps 3+4 + ti...	8510 · Data/Alarms/IT Supp & Licensing	Tiburon:Paradise Cove	-34.49
			Inv #5059, SCADA troubleshooting @ vm failures + Added Hypo Pumps 3+4 + ti...	8510 · Data/Alarms/IT Supp & Licensing	Tiburon	-818.34
TOTAL						-1,331.50
01/07/21	8011	Catharine Benediktsson	Brd Mtg Attendance, Jul - Dec, 2020	JP Morgan Chase - Primary 7399		
			Brd Mtg Attendance (6), Brd Mtg Attendance, Jul - Dec, 2020	6024 · Director Fees	Belvedere	-215.70
			Brd Mtg Attendance (6), Brd Mtg Attendance, Jul - Dec, 2020	6024 · Director Fees	Tiburon:Paradise Cove	-15.54
			Brd Mtg Attendance (6), Brd Mtg Attendance, Jul - Dec, 2020	6024 · Director Fees	Tiburon	-368.76
TOTAL						-600.00
01/07/21	8012	Omar Arias	Brd Mtg Attendance, Jul - Dec, 2020	JP Morgan Chase - Primary 7399		
			Brd Mtg Attendance (2), Brd Mtg Attendance, Jul - Dec, 2020	6024 · Director Fees	Belvedere	-71.90
			Brd Mtg Attendance (2), Brd Mtg Attendance, Jul - Dec, 2020	6024 · Director Fees	Tiburon:Paradise Cove	-5.18
			Brd Mtg Attendance (2), Brd Mtg Attendance, Jul - Dec, 2020	6024 · Director Fees	Tiburon	-122.92
TOTAL						-200.00
01/07/21	8013	John Carapiet	Brd Mtg Attendance, Jul - Dec, 2020	JP Morgan Chase - Primary 7399		
			Brd Mtg Attendance (6), Brd Mtg Attendance, Jul - Dec, 2020	6024 · Director Fees	Belvedere	-215.70
			Brd Mtg Attendance (6), Brd Mtg Attendance, Jul - Dec, 2020	6024 · Director Fees	Tiburon:Paradise Cove	-15.54
			Brd Mtg Attendance (6), Brd Mtg Attendance, Jul - Dec, 2020	6024 · Director Fees	Tiburon	-368.76
TOTAL						-600.00
01/07/21	8014	Michael Lasky	Brd Mtg Attendance, Jul - Dec, 2020	JP Morgan Chase - Primary 7399		

Sanitary Distr. No.5 of Marin Co.

Warrant List Detail

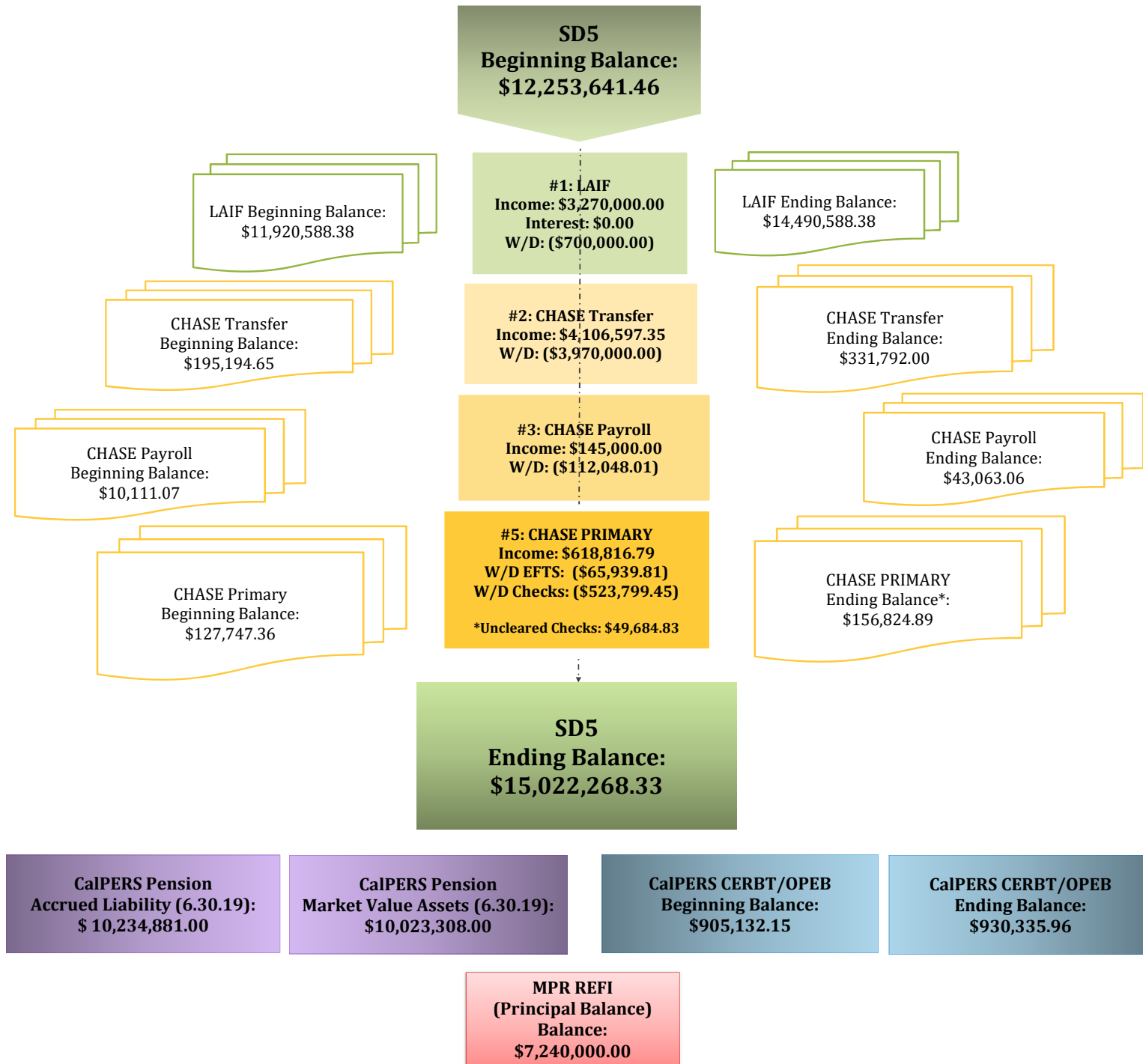
December 11, 2020 through January 7, 2021

02/09/21

Date	Num	Name	Memo	Account	Class	Paid Amount
			Brd Mtg Attendance (2), Brd Mtg Attendance, Jul - Dec, 2020	6024 · Director Fees	Belvedere	-71.90
			Brd Mtg Attendance (2), Brd Mtg Attendance, Jul - Dec, 2020	6024 · Director Fees	Tiburon:Paradise Cove	-5.18
			Brd Mtg Attendance (2), Brd Mtg Attendance, Jul - Dec, 2020	6024 · Director Fees	Tiburon	-122.92
TOTAL						-200.00
01/07/21	8015	Tod Moody	Brd Mtg Attendance, Jul - Dec, 2020	JP Morgan Chase - Primary 7399		
			Brd Mtg Attendance (6), Brd Mtg Attendance, Jul - Dec, 2020	6024 · Director Fees	Belvedere	-215.70
			Brd Mtg Attendance (6), Brd Mtg Attendance, Jul - Dec, 2020	6024 · Director Fees	Tiburon:Paradise Cove	-15.54
			Brd Mtg Attendance (6), Brd Mtg Attendance, Jul - Dec, 2020	6024 · Director Fees	Tiburon	-368.76
TOTAL						-600.00
01/07/21	8016	Richard Snyder	Brd Mtg Attendance, Jul - Dec, 2020	JP Morgan Chase - Primary 7399		
			Brd Mtg Attendance (5), Brd Mtg Attendance, Jul - Dec, 2020	6024 · Director Fees	Belvedere	-179.75
			Brd Mtg Attendance (5), Brd Mtg Attendance, Jul - Dec, 2020	6024 · Director Fees	Tiburon:Paradise Cove	-12.95
			Brd Mtg Attendance (5), Brd Mtg Attendance, Jul - Dec, 2020	6024 · Director Fees	Tiburon	-307.30
TOTAL						-500.00
01/07/21	8017	Bilsborough, Chad	Reimb. for Con't Ed Fees, Travel + Tolls for Ops Cert (G2), November 2020	JP Morgan Chase - Primary 7399		
			Reimb. re Application Fee for SWRCB Ops Cert, Grade II, Parking + mileage 11....	6020 · Continuing Education	Belvedere	-100.44
			Reimb. re Application Fee for SWRCB Ops Cert, Grade II, Parking + mileage 11....	6020 · Continuing Education	Tiburon:Paradise Cove	-7.24
			Reimb. re Application Fee for SWRCB Ops Cert, Grade II, Parking + mileage 11....	6020 · Continuing Education	Tiburon	-171.70
TOTAL						-279.38

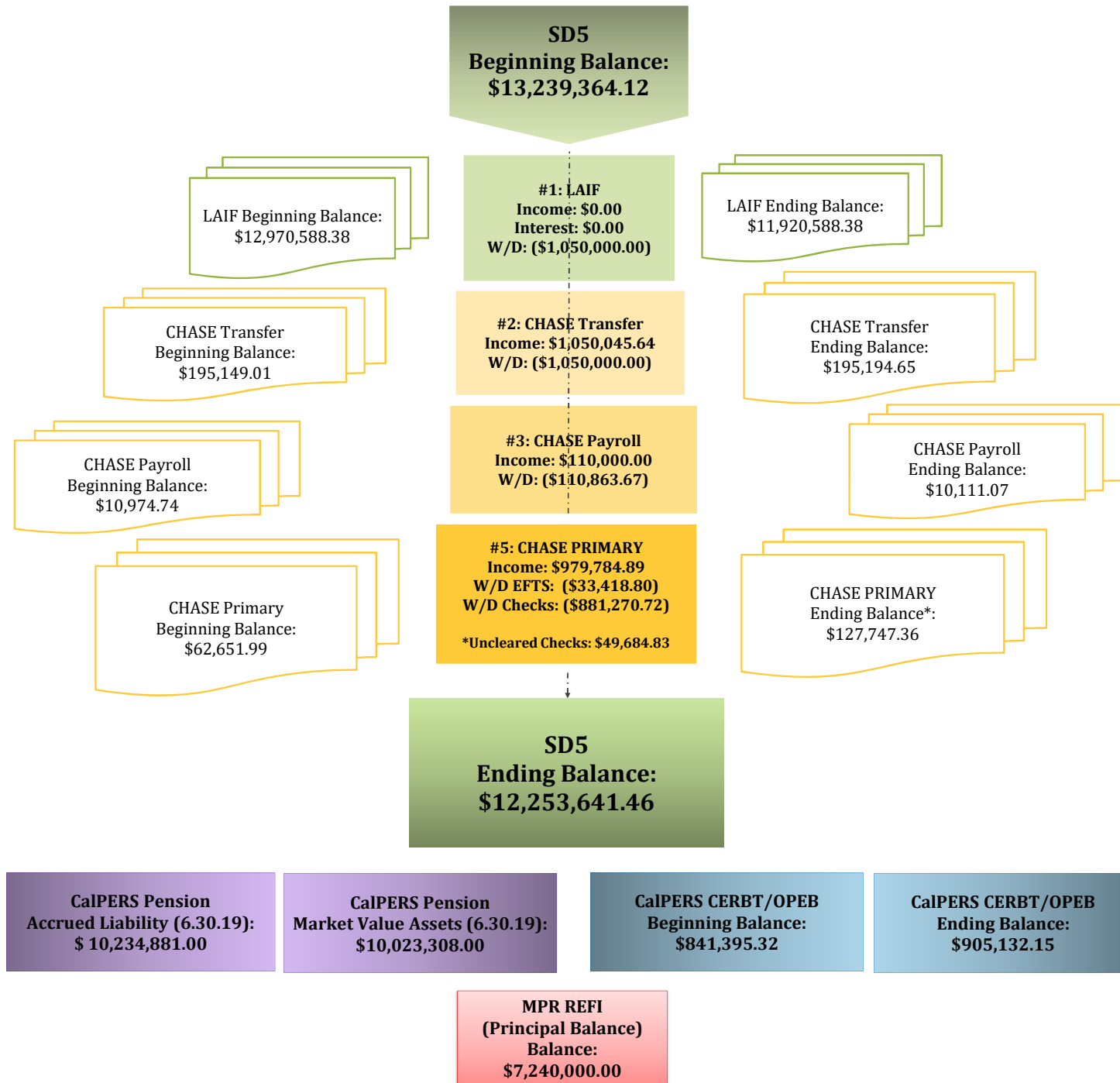
CASH FLOW CHART

SANITARY DISTRICT NO. 5 OF MARIN COUNTY: December 2020



CASH FLOW CHART

SANITARY DISTRICT NO. 5 OF MARIN COUNTY: November 2020



DEC 11, 2020

SANITARY DISTRICT NO 5 - 0400-2116
PO BOX 227
BELVEDERE TIBURON, CA 94920

CHECK DATE : 12/15/2020 WEEK 51
PERIOD BEGIN : 12/01/2020
PERIOD END : 12/15/2020

edc
m

Dear Paychex Preview Client,

Enclosed are your payroll reports and checks. Please verify that all information is accurate and correct. If there are any questions or concerns, please contact us immediately.

If you have tax deposits due, ensure the deposits are initiated at least one banking day prior to the due date to avoid penalties. We will assume that these deposits were made on the due dates and they will be reflected on your returns accordingly.

This is a summary of your payroll transactions of the check date of 12/15/2020. It does not reflect miscellaneous administrative charges. Please refer to your Paychex Human Resource Services invoice(s) for any additional cash required for this check date.

PAYROLL TOTALS

DIRECT DEPOSIT DEBITED FROM YOUR ACCOUNT	37501.59		
READYCHEX DEBITED FROM YOUR ACCOUNT	0.00	NUMBER OF PAYROLL CHECKS	15
TOTAL NET PAYROLL	37501.59		

BILLING PAYMENT	244.25 ✓	Withdrawal made by PAYCHEX INC. on above check date.
-----------------	----------	--

AMOUNT DEBITED FROM TAX ACCOUNT	14977.43 ✓		
TOTAL TAX LIABILITY DUE BY CLIENT	0.00		
TOTAL TAX LIABILITY	15816.30 ✓	NUMBER OF CHECKS PRINTED	15

ADJUSTMENTS TO TAX LIABILITY

FFCRA CREDIT APPLIED			
FEDERAL WITHHOLDING	-838.87 ✓		
EE/ER MEDICARE	-0.00		
EE/ER OASDI	-0.00		
TOTAL ADJUSTMENTS	-838.87		
TOTAL NET PAYROLL, TAX LIABILITY, AND SERVICES	52479.02		
TOTAL COST OF PAYROLL	52723.27 (circled)	NUMBER OF MANUAL/VOID TRANSACTIONS	0

Important: If you filed Form 7200, Advance Payment of Employer Credits Due to COVID-19, please notify your Paychex representative so that credits are accurately reported on Form 941.

DEC 28, 2020

SANITARY DISTRICT NO 5 - 0400-2116
PO BOX 227
BELVEDERE TIBURON, CA 94920

CHECK DATE : 12/31/2020 WEEK 1
PERIOD BEGIN : 12/16/2020
PERIOD END : 12/31/2020

*62
12*

Dear Paychex Preview Client,

Enclosed are your payroll reports and checks. Please verify that all information is accurate and correct. If there are any questions or concerns, please contact us immediately.

If you have tax deposits due, ensure the deposits are initiated at least one banking day prior to the due date to avoid penalties. We will assume that these deposits were made on the due dates and they will be reflected on your returns accordingly.

This is a summary of your payroll transactions of the check date of 12/31/2020. It does not reflect miscellaneous administrative charges. Please refer to your Paychex Human Resource Services invoice(s) for any additional cash required for this check date.

PAYROLL TOTALS

DIRECT DEPOSIT DEBITED FROM YOUR ACCOUNT	39482.37		
READYCHEX DEBITED FROM YOUR ACCOUNT	0.00	NUMBER OF PAYROLL CHECKS	18
TOTAL NET PAYROLL	39482.37		

BILLING PAYMENT	281.30 /	Withdrawal made by PAYCHEX INC. on above check date.	
-----------------	----------	--	--

AMOUNT DEBITED FROM TAX ACCOUNT	15059.50		
TOTAL TAX LIABILITY DUE BY CLIENT	0.00		
TOTAL TAX LIABILITY	15583.79 /	NUMBER OF CHECKS PRINTED	18

ADJUSTMENTS TO TAX LIABILITY

FFCRA CREDIT APPLIED	
FEDERAL WITHHOLDING	-524.29
EE/ER MEDICARE	-0.00
EE/ER OASDI	-0.00
TOTAL ADJUSTMENTS	-524.29 /

TOTAL NET PAYROLL, TAX LIABILITY, AND SERVICES	54541.87		
TOTAL COST OF PAYROLL	54823.17	NUMBER OF MANUAL/VOID TRANSACTIONS	0

Important: If you filed Form 7200, Advance Payment of Employer Credits Due to COVID-19, please notify your Paychex representative so that credits are accurately reported on Form 941.

DEC 31, 2020

SANITARY DISTRICT NO 5 - 0400-2116
PO BOX 227
BELVEDERE TIBURON, CA 94920

CHECK DATE : 12/31/2020-2 WEEK 1
PERIOD BEGIN : 12/16/2020
PERIOD END : 12/31/2020

Dear Paychex Preview Client,

Enclosed are your payroll reports and checks. Please verify that all information is accurate and correct. If there are any questions or concerns, please contact us immediately.

If you have tax deposits due, ensure the deposits are initiated at least one banking day prior to the due date to avoid penalties. We will assume that these deposits were made on the due dates and they will be reflected on your returns accordingly.

This is a summary of your payroll transactions of the check date of 12/31/2020. It does not reflect miscellaneous administrative charges. Please refer to your Paychex Human Resource Services invoice(s) for any additional cash required for this check date.

PAYROLL TOTALS

DIRECT DEPOSIT DEBITED FROM YOUR ACCOUNT	20557.99		
READYCHEX DEBITED FROM YOUR ACCOUNT	0.00	NUMBER OF PAYROLL CHECKS	1
TOTAL NET PAYROLL	20557.99		

BILLING PAYMENT	21.20	Withdrawal made by PAYCHEX INC. on above check date.
-----------------	-------	--

AMOUNT DEBITED FROM TAX ACCOUNT	14949.51		
TOTAL TAX LIABILITY DUE BY CLIENT	0.00		
TOTAL TAX LIABILITY	14949.51	NUMBER OF CHECKS PRINTED	1

ADJUSTMENTS TO TAX LIABILITY

TOTAL ADJUSTMENTS	-0.00		
TOTAL NET PAYROLL, TAX LIABILITY, AND SERVICES	35507.50		
TOTAL COST OF PAYROLL	35528.70	NUMBER OF MANUAL/VOID TRANSACTIONS	0

Important: If you filed Form 7200, Advance Payment of Employer Credits Due to COVID-19, please notify your Paychex representative so that credits are accurately reported on Form 941.

TAX DEPOSITS DUE

TAX AGENCY	TAXPAY	NON-TAXPAY	DUE DATE
FEDERAL	23659.27		01/06/2021 Deposit made by PAYCHEX INC. on your behalf.
STATE - CA	6349.74		01/06/2021 Deposit made by PAYCHEX INC. on your behalf.

10:30 AM
01/06/21Sanitary Distr. No.5 of Marin Co.
Comparative Balance Sheet
As of December 31, 2020

	Dec 31, 20	Nov 30, 20	\$ Change
ASSETS			
Current Assets			
Checking/Savings			
Local Agency Investment Fund			
Belvedere			
Belvedere Operating	2,650,097.44	2,749,987.01	-99,889.57
Belvedere Operating Reserve	1,292,764.83	516,923.05	775,841.78
Belvedere Capital & CIP Reserve	1,854,182.26	1,660,684.53	193,497.73
Belvedere PERS Retirement Trust	366,215.00	366,215.00	0.00
Belvedere Disaster Recovery Fnd	356,250.00	356,250.00	0.00
Total Belvedere	6,519,509.53	5,650,059.59	869,449.94
Tiburon			
Tiburon Operating	3,234,684.26	1,151,080.74	2,083,603.52
Tiburon Operating Reserve	-598,453.11	683,930.00	-1,282,383.11
Tiburon Capital & CIP Reserve	3,677,357.70	2,954,028.05	723,329.65
Tiburon PERS Retirement Trust	661,740.00	661,740.00	0.00
Tiburon Disaster Recovery Fund	643,750.00	643,750.00	0.00
Total Tiburon	7,619,078.85	6,094,528.79	1,524,550.06
Local Agency Investment Fund - Other	352,000.00	176,000.00	176,000.00
Total Local Agency Investment Fund	14,490,588.38	11,920,588.38	2,570,000.00
JP Morgan Chase - Primary 7399	126,625.85	78,062.53	48,563.32
JP Morgan Chase - Payroll 7506	7,534.36	7,897.24	-362.88
JP Morgan Chase - Transfer 7522	331,792.00	195,194.65	136,597.35
Total Checking/Savings	14,956,540.59	12,201,742.80	2,754,797.79
Accounts Receivable			
Accounts Receivable	975.00	23,358.89	-22,383.89
Total Accounts Receivable	975.00	23,358.89	-22,383.89
Other Current Assets			
Petty Cash	881.92	881.92	0.00
Total Other Current Assets	881.92	881.92	0.00
Total Current Assets	14,958,397.51	12,225,983.61	2,732,413.90
Fixed Assets	19,228,004.19	19,228,004.19	0.00
Other Assets			
Debt Issuance Cost	93,188.00	93,188.00	0.00
Total Other Assets	93,188.00	93,188.00	0.00
TOTAL ASSETS	34,279,589.70	31,547,175.80	2,732,413.90
LIABILITIES & EQUITY			
Liabilities			
Current Liabilities			
Other Current Liabilities			
Deferred Income for Permits	2,300.00	2,300.00	0.00
Compensated Absences Current	133,202.91	133,202.91	0.00
Retainage Payable	125,813.97	110,023.86	15,790.11
MPR Rev Bond Interest Payable	50,341.00	50,341.00	0.00
MPR Rev Bonds Payable Current	660,000.00	660,000.00	0.00
Total Other Current Liabilities	971,657.88	955,867.77	15,790.11
Total Current Liabilities	971,657.88	955,867.77	15,790.11
Long Term Liabilities			
2061 - OPEB Related Liability	809,282.00	809,282.00	0.00
Pension-related Liabilities	-484,265.00	-484,265.00	0.00
MPR Revenue Bonds Payable	7,240,000.00	7,240,000.00	0.00
Total Long Term Liabilities	7,565,017.00	7,565,017.00	0.00
Total Liabilities	8,536,674.88	8,520,884.77	15,790.11
Equity			
3900 - Net Assets	26,485,416.11	26,485,416.11	0.00
Net Income	-742,501.29	-3,459,125.08	2,716,623.79
Total Equity	25,742,914.82	23,026,291.03	2,716,623.79
TOTAL LIABILITIES & EQUITY	34,279,589.70	31,547,175.80	2,732,413.90

Sanitary Distr. No.5 of Marin Co.
Annual Budget vs Actual Expenses
July through December 2020

	<u>Jul - Dec 20</u>	<u>Budget</u>	<u>\$ Over Budget</u>	<u>% of Bu...</u>
Ordinary Income/Expense				
Income				
5000 · Property Taxes				
5001.2 · TEETER	479,514.16	700,000.00	-220,485.84	68.5%
5002 · UNSEC	14,707.53	13,000.00	1,707.53	113.1%
5003 · PUNS / PRIOR UNSECURED	417.10	0.00	417.10	100.0%
5004 · REDEMPTION / RDMPT	418.97	500.00	-81.03	83.8%
5006 · SPLU	210.41	100.00	110.41	210.4%
5041 · SUPSEC	2,889.38	15,000.00	-12,110.62	19.3%
5043 · SECU	86.54	0.00	86.54	100.0%
5046 · Excess ERAF	228,132.83	250,000.00	-21,867.17	91.3%
5280 · HOPTR	553.42	3,333.00	-2,779.58	16.6%
5483 · Other tax	0.00			
Total 5000 · Property Taxes	726,930.34	981,933.00	-255,002.66	74.0%
5007 · Sewer Service Charge				
5007.1 · Sewer Service - Tiburon Ops	1,358,301.61	2,523,700.00	-1,165,398.39	53.8%
5007.5 · Sewer Service - Tiburon Cap	65,285.72	121,313.00	-56,027.28	53.8%
5007.2 · Sewer Service-Belv Ops	775,216.21	1,400,843.00	-625,626.79	55.3%
5007.3 · Sewer Service-Belv Cap	506,132.90	914,600.00	-408,467.10	55.3%
5007.4 · Other User Fees	0.00	24,826.00	-24,826.00	0.0%
Total 5007 · Sewer Service Charge	2,704,936.44	4,985,282.00	-2,280,345.56	54.3%
5201 · Interest				
5201.1 · Interest County of Marin	136.53			
5201.2 · Interest LAIF	31,119.93	156,402.00	-125,282.07	19.9%
Total 5201 · Interest	31,256.46	156,402.00	-125,145.54	20.0%
5900.3 · Connection Fees				
5900.30 · Connection Permit Fees	5,519.00	11,062.00	-5,543.00	49.9%
5900.31 · Collection	35,831.50	100,000.00	-64,168.50	35.8%
5900.34 · Treatment	35,331.50	100,000.00	-64,668.50	35.3%
Total 5900.3 · Connection Fees	76,682.00	211,062.00	-134,380.00	36.3%
5900.4 · Inspection Permit Fees	9,847.00	11,062.00	-1,215.00	89.0%
5900.5 · SASM Expense Reimb.	0.00	101,680.00	-101,680.00	0.0%
5900.9 · Other Income	0.00	100.00	-100.00	0.0%
5900.10 · Paradise Sewer Line Ext. Fees	0.00	13,806.00	-13,806.00	0.0%
Total Income	3,549,652.24	6,461,327.00	-2,911,674.76	54.9%
Gross Profit	3,549,652.24	6,461,327.00	-2,911,674.76	54.9%
Expense				
6000 · Administrative Expenses				
6001 · Advertising	0.00	1,000.00	-1,000.00	0.0%
6008 · Audit & Accounting	21,000.00	35,000.00	-14,000.00	60.0%
6017 · Consulting Fees	158,629.63	200,000.00	-41,370.37	79.3%
6018 · Travel & Meetings				
6018.1 · Meetings & Travel	1,848.12	7,000.00	-5,151.88	26.4%
6018.2 · Standby Mileage Expense Reimb	3,751.93	8,000.00	-4,248.07	46.9%
Total 6018 · Travel & Meetings	5,600.05	15,000.00	-9,399.95	37.3%
6020 · Continuing Education	2,452.40	10,000.00	-7,547.60	24.5%
6021 · County Fees	10,358.00	16,500.00	-6,142.00	62.8%
6024 · Director Fees	0.00	9,000.00	-9,000.00	0.0%
6025 · Dues & Subscriptions	23,742.79	34,000.00	-10,257.21	69.8%
6026 · Elections	0.00	9,000.00	-9,000.00	0.0%
6033 · Insurance Property & Liability				
6033.1 · PLP Public Entity Phys Damage	25,857.00	23,301.00	2,556.00	111.0%
6033.2 · General Liability	18,326.00	43,291.00	-24,965.00	42.3%
6033.3 · Physical Property Damage - Auto	3,716.00	1,435.00	2,281.00	259.0%
Total 6033 · Insurance Property & Liability	47,899.00	68,027.00	-20,128.00	70.4%

Sanitary Distr. No.5 of Marin Co.
Annual Budget vs Actual Expenses
 July through December 2020

	Jul - Dec 20	Budget	\$ Over Budget	% of Bu...
6039 · Legal	9,562.50	50,000.00	-40,437.50	19.1%
6047 · Office Supplies	6,512.02	13,000.00	-6,487.98	50.1%
6056 · Postage	265.91	1,000.00	-734.09	26.6%
6059 · Pollution Prevention/Public Edu	3,526.19	5,000.00	-1,473.81	70.5%
6065 · Miscellaneous Expense	209.95			
Total 6000 · Administrative Expenses	289,758.44	466,527.00	-176,768.56	62.1%
7000 · Ops & Maintenance Expenses				
7010 · Pumps & Lines Maintenance				
7011 · Pumps & Lines Maintenance	49,393.80	50,000.00	-606.20	98.8%
7013 · Emergency Line Repair	-18,991.09	50,000.00	-68,991.09	-38.0%
Total 7010 · Pumps & Lines Maintenance	30,402.71	100,000.00	-69,597.29	30.4%
7020 · Main Plant Maintenance				
7021 · Plant Maintenance Supplies	38,610.62	15,000.00	23,610.62	257.4%
7022 · Plant Maint. Parts & Service	31,809.27	100,000.00	-68,190.73	31.8%
7023 · Janitorial Supplies & Service	3,238.63	9,000.00	-5,761.37	36.0%
7024 · Main Plant Chemicals	35,476.56	105,000.00	-69,523.44	33.8%
7025 · Lab Supplies & Chemicals	6,267.04	15,000.00	-8,732.96	41.8%
7027 · Electrical & Instrument	2,204.08	5,000.00	-2,795.92	44.1%
7028 · Grounds Maintenance	279.36	5,000.00	-4,720.64	5.6%
7029 · Main Plant Sludge Disposal	14,513.44	40,000.00	-25,486.56	36.3%
Total 7020 · Main Plant Maintenance	132,399.00	294,000.00	-161,601.00	45.0%
7040 · Paradise Cove Plant Maint				
7041 · Paradise Parts & Service	6,983.73	10,000.00	-3,016.27	69.8%
7042 · Paradise Supplies & Chemicals	5,390.78	5,000.00	390.78	107.8%
7043 · Paradise Sludge Disposal	2,645.00	8,000.00	-5,355.00	33.1%
Total 7040 · Paradise Cove Plant Maint	15,019.51	23,000.00	-7,980.49	65.3%
7050 · Monitoring				
7051 · Main Plant Lab Monitoring	14,841.50	50,000.00	-35,158.50	29.7%
7052 · Paradise Cove Monitoring	4,003.05	15,000.00	-10,996.95	26.7%
7053 · Chronic Toxicity Program Eval	862.00			
Total 7050 · Monitoring	19,706.55	65,000.00	-45,293.45	30.3%
7060 · Permits/Fees				
7061 · Main Plant NPDES Renewal	7,882.50			
7062 · Permits/Fees - General	38,805.18	41,000.00	-2,194.82	94.6%
7063 · Paradise Cove Permits/Fees	7,567.94	8,000.00	-432.06	94.6%
7064 · Paradise Cove NPDES Renewal	0.00	40,000.00	-40,000.00	0.0%
Total 7060 · Permits/Fees	54,255.62	89,000.00	-34,744.38	61.0%
7070 · Truck Maintenance				
7071 · Fuel	4,218.71	8,000.00	-3,781.29	52.7%
7072 · Truck Maintenance	15,751.34	8,000.00	7,751.34	196.9%
Total 7070 · Truck Maintenance	19,970.05	16,000.00	3,970.05	124.8%
Total 7000 · Ops & Maintenance Expenses	271,753.44	587,000.00	-315,246.56	46.3%
8000 · Salaries and Benefits Expenses				
8001 · Salaries	594,940.51	1,143,549.00	-548,608.49	52.0%
8003 · Overtime	51,314.59	100,000.00	-48,685.41	51.3%
8004 · Standby Pay	36,659.75	72,450.00	-35,790.25	50.6%
8005 · Employee Incentives	12,000.00	45,000.00	-33,000.00	26.7%
8006 · Vacation Buyout	13,067.48	25,000.00	-11,932.52	52.3%
8013 · Payroll Taxes	41,713.89	98,212.00	-56,498.11	42.5%
8015 · Payroll/Bank Fees	3,025.86	5,500.00	-2,474.14	55.0%
8016 · Car Allowance	6,000.01	6,000.00	0.01	100.0%
8019 · PERS Retirement				
8019.05 · PERS Retirement	57,501.60	253,061.00	-195,559.40	22.7%
8019.08 · PERS Retirement - CalPERS UAL	96,367.00	20,000.00	76,367.00	481.8%
8019.10 · PERS Retirement Trust	0.00	313,250.00	-313,250.00	0.0%
8019 · PERS Retirement - Other	950.00			
Total 8019 · PERS Retirement	154,818.60	586,311.00	-431,492.40	26.4%

Sanitary Distr. No.5 of Marin Co.
Annual Budget vs Actual Expenses
 July through December 2020

	Jul - Dec 20	Budget	\$ Over Budget	% of Bu...
8020 · Employee Health				
8020.05 · Employee Health	96,553.60	200,653.00	-104,099.40	48.1%
8021 · Employee Health Deductions	-1,488.96			
Total 8020 · Employee Health	95,064.64	200,653.00	-105,588.36	47.4%
8022 · Retiree Health				
8022.05 · Retiree Health	51,975.04	80,994.00	-29,018.96	64.2%
8022.10 · CERBT/OPEB Annual Arc Contribtn	0.00	72,400.00	-72,400.00	0.0%
Total 8022 · Retiree Health	51,975.04	153,394.00	-101,418.96	33.9%
8023 · Workers Comp Insurance	39,624.00	50,250.00	-10,626.00	78.9%
Total 8000 · Salaries and Benefits Expenses	1,100,204.37	2,486,319.00	-1,386,114.63	44.3%
8500 · Other Operating Expenses				
8510 · Data/Alarms/IT Supp & Licensing	61,960.75	80,000.00	-18,039.25	77.5%
8515 · Safety	13,348.45	20,000.00	-6,651.55	66.7%
8520 · Personal Protection/Safety Wear	4,634.81	15,000.00	-10,365.19	30.9%
8530 · Telephone				
8531 · Main Plant Telephones	4,043.28	11,000.00	-6,956.72	36.8%
8532 · Paradise Cove Telephones	1,747.82	4,000.00	-2,252.18	43.7%
8533 · Pumps & Lines Telephones	2,395.68	7,000.00	-4,604.32	34.2%
Total 8530 · Telephone	8,186.78	22,000.00	-13,813.22	37.2%
8540 · Utilities				
8541 · Water	2,854.40	5,000.00	-2,145.60	57.1%
8542 · Main Plant Utilities	88,880.92	180,000.00	-91,119.08	49.4%
8543 · Paradise Cove Utilities	7,611.06	13,500.00	-5,888.94	56.4%
8544 · Pump Station Utilities	16,626.66	35,000.00	-18,373.34	47.5%
Total 8540 · Utilities	115,973.04	233,500.00	-117,526.96	49.7%
Total 8500 · Other Operating Expenses	204,103.83	370,500.00	-166,396.17	55.1%
Total Expense	1,865,820.08	3,910,346.00	-2,044,525.92	47.7%
Net Ordinary Income	1,683,832.16	2,550,981.00	-867,148.84	66.0%
Other Income/Expense				
Other Expense				
9100 · Capital Expenditures				
9200 · Main Plant Equipment Capital				
9209 · Screw Press Blend Redundancy	0.00	15,000.00	-15,000.00	0.0%
9212 · Headworks Grinder Replacement	0.00	15,000.00	-15,000.00	0.0%
9218 · Generator Control Panel	0.00	35,000.00	-35,000.00	0.0%
9219 · CI2 Flash Mixer	0.00	15,000.00	-15,000.00	0.0%
9220 · M.P. Office + Bath Flooring	0.00	15,000.00	-15,000.00	0.0%
9221 · Portable Fuel Storage Tank	0.00	15,000.00	-15,000.00	0.0%
9229.8 · Vehicle Replacement	3,000.00			
Total 9200 · Main Plant Equipment Capital	3,000.00	110,000.00	-107,000.00	2.7%
9300 · Pumps & Lines Capital				
9306 · PS Pump & Valve Replacements	0.00	50,000.00	-50,000.00	0.0%
9307 · PS Generator Replacement	89,828.02			
9311 · Cove Rd Force Main Project				
9311.2 · Cove Rd FM - Const, Ph I	1,462,039.23	1,200,000.00	262,039.23	121.8%
Total 9311 · Cove Rd Force Main Project	1,462,039.23	1,200,000.00	262,039.23	121.8%
9312 · Force Main Rehab - Mltpl Sites	0.00	700,000.00	-700,000.00	0.0%
9313 · Manholes/Rodholes	0.00	70,000.00	-70,000.00	0.0%
9314 · Portable Emergency Generators	5,570.18	75,000.00	-69,429.82	7.4%
9227.8 · Rodder/Vactor Truck	8,370.41			
Total 9300 · Pumps & Lines Capital	1,565,807.84	2,095,000.00	-529,192.16	74.7%

Sanitary Distr. No.5 of Marin Co.
Annual Budget vs Actual Expenses
 July through December 2020

	Jul - Dec 20	Budget	\$ Over Budget	% of Bu...
9400 · Paradise Cove Capital				
9401 · P.C. Sewer Line Rehab Prog	0.00	500,000.00	-500,000.00	0.0%
9402 · P.C. Flow Meter Replacement	19,501.62			
9404 · P.C. Infi WWI Access Replcmnt	0.00			
9406 · P.C. Plant Grating Replacement	0.00	20,000.00	-20,000.00	0.0%
9415 · P.C. Paint @ Treatment Plant	52,759.00			
Total 9400 · Paradise Cove Capital	72,260.62	520,000.00	-447,739.38	13.9%
9500 · Undesignated Capital				
9510 · Undesignated Cap - M.P.	0.00	25,000.00	-25,000.00	0.0%
9520 · Undesignated Cap - P.C. Plant	0.00	10,000.00	-10,000.00	0.0%
9530 · Undesignated Cap - P & L	0.00	50,000.00	-50,000.00	0.0%
Total 9500 · Undesignated Capital	0.00	85,000.00	-85,000.00	0.0%
Total 9100 · Capital Expenditures	1,641,068.46	2,810,000.00	-1,168,931.54	58.4%
9700 · Debt Service				
9730 · Debt Service - MPR Project				
9734 · MPR Refi - Principal	660,000.00	660,000.00	0.00	100.0%
9735 · MPR Refi - Interest	100,656.26	190,457.00	-89,800.74	52.8%
Total 9730 · Debt Service - MPR Project	760,656.26	850,457.00	-89,800.74	89.4%
Total 9700 · Debt Service	760,656.26	850,457.00	-89,800.74	89.4%
Total Other Expense	2,401,724.72	3,660,457.00	-1,258,732.28	65.6%
Net Other Income	-2,401,724.72	-3,660,457.00	1,258,732.28	65.6%
Net Income	<u>-717,892.56</u>	<u>-1,109,476.00</u>	<u>391,583.44</u>	<u>64.7%</u>

**Sanitary Distr. No.5 of Marin Co.
Zone Report
December 2020**

01/06/21

	Paradise C... (Tiburon)	Tiburon - Other (Tiburon)	Total Tiburon	Belvedere	TOTAL
Ordinary Income/Expense					
Income					
5000 · Property Taxes					
5001.2 · TEETER	19,372.38	460,141.78	479,514.16	0.00	479,514.16
5002 · UNSEC	594.18	14,113.35	14,707.53	0.00	14,707.53
5003 · PUNS / PRIOR UNSECURED	16.85	400.25	417.10	0.00	417.10
5041 · SUPSEC	116.74	2,772.64	2,889.38	0.00	2,889.38
5043 · SECU	3.50	83.04	86.54	0.00	86.54
5046 · Excess ERAF	8,430.32	200,240.98	208,671.30	0.00	208,671.30
5280 · HOPTR	22.36	531.06	553.42	0.00	553.42
Total 5000 · Property Taxes	28,556.33	678,283.10	706,839.43	0.00	706,839.43
5007 · Sewer Service Charge					
5007.1 · Sewer Service - Tiburon Ops	54,875.38	1,303,426.23	1,358,301.61	0.00	1,358,301.61
5007.5 · Sewer Service - Tiburon Cap	2,637.54	62,648.18	65,285.72	0.00	65,285.72
5007.2 · Sewer Service-Belv Ops	0.00	0.00	0.00	775,841.78	775,841.78
5007.3 · Sewer Service-Belv Cap	0.00	0.00	0.00	506,541.33	506,541.33
Total 5007 · Sewer Service Charge	57,512.92	1,366,074.41	1,423,587.33	1,282,383.11	2,705,970.44
5900.3 · Connection Fees					
5900.30 · Connection Permit Fees	0.00	2,044.00	2,044.00	300.00	2,344.00
5900.31 · Collection	0.00	774.00	774.00	2,230.50	3,004.50
5900.34 · Treatment	0.00	1,070.00	1,070.00	1,606.50	2,676.50
Total 5900.3 · Connection Fees	0.00	3,888.00	3,888.00	4,137.00	8,025.00
5900.4 · Inspection Permit Fees	0.00	1,200.00	1,200.00	400.00	1,600.00
5900.5 · SASM Expense Reimb.	0.00	-23,358.89	-23,358.89	0.00	-23,358.89
5900.9 · Other Income	0.00	0.00	0.00	0.00	0.00
Total Income	86,069.25	2,026,086.62	2,112,155.87	1,286,920.11	3,399,075.98
Gross Profit	86,069.25	2,026,086.62	2,112,155.87	1,286,920.11	3,399,075.98
Expense					
6000 · Administrative Expenses					
6001 · Advertising	0.00	0.00	0.00	0.00	0.00
6008 · Audit & Accounting	0.00	0.00	0.00	0.00	0.00
6017 · Consulting Fees	502.15	22,192.22	22,694.37	23,043.19	45,737.56
6018 · Travel & Meetings					
6018.1 · Meetings & Travel	4.00	94.96	98.96	55.55	154.51
6018.2 · Standby Mileage Expense Reimb	0.00	154.77	154.77	461.34	616.11
Total 6018 · Travel & Meetings	4.00	249.73	253.73	516.89	770.62
6020 · Continuing Education	0.00	0.00	0.00	0.00	0.00
6021 · County Fees	250.99	5,961.53	6,212.52	0.00	6,212.52
6025 · Dues & Subscriptions	17.47	414.48	431.95	242.48	674.43
6039 · Legal	102.80	2,596.84	2,699.64	1,426.86	4,126.50
6047 · Office Supplies	9.94	239.97	249.91	140.36	390.27
6056 · Postage	6.48	153.84	160.32	89.98	250.30
6065 · Miscellaneous Expense	0.00	0.00	0.00	0.00	0.00
Total 6000 · Administrative Expenses	893.83	31,808.61	32,702.44	25,459.76	58,162.20
7000 · Ops & Maintenance Expenses					
7010 · Pumps & Lines Maintenance					
7011 · Pumps & Lines Maintenance	0.00	3,715.58	3,715.58	1,308.62	5,024.20
7013 · Emergency Line Repair	0.00	0.00	0.00	-18,991.09	-18,991.09
Total 7010 · Pumps & Lines Maintenance	0.00	3,715.58	3,715.58	-17,682.47	-13,966.89

**Sanitary Distr. No.5 of Marin Co.
Zone Report
December 2020**

01/06/21

	Paradise C... (Tiburon)	Tiburon - Other (Tiburon)	Total Tiburon	Belvedere	TOTAL
7020 · Main Plant Maintenance					
7021 · Plant Maintenance Supplies	0.00	553.88	553.88	324.03	877.91
7022 · Plant Maint. Parts & Service	0.00	6,252.89	6,252.89	3,658.17	9,911.06
7023 · Janitorial Supplies & Service	0.00	253.87	253.87	148.51	402.38
7024 · Main Plant Chemicals	0.00	4,591.41	4,591.41	2,685.67	7,277.08
7025 · Lab Supplies & Chemicals	0.00	2,165.50	2,165.50	1,266.90	3,432.40
7027 · Electrical & Instrument	0.00	0.00	0.00	0.00	0.00
7029 · Main Plant Sludge Disposal	0.00	1,099.27	1,099.27	643.12	1,742.39
Total 7020 · Main Plant Maintenance	0.00	14,916.82	14,916.82	8,726.40	23,643.22
7040 · Paradise Cove Plant Maint					
7041 · Paradise Parts & Service	0.00	0.00	0.00	0.00	0.00
7042 · Paradise Supplies & Chemicals	196.15	0.00	196.15	0.00	196.15
Total 7040 · Paradise Cove Plant Maint	196.15	0.00	196.15	0.00	196.15
7050 · Monitoring					
7051 · Main Plant Lab Monitoring	0.00	1,793.14	1,793.14	1,049.06	2,842.20
7052 · Paradise Cove Monitoring	572.55	0.00	572.55	0.00	572.55
Total 7050 · Monitoring	572.55	1,793.14	2,365.69	1,049.06	3,414.75
7060 · Permits/Fees					
7061 · Main Plant NPDES Renewal	0.00	4,847.20	4,847.20	2,835.80	7,683.00
7062 · Permits/Fees - General	0.00	10,585.19	10,585.19	6,192.63	16,777.82
7063 · Paradise Cove Permits/Fees	6,076.86	0.00	6,076.86	0.00	6,076.86
Total 7060 · Permits/Fees	6,076.86	15,432.39	21,509.25	9,028.43	30,537.68
7070 · Truck Maintenance					
7071 · Fuel	22.75	539.95	562.70	315.84	878.54
7072 · Truck Maintenance	27.99	664.43	692.42	388.64	1,081.06
Total 7070 · Truck Maintenance	50.74	1,204.38	1,255.12	704.48	1,959.60
Total 7000 · Ops & Maintenance Expenses	6,896.30	37,062.31	43,958.61	1,825.90	45,784.51
8000 · Salaries and Benefits Expenses					
8001 · Salaries	3,265.46	81,988.27	85,253.73	45,325.47	130,579.20
8003 · Overtime	220.77	5,238.75	5,459.52	3,064.33	8,523.85
8004 · Standby Pay	165.20	3,920.12	4,085.32	2,293.01	6,378.33
8007 · Voluntary Deductions	0.00	0.00	0.00	0.00	0.00
8008 · Deferred Comp 457	0.00	-316.09	-316.09	0.00	-316.09
8012 · Wage Garnishments	0.00	0.00	0.00	0.00	0.00
8013 · Payroll Taxes	117.62	2,791.02	2,908.64	1,632.59	4,541.23
8015 · Payroll/Bank Fees	60.27	-349.96	-289.69	836.44	546.75
8016 · Car Allowance	6.33	-94.13	-87.80	87.81	0.01
8019 · PERS Retirement					
8019.05 · PERS Retirement	364.27	8,594.12	8,958.39	5,106.13	14,064.52
Total 8019 · PERS Retirement	364.27	8,594.12	8,958.39	5,106.13	14,064.52
8020 · Employee Health					
8020.05 · Employee Health	352.73	8,370.19	8,722.92	4,896.01	13,618.93
8021 · Employee Health Deductions	-6.42	-152.52	-158.94	-89.22	-248.16
Total 8020 · Employee Health	346.31	8,217.67	8,563.98	4,806.79	13,370.77
8022 · Retiree Health					
8022.05 · Retiree Health	27.81	659.77	687.58	385.93	1,073.51
Total 8022 · Retiree Health	27.81	659.77	687.58	385.93	1,073.51
Total 8000 · Salaries and Benefits Expenses	4,574.04	110,649.54	115,223.58	63,538.50	178,762.08
8500 · Other Operating Expenses					
8510 · Data/Alarms/IT Supp & Licensing	112.99	2,681.63	2,794.62	1,568.55	4,363.17
8515 · Safety	64.45	1,529.23	1,593.68	894.51	2,488.19
8520 · Personal Protection/Safety Wear	4.88	115.86	120.74	67.77	188.51

Sanitary Distr. No.5 of Marin Co.
Zone Report
December 2020

	Paradise C... (Tiburon)	Tiburon - Other (Tiburon)	Total Tiburon	Belvedere	TOTAL
8530 · Telephone					
8531 · Main Plant Telephones	0.00	430.65	430.65	251.90	682.55
8532 · Paradise Cove Telephones	347.63	0.00	347.63	0.00	347.63
8533 · Pumps & Lines Telephones	173.77	305.87	479.64	0.00	479.64
Total 8530 · Telephone	521.40	736.52	1,257.92	251.90	1,509.82
8540 · Utilities					
8542 · Main Plant Utilities	0.00	9,447.18	9,447.18	5,526.95	14,974.13
8543 · Paradise Cove Utilities	1,457.16	0.00	1,457.16	0.00	1,457.16
8544 · Pump Station Utilities	246.23	1,499.36	1,745.59	1,455.73	3,201.32
Total 8540 · Utilities	1,703.39	10,946.54	12,649.93	6,982.68	19,632.61
Total 8500 · Other Operating Expenses	2,407.11	16,009.78	18,416.89	9,765.41	28,182.30
Total Expense	14,771.28	195,530.24	210,301.52	100,589.57	310,891.09
Net Ordinary Income	71,297.97	1,830,556.38	1,901,854.35	1,186,330.54	3,088,184.89
Other Income/Expense					
Other Expense					
9100 · Capital Expenditures					
9200 · Main Plant Equipment Capital					
9229.8 · Vehicle Replacement	77.70	1,843.80	1,921.50	1,078.50	3,000.00
Total 9200 · Main Plant Equipment Capital	77.70	1,843.80	1,921.50	1,078.50	3,000.00
9300 · Pumps & Lines Capital					
9311 · Cove Rd Force Main Project					
9311.2 · Cove Rd FM - Const, Ph I	0.00	0.00	0.00	315,802.10	315,802.10
Total 9311 · Cove Rd Force Main Project	0.00	0.00	0.00	315,802.10	315,802.10
9314 · Portable Emergency Generators	0.00	0.00	0.00	0.00	0.00
Total 9300 · Pumps & Lines Capital	0.00	0.00	0.00	315,802.10	315,802.10
9400 · Paradise Cove Capital					
9415 · P.C. Paint @ Treatment Plant	52,759.00	0.00	52,759.00	0.00	52,759.00
Total 9400 · Paradise Cove Capital	52,759.00	0.00	52,759.00	0.00	52,759.00
Total 9100 · Capital Expenditures	52,836.70	1,843.80	54,680.50	316,880.60	371,561.10
Total Other Expense	52,836.70	1,843.80	54,680.50	316,880.60	371,561.10
Net Other Income	-52,836.70	-1,843.80	-54,680.50	-316,880.60	-371,561.10
Net Income	18,461.27	1,828,712.58	1,847,173.85	869,449.94	2,716,623.79

Sanitary Distr. No.5 of Marin Co.
Monthly O.T. Report
December 2020

Type	Date	Num	Name	Memo	Amount	Balance
Dohrmann, Robin						
Check	12/15/20	3501-3817	Dohrmann, Robin	4.0 Hrs. O.T. @ 1.5x	348.01	348.01
Check	12/31/20	1661-3834	Dohrmann, Robin	16.5 Hrs. O.T. @ 1.5x	1,435.52	1,783.53
Total Dohrmann, Robin					1,783.53	1,783.53
Driscoll, Stephen						
Check	12/15/20	3501-3820	Driscoll, Stephen	17.0 Hrs. O.T @ 1.5x	1,479.02	1,479.02
Check	12/31/20	1661-3836	Driscoll, Stephen	4.0 Hrs. O.T. @ 1.5x	348.01	1,827.03
Check	12/31/20	1661-3836	Driscoll, Stephen	2.5 Hrs. O.T. @ 2.0x	290.00	2,117.03
Total Driscoll, Stephen					2,117.03	2,117.03
La Torre, Daniel P.						
Check	12/31/20	1661-3838	La Torre, Daniel P.	4.0 Hrs. O.T. @ 2.0x	420.87	420.87
Check	12/31/20	1661-3838	La Torre, Daniel P.	4.0 Hrs. O.T. @ 1.5x	315.65	736.52
Check	12/31/20	1661-3839	La Torre, Daniel P.	4.0 Hrs. O.T. @ 1.5x	315.65	1,052.17
Check	12/31/20	1661-3839	La Torre, Daniel P.	4.0 Hrs. O.T. @ 2.0x	420.87	1,473.04
Total La Torre, Daniel P.					1,473.04	1,473.04
Rosser, John						
Check	12/15/20	3501-3825	Rosser, John	11.0 Hrs. O.T. @ 1.5x	1,559.47	1,559.47
Check	12/31/20	1661-3842	Rosser, John	10.0 Hrs. O.T. @ 1.5x	751.55	2,311.02
Check	12/31/20	1661-3843	Rosser, John	10.5 Hrs. O.T. @ 1.5x	789.13	3,100.15
Check	12/31/20	1661-3843	Rosser, John	0.5 Hrs. O.T. @ 2.0x	50.10	3,150.25
Total Rosser, John					3,150.25	3,150.25
TOTAL					8,523.85	8,523.85

Sanitary District No. 5 of Marin County



District Management Report December 2020

Contents:

- Transmittal Memo
- Financial/Budgetary
- HR & Personnel
- Business Administration
- Collection System Performance
- Treatment Plant Performance – Paradise Cove
- Treatment Plant Performance – Main Plant
- Pollution Prevention Activities
- Continuing Education & Safety Training
- Capital Improvement Projects

Transmittal Memo

Date: January 21, 2020
To: Board of Directors
From: Tony Rubio, District Manager/ Chief Plant Operator
Subject: Management Report for December 2020

Fiscal Status

Period Covered: July 1, 2020 –December 31, 2020
Percent of Fiscal Year: 50 %
Percent of Budgeted Income to Date: 54.9%
Percent of Budgeted Expenditures to Date: 47.7% (operating only)

Personnel

Separations: None
New Hires: None
Promotions: 4
Recruitment Activities: None

Regulatory Compliance

MP Collection System WDR Compliance: Full Compliance with all regulations
PC Collection System WDR Compliance: Full Compliance with all regulations
MP NPDES Permit Compliance: Full Compliance with all regulations
PC NPDES Permit Compliance: Full Compliance with all regulations
BAAQMD Compliance: Full Compliance with all regulations
Bio-Solids Compliance: Full Compliance with all regulations
Significant Comments: None

Summary of Operational Highlights are on the following pages.

Significant Events for the Month of December 2020 Include:

Financial/Budgetary/Business Administration

- Scanning project underway- 1980's Main Plant upgrade documents being scanned
- Meetings with HDR regarding Collection System Master Plan work- received draft report and currently under review
- Seeking proposal for Leasing office space downtown for administrative staff and permitting- The District has a lack of office space for staff.
- Preparing PSA for Alternative Energy Study for HDR- Legal

HR and Personnel

- Office remains closed to the public through the end of January.
- Promoted Dan La Torre to WWTP Maintenance/Collection System Superintendent
- Promoted Rulon Cottrell to WWTP Operations Superintendent
- Promoted Joel Alvarez to Permits and Business Administration Technician
- Promoted John Rosser to Senior WWTP Maintenance/Collection System Tech-Inspector
- All of the promotions are in line with the Districts Strategic Plan and Succession Plans- Personnel Committee Meeting will be held in February to discuss future operational status.

Continuing Education and Safety Training

- Cal Osha Covid-19 Exposure Control Plan
- LO/TO Training

Collection System Performance

Main Plant Tiburon/Belvedere:

- Submitted Category 3 SSO in Belvedere (near 370 Bella Vista) to RWQCB on CIWQS for the month of November.
- Rodding work has begun in the Tiburon Zone.
- Annual Pump station pump and electrical PM's being performed.

Paradise Cove:

- Submitted No Spill report for month of November to RWQCB on CIWQS

Treatment Plant Performance

Paradise Cove:

- Operations working with Maintenance regarding sludge hauling schedule.

Main Plant:

- Submitted November 2020 SMR and DMR to the RWQCB
- New SCADA server upgrade underway
- Wastewater Samples continue to be collected and sent to the University of California Berkeley for Covid-19 study

Pollution Prevention Activities

- Holiday advertisement outreach activities to begin airing on Comcast emphasizing FOG, Wipes and no drugs down the drain- Ads will air from November 23, 2020 - February 22, 2021.

Capital Improvement Projects

- Cove Road Force Main Project has begun. Project 95% complete
- Working on putting line segments together for a small pipe burst project in Paradise Cove service area for bidding this upcoming winter and work to be done in the Spring of 2021. Dependent on Collection System Master Plan Review
- Work continues on Belvedere Pump station #2 Generator Installation.
- Will begin work with new Superintendents about Main Plant and Paradise Cove Plant Project Forecasting- review will be done prior to budget workshop

Glossary of Terms

- **B.O.D. (Biochemical Oxygen Demand):** Measurement of the effluent's capacity to consume dissolved oxygen to stabilize all remaining organic matter. The permit limits for our effluent for discharge into San Francisco bay require that we remove 85% influent B.O.D. and meet a weekly average of less than 45mg/l and a monthly average of less than 30 mg/l B.O.D.
- **TSS (Total Suspended Solids):** Measurement of suspended solids in the effluent. Our permit requires that we remove at least 85% of the influent TSS and that the effluent limit is less than 45 mg/l as a weekly average and less than 30 mg/l as a monthly average.
- **Chlorine Residual:** The plant effluent is disinfected with hypochlorite (chlorine "bleach") and then the residual chlorine is neutralized with sodium bisulfite to protect the bay. The effluent chlorine residual limit is 0.0 mg/l which we monitor continuously.
- **pH:** pH is a measurement of acidity with pH 7.0 being neutral and higher pH values being basic and lower pH values being acidic. Our permit effluent pH must stay within the range of 6.0-9.0, which we monitor continuously.
- **Coliform:** Coliform bacteria are the indicator organism for determination of the efficiency of the disinfection process. The lab culture samples of our effluent and the presence of coliform is an indication that pathogenic organisms may be present. This is reported as MPN/100 (number of coliform bacteria in 100 milliliters sample).
- **Flow Through Bioassay:** A 96 hour test in which we test the toxicity of our effluent to tiny fish (sticklebacks) in a flow through tank to determine the survivability under continuous exposure to our effluent. Our permit requires that we maintain a 90th percentile survival of at least 70% and an 11 sample median survival of at least 90%. In layman's terms, this means that out of the last 11 samples only one bioassay may fall below 70% survival and the middle value when all 11 samples are placed in numerical order must be at least 90%.
- **Metals Analysis:** Our permit requires that we analyze our effluent for many different metals on a monthly basis. We have permit limits for some metals. The metals are stated as a daily max and a monthly average limit. The daily max limit is the number we cannot exceed on any sample and the monthly average applies to all samples collected in any month. (although usually we are only required to take one).
- **F.O.G. (Fats, oils and grease):** Quarterly we are required to monitor our effluent for Fats, Oils and Grease.

Glossary of terms continued...

- **Headworks:** The point where all raw wastewater enters the treatment plant. In this building wastewater goes through 3 grinders to grind up all large objects that could possibly damage our influent and sludge pumps further down the treatment process.
- **Primary Sedimentation:** The next treatment process is a physical treatment process where solids that settle or float are removed and sent to the digesters for further processing.
- **Activated Sludge:** Next is the activate sludge process. This process is a biological wastewater treatment process that uses microorganisms to speed up the decomposition of wastes. When activated sludge is added to wastewater, the microorganisms feed and grow on waste particles in the wastewater. As the organisms grow and reproduce, more and more waste is removed, leaving the wastewater partially cleaned. To function efficiently, the mass of organisms needs a steady balance of food and oxygen. These tasks are closely monitored by the operations staff.
- **Secondary Clarification:** Next is secondary clarification, like primary sedimentation/clarification, this also is a physical treatment process where solids that settle or float are removed and sent to the next treatment process. The difference between Secondary Clarification and primary sedimentation is that the solids removed from the secondary clarifiers goes to 2 places. Some goes to waste to the DAFT and some goes back to the activated sludge process for further treatment. (*Microorganisms must be returned to the activated sludge process to keep an equal balance of food and microorganisms*).
- **DAFT (dissolved air floatation thickener):** Next is the DAFT. The dissolved air floatation thickening process uses air bubbles to thicken WAS(waste active sludge) solids removed from the secondary clarifier, by floating solids to the tank surface, where they are removed and sent to the digesters for final processing.
- **Sludge Digestion:** In the anaerobic digestion process, all the organic material removed from the primary sedimentation tanks and DAFT's are digested by anaerobic bacteria. The end products are methane, carbon dioxide, water and neutralized organic matter.
- **Solids Handling:** This is the process where all the neutralized sludge from the digester is finally treated. Sludge from the digester is pumped to the screw press where it is conditioned with a polymer (chemical that reacts with the sludge to remove the water from the sludge and bind the sludge particles together) in order to dewater the sludge and produce a dry cake for final disposal to the Redwood landfill.

Glossary of terms continued...

- **Disinfection:** This is the end point for the wastewater- at this point wastewater flows through the chlorine contact tank. This contact tank allows for enough contact time for chlorine solution to disinfect the wastewater. Sodium bisulfite is introduced at the end of the tank to neutralize any residual chlorine to protect the bay.
- **MLSS (mixed liquor suspended solids):** Suspended solids in the mixed liquor of an aeration tank measured in mg/l
- **MCRT (mean cell resident time):** An expression of the average time that a microorganism will spend in the activated sludge process.
- **SVI (sludge volume index):** This is a calculation used to indicate the settling ability of activated sludge in the secondary clarifier.
- **RAS (return activated sludge):** The purpose of returning activated sludge, is to maintain a sufficient concentration of activated sludge in the aeration tank.
- **WAS (waste activated sludge):** To maintain a stable process, the amount of solids added each day to the activated sludge process are removed as WAS. We track this by our MCRT which averages 3 days
- **TWAS (thickened waste activated sludge):** The WAS is thickened in the DAFT and the thickened sludge is then pumped to the digester.
- **MPN (most probable number):** Concentrations of total coliform bacteria are reported as the most probable number. The MPN is not the absolute count of the bacteria but a statistical estimate of their concentration.
- **Bio-solids:** Anaerobic digested sludge is pumped to a screw press where excess water is removed to reduce the volume (and weight) thus producing an end result called bio-solids.
- **Polymer:** Organic polymers are added to digested sludge to bring out the formation of larger particles by bridging to improve processing.

Wastewater Acronyms

ACWA	Assoc of California Water Agencies	APWA	American Public Works Association
AWWA	American Water Works Association	BAAQMD	Bay Area Air Quality Management District
BACWA	Bay Area Clean Water Agencies	BAPPG:	Bay Area Pollution Prevention Group
CASA	California Association of Sanitation Agencies	CSDA	California Special Districts Association
CSRMA:	California Sanitation Risk Management Authority	CAAQS	California Ambient Air Quality Standard
CalARP	California Accidental Release Prevention Program	CARB	California Air Resources Board
CDO	Cease and Desist Order	CECs	Constituents of Emerging Concern
CEQA	California Environmental Quality Act	CIWQS	California Integrated Water Quality System
CFR	Code of Federal Regulations	CMOM	Capacity, Management, Operation and Maintenance
CIWMB	California Integrated Waste Management Board	CPUC	California Public Utilities Commission
CSO	Combined Sewer Overflow	CTR	California Toxics Rule
CWA	Clean Water Act	CWAP	Clean Water Action Plan
CWARA	Clean Water Authority Restoration Act	CWEA	California Water Environment Association
DHS	Dept of Health Services	DTSC	Dept of Toxic Substances Control
EBEP	Enclosed Bays and Estuaries Plan	EDW	Effluent Dominated Water body
EIS/EIR	Environmental Impact Statement/Report	EPA	Environmental Protection Agency
ERAF	Educational Reserve Augmentation Fund	ESMP	Electronic Self-Monitoring Report
FOG	Fats, Oils and Grease	GASB	Government Accounting Standards Board
ISWP	Inland Surface Waters Plan	JPA	Joint Powers Authority
LAFCO	Local Agency Formation Commission	LOCC	League of California Cities
MACT	Maximum Achievable Control Technology (air controls)	MCL	Maximum Contaminant Level
MMP	Mandatory Minimum Penalty	MOU	Memorandum of Understanding
MUN	Municipal Drinking Water Use	NACWA	National Association of Clean Water Agencies
NGOs	Non Governmental Organizations	NOX	Nitrogen Oxides
NPDES	Nat'l Pollutant Discharge Elimination System	NRDC	Natural Resources Defense Council
NTR	National Toxics Rule	OWP:	Office of Water Programs
OSHA:	Occupational Safety and Health Administration	PCBs	Poly Chlorinated Biphenyls
POTWs	Publicly Owned Treatment Works	PPCPs	Pharmaceutical and personal Care Products
QA/QC	Quality Assurance / Quality Control	Region	IX Western Region of EPA (CA, AZ, NV & HI)
RFP	Request For Proposals	RMP	Risk Management Program
RFQ	Request For Qualifications	RWQCB	Regional Water Quality Control Board
SEP	Supplementary Environmental Projects	SIP	State Implementation Policy (CTR/NTR criteria)
SFEI:	San Francisco Estuary Institute	SRF	State Revolving Fund
SSO	Sanitary Sewer Overflow	SSMP	Sewer System Management Plan
SWRCB	State Water Resources Control Board	TMDL	Total Maximum Daily Load
WDR	Waste Discharge Requirements	WEF	Water Environment Federation
WERF	Water Environment Research Foundation	WET	Whole Effluent Toxicity or Waste Extraction Test
WMI	Watershed Management Initiative	WRFP	Water Recycling Funding Program
WRDA	Water Resource Development Act	WWTP	Wastewater Treatment Plant
WQBEL	Water Quality Based Effluent Limitation Agency	WWWIFA	Water and Wastewater Infrastructure Financing

Agenda – Notes of Explanation

Sanitary District No. 5 Regular Board Meeting

January 21, 2020

Review and Approve Progress Payment #8 regarding the Cove Road Force Main Project totaling \$81,225

STAFF REPORT: Progress payment #8 is for a total of \$81,225 this is for work completed through December 31, 2020. The majority of this progress billing was for work around Tiburon Blvd and Main Street Roundabout.

<u>Contractor</u>	<u>Bid Amount (\$)</u>	<u>CDF Required Alternate</u>	<u>Total Bid</u>
Maggiore Ghilotti	\$1,971,971	\$270,000	\$2,241,971
<u>Total Current Contract Amount</u>	<u>Total Paid</u>	<u>Balance Due</u>	<u>Contract Days Left</u>
\$2,402,648.33	\$1,335,757.78	\$1,066,890.5	14

FISCAL IMPACT:

\$81,225

CEQA (California Environmental Quality Act)

Exempt

Recommendation:


Approve progress payment #8 totaling \$81,225 for the 2020 Cove Road Force Main Project



Tony Rubio, District Manager

ATTACHMENT:

Progress Payment No.8



555 DUBOIS STREET
SAN RAFAEL, CA 94901



PHONE: (415) 459-8640
FAX: (415) 459-1475

SANITARY DIST #5
OF MARIN COUNTY
PO BOX 227
TIBURON, CA 94920

INVOICE: **11573**
DATE: **12/31/2020**

M&G JOB: 7716
*COVE RD FORCE MAIN
REPLACEMENT PROJECT*

CUSTOMER: SANITD
CONTRACT/PO#:

Original Sum	\$ 1,971,971.00
Net Change by Change Orders	\$ 522,888.33
Contract Sum To Date	\$ 2,494,859.33
Total Completed To Date	\$ 1,491,560.83
Previous Retention Balance	\$ 70,303.05
Current Retention Balance	\$ 4,275.00
Total Amount Billed Less Retainage	\$ 1,416,982.78
Less Previous Billings	\$ 1,335,757.78
CURRENT AMOUNT THIS INVOICE	\$ 81,225.00

CONTRACT BILLING SUMMARY

Billed to Date:	\$ 1,491,560.83
Paid to Date:	\$ 1,333,287.78
Retention Balance Due:	\$ 74,578.05
Total Amount Due :	\$ 83,695.00

No.	Bid Item Description	Tib Quant	Belv Quant	Total Quantity	Unit Price	Total Bid Price	Work Completed			Amount Due		
							Tib Quant	Belv Quant	Total	Tib Amount	Belv Amount	Total
1	Mobilization, Demobilization, SWPPP, Permits (Except For Caltrans Permit) & Licenses (Less Than 5% of Total Cost)	50%	50%	1 LS	\$95,668	\$95,668	40%	40%	80%	\$38,267	\$38,267	\$76,534.40
2	Install (N) 16" OD HDPE Force Main	1,539	603	2142 LF	\$322	\$689,724	1,192	0	1,192	\$383,824	\$0	\$383,824.00
3	Install (N) 16" OD HDPE Force Main With Steel Casing in Caltrans ROW	226	0	226 LF	\$1,200	\$271,200				\$0	\$0	\$0.00
4	Install (N) Five Segment 16" OD HDPE Force Main Bend With Steel Casing in Caltrans ROW	1	0	1 EA	\$8,000	\$8,000				\$0	\$0	\$0.00
5	Install Steel Cased Minor Deflection Bend	1	0	1 EA	\$13,000	\$13,000				\$0	\$0	\$0.00
6	Install Five Segment Bend 16" OD HDPE Bend	3	5	8 EA	\$1,000	\$8,000	4	5	9	\$4,000	\$5,000	\$9,000.00
7	Connect to Existing Manhole 624	1	0	1 EA	\$7,000	\$7,000				\$0	\$0	\$0.00
8	Construct New 5 Ft Manhole	1	0	1 EA	\$15,000	\$15,000	100%		100%	\$15,000	\$0	\$15,000.00
9	Mortar Coat New 5 Ft Manhole	7	0	7 VF	\$800	\$5,600				\$0	\$0	\$0.00
10	Construct Vault for 12" Flowmeter and Existing Force Main Connection	0	1	1 EA	\$95,000	\$95,000	0%	100%	100%	\$0	\$95,000	\$95,000.00
11	Install Bore and Jack 14" Steel Casing and 6.625 OD HDPE Beach Pump Station Force Main	110	0	110 LF	\$1,000	\$110,000				\$0	\$0	\$0.00
12	Install 6.625 OD HDPE Beach Pump Station Force Main by Direct Burial	152	0	152 LF	\$300	\$45,600				\$0	\$0	\$0.00
13	Construct Beach Road Pump Station Force Main Valve Vault Connection	0	1	1 EA	\$76,000	\$76,000		1	1	\$0	\$76,000	\$76,000.00
14	Connect New 6.625 OD HDPE Beach Pump Station Force Main to Existing Valve Pit	1	0	1 EA	\$15,000	\$15,000				\$0	\$0	\$0.00
15	Restoration of Damaged Sidewalk and Driveway Approach	32	32	64 SF	\$50	\$3,200				\$0	\$0	\$0.00
16	Restoration of Damaged Town of Tiburon Brick and Reinforced Concrete Sidewalk Crossing	400	0	400 SF	\$80	\$32,000				\$0	\$0	\$0.00
17	Curb and Gutter Replacement	10	10	20 LF	\$50	\$1,000				\$0	\$0	\$0.00
18	Asphalt Concrete Trench Repair and Replacement of Pavement Markings	300	600	900 TON	\$290	\$261,000	75	500	575.29	\$21,834	\$145,000	\$166,834.10
19	Hard Rock Excavate/Buried Concrete	25	25	50 CY	\$1	\$50				\$0	\$0	\$0.00
20	Groundwater Pumping Treatment System and Disposal	50%	50%	1 LS	\$30,000	\$30,000	25%	25%	50%	\$7,500	\$7,500	\$15,000.00
21	Shoring For All Excavations	50%	50%	1 LS	\$25,000	\$25,000	25%	50%	75%	\$6,250	\$12,500	\$18,750.00
22	Temporary Sewage Bypassing	1	1	1 LS	\$24,979	\$24,979				\$0	\$0	\$0.00
23	Caltrans Approved Encroachment Permit "Double Permit" (Sum Total of 23a to 23f)					\$54,300				\$0	\$0	\$0.00
23a	Shoring Plans Signed and Sealed by CA Registered Engineer	0	1	1 LS	\$5,000		100%		1	\$5,000	\$0	\$5,000.00
23b	Cal-Osha Permit for "Trenching and Excavation"	0	1	1 LS	\$100		100%		1	\$100	\$0	\$100.00
23c	Traffic Control Plans	0	1	1 LS	\$17,000		90%		90%	\$15,300	\$0	\$15,300.00
23d	Water Pollution Control Plans (Wpcp) Signed by Qsp, Approved by RWQCB	0	1	1 LS	\$14,000		100%		1	\$14,000	\$0	\$14,000.00
23e	Dewatering Plans and Dewatering Permit From RWQCB	0	1	1 LS	\$600		100%		1	\$600	\$0	\$600.00
23f	Ground Movement Monitoring Plans for all Caltrans ROW Work	0	1	1 LS	\$17,600		80%		80%	\$14,080	\$0	\$14,080.00
24	Pothole Utility Mains	9	12	21 EA	\$650	\$13,650	30	20	50	\$19,500	\$13,000	\$32,500.00
25	Pothole Existing Sewer Force Main at 100 Foot Intervals	14	6	20 EA	\$650	\$13,000	19	7	26	\$12,350	\$4,550	\$16,900.00
26	Approved Traffic Control and Notifications From Tiburon and Belvedere	50%	50%	1 LS	\$15,000	\$15,000	47.5%	47.5%	95%	\$7,125	\$7,125	\$14,250.00
27	Changed Condition Allowance	50%	50%	1 LS	\$40,000	\$40,000				\$0	\$0	\$0.00
28	As-Built Drawings	50%	50%	1 LS	\$4,000	\$4,000				\$0	\$0	\$0.00
A-1	Replace Backfill of Excavations in City of Belvedere and Town of Tiburon With Control Density Fill (or CLSM)	50%	50%	1 LS	\$270,000	\$270,000				\$0	\$0	\$0.00
						Contract Total				Total Work Completed		
						\$2,241,971				\$968,672.50		

CHANGE ORDERS

CO#1	Additional Potholing			1 LS	\$18,456.74	\$18,456.74	70%	30%	1	\$12,920	\$5,537	\$18,456.74
CO#2	Additional Cove Rd/Beach Rd Mainline Trenching Costs			1 LS	\$171,037.48	\$171,037.48		100%	1	\$0	\$171,037	\$171,037.48
CO#3	Additional Cove Rd/Beach Rd Mainline Trenching Costs (continued)			1 LS	\$41,546.47	\$41,546.47		100%	1	\$0	\$41,546	\$41,546.47
CO#4	Open Cut, Trenching and Shoring on Beach Road			1 LS	\$191,699.43	\$191,699.43		100%	1	\$0	\$191,699	\$191,699.43
CO#5	Open Cut, Trenching and Shoring on Beach Road (continued)			1 LS	\$83,916.62	\$83,916.62		100%	1	\$0	\$83,917	\$83,916.62
CO#6	Open Cut, Trenching and Shoring on Beach Road (continued)			1 LS	\$16,231.59	\$16,231.59		100%	1	\$0	\$16,232	\$16,231.59

Subtotal	\$577,650	\$913,911	\$1,491,560.83
Less 5% retention			-\$74,578.03
Less Previous Billings			-\$1,335,757.78
TOTAL AMOUNT DUE			\$81,225.00

7716 - SANI DISTRICT COVE RD FORCE MAIN REPLACE.xlsx --- Progress #8

Bid Item	Bid Description	Bid Quantity	Units	Unit Price	Bid Total	Complete this Estimate	Total this Estimate	Previous Complete	Previous Total	Complete to Date	Total to Date
1	Mobilization, Demobilization	1	LS	95,668.00	95,668.00		\$ -	0.80	\$ 76,534.40	0.80	\$ 76,534.40
2	Install N 16" OD HDPE FM	2,142	LF	322.00	689,724.00		\$ -	1,192.00	\$ 383,824.00	1,192.00	\$ 383,824.00
3	Install N 16" OD HDPE FM w/ Casing CR	226	LF	1,200.00	271,200.00		\$ -		\$ -	0.00	\$ -
4	Install N 5 Segm. 16" OD HDPE FM Bend w/ Casing C	1	EA	8,000.00	8,000.00		\$ -		\$ -	0.00	\$ -
5	Install Steel Cased Minor Deflection Bend	1	EA	13,000.00	13,000.00		\$ -		\$ -	0.00	\$ -
6	Install 5 Segm. Bend 16" OD HDPE Bend	8.00	EA	1,000.00	8,000.00	2.00	\$ 2,000.00	7.00	\$ 7,000.00	9.00	\$ 9,000.00
7	Connect to E MH 624	1	EA	7,000.00	7,000.00		\$ -		\$ -	0.00	\$ -
8	Construct N 5 FT MH w Liner	1	EA	15,000.00	15,000.00	0.50	\$ 7,500.00	0.50	\$ 7,500.00	1.00	\$ 15,000.00
9	Mortar Coat N 5 FT Manhole	7	VF	800.00	5,600.00		\$ -		\$ -	0.00	\$ -
10	Construct Vault for 12" FlowMtr & E FM Connection	1	EA	95,000.00	95,000.00		\$ -	1.00	\$ 95,000.00	1.00	\$ 95,000.00
11	Install Bore & Jack 14' Casing & 6.63" OD HDPE Fm	110	LF	1,000.00	110,000.00		\$ -		\$ -	0.00	\$ -
12	Install 6.63" OD HDPE Beach PS FM by Open Trench	152	LF	300.00	45,600.00		\$ -		\$ -	0.00	\$ -
13	Construct Beach Rd PS FM Valve Vault Connection	1	EA	76,000.00	76,000.00	1.00	\$ 76,000.00		\$ -	1.00	\$ 76,000.00
14	Connect N 6.63" OD Beach Rd PS FM to E Vault Pit	1	EA	15,000.00	15,000.00		\$ -		\$ -	0.00	\$ -
15	Restoration of Damage SW & DW Approach	64	SF	50.00	3,200.00		\$ -		\$ -	0.00	\$ -
16	Restoration of Damaged Tiburon Bricks \$ PCC SW XW	400	SF	80.00	32,000.00		\$ -		\$ -	0.00	\$ -
17	Curb & Gutter Replacement	20	LF	50.00	1,000.00		\$ -		\$ -	0.00	\$ -
18	Trench Repair & Replace of Pave Markings	900	TON	290.00	261,000.00		\$ -	575.29	\$ 166,834.10	575.29	\$ 166,834.10
19	Hard Rock Excavate/Buried Concrete	50	CY	1.00	50.00		\$ -		\$ -	0.00	\$ -
20	Groundwater Pumping Treatment System & Disposal	1	LS	30,000.00	30,000.00		\$ -	0.50	\$ 15,000.00	0.50	\$ 15,000.00
21	Shoring For All Excavations	1	LS	25,000.00	25,000.00		\$ -	0.75	\$ 18,750.00	0.75	\$ 18,750.00
22	Temporary Sewage Bypassing	1	LS	24,979.00	24,979.00		\$ -		\$ -	0.00	\$ -
23a	Shoring Plans Signed & Sealed By CA Reg Eng	1	LS	5,000.00	5,000.00		\$ -	1.00	\$ 5,000.00	1.00	\$ 5,000.00
23b	Cal-OSHA Permit for "Trenching & Excavation"	1	LS	100.00	100.00		\$ -	1.00	\$ 100.00	1.00	\$ 100.00
23c	Traffic Control Plans	1	LS	17,000.00	17,000.00		\$ -	0.90	\$ 15,300.00	0.90	\$ 15,300.00
23d	Water Pollution Control Plans (WPCP) Sign by QSP	1	LS	14,000.00	14,000.00		\$ -	1.00	\$ 14,000.00	1.00	\$ 14,000.00
23e	Dewatering Plans & Dewatering Permit From RWQCB	1	LS	600.00	600.00		\$ -	1.00	\$ 600.00	1.00	\$ 600.00
23f	Ground Movement Monitoring Plans for CalTrans Work	1	LS	17,600.00	17,600.00		\$ -	0.80	\$ 14,080.00	0.80	\$ 14,080.00

7716 - SANI DISTRICT COVE RD FORCE MAIN REPLACE.xlsx --- Progress #8

Bid Item	Bid Description	Bid Quantity	Units	Unit Price	Bid Total	Complete this Estimate	Total this Estimate	Previous Complete	Previous Total	Complete to Date	Total to Date
24	Pothole Utility Mains	21	EA	650.00	13,650.00		\$ -	50.00	\$ 32,500.00	50.00	\$ 32,500.00
25	Pothole E Sewer FM @ 100 LF Intervals	20	EA	650.00	13,000.00		\$ -	26.00	\$ 16,900.00	26.00	\$ 16,900.00
26	Approved TC & Notifications from Tiburon & Belvedere	1	LS	15,000.00	15,000.00		\$ -	0.95	\$ 14,250.00	0.95	\$ 14,250.00
27	Change Condition Allowance	1	LS	40,000.00	40,000.00		\$ -		\$ -	0.00	\$ -
28	As-Built Drawings	1	LS	4,000.00	4,000.00		\$ -		\$ -	0.00	\$ -
TOTAL BASE BID					\$ 1,971,971.00		\$ 85,500.00		\$ 883,172.50		\$ 968,672.50
CO #	Description	QTY	Units	Unit Price	Total	Complete this estimate	Total this Estimate	Previous Complete	Previous Total	Complete to Date	Total to Date
A-1	Replace all Intermediate Backfull Excavation w/ CDF	1	LS	270,000.00							
CCO - 1	Additional Potholing	1	LS	18,456.74	18,456.74			1.00	\$ 18,456.74	1.00	\$ 18,456.74
CCO - 2	Additional Cove Rd/Beach Rd Mainline Trenching Costs	1	LS	171,037.48	171,037.48			1.00	\$ 171,037.48	1.00	\$ 171,037.48
CCO - 3	Additional Cove Rd/Beach Rd Mainline Trenching Costs (continued)	1	LS	41,546.47	41,546.47			1.00	\$ 41,546.47	1.00	\$ 41,546.47
CCO - 4	Open Cut, Trenching and Shoring on Beach Rd	1	LS	191,699.43	191,699.43			1.00	\$ 191,699.43	1.00	\$ 191,699.43
CCO - 5	Open Cut, Trenching and Shoring on Beach Rd (continued)	1	LS	83,916.62	83,916.62			1.00	\$ 83,916.62	1.00	\$ 83,916.62
CCO - 6	Water Pumping, Pulled Shield Plates, Wire Run, Placed Rock and Concrete Excavation	1	LS	16,231.59	16,231.59			1.00	\$ 16,231.59	1.00	\$ 16,231.59
CCO - 7	Adjust Force Main Plan and Profile	1	LS								\$ -
					\$ 522,888.33		\$ -		\$ 522,888.33		\$ 522,888.33
TOTAL BASE + ADD ALTS 1, 2, 3, 4 & CCO's					\$ 2,494,859.33		\$ 85,500.00		\$ 1,406,060.83		\$ 1,491,560.83
DECEMBER 2020 Billing Amount							\$ 85,500.00	CONTRACT + CCO TOTAL			\$ 1,491,560.83



Civil and Sanitary Consultants

January 6, 2021

Mr. Tony Rubio
Sanitary District No. 5
P.O. Box 227
Tiburon, CA 94920

Re: Cove Road Force Main Rehabilitation
Progress Payment No.8

Dear Tony:

Maggiore & Ghilotti has requested Progress Billing No.8 for the above referenced project for work through December 31, 2020.

We have reviewed the above payment request and recommend payment.

Very truly yours,

NUTE ENGINEERING

By

A handwritten signature in black ink, appearing to read "Mark T. Wilson", is written over a horizontal line.

Mark T. Wilson, PE

cc: Maggiore & Ghilotti

DECISION/ACTION ITEM LOG
CIP Committee: January 14, 2019
 Sanitary District No. 5 of Marin County
ACTIVE ITEMS SHEET

Item #8

No.	Item	Submission Date	Responsible Party	DECISION ONLY		ACTION REQUIRED		Comment/Reference Document
				Due	Completed	Due	Completed	
28	2019 Sewer Rehab Project	3.12.19	Nute/TR/CIP					Recv'd Proposal for Project Eng. From Nute, 3.11.19; Currently Reviewing Plans, 5.14.19 - will bring to SD5 Board for approval, 5.16.19; Received Lowest Bid from Glossage Engineering, Inc., 6.7.19; Contract fully executed & NTP issued on 8.2.19 (work to begin within 10 days of notice); Project currently under way, 9.10.19, 10.8.19, 11.12.19, 12.10.19, 1.14.19
29	Cove Rd. Force Main Replacement Project	3.12.19	Nute/TR/CIP					Nute Preparing Bid Docs, as of 3.12.19; Waiting for CalTrans response re horizontal drilling, as of 5.14.19; Still working w/ CalTrans, waiting for approval, as of 11.12.19; Design Review from Nute, 12.10.19, 1.14.19
30	Belvedere Pump Station #7: Panel Replacement	1.14.2020	TEAM Ghilotti / TR/CIP					Damage incurred on 1.9.2020; Concrete pad & ballards need to be replaced (TEAM Ghilotti, Inc.); Newly installed panel needs replacing

Dear Pooled Liability Program Members:

U.S. Wildfires, Storms, Civil Disorders and **'Social Inflation'** have created intense pressure on insurers in North America, causing insured losses in the billions, and while COVID -19 has of course added new types of losses to the mix, more so, it has created additional uncertainty which is adding to an already difficult insurance marketplace.

Initial cost estimates for the Program's renewal were expected to be up in the 10% range. In light of the above market pressure, and adverse loss development in the Pooled Liability Program itself, the Program Administrators are writing to update our estimate of the renewal cost, and we are now of the opinion that it is possible that an increase could come in ultimately more in the range of at a 15% - 25% increase over the current, expiring program. This is the result of a combination of insurance market conditions and loss experience in the Program. While the Program is not experiencing an increase in the frequency (number) of claims, we are seeing an increase in the severity (cost) of claims. Rest assured, the Program remains well funded.

We are nearly 60 days out from the renewal and will keep you apprised of any developments as the renewal is finalized.

Please do not hesitate to contact the Program Administrators with any questions in the meantime.

For your "reading pleasure", we have attached a well written article on the issue of social inflation in jury verdicts, which is driving a lot of the discussion about renewal pricing in the market today.

As always, please let us know if you should have any questions or other concerns.

We hope you, your families and colleagues are doing well!

Regards,

Myron Leavell

Account Executive

Assistant Vice President

Public Entity

Alliant Insurance Services, Inc.

CA License No. 0C36861

T: 415.403.1404

C: 415.696.8413

Alliant.com



The More Rewarding Way to Manage Risk


Important note about mail service, remitting payment and reporting claims:

A number of our offices around the region are experiencing disruption with mail and deliveries. To make sure we receive your payment timely, **please mail all checks to the lockbox address on your invoice** and **follow claim reporting procedures** provided by your claim advocate. Please contact us at any time if you have any concerns or questions.

Up next: hyper social inflation?

Social inflation in the time of COVID—Is the pandemic distracting casualty insurers from the bigger threat?

By Mia Finsness, Managing Executive, Global Casualty Underwriting and Claims



If 2019 was the year of social inflation, then 2020 is undoubtedly the year of COVID-19. Since March, all industry focus has been on the pandemic and the effect it will have on profitability across the insurance industry. Fortunately, we can now say eight months into the pandemic that it does not appear that COVID will be a material event for casualty insurers. What should be more concerning is the possibility that the insurance industry's laser focus on COVID is distracting us from the larger, more menacing threat of social inflation.

In a best-case scenario, COVID has provided a momentary pause from social inflation, and the social inflation trends we saw pre-COVID will continue in the same vein as courts reopen. However, the more likely and troublesome scenario is that COVID will exacerbate the previous iteration of social inflation, leading to a new period of "hyper" social inflation.

Social inflation: a recap

Social inflation is a term used to describe the rising costs of US liability claims as a result of societal trends. The term was first coined in the 1980s during the asbestos litigation crisis. The current iteration is attributable to new factors, including:

- **Rising costs and stagnating wages:** Costs are outpacing inflation and the average household income is falling behind inflation. The median annual household income according to the US Census Bureau was \$61,937 in 2018.
- **Skyrocketing health care costs:** US health care spending grew 4.6% in 2018, reaching \$3.6 trillion, or \$11,172 per person, which is the highest of the OECD countries.
- **Pervasive media influence:** Billion-dollar media headlines are the new normal. Data from jury focus groups indicates that potential jurors now perceive such numbers to be "Monopoly money."
- **Legal advertising:** Plaintiffs' attorneys advertise their large wins through a variety of sources and are setting floors for future cases.

- **Changes in the tort landscape:** Damages caps in many states are being successfully overturned.
- **Reptilian trial tactics:** A new school of instruction for plaintiffs' attorneys teaches them how to trigger the reptilian part of jurors' brains that makes them want to punish commercial defendants and award large verdicts.
- **Litigation funding:** Traditional investors are now investing in civil litigation—a \$9.5 billion industry—as an alternative to the traditional stock market.
- **Polarized political climate:** The media's focus on polarizing topics like the opioid crisis, mass shootings, and sexual abuse scandals has galvanized grassroots movements in favor of victims and against large corporations.

Social inflation is a uniquely American phenomenon because the United States is the only country in the world that routinely uses jury trials for civil cases. Jurors have unconscious biases derived from the culmination of their life experiences. Their constant exposure outside the courtroom to the media's spotlight on growing inequality in particular breeds resentment and a feeling of powerlessness. As jurors in civil cases involving large, corporate defendants, they have an opportunity to engage in an alternative means of wealth redistribution in the form of colossal verdicts that are seemingly uncorrelated with the injuries suffered.

“... jurors' constant exposure outside the courtroom to the media's spotlight on growing inequality in particular breeds resentment and a feeling of powerlessness.”



The following are just a few examples of nuclear verdicts from 2019 that are indicative of the modern social inflation environment:

State	Verdict
Texas	\$80,000,000 Trucking accident injuring one person.
Washington	\$123,000,000 Duck boat accident killing and injuring many.
Georgia	\$280,000,000 Trucking accident killing five people.
Alabama	\$151,791,000 Automobile accident injuring one person.
California	\$2,055,200,000 Pesticide product allegedly harmed two people.
New York	\$55,900,000 Medical accident during surgery injuring one person.
Maryland	\$229,600,000 Medical accident during a delivery injuring one person.
Pennsylvania	\$8,000,000,000 Pharmaceutical product led to unwanted side effects in many persons.
Georgia	\$125,000,000 Living conditions in an apartment building complex resulted in one death.
New York	\$110,200,000 Construction site accident killing one person.

Social inflation post-COVID: a prediction

Unfortunately, the pandemic is likely to exacerbate social inflation. Current social and political issues such as police brutality and riots will increase the potential for larger, more socially inflated verdicts, just as polarizing topics like sexual abuse, mass shootings, and opioids contributed to social inflation before COVID.

In addition, the COVID economy will significantly impact jurors going forward. Fifty-nine million people filed jobless claims between March 2020 and September 2020. Unemployment intensifies the pain of rising costs of necessities such as housing, health care, and education. Indeed, the costs of health care in particular have been laid bare by COVID. In 2018, over 157 million Americans received health insurance through their work. During the pandemic, many of the unemployed lost their health insurance.¹ Not having health insurance amplifies the cost of health care when it's needed and has the potential to bankrupt American households, which have median incomes of \$61,937 a year.

Compounding this reality is the fact that the pandemic has fueled demand for health care services, particularly for lower income and vulnerable populations who are susceptible to COVID. In June, the *New York Post* broke down a whopping \$1.1 million, 181-page hospital bill that a COVID survivor faced.² The article drew into sharp focus the staggering costs of health care in the US and made it clear to readers that the

pandemic will hit the most vulnerable populations hardest in two ways: first through their health and then through their pocketbooks. Indeed the *Post* article, like many others in the media, contributed to the *perception* of extortionate costs among potential jurors.

Health care is a hot-button political issue in the current election cycle, and there is much publicity surrounding the claim that only in America do people declare bankruptcy from health care costs. Moreover, media speculation regarding inevitable inflation (not of the social kind) due to governmental fiscal policies will only strengthen jurors' perceptions that medical costs will continue to increase over time. Indeed, when they are sitting in the jury box, a suggestion by plaintiff's counsel that future medical costs for a baby with brain damage will be \$50 million may not seem so irrational for jurors in light of these influences.

Meanwhile, the US stock market achieved record-breaking highs over the summer. The pandemic has highlighted the disconnect between the stock market, in which only the wealthiest 10% of American households invest, and the rest of the economy. Extensive media coverage related to these events creates the perception among Americans (i.e., potential jurors) that the rich are getting richer while the poor and vulnerable suffer. If there is a chance to engage in some wealth redistribution, it's not unreasonable to believe that jurors will seize the opportunity to "right the ship" and award a large verdict.

Opening of the courts (and the floodgates)

Until recently, most courts were closed and there was an unfamiliar lull in litigation activity as a result. In August, a few civil jury trials began for the first time since the pandemic shutdown and there are already indications that social inflation will not improve post-COVID.

In one of the first trials to resume, a jury awarded \$98 million against a public social services organization for the deaths of two children.³ In addition, several large verdicts were upheld by appellate courts in August, including a \$50 million award in a police brutality case, a \$59 million award in case involving an exploding Bunsen burner and a \$33 million award in an asbestos case.⁴

And what about frequency? Prior to COVID, the consensus was that social inflation was a severity, not frequency, event. In some respects, COVID may result in that trend continuing—at least in the short term. There is evidence to support the notion, for example, that automobile accident frequency is down due to people working from home, but that severity is up due to drivers speeding on empty roads. However, it is questionable whether this trend will endure. New civil case filings in federal court were up 43% as of the end of June—compared to the same time the previous year. The filings were driven by personal injury and product liability cases, which increased nearly fourfold.⁵



Selling insurance during a pandemic

Whether COVID triggered the liability insurance hard market or merely coincided with it is open to debate. Undebatable is the fact that at a time of so much uncertainty, casualty underwriters need to react swiftly to combat social inflation and mitigate long-term exposure to insurers' balance sheets.

Crucially, we will not know for some years whether the premiums we charge today are enough for the policies we sell, because the tail on liability claims is long. It could be anywhere from two to fifteen years depending on the risk class. Fundamentally, the long-tail nature of liability claims reflects the length of time it takes civil cases to churn through the court systems, and this length of time will only increase as a result of pandemic-related court closures.

“... we will not know for some years whether the premiums we charge today are enough for the policies we sell, because the tail on liability claims is long.”

Pricing inadequacy partly explains why some insurers are experiencing social inflation-related pains today. Verdicts rendered in 2020 simply do not reflect underwriters' expectations from years ago when the policies were issued. For example, in 2019 a Maryland jury returned a verdict of \$229 million⁶ for alleged medical malpractice during delivery of an infant. Approximately \$200 million of the award was for future medical expenses, clearly evidencing the jurors' perceptions of skyrocketing medical costs. Notably, the alleged malpractice occurred in October 2014—five years before the jury would ultimately render its verdict. Did insurers in 2014 price for the possibility of such an enormous verdict? The answer is surely “no,” and the industry today needs to start thinking about the cases going to trial tomorrow and the factors that may influence their outcomes.

Many things can happen between an accident that occurs today and a trial that occurs in 2028 that will impact claim valuation. There are too many unknowns to accurately predict what liability claims will be worth in eight years' time, which makes it hard to adequately price policies today. Underwriters who survive this next period of social inflation will be those who not only aggressively push for rate increases, but also meticulously manage their overall portfolios by scaling back limits, diversifying attachment points and risk classes, and tightening up terms and conditions by adding exclusions that mitigate certain “inflammatory” types of exposures like sexual molestation or assault and battery.

“... the industry today needs to start thinking about the cases going to trial tomorrow and the factors that may influence their outcomes.”

Conclusion: Batten down the hatches

As we continue to live with COVID and celebrate the long-awaited return of a hard market, we must keep our eye on the ball and remain vigilant at assessing and addressing the looming threat of a post-COVID superstorm of social inflation. Absent any significant changes in the US tort system, or any meaningful economic and social reform, it is likely that hyper social inflation will become a new reality. We must adapt to the times as an industry and be prepared to face it head on.



Mia Finsness is Managing Executive, Global Casualty Underwriting and Claims at Markel. She can be reached at mia.finsness@markel.com or +1.441.294.2288.

This document is intended for general information purposes only, and should not be construed as advice or opinions on any specific facts or circumstances. The content of this document is made available on an “as is” basis, without warranty of any kind. This document cannot be assumed to contain every acceptable safety and compliance procedure or that additional procedures might not be appropriate under the circumstances. Markel does not guarantee that this information is or can be relied on for compliance with any law or regulation, assurance against preventable losses, or freedom from legal liability. This publication is not intended to be legal, underwriting, or any other type of professional advice. Persons requiring advice should consult an independent adviser. Markel does not guarantee any particular outcome and makes no commitment to update any information herein, or remove any items that are no longer accurate or complete. Furthermore, Markel does not assume any liability to any person or organization for loss of damage caused by or resulting from any reliance placed on that content.

© 2020 Markel Service, Incorporated. All rights reserved.

¹ “Employer-Based Health Care, Meet Massive Unemployment,” Jeneen Interlandi, *New York Times* (June 29, 2020).

² “Breaking down ‘miracle’ coronavirus survivor’s \$1.1M hospital bill,” Nicole Lyn Pesce, *New York Post* (June 17, 2020).

³ *Judith Cox et al. v. Washington, Dept. of Social and Health Servs.*

⁴ *Black v. Hicks et al.; Yvonne Yanes et al. v. The City of New York; Ann Finch v. Covil Corp.*

⁵ “Federal Caseload Rises 30%, Fueled By Product Liability Suits,” Dorothy Atkins, Law360 (August 19, 2020).

⁶ *Zubida Byrom et al. v. Johns Hopkins Bayview Medical Center Inc.*