

**NOTICE AND AGENDA
Regular Board Meeting
at Sanitary District No. 5 of Marin County
Thursday, May 19, 2022**

5:00 P.M. REGULAR BOARD MEETING

COVID-19 ADVISORY NOTICE

Consistent with Assembly Bill 361 revising Government Code section 54953, and Resolution No. 2021-07 of this Board enacted in accordance therewith, the Meeting will not be physically open to the public and all Board Members and Staff will be teleconferencing into the meeting.

How to Submit Public Comments:

Comments submitted prior to the commencement of the meeting will be presented to the Board and included in the public record for the meeting.

Public Comments are to be submitted via email to rdohrmann@sani5.org.

In addition, members of the public who are calling in, will have the opportunity to provide public comments by following the steps below:

How to Participate in the Meeting:

Join Zoom Meeting by clicking on the following link:

<https://us02web.zoom.us/j/6230620778>

Meeting ID: 623 062 0778 or join by phone:

Call in number: (669) 900-9128 Participant Code: 623 062 0778

ROLL CALL

PUBLIC COMMENTS: The public is invited to address the Board on items that do not appear on the agenda and are within the subject matter jurisdiction of the Board. The Brown Act does not allow the Board to take action on any public comment. Please limit public comments to no more than three minutes.

DIRECTORS' COMMENTS AND/OR AGENDA REQUESTS:

CONSENT CALENDAR:

1. Motion to review and affirm Resolution No. 2021-08: A Resolution proclaiming the continuing need to meet by teleconference in accordance with Government Code Section 54953 – Action
2. Approval of April 21, 2022 Regular Board Meeting Minutes (Dohrmann)
3. Review and receive all electronic fund transfers (EFTs) and approve warrants from April 15th, 2022, through May 12th, 2022 (JP Morgan Chase Bank, check no. 8879 through check no. 8930, all transactions totaling \$417,714.36) and receive March 2022, payroll, in the sum of \$138,430.70 (Dohrmann)
4. Receipt of Financial Reports for April 2022 (Dohrmann)

MANAGEMENT REPORTS:

5. District Management Summary Report (Rubio)

NEW BUSINESS:

6. Review and accept HDR proposal for Main Plant (MP) Digester Rehabilitation Project and authorize District Manager to enter into Professional Services Agreement with HDR for engineering services regarding the MP Digester Rehabilitation Project (Rubio) – Action
7. Consideration of adoption of Resolution No. 2022-02: Determination of Appropriations Limit for the Tiburon Zone of Sanitary District No. 5 of Marin County for Fiscal Year 2022-2023 (Rubio) – Action
8. Review and discuss conditional will-serve letter for the Mallard Point Project (Rubio) – Action
9. Review and Approval of Bay area chemical consortium (BACC) bids for sodium bisulfite and sodium hypochlorite- (Rubio) - Action
10. Review and discuss radio quote/proposal from BearCom and authorize District Manager to purchase radios for District enhanced emergency preparedness and improved staff communications. – (Rubio) Action
11. Review and discuss proposal from BayCity Boiler regarding re-tube work that must be performed prior to Digester rehab project. Accept proposal and authorize District Manager to schedule re-tubing- (Rubio) Action
12. Review and discuss upcoming ARC (annual required contribution) payment to CERBT (California Employee Retirement Benefit Trust) for paying down OPEB (other post-employment benefits) liability– Action (Rubio)

CONVENE TO CLOSED SESSION:

13. Convene to Closed Session (the public may provide comments regarding the closed session item(s) just prior to the Board beginning the Closed Session. Closed sessions are not open to the public.)

A) CONFERENCE WITH LABOR NEGOTIATORS:

- i. Agency designated representatives: (Tony Rubio)
- ii. Employee organization: (Employees of Sanitary District No. 5 of Marin County)

14. Report out of Closed Session

UNFINISHED BUSINESS:

COMMITTEE REPORTS:

15. Capital Improvement Program Committee (Arias-Montez/Moody)
16. Finance & Fiscal Oversight Committee (Benediktsson/Arias-Montez)
17. Governance Committee (Moody/Snyder)
18. Personnel Committee (Snyder/Carapiet)

OTHER BUSINESS:

ENVIRONMENTAL:

OTHER BUSINESS (cont'd):

CORRESPONDENCE:

INFORMATIONAL ITEMS:

19. "Marine center may close amid budget shortfalls." *The Ark Newspaper*. Lang, Gretchen. May 11, 2022.
20. "New water ethic should include drinking recycled wastewater"- *Marin IJ*. Moore, Steve. May 5, 2022

ADJOURNMENT

The Board will be asked to adjourn the meeting to a Regular Board Meeting on June 19, 2022, at 5:00 P.M.

At its discretion, the Board of Directors may consider the above-agenda items out of the order in which they appear currently. Accessible public meetings: Upon request, the District will provide written agenda materials in appropriate alternate formats, or disability-related modification or accommodation, including auxiliary aids or services to enable individual with disabilities to participate in public meetings. Please submit written requests to the District at P.O. Box 227, Tiburon, CA 94920 or rdohrmann@sani5.org at least two days prior to the meeting.

RESOLUTION 2021-08

SANITARY DISTRICT NO. 5 OF MARIN COUNTY

A RESOLUTION PROCLAIMING THE CONTINUING NEED TO MEET BY TELECONFERENCE IN ACCORDANCE WITH GOVERNMENT CODE SECTION 54953

WHEREAS, on January 30, 2020, the World Health Organization declared the COVID-19 outbreak a public health emergency of international concern; and

WHEREAS, on March 4, 2020, the Governor of the State of California declared a state of emergency in order to address the COVID-19 pandemic; and

WHEREAS, on March 3, 2020, Marin County declared a local emergency due to the COVID-19; and

WHEREAS, to allow local government bodies to safely conduct public meetings during the COVID-19 pandemic as well as to ensure public access to governmental meetings, the Governor of the State of California issued Executive Orders N-25-20 and N-29-20, which streamlined notice requirements for teleconference meetings under the Ralph M. Brown Act; and

WHEREAS, the Sanitary District No. 5 (“District”) has been conducting meetings of the District Board as well as its Committees pursuant to the provisions of these executive orders since their issuance; and

WHEREAS, the California State Legislature approved and the Governor signed AB 361 into law, which amended the Ralph M. Brown Act to allow local legislative bodies to continue meeting by teleconference during a gubernatorial proclaimed state of emergency if the local legislative body determines, by majority vote, that as a result of the emergency, meeting in person would present imminent risks to the health or safety of attendees (California Government Code section 54953(e)(1)(B)); and

WHEREAS, the State of Emergency remains in effect; and

WHEREAS, COVID-19 continues to threaten the health and lives of District residents; and

WHEREAS, there is scientific consensus that variants of COVID-19, such as the Delta variant, are highly transmissible in indoor settings; and

WHEREAS, in individuals that are vaccinated, breakthrough cases of COVID-19 are becoming increasingly common; and

WHEREAS, AB 361 requires the District to reconsider the circumstances of the emergency and review whether it continues to directly impact the ability of the members to meet safely in person;

NOW, THEREFORE, BE IT RESOLVED that the Board of Directors of the Sanitary District No. 5 does hereby resolve, declare, determine, and order as follows:

SECTION 1. The above recitals are correct and are material to this Resolution and are incorporated into this Resolution as findings of the District Board.

SECTION 2. Pursuant to the requirements of Government Code Section 54953 (e)(3), the District Board makes the following findings:

- A) The District Board has considered the circumstances of the continuing state of emergency;
- B) The state of emergency continues to directly impact the ability of the members and the public to meet safely in person;
- C) Due to COVID-19, holding meetings in person will present imminent risks to the health and safety to attendees; and
- D) The District Board will continue to meet by teleconference in accordance with Government Code section 54953(e).

SECTION 3. The aforementioned findings apply to all Commissions, Committees, or advisory bodies of the District, which are classified as legislative bodies per Government Code Section 54952.

SECTION 4. The District Board will reconsider, not more than every 30 days, the circumstances of the emergency and review whether it continues to directly impact the ability of the members to meet safely in person.

SECTION 5. All portions of this resolution are severable. If an individual component of this resolution is adjudged by a court to be invalid and unenforceable, then the remaining portions will continue in effect.

* * * * *

I hereby certify that the foregoing is a full, true, and correct copy of a resolution duly and regularly passed and adopted by the Board of Directors of Sanitary District No. 5 of Marin County, California, at a meeting thereof duly held on the 21st day of October 2021, by the following vote:

AYES, and in favor thereof, Directors: *RICHARD SNYDER, JOHN CARAPIET, TOM MOODY, CATHERINE BENEDIKTSSON*

NOES, Directors: *NONE*

ABSENT, Directors: *OMAR AQUAS MONTEZ*


ABSTAIN, Directors: *NONE*

APPROVED:



Richard Snyder
President, Board of Directors

ATTEST:



John Carapiet
Vice President, Board of Directors

**Regular Board Meeting Minutes
Sanitary District No. 5 of Marin County
Thursday, April 21, 2022**

5:00 P.M. REGULAR BOARD MEETING

COVID-19 ADVISORY NOTICE

Consistent with Assembly Bill 361 revising Government Code section 54953, and Resolution No. 2021-07 of this Board enacted in accordance therewith, the Meeting will not be physically open to the public and all Board Members and Staff will be teleconferencing into the meeting.

How to Submit Public Comments:

Comments submitted prior to the commencement of the meeting will be presented to the Board and included in the public record for the meeting.

Public Comments are to be submitted via email to rdohrmann@sani5.org.

In addition, members of the public who are calling in, will have the opportunity to provide public comments by following the steps below:

How to Participate in the Meeting:

Join Zoom Meeting by clicking on the following link:

<https://us02web.zoom.us/j/6230620778>

Meeting ID: 623 062 0778 or join by phone:

Call in number: (669) 900-9128 Participant Code: 623 062 0778

CALL TO ORDER by President Carapiet at 5:01 p.m.

ROLL CALL

Directors present:	John Carapiet, President Omar Arias-Montez, Vice President Tod Moody, Secretary Richard Snyder, Director Catharine Benediktsson, Director (5:09 p.m.)
Staff present:	Tony Rubio, District Manager Robin Dohrmann, Office Manager
Consultants present:	Benjamin Stock, District Counsel Rick Simonson, HF&H Consulting Gabe Sasser, HF&H Consulting

PUBLIC COMMENTS: The public is invited to address the Board on items that do not appear on the agenda and are within the subject matter jurisdiction of the Board. The Brown Act does not allow the Board to take action on any public comment. Please limit public comments to no more than three minutes.

There were no public comments at this time.

DIRECTORS' COMMENTS AND/OR AGENDA REQUESTS:

- President Carapiet requested District Manager (DM), Tony Rubio, to investigate a pending CalPERS Unfunded Actuarial Liability on the CalPERS' website
- Director Benediktsson requested DM Rubio provide annual linear footage cleaned (Tiburon & Belvedere) over the last several years, via SD5's Annual Sewer Line Rehabilitation Projects

CONSENT CALENDAR:

1. Motion to review and affirm Resolution No. 2021-08: A Resolution proclaiming the continuing need to meet by teleconference in accordance with Government Code Section 54953 – Action
2. Approval of March 17th, 2022 Regular Board Meeting Minutes (Dohrmann)
3. Review and receive all electronic fund transfers (EFTs) and approve warrants from March 12th, 2022, through April 14th, 2022 (JP Morgan Chase Bank, check no. 8817 through check no. 8878, all transactions totaling \$169,617.13) and receive March 2022, payroll, in the sum of \$117,969.37 (Dohrmann)
4. Receipt of Financial Reports for March 2022 (Dohrmann)

Discussion by the Board. Motion (Snyder/Moody) to approve the Consent Calendar. Passed (4-0-0-1).

President Carapiet moved to Item No. 7, under New Business, for consideration, as described on the agenda to this time (5:12 p.m.).

NEW BUSINESS:

6. Presentation from Consultant HF&H regarding phase 1 of the District’s Sewer Rate Evaluation and possible action to accept results of the presentation and proceed with Prop 218 notices regarding sewer rate increases in Tiburon and Belvedere– Action (Rubio)

Discussion by the Board. Motion (Benediktsson/Snyder) to postpone presenting a Proposition 218 to SD5 constituents. Passed unanimously.

President Carapiet returned to Item No. 6, under Management Reports, for consideration, as described on the agenda to this time (5:52 p.m.).

MANAGEMENT REPORTS:

5. District Management Summary Report (Rubio)

District Manager, Tony Rubio, presented a written and verbal report on current District issues, responding to questions from the Board. Discussion by the Board.

CONVENE TO CLOSED SESSION:

CALL TO ORDER by President Carapiet at 6:01 P.M.

ROLL CALL	Directors present:	John Carapiet, President Omar Arias-Montez, Vice President Tod Moody, Secretary Richard Snyder, Director Catharine Benediktsson, Director (5:09 p.m.)
	Staff present:	Tony Rubio, District Manager
	Consultants present:	Benjamin Stock, District Counsel

7. Convene to Closed Session (the public may provide comments regarding the closed session item(s) just prior to the Board beginning the Closed Session. Closed sessions are not open to the public.)

CLOSED SESSION (Cont'd):

A) CONFERENCE WITH LABOR NEGOTIATORS:

- i. Agency designated representatives: (Tony Rubio)
- ii. Employee organization: (Employees of Sanitary District No. 5 of Marin County)

Direction given, no action taken.

8. Report out of Closed Session: 6:45 p.m.

RECONVENE TO OPEN SESSION (6:54 p.m.)

9. Review and accept changes to the Preliminary Fiscal Year 2022-2023 Budget for final consideration and for noticing the Fiscal Year 2022-2023 Budget public hearing (Rubio) – Action

Discussion by the Board. Motion (Benediktsson/Snyder) to accept changes to the Preliminary Fiscal Year 2022-2023 Budget for final consideration and for noticing the Fiscal Year 2022-2023 Budget public hearing. Passed unanimously.

10. **PUBLIC HEARING: Fiscal Year 2022-2023 Budget**

a. Public Comment

b. Set Hearing for Consideration of Adoption of Fiscal Year 2022-2023 Final Budget at Regular Board Meeting on June 16th, 2022 (Rubio) – Action

Discussion by the Board. Motion (Snyder/Benediktsson) to Set a Public Hearing for Consideration of Adoption of Fiscal Year 2022-2023 Final Budget at Regular Board Meeting on June 16th, 2022. Passed unanimously.

11. Consideration of adoption of Resolution No. 2022-02: Determination of Appropriations Limit for the Tiburon Zone of Sanitary District No. 5 of Marin County for Fiscal Year 2022-2023 (Rubio) – Action

Discussion by the Board. Motion (Snyder/Benediktsson) to table Item #11 to the May 19th 2022 Sanitary District No. 5 of Marin County's Regular Board Meeting. Passed unanimously.

12. Consideration of Adoption of Resolution No. 2022-01: A Resolution Approving and Adopting Fiscal Year 2022-2023's Financial Reserve/Fund Policies for the Belvedere and Tiburon / Paradise Cove Zones (Rubio) – Action

Discussion by the Board. Motion (Arias-Montez/Benediktsson) to adopt Resolution No. 2022-01: A Resolution Approving and Adopting Fiscal Year 2022-2023's Financial Reserve/Fund Policies for the Belvedere and Tiburon / Paradise Cove Zones

13. Consideration of Approval and Adoption of Fiscal Year 2022-2023 Final SD5 Strategic Plan (Rubio) – Action

Discussion by the Board. Motion to (Benediktsson/Snyder) to Approve and Adopt Fiscal Year 2022-2023 Final SD5 Strategic Plan. Passed unanimously.

UNFINISHED BUSINESS: None

COMMITTEE REPORTS:

14. Capital Improvement Program Committee (Arias-Montez/Moody) - None

15. Finance & Fiscal Oversight Committee (Benediktsson/Arias-Montez) - None

COMMITTEE REPORTS (Con't):

- 16. Governance Committee (Moody/Snyder) - None
- 17. Personnel Committee (Snyder/Carapiet) - None

OTHER BUSINESS: None

ENVIRONMENTAL: None

CORRESPONDENCE: None

INFORMATIONAL ITEMS: None

ADJOURNMENT

The Board adjourned at 7:22 p.m. to a Regular Board Meeting on May 19, 2022, at 5:00 P.M.

Approved:

Attest:

John Carapiet
President, Board of Directors

Tod Moody
Secretary, Board of Directors

Warrant List Summary

April 15 through May 12, 2022

05/10/22

Date	Num	Name	Memo	Amount
JP Morgan Chase - Primary 7399				
04/15/22	EFT	CalPERS	EFT Health Premium, May 2022, Cust #4163206459	-16,012.55
05/03/22	EFT	PERS	EFT PERS Pro-rated Pension re March 2022 promotions	-1,514.88
04/21/22	8880	Lateral Cleaning Specialists Plum...	M.P. Bathroom Lateral Lining - April 2022	-8,500.00
04/21/22	8881	Ram Print and Communications	Admin/Off Supplies, April 2022	-60.62
04/21/22	8882	Solenis, LLC	Pyr #: 441488, M.P. Chemicals, February 2022	-5,329.69
04/21/22	8883	Verizon Wireless	Acct #0342125502-00001: iPhones & BPS Comm, April 2022	-408.71
04/21/22	8884	Alvarez, Joel	Reimb for (3) EE Incentives, April 2022	-3,150.00
04/21/22	8885	Cottrell, Rulon	Meals/Diem re S.O.S. Seminar, April 2020	-45.00
04/21/22	8886	Dohrmann, Robin	Prescriptive Safety Glasses Reimb., April 2022	-300.00
04/21/22	8887	Bilsborough, Chad	Meals/Diem re S.O.S. Seminar, April 2020	-422.44
05/12/22	8888	AAAA Generator Services, Inc.	SD5 Generator Repair, April - May 2022	-9,819.85
05/12/22	8889	Access Answering Service	Acct #4080C, Answering Service, May 2022	-60.00
05/12/22	8890	Alameda Electrical Distributors, Inc.	BPS#1 Supplies, May 2022	-286.18
05/12/22	8891	Alhambra	Acct #547945611762129, Water, May 2022	-172.30
05/12/22	8892	AT&T	Acct #960732-76375559 - May 2022	-830.30
05/12/22	8893	BAAQMD	Cust #10FZ3A1523 & 25GU8E2957, Plant #1523 & #22957, SD5...	-17,190.00
05/12/22	8894	Banshee Networks, Inc.	Computer/IT Support, E-Media Installations - April 2022	-2,202.11
05/12/22	8895	Brelje and Race Laboratories, Inc.	M.P./P.C. Plant Samples, January - March 2022	-4,259.00
05/12/22	8896	Burke, Williams & Sorensen, LLP	Legal Advice, March 2022	-1,732.50
05/12/22	8897	BWS Distributors, Inc.	Lab Safety Supplies, April 2022	-350.31
05/12/22	8898	CalPERS	#4163206459, GASB 75: CERBT Contribution for OPEB Costs F...	-118,400.00
05/12/22	8899	CalPERS	#4163206459, GASB 75: CERBT Contribution for OPEB Costs F...	-150,000.00
05/12/22	8900	Caltest Analytical Laboratory	M.P./P.C. Lab Sampling - April 2022	-2,744.55
05/12/22	8901	Caltronics Business Systems, Inc.	Acct #SD15, Multi-purpose Copier Contract, April 2022	-199.75
05/12/22	8902	Cintas Corporation #626	Acct #626-00821, PPE/Safetywear + Service, April 2022	-540.55
05/12/22	8903	Comcast Business	Acct# 8155 30 011 0149465, Bus. Voice, Internet & Cable, May 2...	-576.33
05/12/22	8904	CWEA	Membership & Cert Renewal Fees, May 2022	-485.00
05/12/22	8905	D&K Auto Service	SD5 Vehicle Maint., April 2022	-260.29
05/12/22	8906	DKF Solutions Group, LLC	My Safety Officer Monthly Subscription - May 2022	-350.00
05/12/22	8907	East Bay Muni Utility District	Cust #SADI3002, EBMUD/Bay Area Chemical Consortium Partici...	-757.76
05/12/22	8908	Fastenal Company	CASA10962, M.P. Parts & Service, April 2022	-521.04
05/12/22	8909	Goodman Building Supply Co.	Acct #20070, M.P. & P.C. Supplies + P&L, April 2022	-989.16
05/12/22	8910	HF&H Consultants, LLC	Consulting, March 2022	-5,032.50
05/12/22	8911	Home Depot Credit Services	M.P. & P.C. Supplies., April 2022	-2,479.46
05/12/22	8912	Jackson's Hardware, Inc.	Acct #7601, M.P. Supplies & Safety - April 2022	-370.57
05/12/22	8913	Koffler Electrical Mechanical Repair	Cust #00-SAN060, M.P. Parts & Srvc. - April 2022	-3,537.48
05/12/22	8914	Marin Municipal Water District	Water, February 2021 - April 2022	-1,594.71
05/12/22	8915	Ongaro & Sons, Inc.	Client #1082, HVAC Start-up fees + (1) BPS Backflow Testing - A...	-6,327.65
05/12/22	8916	Regional Monitoring Program c/o ...	M.P. Permit/Core+AMR Fees - RMP 2022 (AJE FY22-23)	-10,403.00
05/12/22	8917	Robert L Talavera, LLC	SSGIS ArcView Support, March - April 2022	-1,050.00
05/12/22	8918	Special District Risk Management...	Member #7665, Life, Vision, DDS & LTD Ins., June 2022	-1,533.42
05/12/22	8919	Telstar Instrument, Inc.	Cust #SANDI, P.C. Cellular Communication Installations - April 2...	-2,319.00
05/12/22	8920	Town of Tiburon	Fuel, March 2022	-1,355.69
05/12/22	8921	U.S. Bank	Acct#: 4246 0470 0067 9545, April - May 2022	-8,031.14
05/12/22	8922	USA BlueBook	Cust #933682, M.P. & P.C. Safety & Lab Equipment - March - Ap...	-825.11
05/12/22	8923	Waste Management of Redwood ...	Acct #507-0000190-1507-2, Sludge Disposal, April 2022	-1,860.53
05/12/22	8924	Water Components & Building Su...	Acct #454, M.P. Supplies, April 2022	-540.71
05/12/22	8925	Balf, Abigail	Reimb. Misc. Reimbursements, April - May 2022	-245.65
05/12/22	8926	Cottrell, Rulon	Reimb. for S/B Mileage, January - May 2022	-575.64
05/12/22	8927	Rosser, John	Reimb. EE Incentive, March - April 2022	-2,284.88
05/12/22	8928	Mill Valley Refuse Service, Inc.	Acct #032945, Garbage Service + 1 yd rental, May 2022	-263.12
05/12/22	8929	Nute Engineering Corp.	Consulting & Engr. Svcs., April 2022	-751.00
05/12/22	8930	Pacific Gas & Electric	Acct #2908031411-4, Utilities, April 2022	-17,862.23
Total JP Morgan Chase - Primary 7399				-417,714.36
TOTAL				-417,714.36

05/10/22

Sanitary Distr. No.5 of Marin Co.

Warrant List Detail

April 15 through May 12, 2022

Date	Num	Name	Memo	Account	Class	Paid Amount
04/15/22	EFT	CalPERS	EFT Health Premium, May 2022, Cust #4163206459	JP Morgan Chase - Primary 73...		
			Active Employee Health Premium - May 2022	8020.05 · Employee Health	Belvedere	-5,362.66
			Active Employee Health Premium - May 2022	8020.05 · Employee Health	Tiburon:Paradise C...	-435.46
			Active Employee Health Premium - May 2022	8020.05 · Employee Health	Tiburon	-9,114.74
			Retiree Health Premium - May 2022	8022.05 · Reitree Health	Belvedere	-375.06
			Retiree Health Premium - May 2022	8022.05 · Reitree Health	Tiburon:Paradise C...	-30.46
			Retiree Health Premium - May 2022	8022.05 · Reitree Health	Tiburon	-637.48
			Active Employee Health Premium - May 2022 - Admin Fee	8020.05 · Employee Health	Belvedere	-13.41
			Active Employee Health Premium - May 2022 - Admin Fee	8020.05 · Employee Health	Tiburon:Paradise C...	-1.09
			Active Employee Health Premium - May 2022 - Admin Fee	8020.05 · Employee Health	Tiburon	-22.78
			Retiree Health Premium - May 2022 - Admin Fee	8022.05 · Reitree Health	Belvedere	-6.98
			Retiree Health Premium - May 2022 - Admin Fee	8022.05 · Reitree Health	Tiburon:Paradise C...	-0.57
			Retiree Health Premium - May 2022 - Admin Fee	8022.05 · Reitree Health	Tiburon	-11.86
TOTAL						-16,012.55
05/03/22	EFT	PERS	EFT PERS Pro-rated Pension re March 2022 promotions	JP Morgan Chase - Primary 73...		
			Retirement April 2022 (Classic 1600 Rate): ER @ 14.020%; EE @ 4.0%...	8019.05 · PERS Retirement	Belvedere	-379.28
			Retirement April 2022 (Classic 1600 Rate): ER @ 14.020%; EE @ 4.0%...	8019.05 · PERS Retirement	Tiburon:Paradise C...	-30.80
			Retirement April 2022 (Classic 1600 Rate): ER @ 14.020%; EE @ 4.0%...	8019.05 · PERS Retirement	Tiburon	-644.65
			Retirement April 2022 (PEPRA Rates: ER @ 7.590%; EE @ 6.75%	8019.05 · PERS Retirement	Belvedere	-165.47
			Retirement April 2022 (PEPRA Rates: ER @ 7.590%; EE @ 6.75%	8019.05 · PERS Retirement	Tiburon:Paradise C...	-13.44
			Retirement April 2022 (PEPRA Rates: ER @ 7.590%; EE @ 6.75%	8019.05 · PERS Retirement	Tiburon	-281.24
TOTAL						-1,514.88
04/21/22	8880	Lateral Cleaning Specialists Plu...	M.P. Bathroom Lateral Lining - April 2022	JP Morgan Chase - Primary 73...		
			Inv #446 (PO#286880) M.P. Parts & Service: M.P. Bathroom Lateral Lini...	7022 · Plant Maint. Parts & Serv...	Belvedere	-3,149.25
			Inv #446 (PO#286880) M.P. Parts & Service: M.P. Bathroom Lateral Lini...	7022 · Plant Maint. Parts & Serv...	Tiburon	-5,350.75
TOTAL						-8,500.00
04/21/22	8881	Ram Print and Communications	Admin/Off Supplies, April 2022	JP Morgan Chase - Primary 73...		
			Inv #23787 - Replacement Stamp + refill, 3.21.2022	6047 · Office Supplies	Belvedere	-21.80
			Inv #23787 - Replacement Stamp + refill, 3.21.2022	6047 · Office Supplies	Tiburon:Paradise C...	-1.77
			Inv #23787 - Replacement Stamp + refill, 3.21.2022	6047 · Office Supplies	Tiburon	-37.05
TOTAL						-60.62
04/21/22	8882	Solenis, LLC	Pyr #: 441488, M.P. Chemicals, February 2022	JP Morgan Chase - Primary 73...		
			Inv #131947428 (PO#183625), M.P. Maint, Chemicals - Praestol for Scr...	7024 · Main Plant Chemicals	Belvedere	-1,974.65
			Inv #131947428 (PO#183625), M.P. Maint, Chemicals - Praestol for Scr...	7024 · Main Plant Chemicals	Tiburon	-3,355.04
TOTAL						-5,329.69

Sanitary Distr. No.5 of Marin Co.

Warrant List Detail

April 15 through May 12, 2022

Date	Num	Name	Memo	Account	Class	Paid Amount
04/21/22	8883	Verizon Wireless	Acct #0342125502-00001: iPhones & BPS Comm, April 2022	JP Morgan Chase - Primary 73...		
			Inv #9901157584: Monthly SD5 EE Cell phone Charges (@ \$175/mo.Pl...	8531 · Main Plant Telephones	Belvedere	-118.60
			Inv #9901157584: Monthly SD5 EE Cell phone Charges (@ \$175/mo.Pl...	8532 · Paradise Cove Telephones	Tiburon:Paradise C...	-9.63
			Inv #9901157584: Monthly SD5 EE Cell phone Charges (@ \$175/mo.Pl...	8531 · Main Plant Telephones	Tiburon	-201.58
			Inv #9901157584: Monthly Charges for BPS Telephone lines (BPS#2, #...	8533 · Pumps & Lines Telephon...	Belvedere	-35.00
			Inv #9901157584: Monthly Charges for P.C. PS Telephone lines (SF#1+...	8533 · Pumps & Lines Telephon...	Tiburon:Paradise C...	-35.00
			Inv #9901157584: Taxes, Gov't Surcharges & Fees, April 2022	8531 · Main Plant Telephones	Belvedere	-3.20
			Inv #9901157584: Taxes, Gov't Surcharges & Fees, April 2022	8532 · Paradise Cove Telephones	Tiburon:Paradise C...	-0.26
			Inv #9901157584: Taxes, Gov't Surcharges & Fees, April 2022	8531 · Main Plant Telephones	Tiburon	-5.44
TOTAL						-408.71
04/21/22	8884	Alvarez, Joel	Reimb for (3) EE Incentives, April 2022	JP Morgan Chase - Primary 73...		
			Employee Incentive/Con't Ed Stipend: Completion of CSU Industrial Wa...	8005 · Employee Incentives	Belvedere	-359.50
			Employee Incentive/Con't Ed Stipend: Completion of CSU Industrial Wa...	8005 · Employee Incentives	Tiburon:Paradise C...	-25.90
			Employee Incentive/Con't Ed Stipend: Completion of CSU Industrial Wa...	8005 · Employee Incentives	Tiburon	-614.60
			Employee Incentive/Con't Ed Stipend: Completion of CSU H2o Distr. Sy...	8005 · Employee Incentives	Belvedere	-359.50
			Employee Incentive/Con't Ed Stipend: Completion of CSU H2o Distr. Sy...	8005 · Employee Incentives	Tiburon:Paradise C...	-25.90
			Employee Incentive/Con't Ed Stipend: Completion of CSU H2o Distr. Sy...	8005 · Employee Incentives	Tiburon	-614.60
			Employee Incentive/Con't Ed Stipend: Completion of CSU H2o Trx Plant...	8005 · Employee Incentives	Belvedere	-359.50
			Employee Incentive/Con't Ed Stipend: Completion of CSU H2o Trx Plant...	8005 · Employee Incentives	Tiburon:Paradise C...	-25.90
			Employee Incentive/Con't Ed Stipend: Completion of CSU H2o Trx Plant...	8005 · Employee Incentives	Tiburon	-614.60
			Reimbursement for 3 books for 3 classes at SCU - March 2022	6020 · Continuing Education	Belvedere	-53.94
			Reimbursement for 3 books for 3 classes at SCU - March 2022	6020 · Continuing Education	Tiburon:Paradise C...	-4.38
			Reimbursement for 3 books for 3 classes at SCU - March 2022	6020 · Continuing Education	Tiburon	-91.68
TOTAL						-3,150.00
04/21/22	8885	Cottrell, Rulon	Meals/Diem re S.O.S. Seminar, April 2020	JP Morgan Chase - Primary 73...		
			Meals/Diem for S.O.S. Seminar (J st., Sacramento) - April 2022	6018.1 · Meetings & Travel	Belvedere	-16.18
			Meals/Diem for S.O.S. Seminar (J st., Sacramento) - April 2022	6018.1 · Meetings & Travel	Tiburon:Paradise C...	-1.31
			Meals/Diem for S.O.S. Seminar (J st., Sacramento) - April 2022	6018.1 · Meetings & Travel	Tiburon	-27.51
TOTAL						-45.00
04/21/22	8886	Dohrmann, Robin	Prescriptive Safety Glasses Reimb., April 2022	JP Morgan Chase - Primary 73...		
			Prescriptive Safety Glasses Reimb., April 2022	8520 · Personal Protection/Safe...	Belvedere	-107.88
			Prescriptive Safety Glasses Reimb., April 2022	8520 · Personal Protection/Safe...	Tiburon:Paradise C...	-8.76
			Prescriptive Safety Glasses Reimb., April 2022	8520 · Personal Protection/Safe...	Tiburon	-183.36
TOTAL						-300.00
04/21/22	8887	Bilsborough, Chad	Meals/Diem re S.O.S. Seminar, April 2020	JP Morgan Chase - Primary 73...		
			Meals/Diem for S.O.S. Seminar (J st., Sacramento) - April 2022	6018.1 · Meetings & Travel	Belvedere	-16.18
			Meals/Diem for S.O.S. Seminar (J st., Sacramento) - April 2022	6018.1 · Meetings & Travel	Tiburon:Paradise C...	-1.31
			Meals/Diem for S.O.S. Seminar (J st., Sacramento) - April 2022	6018.1 · Meetings & Travel	Tiburon	-27.51

05/10/22

Sanitary Distr. No.5 of Marin Co.

Warrant List Detail

April 15 through May 12, 2022

Date	Num	Name	Memo	Account	Class	Paid Amount
			Mileage Reimb. for travelling to S.O.S. Seminar (J st., Sacramento) - Ap...	6018.1 · Meetings & Travel	Belvedere	-46.39
			Mileage Reimb. for travelling to S.O.S. Seminar (J st., Sacramento) - Ap...	6018.1 · Meetings & Travel	Tiburon:Paradise C...	-3.77
			Mileage Reimb. for travelling to S.O.S. Seminar (J st., Sacramento) - Ap...	6018.1 · Meetings & Travel	Tiburon	-78.84
			Reimbursement for Lab supplies (PO#954106), pH Probe/reagent holde...	7025 · Lab Supplies & Chemicals	Belvedere	-89.34
			Reimbursement for P.C. Lab supplies (PO#954106), pH Probe/reagent ...	7042 · Paradise Supplies & Che...	Tiburon:Paradise C...	-7.25
			Reimbursement for Lab supplies (PO#954106), pH Probe/reagent holde...	7025 · Lab Supplies & Chemicals	Tiburon	-151.85
TOTAL						-422.44
05/12/22	8888	AAAA Generator Services, Inc.	SD5 Generator Repair, April - May 2022	JP Morgan Chase - Primary 73...		
			Inv #52221 (PO#753052), M.P. Diagnostics @ solenoid fuel pump - Apri...	7022 · Plant Maint. Parts & Serv...	Belvedere	-2,148.90
			Inv #52221 (PO#753052), M.P. Diagnostics @ solenoid fuel pump - Apri...	7022 · Plant Maint. Parts & Serv...	Tiburon	-3,651.10
			Inv #52213 (PO#954152), Field Service @ TPS#5 Generator - May 2022	7022 · Plant Maint. Parts & Serv...	Tiburon	-4,019.85
TOTAL						-9,819.85
05/12/22	8889	Access Answering Service	Acct #4080C, Answering Service, May 2022	JP Morgan Chase - Primary 73...		
			Inv #27213, Answering Service, May 2022 - SSO & Alarm Notifications	8510 · Data/Alarms/IT Supp & Li...	Belvedere	-21.58
			Inv #27213, Answering Service, May 2022 - SSO & Alarm Notifications	8510 · Data/Alarms/IT Supp & Li...	Tiburon:Paradise C...	-1.75
			Inv #27213, Answering Service, May 2022 - SSO & Alarm Notifications	8510 · Data/Alarms/IT Supp & Li...	Tiburon	-36.67
TOTAL						-60.00
05/12/22	8890	Alameda Electrical Distributors,...	BPS#1 Supplies, May 2022	JP Morgan Chase - Primary 73...		
			Inv #S5310762.001 (PO #954054): BPS#1, Cove Rd. Supplies - May 20...	7011 · Pumps & Lines Maintena...	Belvedere	-286.18
TOTAL						-286.18
05/12/22	8891	Alhambra	Acct #547945611762129, Water, May 2022	JP Morgan Chase - Primary 73...		
			Inv #12012314 042922, Water, 4.1.2022 - 4.27.2022	7023 · Janitorial Supplies & Ser...	Belvedere	-61.96
			Inv #12012314 042922, Water, 4.1.2022 - 4.27.2022	7042 · Paradise Supplies & Che...	Tiburon:Paradise C...	-5.03
			Inv #12012314 042922, Water, 4.1.2022 - 4.27.2022	7023 · Janitorial Supplies & Ser...	Tiburon	-105.31
TOTAL						-172.30
05/12/22	8892	AT&T	Acct #960732-76375559 - May 2022	JP Morgan Chase - Primary 73...		
			PC Plant Telephones - May 2022	8532 · Paradise Cove Telephones	Tiburon:Paradise C...	-508.02
			PC Pumps & Lines Telephones - May 2022	8533 · Pumps & Lines Telephon...	Tiburon:Paradise C...	-8.27
			Tib Pumps & Lines Telephones - May 2022	8533 · Pumps & Lines Telephon...	Tiburon	-314.01
TOTAL						-830.30
05/12/22	8893	BAAQMD	Cust #10FZ3A1523 & 25GU8E2957, Plant #1523 & #22957, SD5 BAA...	JP Morgan Chase - Primary 73...		
			Inv #4MC88, Main Plant BAAQMD Permit, Plant #1523 - Processing Fe...	7062 · Permits/Fees - General	Belvedere	-12.38

**Sanitary Distr. No.5 of Marin Co.
Warrant List Detail**

April 15 through May 12, 2022

Date	Num	Name	Memo	Account	Class	Paid Amount
			Inv #4MC88, Main Plant BAAQMD Permit, Plant #1523 - Processing Fe...	7062 · Permits/Fees - General	Tiburon	-21.04
			Inv #4MC88, Main Plant BAAQMD Permit, Plant #1523 - Toxic Inventory...	7062 · Permits/Fees - General	Belvedere	-2.16
			Inv #4MC88, Main Plant BAAQMD Permit, Plant #1523 - Toxic Inventory...	7062 · Permits/Fees - General	Tiburon	-3.67
			Inv #4MC88, Main Plant BAAQMD Permit to Operate, Plant #1523 (6.1....	7062 · Permits/Fees - General	Belvedere	-508.67
			Inv #4MC88, Main Plant BAAQMD Permit to Operate, Plant #1523 (6.1....	7062 · Permits/Fees - General	Tiburon	-864.25
			Inv #4MC88, Main Plant BAAQMD Permit, Plant #1523 - Processing Fe...	7062 · Permits/Fees - General	Belvedere	-136.19
			Inv #4MC88, Main Plant BAAQMD Permit, Plant #1523 - Processing Fe...	7062 · Permits/Fees - General	Tiburon	-231.39
			Inv #4MC88, Main Plant BAAQMD Permit, Plant #1523 - Toxic Inventory...	7062 · Permits/Fees - General	Belvedere	-23.77
			Inv #4MC88, Main Plant BAAQMD Permit, Plant #1523 - Toxic Inventory...	7062 · Permits/Fees - General	Tiburon	-40.40
			Inv #4KA07, Main Plant BAAQMD Permit to Operate, Plant #1523 May 2...	7062 · Permits/Fees - General	Belvedere	-5,595.32
			Inv #4KA07, Main Plant BAAQMD Permit to Operate, Plant #1523 May 2...	7062 · Permits/Fees - General	Tiburon	-9,506.76
			Inv #4KA07, Main Plant BAAQMD Increase Limit Discount re: Plant #15...	7062 · Permits/Fees - General	Belvedere	41.83
			Inv #4KA07, Main Plant BAAQMD Increase Limit Discount re: Plant #15...	7062 · Permits/Fees - General	Tiburon	460.17
			Inv #4KA07, Main Plant BAAQMD CTR Fee (3-327.3) re: Plant #1523 M...	7062 · Permits/Fees - General	Belvedere	-62.17
			Inv #4KA07, Main Plant BAAQMD Increase Limit Discount re: Plant #15...	7062 · Permits/Fees - General	Tiburon	-683.83
TOTAL						-17,190.00
05/12/22	8894	Banshee Networks, Inc.	Computer/IT Support, E-Media Installations - April 2022	JP Morgan Chase - Primary 73...		
			Inv #15354: Update workstations; troubleshooting at Joe/Pete's workstat...	8510 · Data/Alarms/IT Supp & Li...	Belvedere	-791.88
			Inv #15354: Update workstations; troubleshooting at Joe/Pete's workstat...	8510 · Data/Alarms/IT Supp & Li...	Tiburon:Paradise C...	-64.30
			Inv #15354: Update workstations; troubleshooting at Joe/Pete's workstat...	8510 · Data/Alarms/IT Supp & Li...	Tiburon	-1,345.93
TOTAL						-2,202.11
05/12/22	8895	Brelje and Race Laboratories, I...	M.P./P.C. Plant Samples, January - March 2022	JP Morgan Chase - Primary 73...		
			Inv #141085, #141086, #141087, M.P. Samples for January, February &...	7051 · Main Plant Lab Monitoring	Belvedere	-1,389.38
			Inv #141085, P.C. Samples for January, February & March 2022	7052 · Paradise Cove Monitoring	Tiburon:Paradise C...	-509.00
			Inv #141085, #141086, #141087, M.P. Samples for January, February &...	7051 · Main Plant Lab Monitoring	Tiburon	-2,360.62
TOTAL						-4,259.00
05/12/22	8896	Burke, Williams & Sorensen, LLP	Legal Advice, March 2022	JP Morgan Chase - Primary 73...		
			Inv #283980, DCS, March 2022	6039 · Legal	Belvedere	-396.46
			Inv #283980, DCS, March 2022	6039 · Legal	Tiburon:Paradise C...	-32.19
			Inv #283980, DCS, March 2022	6039 · Legal	Tiburon	-673.85
			Inv #283980, 2088, March 2022	6039 · Legal	Belvedere	-126.00
			Inv #283980, HR, March 2022	6039 · Legal	Belvedere	-67.96
			Inv #283980, HR, March 2022	6039 · Legal	Tiburon:Paradise C...	-5.52
			Inv #283980, HR, March 2022	6039 · Legal	Tiburon	-115.52
			Inv #283980, ADUs, March 2022	6039 · Legal	Belvedere	-90.62
			Inv #283980, ADUs, March 2022	6039 · Legal	Tiburon:Paradise C...	-7.36
			Inv #283980, ADUs, March 2022	6039 · Legal	Tiburon	-154.02
			Inv #283980, Brown Act, March 2022	6039 · Legal	Belvedere	-22.65
			Inv #283980, Brown Act, March 2022	6039 · Legal	Tiburon:Paradise C...	-1.84
			Inv #283980, Brown Act, March 2022	6039 · Legal	Tiburon	-38.51
TOTAL						-1,732.50

Sanitary Distr. No.5 of Marin Co.

Warrant List Detail

April 15 through May 12, 2022

05/10/22

Date	Num	Name	Memo	Account	Class	Paid Amount
05/12/22	8897	BWS Distributors, Inc.	Lab Safety Supplies, April 2022	JP Morgan Chase - Primary 73...		
			Inv #274799 (PO #160547), Lab Safety Supplies - April 2022	8515 · Safety	Belvedere	-125.97
			Inv #274799 (PO #160547), Lab Safety Supplies - April 2022	8515 · Safety	Tiburon	-10.23
			Inv #274799 (PO #160547), Lab Safety Supplies - April 2022	8515 · Safety	Belvedere	-214.11
TOTAL						-350.31
05/12/22	8898	CalPERS	#4163206459, GASB 75: CERBT Contribution for OPEB Costs FY21-...	JP Morgan Chase - Primary 73...		
			CERBT Contribution: GASB 75: CERBT Contribution (Retiree Health Be...	8022.10 · CERBT/OPEB Annual...	Belvedere	-42,576.64
			CERBT Contribution: GASB 75: CERBT Contribution (Retiree Health Be...	8022.10 · CERBT/OPEB Annual...	Tiburon:Paradise C...	-3,457.28
			CERBT Contribution: GASB 75: CERBT Contribution (Retiree Health Be...	8022.10 · CERBT/OPEB Annual...	Tiburon	-72,366.08
TOTAL						-118,400.00
05/12/22	8899	CalPERS	#4163206459, GASB 75: CERBT Contribution for OPEB Costs FY21-...	JP Morgan Chase - Primary 73...		
			1st Installment of 4 CERBT Contribution: GASB 75: CERBT Contribution...	8022.10 · CERBT/OPEB Annual...	Belvedere	-53,940.00
			1st Installment of 4 CERBT Contribution: GASB 75: CERBT Contribution...	8022.10 · CERBT/OPEB Annual...	Tiburon:Paradise C...	-4,380.00
			1st Installment of 4 CERBT Contribution: GASB 75: CERBT Contribution...	8022.10 · CERBT/OPEB Annual...	Tiburon	-91,680.00
TOTAL						-150,000.00
05/12/22	8900	Caltest Analytical Laboratory	M.P./P.C. Lab Sampling - April 2022	JP Morgan Chase - Primary 73...		
			M.P. - B: #630923, #630924, #631145, #631338, #631716 - April 2022	7051 · Main Plant Lab Monitoring	Belvedere	-943.64
			P.C.: #632151 - April 2022	7052 · Paradise Cove Monitoring	Tiburon:Paradise C...	-197.60
			M.P. - T: #632009, #632346, #632560, #632603, #631860, #631917, #6...	7051 · Main Plant Lab Monitoring	Tiburon	-1,603.31
TOTAL						-2,744.55
05/12/22	8901	Caltronics Business Systems, I...	Acct #SD15, Multi-purpose Copier Contract, April 2022	JP Morgan Chase - Primary 73...		
			Inv #3490766, Konica Multi-purpose copier (C308) contract, April 2022	6047 · Office Supplies	Belvedere	-71.83
			Inv #3490766, Konica Multi-purpose copier (C308) contract, April 2022	6047 · Office Supplies	Tiburon:Paradise C...	-5.83
			Inv #3490766, Konica Multi-purpose copier (C308) contract, April 2022	6047 · Office Supplies	Tiburon	-122.09
TOTAL						-199.75
05/12/22	8902	Cintas Corporation #626	Acct #626-00821, PPE/Safetywear + Service, April 2022	JP Morgan Chase - Primary 73...		
			PPE/Safetwear + Service: #4115702656, #4115892013, #4116590554, ...	8520 · Personal Protection/Safe...	Belvedere	-50.46
			PPE/Safetwear + Service: #4115702656, #4115892013, #4116590554, ...	8520 · Personal Protection/Safe...	Tiburon:Paradise C...	-4.10
			PPE/Safetwear + Service: #4115702656, #4115892013, #4116590554, ...	8520 · Personal Protection/Safe...	Tiburon	-85.76
			Ops PPE Order: #1902723373, #1902723127, #1902801526, #1902809...	8520 · Personal Protection/Safe...	Belvedere	-143.92
			Ops PPE Order: #1902723373, #1902723127, #1902801526, #1902809...	8520 · Personal Protection/Safe...	Tiburon:Paradise C...	-11.69
			Ops PPE Order: #1902723373, #1902723127, #1902801526, #1902809...	8520 · Personal Protection/Safe...	Tiburon	-244.62
TOTAL						-540.55

Sanitary Distr. No.5 of Marin Co.

Warrant List Detail

April 15 through May 12, 2022

05/10/22

Date	Num	Name	Memo	Account	Class	Paid Amount
05/12/22	8903	Comcast Business	Acct# 8155 30 011 0149465, Bus. Voice, Internet & Cable, May 2022	JP Morgan Chase - Primary 73...		
			Bundle: Cable (\$218.25), May 2022	8510 · Data/Alarms/IT Supp & Li...	Belvedere	-91.36
			Bundle: Cable (\$218.25), May 2022	8510 · Data/Alarms/IT Supp & Li...	Tiburon:Paradise C...	-7.42
			Bundle: Cable (\$218.25), May 2022	8510 · Data/Alarms/IT Supp & Li...	Tiburon	-155.27
			Bundle: Internet (\$19.95), May 2022	8510 · Data/Alarms/IT Supp & Li...	Belvedere	-7.17
			Bundle: Internet (\$19.95), May 2022	8510 · Data/Alarms/IT Supp & Li...	Tiburon:Paradise C...	-0.58
			Bundle: Internet (\$19.95), May 2022	8510 · Data/Alarms/IT Supp & Li...	Tiburon	-12.20
			Bundle: Land Line Phones (\$249.50+ \$39.75 add'l Fees), May 2022	8531 · Main Plant Telephones	Belvedere	-104.01
			Bundle: Land Line Phones (\$249.50+ \$39.75 add'l Fees), May 2022	8532 · Paradise Cove Telephones	Tiburon:Paradise C...	-8.45
			Bundle: Land Line Phones (\$249.50+ \$39.75 add'l Fees), May 2022	8531 · Main Plant Telephones	Tiburon	-176.79
			Bundle: Taxes & Fees (+/- \$5 - varies/mo), May 2022	8510 · Data/Alarms/IT Supp & Li...	Belvedere	-2.35
			Bundle: Taxes & Fees (+/- \$5 - varies/mo), May 2022	8510 · Data/Alarms/IT Supp & Li...	Tiburon:Paradise C...	-0.19
			Bundle: Taxes & Fees (+/- \$5 - varies/mo), May 2022	8510 · Data/Alarms/IT Supp & Li...	Tiburon	-4.00
			Bundle: Taxes & Fees (+/- \$5 - varies/mo), May 2022	8531 · Main Plant Telephones	Belvedere	-2.35
			Bundle: Taxes & Fees (+/- \$5 - varies/mo), May 2022	8532 · Paradise Cove Telephones	Tiburon:Paradise C...	-0.19
			Bundle: Taxes & Fees (+/- \$5 - varies/mo), May 2022	8531 · Main Plant Telephones	Tiburon	-4.00
TOTAL						-576.33
05/12/22	8904	CWEA	Membership & Cert Renewal Fees, May 2022	JP Morgan Chase - Primary 73...		
			D La Torre (#47792), CSM Renewal Fees (Fees for FY21-22 Collxn Syst...	6025 · Dues & Subscriptions	Belvedere	-32.72
			D La Torre (#47792), CSM Renewal Fees (Fees for FY21-22 Collxn Syst...	6025 · Dues & Subscriptions	Tiburon:Paradise C...	-2.66
			D La Torre (#47792), CSM Renewal Fees (Fees for FY21-22 Collxn Syst...	6025 · Dues & Subscriptions	Tiburon	-55.62
			T Rubio (#39532), Biosolids Land Application Mngmnt, 7.1.2022 - 6.30.2...	6025 · Dues & Subscriptions	Belvedere	-32.72
			T Rubio (#39532), Biosolids Land Application Mngmnt, 7.1.2022 - 6.30.2...	6025 · Dues & Subscriptions	Tiburon:Paradise C...	-2.66
			T Rubio (#39532), Biosolids Land Application Mngmnt, 7.1.2022 - 6.30.2...	6025 · Dues & Subscriptions	Tiburon	-55.62
			T Rubio (#39532), Collxn System Maint (G4), 7.1.2022 - 6.30.2023 (AJE...	6025 · Dues & Subscriptions	Belvedere	-38.12
			T Rubio (#39532), Collxn System Maint (G4), 7.1.2022 - 6.30.2023 (AJE...	6025 · Dues & Subscriptions	Tiburon:Paradise C...	-3.10
			T Rubio (#39532), Collxn System Maint (G4), 7.1.2022 - 6.30.2023 (AJE...	6025 · Dues & Subscriptions	Tiburon	-64.79
			T Rubio (#39532), Environmental Compliance Inspector (G4), 7.1.2022 -...	6025 · Dues & Subscriptions	Belvedere	-32.72
			T Rubio (#39532), Environmental Compliance Inspector (G4), 7.1.2022 -...	6025 · Dues & Subscriptions	Tiburon:Paradise C...	-2.66
			T Rubio (#39532), Environmental Compliance Inspector (G4), 7.1.2022 -...	6025 · Dues & Subscriptions	Tiburon	-55.61
			T Rubio (#39532), Mechanical Technologist (G4) Renewal Fees - 7.1.20...	6025 · Dues & Subscriptions	Belvedere	-38.12
			T Rubio (#39532), Mechanical Technologist (G4) Renewal Fees - 7.1.20...	6025 · Dues & Subscriptions	Tiburon:Paradise C...	-3.10
			T Rubio (#39532), Mechanical Technologist (G4) Renewal Fees - 7.1.20...	6025 · Dues & Subscriptions	Tiburon	-64.78
TOTAL						-485.00
05/12/22	8905	D&K Auto Service	SD5 Vehicle Maint., April 2022	JP Morgan Chase - Primary 73...		
			Inv #067473, PO #71061 -- 2015 Golf TDI, Repair/Maintenance - April 2...	7072 · Maintenance	Belvedere	-69.35
			Inv #067473, PO #71061 -- 2015 Golf TDI, Repair/Maintenance - April 2...	7072 · Maintenance	Tiburon:Paradise C...	-5.63
			Inv #067473, PO #71061 -- 2015 Golf TDI, Repair/Maintenance - April 2...	7072 · Maintenance	Tiburon	-117.88
			Inv #71086, PO#954103 -- 2011 Chevy Silverado 1500 - Replace Driver...	7072 · Maintenance	Belvedere	-24.25
			Inv #71086, PO#954103 -- 2011 Chevy Silverado 1500 - Replace Driver...	7072 · Maintenance	Tiburon:Paradise C...	-1.97
			Inv #71086, PO#954103 -- 2011 Chevy Silverado 1500 - Replace Driver...	7072 · Maintenance	Tiburon	-41.21
TOTAL						-260.29

Sanitary Distr. No.5 of Marin Co.

Warrant List Detail

April 15 through May 12, 2022

05/10/22

Date	Num	Name	Memo	Account	Class	Paid Amount
05/12/22	8906	DKF Solutions Group, LLC	My Safety Officer Monthly Subscription - May 2022	JP Morgan Chase - Primary 73...		
			Inv #20481, My Safety Officer Monthly Subscription Fee, May 2022	8515 · Safety	Belvedere	-125.86
			Inv #20481, My Safety Officer Monthly Subscription Fee, May 2022	8515 · Safety	Tiburon:Paradise C...	-10.22
			Inv #20481, My Safety Officer Monthly Subscription Fee, May 2022	8515 · Safety	Tiburon	-213.92
TOTAL						-350.00
05/12/22	8907	East Bay Muni Utility District	Cust #SADI3002, EBMUD/Bay Area Chemical Consortium Participati...	JP Morgan Chase - Primary 73...		
			Inv #8014019, Bay Area Chemical Consortium Bid Participation fee, Ma...	7024 · Main Plant Chemicals	Belvedere	-272.49
			Inv #8014019, Bay Area Chemical Consortium Bid Participation fee, Ma...	7042 · Paradise Supplies & Che...	Tiburon:Paradise C...	-22.13
			Inv #8014019, Bay Area Chemical Consortium Bid Participation fee, Ma...	7024 · Main Plant Chemicals	Tiburon	-463.14
TOTAL						-757.76
05/12/22	8908	Fastenal Company	CASA10962, M.P. Parts & Service, April 2022	JP Morgan Chase - Primary 73...		
			Inv #CAPET0959 (PO#183641), Inv #CAPET10959 (PO#183635), CAP...	7021 · Plant Maintenance Suppl...	Belvedere	-193.05
			Inv #CAPET0959 (PO#183641), Inv #CAPET10959 (PO#183635), CAP...	7021 · Plant Maintenance Suppl...	Tiburon	-327.99
TOTAL						-521.04
05/12/22	8909	Goodman Building Supply Co.	Acct #20070, M.P. & P.C. Supplies + P&L, April 2022	JP Morgan Chase - Primary 73...		
			Inv #845535 (PO#954102), Inv #845676 (PO#954051), M.P. Supplies - ...	7021 · Plant Maintenance Suppl...	Belvedere	-79.93
			Inv #845535 (PO#954102), P.C. Supplies - April 2022	7042 · Paradise Supplies & Che...	Tiburon:Paradise C...	-37.54
			Inv #845535 (PO#954102), Inv #845676 (PO#954051), M.P. Supplies - ...	7021 · Plant Maintenance Suppl...	Tiburon	-135.80
			Inv #844783 (PO#160598), Inv #845232 (PO #160599), Inv #846108 (P...	7011 · Pumps & Lines Maintena...	Tiburon	-735.89
TOTAL						-989.16
05/12/22	8910	HF&H Consultants, LLC	Consulting, March 2022	JP Morgan Chase - Primary 73...		
			Inv #9719158, Project #W3829 - March 2022	6017 · Consulting Fees	Belvedere	-1,809.69
			Inv #9719158, Project #W3829 - March 2022	6017 · Consulting Fees	Tiburon:Paradise C...	-146.95
			Inv #9719158, Project #W3829 - March 2022	6017 · Consulting Fees	Tiburon	-3,075.86
TOTAL						-5,032.50
05/12/22	8911	Home Depot Credit Services	M.P. & P.C. Supplies., April 2022	JP Morgan Chase - Primary 73...		
			PO# 954110, PO#954059, PO#753053, PO#753053, M.P. Supplies - A...	7022 · Plant Maint. Parts & Serv...	Belvedere	-872.25
			PO#954105, PO# 954110, P.C. Supplies - April 2022	7041 · Paradise Parts & Service	Tiburon	-125.01
			PO# 954110, PO#954059, PO#753053, PO#753053, M.P. Supplies - A...	7022 · Plant Maint. Parts & Serv...	Belvedere	-1,482.20
TOTAL						-2,479.46
05/12/22	8912	Jackson's Hardware, Inc.	Acct #7601, M.P. Supplies & Safety - April 2022	JP Morgan Chase - Primary 73...		

Sanitary Distr. No.5 of Marin Co.

Warrant List Detail

April 15 through May 12, 2022

05/10/22

Date	Num	Name	Memo	Account	Class	Paid Amount
			Inv #103259, PO#161194, (DL) Safety boots + Raingear; Inv #103547, ...	7021 · Plant Maintenance Suppl...	Belvedere	-137.30
			Inv #103259, PO#161194, (DL) Safety boots + Raingear; Inv #103547, ...	7021 · Plant Maintenance Suppl...	Tiburon	-233.27
TOTAL						-370.57
05/12/22	8913	Koffler Electrical Mechanical Re...	Cust #00-SAN060, M.P. Parts & Srvc. - April 2022	JP Morgan Chase - Primary 73...		
			Inv #0100286-IN (PO#161156), M.P. Motors (2) for D/W/P + Secondary ...	7022 · Plant Maint. Parts & Serv...	Belvedere	-1,310.64
			Inv #0100286-IN (PO#161156), M.P. Motors (2) for D/W/P + Secondary ...	7022 · Plant Maint. Parts & Serv...	Tiburon	-2,226.84
TOTAL						-3,537.48
05/12/22	8914	Marin Municipal Water District	Water, February 2021 - April 2022	JP Morgan Chase - Primary 73...		
			Cust #:424793, Golden Gate BPS - Water, February 2021 - April 2022	8541 · Water	Belvedere	-83.29
			Cust #:424791, Cove Rd. BPS - Water, February 2021 - April 2022	8541 · Water	Belvedere	-78.20
			Cust #:558095, San Rafael Ave. BPS - Water - February 2021 - April 2022	8541 · Water	Belvedere	-83.29
			Cust #138856, Mar West TPS - Water, February 2021 - April 2022	8541 · Water	Tiburon	-77.54
			Cust #100098, M.P. - Water, 2021 - February 2021 - April 2022	8541 · Water	Belvedere	-471.42
			Cust #100098, M.P. - Water, 2021 - February 2021 - April 2022	8541 · Water	Tiburon	-800.97
TOTAL						-1,594.71
05/12/22	8915	Ongaro & Sons, Inc.	Client #1082, HVAC Start-up fees + (1) BPS Backflow Testing - April...	JP Morgan Chase - Primary 73...		
			Inv #110244 re M.P. HVAC Repair - April 2022	7022 · Plant Maint. Parts & Serv...	Belvedere	-739.89
			Inv #110244 re M.P. HVAC Repair - April 2022	7022 · Plant Maint. Parts & Serv...	Tiburon	-1,257.11
			Inv #112806 re BPS #1 BFPD Testing (passed) - April 2022	7011 · Pumps & Lines Maintena...	Belvedere	-100.00
			Inv #112804 re BPS#3 BFPD Testing (failed); Inv # 113525 re BPS#3 R...	7011 · Pumps & Lines Maintena...	Belvedere	-4,230.65
TOTAL						-6,327.65
05/12/22	8916	Regional Monitoring Program c/...	M.P. Permit/Core+AMR Fees - RMP 2022 (AJE FY22-23)	JP Morgan Chase - Primary 73...		
			Inv #3022301, 2022 Annual Fee (POWTs) - Regional Monitoring Progra...	7062 · Permits/Fees - General	Belvedere	-1,927.16
			Inv #3022301, 2022 Annual Fee (POWTs) - Regional Monitoring Progra...	7062 · Permits/Fees - General	Tiburon	-3,274.34
			Inv #3021301, 2021 Annual Fee (POWTs) - Regional Monitoring Progra...	7062 · Permits/Fees - General	Belvedere	-1,927.16
			Inv #3021301, 2021 Annual Fee (POWTs) - Regional Monitoring Progra...	7062 · Permits/Fees - General	Tiburon	-3,274.34
TOTAL						-10,403.00
05/12/22	8917	Robert L Talavera, LLC	SSGIS ArcView Support, March - April 2022	JP Morgan Chase - Primary 73...		
			Inv #RLT0422F1, SSGIS ArcView Support: Upload pipe history data, ins...	8510 · Data/Alarms/IT Supp & Li...	Belvedere	-377.58
			Inv #RLT0422F1, SSGIS ArcView Support: Upload pipe history data, ins...	8510 · Data/Alarms/IT Supp & Li...	Tiburon:Paradise C...	-30.66
			Inv #RLT0422F1, SSGIS ArcView Support: Upload pipe history data, ins...	8510 · Data/Alarms/IT Supp & Li...	Tiburon	-641.76
TOTAL						-1,050.00
05/12/22	8918	Special District Risk Manageme...	Member #7665, Life, Vision, DDS & LTD Ins., June 2022	JP Morgan Chase - Primary 73...		

Sanitary Distr. No.5 of Marin Co.

Warrant List Detail

April 15 through May 12, 2022

Date	Num	Name	Memo	Account	Class	Paid Amount
			Employee Life & ADD Insurance - Inv #38468 - June 2022	8020.05 · Employee Health	Belvedere	-48.91
			Employee Life & ADD Insurance - Inv #38468 - June 2022	8020.05 · Employee Health	Tiburon:Paradise C...	-3.97
			Employee Life & ADD Insurance - Inv #38468 - June 2022	8020.05 · Employee Health	Tiburon	-83.12
			Employee LTD Insurance - Inv #38468 - June 2022	8020.05 · Employee Health	Belvedere	-124.19
			Employee LTD Insurance - Inv #38468 - June 2022	8020.05 · Employee Health	Tiburon:Paradise C...	-10.08
			Employee LTD Insurance - Inv #38468 - June 2022	8020.05 · Employee Health	Tiburon	-211.08
			Employee DDS Insurance - Inv #38468 - June 2022	8020.05 · Employee Health	Belvedere	-322.92
			Employee DDS Insurance - Inv #38468 - June 2022	8020.05 · Employee Health	Tiburon:Paradise C...	-26.22
			Employee DDS Insurance - Inv #38468 - June 2022	8020.05 · Employee Health	Tiburon	-548.85
			Employee Vision Insurance - Inv #38468 - June 2022	8020.05 · Employee Health	Belvedere	-55.41
			Employee Vision Insurance - Inv #38468 - June 2022	8020.05 · Employee Health	Tiburon:Paradise C...	-4.50
			Employee Vision Insurance - Inv #38468 - June 2022	8020.05 · Employee Health	Tiburon	-94.17
TOTAL						-1,533.42
05/12/22	8919	Telstar Instrument, Inc.	Cust #SANDI, P.C. Cellular Communication Installations - April 2022	JP Morgan Chase - Primary 73...		
			Inv #111832 (PO#161199), Troubleshooting alarms at BPS PSs w/ SCA...	9310 · BPS Communication Proj...	Belvedere	-859.19
			Inv #111832 (PO#161199), Troubleshooting alarms at TPS PSs w/ SCA...	9403 · P.C. Communication Upg...	Tiburon:Paradise C...	-1,459.81
TOTAL						-2,319.00
05/12/22	8920	Town of Tiburon	Fuel, March 2022	JP Morgan Chase - Primary 73...		
			Fuel, March 2022	7071 · Fuel	Belvedere	-487.51
			Fuel, March 2022	7071 · Fuel	Tiburon:Paradise C...	-39.59
			Fuel, March 2022	7071 · Fuel	Tiburon	-828.59
TOTAL						-1,355.69
05/12/22	8921	U.S. Bank	Acct#: 4246 0470 0067 9545, April - May 2022	JP Morgan Chase - Primary 73...		
			#0822:/9545: (PT Admin Advertising - Indeed)	6001 · Advertising	Belvedere	-140.24
			#0822:/9545: (PT Admin Advertising - Indeed)	6001 · Advertising	Tiburon:Paradise C...	-11.39
			#0822:/9545: (PT Admin Advertising - Indeed)	6001 · Advertising	Tiburon	-238.37
			#0822:/9545: Zoom Platform re SD5 Meetings	6018.1 · Meetings & Travel	Belvedere	-31.27
			#0822:/9545: Zoom Platform re SD5 Meetings	6018.1 · Meetings & Travel	Tiburon:Paradise C...	-2.54
			#0822:/9545: Zoom Platform re SD5 Meetings	6018.1 · Meetings & Travel	Tiburon	-53.16
			#0822:/9545: WEF Seminar Registration	6018.1 · Meetings & Travel	Belvedere	-320.04
			#0822:/9545: WEF Seminar Registration	6018.1 · Meetings & Travel	Tiburon:Paradise C...	-25.99
			#0822:/9545: WEF Seminar Registration	6018.1 · Meetings & Travel	Tiburon	-543.97
			#0822:/9545: CWEA Training (CB, RC, AB) to School of Sludge, Sacra...	6020 · Continuing Education	Belvedere	-474.67
			#0822:/9545: CWEA Training (CB, RC, AB) to School of Sludge, Sacra...	6020 · Continuing Education	Tiburon:Paradise C...	-38.54
			#0822:/9545: CWEA Training (CB, RC, AB) to School of Sludge, Sacra...	6020 · Continuing Education	Tiburon	-806.79
			#0822:/9545: Office Suplies & 2 Cases re PO Books	6047 · Office Supplies	Belvedere	-240.16
			#0822:/9545: Office Suplies & 2 Cases re PO Books	6047 · Office Supplies	Tiburon:Paradise C...	-19.50
			#0822:/9545: Office Suplies & 2 Cases re PO Books	6047 · Office Supplies	Tiburon	-408.19
			#0822:/9545: M.P. Supplies: Amazon, Dale Compressor, Women's lock...	7021 · Plant Maintenance Suppl...	Belvedere	-336.63
			#0822:/9545: M.P. Supplies: Amazon, Dale Compressor, Women's lock...	7021 · Plant Maintenance Suppl...	Tiburon	-571.96
			#0822:/9545: Target + HoneyBucket Rental	7023 · Janitorial Supplies & Ser...	Belvedere	-209.21
			#0822:/9545: Target + HoneyBucket Rental	7023 · Janitorial Supplies & Ser...	Tiburon	-355.46

05/10/22

Sanitary Distr. No.5 of Marin Co.

Warrant List Detail

April 15 through May 12, 2022

Date	Num	Name	Memo	Account	Class	Paid Amount
			#0822:/9545: Amazon - lab supplies	7025 · Lab Supplies & Chemicals	Belvedere	-356.71
			#0822:/9545: Amazon - lab supplies	7025 · Lab Supplies & Chemicals	Tiburon	-606.08
			#0822:/9545: 1-800-GOT-JUNK Hauling (2)	7028 · Grounds Maintenance	Belvedere	-759.78
			#0822:/9545: 1-800-GOT-JUNK Hauling (2)	7028 · Grounds Maintenance	Tiburon	-1,290.89
			#0822:/9545: Safety Boots (TR)	8515 · Safety	Belvedere	-68.18
			#0822:/9545: Safety Boots (TR)	8515 · Safety	Tiburon:Paradise C...	-5.54
			#0822:/9545: Safety Boots (TR)	8515 · Safety	Tiburon	-115.88
TOTAL						-8,031.14
05/12/22	8922	USA BlueBook	Cust #933682, M.P. & P.C. Safety & Lab Equipment - March - April 2...	JP Morgan Chase - Primary 73...		
			Inv #929811, Inv #920926, Inv #929812 (PO#183646), Gloves - March - ...	8515 · Safety	Belvedere	-128.13
			Inv #929811, Inv #920926, Inv #929812 (PO#183646), Gloves - March - ...	8515 · Safety	Tiburon:Paradise C...	-10.40
			Inv #929811, Inv #920926, Inv #929812 (PO#183646), Gloves - March - ...	8515 · Safety	Tiburon	-217.78
			Inv #930360 (PO#183648), Lab supplies & Checmicals - March - April, 2...	7025 · Lab Supplies & Chemicals	Belvedere	-173.69
			Inv #930360 (PO#183648), Lab supplies & Checmicals - March - April, 2...	7025 · Lab Supplies & Chemicals	Tiburon	-295.11
TOTAL						-825.11
05/12/22	8923	Waste Management of Redwoo...	Acct #507-0000190-1507-2, Sludge Disposal, April 2022	JP Morgan Chase - Primary 73...		
			Inv #01005131-1507-0 Sludge Disposal - 5 Drop-offs + Reg-waste appro...	7029 · Main Plant Sludge Dispo...	Belvedere	-689.33
			Inv #01005131-1507-0 Sludge Disposal - 5 Drop-offs + Reg-waste appro...	7029 · Main Plant Sludge Dispo...	Tiburon	-1,171.20
TOTAL						-1,860.53
05/12/22	8924	Water Components & Building ...	Acct #454, M.P. Supplies, April 2022	JP Morgan Chase - Primary 73...		
			Inv #30580014 (PO#954053), Inv #30580379 + Inv #30579199 (PO#286...	7021 · Plant Maintenance Suppl...	Belvedere	-200.33
			Inv #30580014 (PO#954053), Inv #30580379 + Inv #30579199 (PO#286...	7021 · Plant Maintenance Suppl...	Tiburon	-340.38
TOTAL						-540.71
05/12/22	8925	Balf, Abigail	Reimb. Misc. Reimbursements, April - May 2022	JP Morgan Chase - Primary 73...		
			Travel Reimb Ed/training in Sacramento (CWEA/School of Solids) - Mile...	6018.1 · Meetings & Travel	Belvedere	-13.88
			Travel Reimb Ed/training in Sacramento (CWEA/School of Solids) - Mile...	6018.1 · Meetings & Travel	Tiburon:Paradise C...	-1.13
			Travel Reimb Ed/training in Sacramento (CWEA/School of Solids) - Mile...	6018.1 · Meetings & Travel	Tiburon	-23.60
			Travel Reimb Ed/training in Sacramento (CWEA/School of Solids) - Mea...	6018.1 · Meetings & Travel	Belvedere	-16.18
			Travel Reimb Ed/training in Sacramento (CWEA/School of Solids) - Mea...	6018.1 · Meetings & Travel	Tiburon:Paradise C...	-1.31
			Travel Reimb Ed/training in Sacramento (CWEA/School of Solids) - Mea...	6018.1 · Meetings & Travel	Tiburon	-27.50
			M.O.U Reimb. re Eye protection @ \$300.00 Max/2 yrs., 5.10.2022	8515 · Safety	Belvedere	-58.27
			M.O.U Reimb. re Eye protection @ \$300.00 Max/2 yrs., 5.10.2022	8515 · Safety	Tiburon:Paradise C...	-4.73
			M.O.U Reimb. re Eye protection @ \$300.00 Max/2 yrs., 5.10.2022	8515 · Safety	Tiburon	-99.05
TOTAL						-245.65
05/12/22	8926	Cottrell, Rulon	Reimb. for S/B Mileage, January - May 2022	JP Morgan Chase - Primary 73...		
			Reimb. for M.P. S/B Mileage, Jan - May, 2022 Belvedere	6018.2 · Standby Mileage Expe...	Belvedere	-213.27

Sanitary Distr. No.5 of Marin Co.

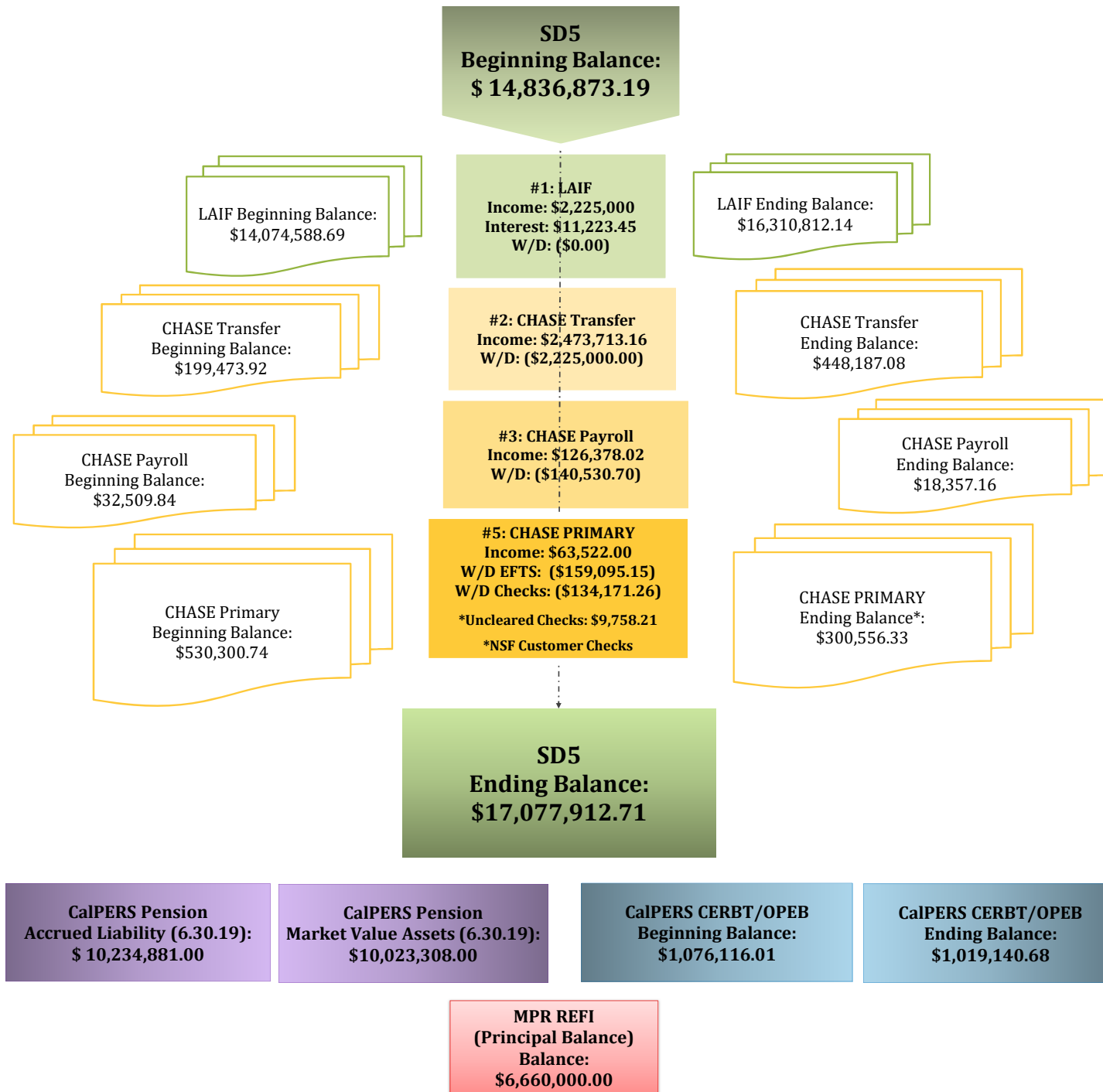
Warrant List Detail

April 15 through May 12, 2022

Date	Num	Name	Memo	Account	Class	Paid Amount
			Reimb. for M.P. S/B Mileage, Jan - May, 2022 Tiburon	6018.2 · Standby Mileage Expe...	Tiburon	-362.37
TOTAL						-575.64
05/12/22	8927	Rosser, John	Reimb. EE Incentive, March - April 2022	JP Morgan Chase - Primary 73...		
			Employee Incentive/Con't Ed Stipend: Utility Management @ CSU - Sac...	8005 · Employee Incentives	Belvedere	-359.60
			Employee Incentive/Con't Ed Stipend: Utility Management @ CSU - Sac...	8005 · Employee Incentives	Tiburon:Paradise C...	-29.20
			Employee Incentive/Con't Ed Stipend: Utility Management @ CSU - Sac...	8005 · Employee Incentives	Tiburon	-611.20
			Employee Incentive/Con't Ed Stipend: Cllxns: Eval & improving Perform...	8005 · Employee Incentives	Belvedere	-359.60
			Employee Incentive/Con't Ed Stipend: Cllxns: Eval & improving Perform...	8005 · Employee Incentives	Tiburon:Paradise C...	-29.20
			Employee Incentive/Con't Ed Stipend: Cllxns: Eval & improving Perform...	8005 · Employee Incentives	Tiburon	-611.20
			Con't Ed Books (Sac State H2o Programs above Mgmt + Performance)...	6020 · Continuing Education	Belvedere	-102.44
			Con't Ed Books (Sac State H2o Programs above Mgmt + Performance)...	6020 · Continuing Education	Tiburon:Paradise C...	-8.32
			Con't Ed Books (Sac State H2o Programs above Mgmt + Performance)...	6020 · Continuing Education	Tiburon	-174.12
TOTAL						-2,284.88
05/12/22	8928	Mill Valley Refuse Service, Inc.	Acct #032945, Garbage Service + 1 yd rental, May 2022	JP Morgan Chase - Primary 73...		
			Garbage Service, Including 1 yd trash + 1 yd cardboard rental - May 2022	7023 · Janitorial Supplies & Ser...	Belvedere	-97.49
			Garbage Service, Including 1 yd trash + 1 yd cardboard rental - May 2022	7023 · Janitorial Supplies & Ser...	Tiburon	-165.63
TOTAL						-263.12
05/12/22	8929	Nute Engineering Corp.	Consulting & Engr. Svcs., April 2022	JP Morgan Chase - Primary 73...		
			Inv #22036, FY21-22 Sewer Improvement Project, Belvedere - April 2022	6017 · Consulting Fees	Belvedere	-150.20
			Inv #22036, FY21-22 Sewer Improvement Project, Tiburon - April 2022	6017 · Consulting Fees	Tiburon	-600.80
TOTAL						-751.00
05/12/22	8930	Pacific Gas & Electric	Acct #2908031411-4, Utilities, April 2022	JP Morgan Chase - Primary 73...		
			Acct #2908031411-4, Main Plant Utilities - April 2022	8542 · Main Plant Utilities	Belvedere	-4,743.70
			Acct #2908031411-4, P.C. Plant Utilities - April 2022	8543 · Paradise Cove Utilities	Tiburon:Paradise C...	-1,892.97
			Acct #2908031411-4, Main Plant Utilities - April 2022	8542 · Main Plant Utilities	Tiburon	-8,059.81
			Acct #2908031411-4, Belv Pump St Utilities - April 2022	8544 · Pump Station Utilities	Belvedere	-1,196.09
			Acct #2908031411-4, P.C. Pump St Utilities - April 2022	8544 · Pump Station Utilities	Tiburon:Paradise C...	-246.46
			Acct #2908031411-4, Tib Pump St Utilities - April 2022	8544 · Pump Station Utilities	Tiburon	-1,723.20
TOTAL						-17,862.23

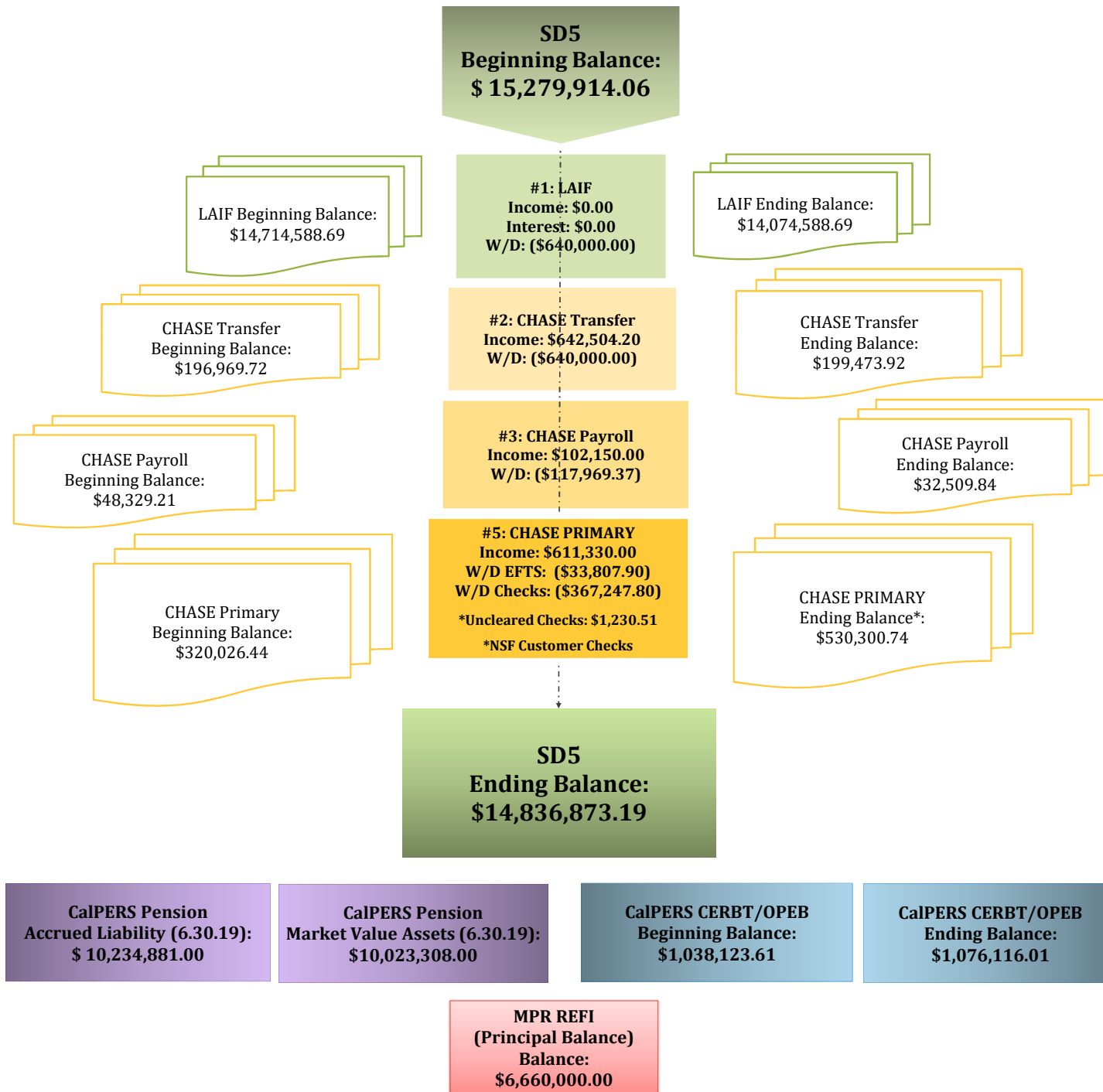
CASH FLOW CHART

SANITARY DISTRICT NO. 5 OF MARIN COUNTY: April 2022



CASH FLOW CHART

SANITARY DISTRICT NO. 5 OF MARIN COUNTY: March 2022



CASH REQUIREMENTS

CASH REQUIRED FOR NEGOTIABLE CHECKS &/OR ELECTRONIC FUNDS TRANSFERS (EFT) FOR CHECK DATE 04/15/22: \$74,552.96

IMPORTANT COVID-19 INFORMATION: If you filed IRS Form 7200, please notify your Paychex representative to avoid owing a balance at the end of the quarter and ensure your Form 941 is accurate.

TRANSACTION SUMMARY

SUMMARY BY TRANSACTION TYPE -	TOTAL ELECTRONIC FUNDS TRANSFER (EFT)	74,552.96
	CASH REQUIRED FOR NEGOTIABLE CHECKS &/OR EFT	74,552.96
	TOTAL REMAINING DEDUCTIONS / WITHHOLDINGS / LIABILITIES	3,569.05
	CASH REQUIRED FOR CHECK DATE 04/15/22	<u>78,122.01</u>

TRANSACTION DETAIL

ELECTRONIC FUNDS TRANSFER - *Your financial institution will initiate transfer to Paychex at or after 12:01 A.M. on transaction date.*

<u>TRANS. DATE</u>	<u>BANK NAME</u>	<u>ACCOUNT NUMBER</u>	<u>PRODUCT</u>	<u>DESCRIPTION</u>		BANK DRAFT AMOUNTS & OTHER TOTALS
04/15/22	JPMORGAN CHASE BANK,	xxxxxxxxxxxxx506	Direct Deposit	Net Pay Allocations	46,023.52	46,023.52
04/15/22	JPMORGAN CHASE BANK,	xxxxxxxxxxxxx506	Taxpay®	Employee Withholdings		
				Social Security	4,493.79	
				Medicare	1,050.94	
				Fed Income Tax	12,487.89	
				CA Income Tax	4,952.03	
				Total Withholdings	<u>22,984.65</u>	
				Employer Liabilities		
				Social Security	4,493.82	
				Medicare	1,050.97	
				Total Liabilities	<u>5,544.79</u>	28,529.44 ✓
				EFT FOR 04/15/22		74,552.96
				TOTAL EFT		74,552.96 ②

REMAINING DEDUCTIONS / WITHHOLDINGS / LIABILITIES - *Paychex does not remit these funds. You must ensure accurate and timely payment of applicable items.*

<u>TRANS. DATE</u>	<u>BANK NAME</u>	<u>ACCOUNT NUMBER</u>	<u>PRODUCT</u>	<u>DESCRIPTION</u>		TOTAL
04/15/22	Refer to your records for account	Information	Payroll	Employee Deductions		
				401A Member Contribu	2,572.61	
				Calpers 457B	700.00	
				Calpers 457B Roth	200.00	
				Med 125	96.44	
				Total Deductions	<u>3,569.05</u>	
				TOTAL REMAINING DEDUCTIONS / WITHHOLDINGS / LIABILITIES		3,569.05

NOTICE OF AUTOMATIC PAYMENT

PAYCHEX

Paychex of New York LLC
 1535 Scenic Avenue Suite 100
 Costa Mesa CA 92626

Client # 0082 Y400-2116
 Invoice # 2022041401

AUTOMATIC PAYMENT \$255.48

This amount will be deducted from the following bank account at or after 12:01 A.M on 4/15/22.

XXXXXXXXXXXXXXXX506

ADDRESS SERVICE REQUESTED

0082 Y400-2116
 SANITARY DISTRICT NO 5
 2001 Paradise Dr
 Tiburon, California 94920-1937

For questions regarding your account, please call (844) 729-9247

Page 1 of 1

ACCOUNT SUMMARY				AMOUNT
Previous Balance on Invoice#2022032101 Due 03/31/22				236.03
Payment Received - Thank You				-236.03
Balance Forward				0.00
Total New Charges				255.48
Account Balance (Includes Balance Forward, New Charges, and Pending Automatic Payments)				255.48

CHECK DATE	DESCRIPTION OF SERVICE	PROCESSING DATE	# TRANSACTIONS	AMOUNT
NEW CHARGES				
04/15/22	Paychex Productivity	04/14/22	15	327.40
	Direct Deposit Premium Processing			60.00
	Quarter End Delivery			4.00
	Delivery		1	15.75
	Client Discount		1	-151.67
	Total New Charges			255.48
Automatic Payment (Includes New Charges and applicable credits from Balance Forward above)				255.48

dk
R

Thank you for choosing Paychex.

CASH REQUIREMENTS

CASH REQUIRED FOR NEGOTIABLE CHECKS &/OR ELECTRONIC FUNDS TRANSFERS (EFT) FOR CHECK DATE 04/29/22: \$63,386.23

IMPORTANT COVID-19 INFORMATION: If you filed IRS Form 7200, please notify your Paychex representative to avoid owing a balance at the end of the quarter and ensure your Form 941 is accurate.

TRANSACTION SUMMARY

SUMMARY BY TRANSACTION TYPE -	TOTAL ELECTRONIC FUNDS TRANSFER (EFT)	63,386.23
	CASH REQUIRED FOR NEGOTIABLE CHECKS &/OR EFT	63,386.23
	TOTAL REMAINING DEDUCTIONS / WITHHOLDINGS / LIABILITIES	4,310.13
	CASH REQUIRED FOR CHECK DATE 04/29/22	67,696.36

TRANSACTION DETAIL

ELECTRONIC FUNDS TRANSFER - Your financial institution will initiate transfer to Paychex *at or after 12:01 A.M.* on transaction date.

<u>TRANS. DATE</u>	<u>BANK NAME</u>	<u>ACCOUNT NUMBER</u>	<u>PRODUCT</u>	<u>DESCRIPTION</u>		BANK DRAFT AMOUNTS & OTHER TOTALS
04/28/22	JPMORGAN CHASE BANK,	xxxxxxxxxxxxx506	Direct Deposit	Net Pay Allocations	38,527.39	38,527.39
					EFT FOR 04/28/22	38,527.39
04/29/22	JPMORGAN CHASE BANK,	xxxxxxxxxxxxx506	Taxpay@	Employee Withholdings		
				Social Security	3,893.37	
				Medicare	910.56	
				Fed Income Tax	10,818.06	
				CA Income Tax	4,432.94	
				Total Withholdings	20,054.93	
				Employer Liabilities		
				Social Security	3,893.36	
				Medicare	910.55	
				Total Liabilities	4,803.91	24,858.84
					EFT FOR 04/29/22	24,858.84
					TOTAL EFT	63,386.23

REMAINING DEDUCTIONS / WITHHOLDINGS / LIABILITIES - Paychex does not remit these funds. You must ensure accurate and timely payment of applicable items.

<u>TRANS. DATE</u>	<u>BANK NAME</u>	<u>ACCOUNT NUMBER</u>	<u>PRODUCT</u>	<u>DESCRIPTION</u>		<u>TOTAL</u>
04/29/22	Refer to your records for account Information		Payroll	Employee Deductions		
				401A Member Contribu	2,572.61	
				Calpers 457B	1,441.08	
				Calpers 457B Roth	200.00	
				Med 125	96.44	
				Total Deductions	4,310.13	
						TOTAL REMAINING DEDUCTIONS / WITHHOLDINGS / LIABILITIES
						4,310.13

NOTICE OF AUTOMATIC PAYMENT

PAYCHEX

Paychex of New York LLC
 1535 Scenic Avenue Suite 100
 Costa Mesa CA 92626

Client # 0082 Y400-2116
 Invoice # 2022042601

AUTOMATIC PAYMENT \$236.03

This amount will be deducted from the following bank account at or after 12:01 A.M on 4/29/22.

XXXXXXXXXXXXXXXXX506

ADDRESS SERVICE REQUESTED

0082 Y400-2116
 SANITARY DISTRICT NO 5
 2001 Paradise Dr
 Tiburon, California 94920-1937

For questions regarding your account, please call (844) 729-9247

Page 1 of 1

ACCOUNT SUMMARY				AMOUNT
Previous Balance on Invoice#2022041401 Due 04/15/22				255.48
Payment Received - Thank You				-255.48
Balance Forward				0.00
Total New Charges				236.03
Account Balance (Includes Balance Forward, New Charges, and Pending Automatic Payments)				236.03

CHECK DATE	DESCRIPTION OF SERVICE	PROCESSING DATE	# TRANSACTIONS	AMOUNT
	NEW CHARGES			
04/29/22	Paychex Productivity	04/26/22	11	305.96
	Delivery		1	15.75
	Client Discount		1	-85.68
	Total New Charges			236.03
Automatic Payment (Includes New Charges and applicable credits from Balance Forward above)				236.03

*****PRICE INCREASE NOTIFICATION*****

To maintain the high quality of your products and services during this time, your June invoice may include a nominal price increase. The specific amount depends on your combination of services. Please contact your service representative with questions. We're dedicated to serving your business. Thank you for being a client.

Thank you for choosing Paychex.

Sanitary Distr. No.5 of Marin Co.
Comparative Balance Sheet
As of April 30, 2022

	Apr 30, 22	Mar 31, 22	\$ Change
ASSETS			
Current Assets			
Checking/Savings			
Local Agency Investment Fund			
Belvedere			
Belvedere Operating	3,638,261.73	3,167,519.54	470,742.19
Belvedere Operating Reserve	516,923.05	516,923.05	0.00
Belvedere Capital & CIP Reserve	2,826,970.79	2,448,452.37	378,518.42
Belvedere PERS Retirement Trust	356,250.00	356,250.00	0.00
Belvedere Disaster Recovery Fnd	356,250.00	356,250.00	0.00
Total Belvedere	7,694,655.57	6,845,394.96	849,260.61
Tiburon			
Tiburon Operating	2,133,375.61	1,214,618.82	918,756.79
Tiburon Operating Reserve	683,930.00	683,930.00	0.00
Tiburon Capital & CIP Reserve	4,511,350.96	4,043,144.91	468,206.05
Tiburon PERS Retirement Trust	643,750.00	643,750.00	0.00
Tiburon Disaster Recovery Fund	643,750.00	643,750.00	0.00
Total Tiburon	8,616,156.57	7,229,193.73	1,386,962.84
Total Local Agency Investment Fund	16,310,812.14	14,074,588.69	2,236,223.45
JP Morgan Chase - Primary 7399	272,429.71	529,070.23	-256,640.52
JP Morgan Chase - Payroll 7506	17,016.08	31,109.84	-14,093.76
JP Morgan Chase - Transfer 7522	448,187.08	199,473.92	248,713.16
Total Checking/Savings	17,048,445.01	14,834,242.68	2,214,202.33
Accounts Receivable			
Accounts Receivable	3,688.00	3,688.00	0.00
Total Accounts Receivable	3,688.00	3,688.00	0.00
Other Current Assets			
Prepaid Expense	48,532.70	48,532.70	0.00
Petty Cash	881.92	881.92	0.00
Total Other Current Assets	49,414.62	49,414.62	0.00
Total Current Assets	17,101,547.63	14,887,345.30	2,214,202.33
Fixed Assets	20,408,185.19	20,408,185.19	0.00
TOTAL ASSETS	37,509,732.82	35,295,530.49	2,214,202.33
LIABILITIES & EQUITY			
Liabilities			
Current Liabilities			
Accounts Payable			
2000 · Accounts Payable	-1,236.08	-1,236.08	0.00
Total Accounts Payable	-1,236.08	-1,236.08	0.00

Sanitary Distr. No.5 of Marin Co.
Comparative Balance Sheet
As of April 30, 2022

	<u>Apr 30, 22</u>	<u>Mar 31, 22</u>	<u>\$ Change</u>
Other Current Liabilities			
Deferred Income for Permits	154,698.75	154,698.75	0.00
Compensated Absences Current	118,844.52	118,844.52	0.00
MPR Rev Bond Interest Payable	44,888.00	44,888.00	0.00
MPR Rev Bonds Payable Current	580,000.00	580,000.00	0.00
Total Other Current Liabilities	<u>898,431.27</u>	<u>898,431.27</u>	<u>0.00</u>
Total Current Liabilities	897,195.19	897,195.19	0.00
Long Term Liabilities			
2960 · Deferred Debt Refinancing Costs	120,837.60	120,837.60	0.00
2061 · OPEB Related Liability	691,796.00	691,796.00	0.00
Pension-related Liabilities	-375,847.00	-375,847.00	0.00
MPR Revenue Bonds Payable	6,660,000.00	6,660,000.00	0.00
Total Long Term Liabilities	<u>7,096,786.60</u>	<u>7,096,786.60</u>	<u>0.00</u>
Total Liabilities	7,993,981.79	7,993,981.79	0.00
Equity			
3900 · Net Assets	27,340,940.03	27,340,940.03	0.00
Net Income	2,174,811.00	-39,391.33	2,214,202.33
Total Equity	<u>29,515,751.03</u>	<u>27,301,548.70</u>	<u>2,214,202.33</u>
TOTAL LIABILITIES & EQUITY	<u>37,509,732.82</u>	<u>35,295,530.49</u>	<u>2,214,202.33</u>

Sanitary Distr. No.5 of Marin Co.
Annual Budget vs Actual Expenses
 July 2021 through April 2022

	Jul '21 - Apr 22	Budget	\$ Over Budget	% of Bud...
Ordinary Income/Expense				
Income				
5000 · Property Taxes				
5001.2 · TEETER	864,830.08	825,000.00	39,830.08	104.8%
5002 · UNSEC	16,343.29	15,000.00	1,343.29	109.0%
5003 · PUNS / PRIOR UNSECURED	953.72	500.00	453.72	190.7%
5004 · REDEMPTION / RDMPT	393.14	0.00	393.14	100.0%
5006 · SPLU	659.77	300.00	359.77	219.9%
5041 · SUPSEC	23,083.78	12,000.00	11,083.78	192.4%
5043 · SECU	346.98	0.00	346.98	100.0%
5046 · Excess ERAF	476,384.31	300,000.00	176,384.31	158.8%
5280 · HOPTR	1,837.66	3,333.00	-1,495.34	55.1%
5483 · Other tax	8,647.08	0.00	8,647.08	100.0%
Total 5000 · Property Taxes	1,393,479.81	1,156,133.00	237,346.81	120.5%
5007 · Sewer Service Charge				
5007.1 · Sewer Service - Tiburon Ops	2,481,897.32	2,283,000.00	198,897.32	108.7%
5007.5 · Sewer Service - Tiburon Cap	0.00	12,000.00	-12,000.00	0.0%
5007.2 · Sewer Service-Belv Ops	1,384,757.61	1,300,000.00	84,757.61	106.5%
5007.3 · Sewer Service-Belv Cap	861,620.95	866,300.00	-4,679.05	99.5%
5007.4 · Other User Fees	0.00	38,700.00	-38,700.00	0.0%
Total 5007 · Sewer Service Charge	4,728,275.88	4,500,000.00	228,275.88	105.1%
5201 · Interest				
5201.1 · Interest County of Marin	119.96			
5201.2 · Interest LAIF	27,067.36	100,000.00	-72,932.64	27.1%
Total 5201 · Interest	27,187.32	100,000.00	-72,812.68	27.2%
5900.3 · Connection Fees				
5900.30 · Connection Permit Fees	10,050.00	10,000.00	50.00	100.5%
5900.31 · Collection	197,229.44	100,000.00	97,229.44	197.2%
5900.34 · Treatment	219,875.96	100,000.00	119,875.96	219.9%
Total 5900.3 · Connection Fees	427,155.40	210,000.00	217,155.40	203.4%
5900.4 · Inspection Permit Fees	9,200.00	17,000.00	-7,800.00	54.1%
5900.5 · SASM Expense Reimb.	59,365.37	100,000.00	-40,634.63	59.4%
5900.9 · Other Income	0.00	100.00	-100.00	0.0%
5900.10 · Paradise Sewer Line Ext. Fees	0.00	14,040.00	-14,040.00	0.0%
Total Income	6,644,663.78	6,097,273.00	547,390.78	109.0%
Gross Profit	6,644,663.78	6,097,273.00	547,390.78	109.0%
Expense				
6000 · Administrative Expenses				
6001 · Advertising	782.00	1,000.00	-218.00	78.2%
6008 · Audit & Accounting	28,250.00	40,000.00	-11,750.00	70.6%
6017 · Consulting Fees	16,410.43	150,000.00	-133,589.57	10.9%
6018 · Travel & Meetings				
6018.1 · Meetings & Travel	9,874.10	6,000.00	3,874.10	164.6%
6018.2 · Standby Mileage Expense Reimb	6,773.86	9,000.00	-2,226.14	75.3%
Total 6018 · Travel & Meetings	16,647.96	15,000.00	1,647.96	111.0%
6020 · Continuing Education	1,543.95	10,000.00	-8,456.05	15.4%
6021 · County Fees	16,241.34	16,590.00	-348.66	97.9%
6024 · Director Fees	3,300.00	9,000.00	-5,700.00	36.7%
6025 · Dues & Subscriptions	19,171.62	31,000.00	-11,828.38	61.8%
6033 · Insurance Property & Liability				
6033.1 · PLP Public Entity Phys Damage	0.00	25,000.00	-25,000.00	0.0%
6033.2 · General Liability	86,246.71	45,000.00	41,246.71	191.7%
6033.3 · Physical Property Damage - Auto	7,567.96	4,000.00	3,567.96	189.2%
Total 6033 · Insurance Property & Liability	93,814.67	74,000.00	19,814.67	126.8%
6039 · Legal	18,584.15	50,000.00	-31,415.85	37.2%
6047 · Office Supplies	4,851.32	10,000.00	-5,148.68	48.5%
6056 · Postage	673.78	1,000.00	-326.22	67.4%
6059 · Pollution Prevention/Public Edu	2,274.42	5,000.00	-2,725.58	45.5%
6065 · Miscellaneous Expense	500.00			
Total 6000 · Administrative Expenses	223,045.64	412,590.00	-189,544.36	54.1%

Sanitary Distr. No.5 of Marin Co.
Annual Budget vs Actual Expenses
 July 2021 through April 2022

	Jul '21 - Apr 22	Budget	\$ Over Budget	% of Bud...
7000 · Ops & Maintenance Expenses				
7010 · Pumps & Lines Maintenance				
7011 · Pumps & Lines Maintenance	159,123.33	75,000.00	84,123.33	212.2%
7013 · Emergency Line Repair	34,100.49	50,000.00	-15,899.51	68.2%
Total 7010 · Pumps & Lines Maintenance	193,223.82	125,000.00	68,223.82	154.6%
7020 · Main Plant Maintenance				
7021 · Plant Maintenance Supplies	29,670.28	25,000.00	4,670.28	118.7%
7022 · Plant Maint. Parts & Service	215,439.37	130,000.00	85,439.37	165.7%
7023 · Janitorial Supplies & Service	5,250.60	9,000.00	-3,749.40	58.3%
7024 · Main Plant Chemicals	136,161.06	111,000.00	25,161.06	122.7%
7025 · Lab Supplies & Chemicals	15,928.81	20,000.00	-4,071.19	79.6%
7027 · Electrical & Instrument	23,643.87	15,000.00	8,643.87	157.6%
7028 · Grounds Maintenance	611.22	6,000.00	-5,388.78	10.2%
7029 · Main Plant Sludge Disposal	25,473.20	41,000.00	-15,526.80	62.1%
7030 · Main Plant Outfall	5,925.00	6,500.00	-575.00	91.2%
Total 7020 · Main Plant Maintenance	458,103.41	363,500.00	94,603.41	126.0%
7040 · Paradise Cove Plant Maint				
7041 · Paradise Parts & Service	12,896.90	10,000.00	2,896.90	129.0%
7042 · Paradise Supplies & Chemicals	6,177.66	5,000.00	1,177.66	123.6%
7043 · Paradise Sludge Disposal	3,050.22			
Total 7040 · Paradise Cove Plant Maint	22,124.78	15,000.00	7,124.78	147.5%
7050 · Monitoring				
7051 · Main Plant Lab Monitoring	37,257.93	45,000.00	-7,742.07	82.8%
7052 · Paradise Cove Monitoring	11,434.25	15,000.00	-3,565.75	76.2%
7053 · Chronic Toxicity	2,529.50			
Total 7050 · Monitoring	51,221.68	60,000.00	-8,778.32	85.4%
7060 · Permits/Fees				
7061 · Main Plant NPDES Renewal	852.50			
7062 · Permits/Fees - General	18,761.71	50,000.00	-31,238.29	37.5%
7063 · Paradise Cove Permits/Fees	4,613.07	9,000.00	-4,386.93	51.3%
7064 · Paradise Cove NPDES Renewal	0.00			
Total 7060 · Permits/Fees	24,227.28	59,000.00	-34,772.72	41.1%
7070 · Truck Maintenance				
7071 · Fuel	9,192.78	15,000.00	-5,807.22	61.3%
7072 · Maintenance	8,482.78	10,000.00	-1,517.22	84.8%
Total 7070 · Truck Maintenance	17,675.56	25,000.00	-7,324.44	70.7%
Total 7000 · Ops & Maintenance Expenses	766,576.53	647,500.00	119,076.53	118.4%
8000 · Salaries and Benefits Expenses				
8001 · Salaries	1,035,361.93	1,353,783.00	-318,421.07	76.5%
8003 · Overtime	193,945.92	100,000.00	93,945.92	193.9%
8004 · Standby Pay	68,286.85	76,043.00	-7,756.15	89.8%
8005 · Employee Incentives	52,460.04	70,000.00	-17,539.96	74.9%
8006 · Vacation Buyout	43,667.05	30,000.00	13,667.05	145.6%
8013 · Payroll Taxes	91,319.15	101,047.00	-9,727.85	90.4%
8015 · Payroll/Bank Fees	5,944.30	6,250.00	-305.70	95.1%
8016 · Car Allowance	6,000.00	6,000.00	0.00	100.0%
8019 · PERS Retirement				
8019.05 · PERS Retirement	119,819.76	304,705.00	-184,885.24	39.3%
8019.06 · PERS Retirement - RBP	0.00	350.00	-350.00	0.0%
8019.08 · PERS Retirement - CalPERS UAL	0.00	20,000.00	-20,000.00	0.0%
8019 · PERS Retirement - Other	-120.39			
Total 8019 · PERS Retirement	119,699.37	325,055.00	-205,355.63	36.8%
8020 · Employee Health				
8020.05 · Employee Health	180,680.72	223,418.00	-42,737.28	80.9%
8021 · Employee Health Deductions	-1,971.40			
Total 8020 · Employee Health	178,709.32	223,418.00	-44,708.68	80.0%
8022 · Retiree Health				
8022.05 · Retiree Health	109,968.06	77,127.00	32,841.06	142.6%
8022.06 · OPEB Adjustment	0.00	0.00	0.00	0.0%

Sanitary Distr. No.5 of Marin Co. Annual Budget vs Actual Expenses July 2021 through April 2022

	Jul '21 - Apr 22	Budget	\$ Over Budget	% of Bud...
8022.10 · CERBT/OPEB Annual Arc Contribtn	0.00	118,400.00	-118,400.00	0.0%
Total 8022 · Retiree Health	109,968.06	195,527.00	-85,558.94	56.2%
8023 · Workers Comp Insurance	39,211.30	55,000.00	-15,788.70	71.3%
Total 8000 · Salaries and Benefits Expenses	1,944,573.29	2,542,123.00	-597,549.71	76.5%
8500 · Other Operating Expenses				
8510 · Data/Alarms/IT Supp & Licensing	71,513.64	100,000.00	-28,486.36	71.5%
8515 · Safety	35,650.92	40,000.00	-4,349.08	89.1%
8520 · Personal Protection/Safety Wear	6,974.15	15,000.00	-8,025.85	46.5%
8530 · Telephone				
8531 · Main Plant Telephones	5,996.89	11,000.00	-5,003.11	54.5%
8532 · Paradise Cove Telephones	3,598.07	4,000.00	-401.93	90.0%
8533 · Pumps & Lines Telephones	5,418.91	7,000.00	-1,581.09	77.4%
Total 8530 · Telephone	15,013.87	22,000.00	-6,986.13	68.2%
8540 · Utilities				
8541 · Water	6,188.67	8,000.00	-1,811.33	77.4%
8542 · Main Plant Utilities	147,214.39	200,000.00	-52,785.61	73.6%
8543 · Paradise Cove Utilities	17,247.63	18,000.00	-752.37	95.8%
8544 · Pump Station Utilities	34,916.64	45,000.00	-10,083.36	77.6%
Total 8540 · Utilities	205,567.33	271,000.00	-65,432.67	75.9%
Total 8500 · Other Operating Expenses	334,719.91	448,000.00	-113,280.09	74.7%
Total Expense	3,268,915.37	4,050,213.00	-781,297.63	80.7%
Net Ordinary Income	3,375,748.41	2,047,060.00	1,328,688.41	164.9%
Other Income/Expense				
Other Expense				
9100 · Capital Expenditures				
9200 · Main Plant Equipment Capital				
9202 · M.P. Drainage				
9202.1 · Infl Smple Rm+Secondary Drains	0.00	75,000.00	-75,000.00	0.0%
9202.2 · Load-out & Filtering	25,986.51	30,000.00	-4,013.49	86.6%
Total 9202 · M.P. Drainage	25,986.51	105,000.00	-79,013.49	24.7%
9203 · M.P. Flare Rehabilitation	0.00	30,000.00	-30,000.00	0.0%
9204 · M.P. Boiler Replacement				
9204.1 · M.P. Boiler Exhaust Piping	0.00	0.00	0.00	0.0%
9204 · M.P. Boiler Replacement - Other	37,665.12	0.00	37,665.12	100.0%
Total 9204 · M.P. Boiler Replacement	37,665.12	0.00	37,665.12	100.0%
9206 · Infl Dry Weather Pump Rplcmnt	40,927.16	40,000.00	927.16	102.3%
9208 · M.P. Chemical Feed Pump Rplcmnt	34,830.64	0.00	34,830.64	100.0%
9209 · ScrewPress PolyBlend Redundancy	-722.34	35,000.00	-35,722.34	-2.1%
9212 · M.P. Headworks Grinder Rplcmnt				
9212.1 · Explosion Proof Electric Hoist	0.00	10,000.00	-10,000.00	0.0%
9212 · M.P. Headworks Grinder Rplcmnt - O...	0.00	25,000.00	-25,000.00	0.0%
Total 9212 · M.P. Headworks Grinder Rplcmnt	0.00	35,000.00	-35,000.00	0.0%
9217 · SD5 Shop Rplcmnt /Ops Control	1,836.69	0.00	1,836.69	100.0%
9218 · Generator Control Panel	1,435.44	0.00	1,435.44	100.0%
9219 · C12 Flash Mixer	8,582.00	15,000.00	-6,418.00	57.2%
Total 9200 · Main Plant Equipment Capital	150,541.22	260,000.00	-109,458.78	57.9%
9300 · Pumps & Lines Capital				
9301 · Tiburon Sewer Line Rehab Prog	0.00	1,000,000.00	-1,000,000.00	0.0%
9302 · PS Control Panel Upgrades	0.00	0.00	0.00	0.0%
9304 · Belvedere Sewer Line Rehab Prog	0.00	100,000.00	-100,000.00	0.0%
9305 · Valve/Wet Well Replacements				
9305.2 · Tiburon Wet Well Rehab	0.00	50,000.00	-50,000.00	0.0%
9305.1 · Belvedere Wet Well Rehab	0.00	75,000.00	-75,000.00	0.0%
Total 9305 · Valve/Wet Well Replacements	0.00	125,000.00	-125,000.00	0.0%
9306 · PS Pump & Valve Replacements	37,879.06	50,000.00	-12,120.94	75.8%
9307 · PS Generator Replacement	3,751.00	100,000.00	-96,249.00	3.8%
9310 · BPS Communication Project	5,813.54	0.00	5,813.54	100.0%

Sanitary Distr. No.5 of Marin Co.
Annual Budget vs Actual Expenses
July 2021 through April 2022

	Jul '21 - Apr 22	Budget	\$ Over Budget	% of Bud...
9313 · Manholes/Rodholes	32,902.24	75,000.00	-42,097.76	43.9%
9314 · Portable Emergency Generators	0.00			
9315 · TPS Communication Project	946.43	0.00	946.43	100.0%
9227.8 · Rodder/Vactor Truck	0.00			
Total 9300 · Pumps & Lines Capital	81,292.27	1,450,000.00	-1,368,707.73	5.6%
9400 · Paradise Cove Capital				
9403 · P.C. Communication Upgrades				
9403.1 · Cellular	27,814.43	20,000.00	7,814.43	139.1%
9403 · P.C. Communication Upgrades - Other	7,781.00			
Total 9403 · P.C. Communication Upgrades	35,595.43	20,000.00	15,595.43	178.0%
9404 · P.C. Infl WWI Access Replcmnt	0.00			
9415 · P.C. Paint @ Treatment Plant	0.00			
9416 · P.C. Equipment	0.00			
Total 9400 · Paradise Cove Capital	35,595.43	20,000.00	15,595.43	178.0%
9500 · Undesignated Capital				
9510 · Undesignated Cap - M.P.	26,558.00	25,000.00	1,558.00	106.2%
9520 · Undesignated Cap - P.C. Plant	0.00	10,000.00	-10,000.00	0.0%
9530 · Undesignated Cap - P & L	136,861.85	50,000.00	86,861.85	273.7%
Total 9500 · Undesignated Capital	163,419.85	85,000.00	78,419.85	192.3%
Total 9100 · Capital Expenditures	430,848.77	1,815,000.00	-1,384,151.23	23.7%
9700 · Debt Service				
9701 · MPR Bond REFI - Principal	580,000.00	580,000.00	0.00	100.0%
9702 · MPR Bond REFI - Interest	172,359.99	172,360.00	-0.01	100.0%
9703 · MPR Bond Refi - Admin Fees	0.00	950.00	-950.00	0.0%
Total 9700 · Debt Service	752,359.99	753,310.00	-950.01	99.9%
Total Other Expense	1,183,208.76	2,568,310.00	-1,385,101.24	46.1%
Net Other Income	-1,183,208.76	-2,568,310.00	1,385,101.24	46.1%
Net Income	<u>2,192,539.65</u>	<u>-521,250.00</u>	<u>2,713,789.65</u>	<u>-420.6%</u>

Sanitary Distr. No.5 of Marin Co.
Zone Report
April 2022

05/12/22

	Paradise ... (Tiburon)	Tiburon - Ot... (Tiburon)	Total Tiburon	Belvedere	TOTAL
Ordinary Income/Expense					
Income					
5000 · Property Taxes					
5001.2 · TEETER	16,641.15	347,497.83	364,138.98	0.00	364,138.98
5004 · REDEMPTION / RDMPT	0.85	17.77	18.62	0.00	18.62
5041 · SUPSEC	174.82	3,650.58	3,825.40	0.00	3,825.40
5046 · Excess ERAF	9,314.90	194,512.25	203,827.15	0.00	203,827.15
5483 · Other tax	194.97	4,071.26	4,266.23	0.00	4,266.23
Total 5000 · Property Taxes	26,326.69	549,749.69	576,076.38	0.00	576,076.38
5007 · Sewer Service Charge					
5007.1 · Sewer Service - Tiburon Ops	44,949.96	938,637.91	983,587.87	0.00	983,587.87
5007.5 · Sewer Service - Tiburon Cap	0.00	0.00	0.00	0.00	0.00
5007.2 · Sewer Service-Belv Ops	0.00	0.00	0.00	567,138.12	567,138.12
5007.3 · Sewer Service-Belv Cap	0.00	0.00	0.00	352,883.48	352,883.48
Total 5007 · Sewer Service Charge	44,949.96	938,637.91	983,587.87	920,021.60	1,903,609.47
5201 · Interest					
5201.2 · Interest LAIF	0.00	5,251.20	5,251.20	5,972.25	11,223.45
Total 5201 · Interest	0.00	5,251.20	5,251.20	5,972.25	11,223.45
5900.3 · Connection Fees					
5900.30 · Connection Permit Fees	100.00	400.00	500.00	200.00	700.00
5900.31 · Collection	0.00	9,675.00	9,675.00	20,061.69	29,736.69
5900.34 · Treatment	2,503.00	13,375.00	15,878.00	14,979.31	30,857.31
Total 5900.3 · Connection Fees	2,603.00	23,450.00	26,053.00	35,241.00	61,294.00
5900.4 · Inspection Permit Fees	0.00	650.00	650.00	300.00	950.00
Total Income	73,879.65	1,517,738.80	1,591,618.45	961,534.85	2,553,153.30
Gross Profit	73,879.65	1,517,738.80	1,591,618.45	961,534.85	2,553,153.30
Expense					
6000 · Administrative Expenses					
6001 · Advertising	10.66	223.09	233.75	131.25	365.00
6008 · Audit & Accounting	0.00	0.00	0.00	0.00	0.00
6017 · Consulting Fees	0.00	9,404.00	9,404.00	3,953.97	13,357.97
6018 · Travel & Meetings					
6018.1 · Meetings & Travel	-3.79	-113.52	-117.31	-67.10	-184.41
Total 6018 · Travel & Meetings	-3.79	-113.52	-117.31	-67.10	-184.41
6020 · Continuing Education	27.54	575.68	603.22	339.15	942.37
6021 · County Fees	272.95	5,699.74	5,972.69	0.00	5,972.69
6025 · Dues & Subscriptions	36.93	808.14	845.07	475.32	1,320.39
6033 · Insurance Property & Liability					
6033.3 · Physical Property Damage - Auto	99.10	2,074.39	2,173.49	1,220.47	3,393.96
Total 6033 · Insurance Property & Liability	99.10	2,074.39	2,173.49	1,220.47	3,393.96
6039 · Legal	26.67	558.33	585.00	1,084.50	1,669.50
6047 · Office Supplies	14.30	299.19	313.49	176.03	489.52
6056 · Postage	5.08	106.35	111.43	62.57	174.00
6065 · Miscellaneous Expense	0.00	0.00	0.00	0.00	0.00
Total 6000 · Administrative Expenses	489.44	19,635.39	20,124.83	7,376.16	27,500.99
7000 · Ops & Maintenance Expenses					
7010 · Pumps & Lines Maintenance					
7011 · Pumps & Lines Maintenance	-3,852.62	-107,182.99	-111,035.61	-30,050.75	-141,086.36
7013 · Emergency Line Repair	0.00	13,187.93	13,187.93	13,149.40	26,337.33
Total 7010 · Pumps & Lines Maintenance	-3,852.62	-93,995.06	-97,847.68	-16,901.35	-114,749.03
7020 · Main Plant Maintenance					
7021 · Plant Maintenance Supplies	0.00	2,423.81	2,423.81	1,426.56	3,850.37
7022 · Plant Maint. Parts & Service	2,359.52	2,668.12	5,027.64	2,959.73	7,987.37

Sanitary Distr. No.5 of Marin Co.
Zone Report
April 2022

05/12/22

	Paradise ... (Tiburon)	Tiburon - Ot... (Tiburon)	Total Tiburon	Belvedere	TOTAL
7023 · Janitorial Supplies & Service	0.00	342.91	342.91	201.81	544.72
7024 · Main Plant Chemicals	0.00	8,700.23	8,700.23	5,119.49	13,819.72
7025 · Lab Supplies & Chemicals	0.00	525.56	525.56	309.04	834.60
7027 · Electrical & Instrument	0.00	14,810.27	14,810.27	8,716.76	23,527.03
7029 · Main Plant Sludge Disposal	0.00	1,910.64	1,910.64	1,124.52	3,035.16
Total 7020 · Main Plant Maintenance	2,359.52	31,381.54	33,741.06	19,857.91	53,598.97
7040 · Paradise Cove Plant Maint					
7041 · Paradise Parts & Service	-8,754.62	131.42	-8,623.20	0.00	-8,623.20
7042 · Paradise Supplies & Chemicals	267.10	0.00	267.10	0.00	267.10
7043 · Paradise Sludge Disposal	2,020.00	0.00	2,020.00	0.00	2,020.00
Total 7040 · Paradise Cove Plant Maint	-6,467.52	131.42	-6,336.10	0.00	-6,336.10
7050 · Monitoring					
7051 · Main Plant Lab Monitoring	0.00	2,037.31	2,037.31	1,199.09	3,236.40
7052 · Paradise Cove Monitoring	1,003.65	0.00	1,003.65	0.00	1,003.65
7053 · Chronic Toxicity	555.00	0.00	555.00	0.00	555.00
Total 7050 · Monitoring	1,558.65	2,037.31	3,595.96	1,199.09	4,795.05
7060 · Permits/Fees					
7062 · Permits/Fees - General	0.00	247.66	247.66	132.34	380.00
7060 · Permits/Fees - Other	0.00	-77.23	-77.23	77.23	0.00
Total 7060 · Permits/Fees	0.00	170.43	170.43	209.57	380.00
7070 · Truck Maintenance					
7071 · Fuel	0.00	0.00	0.00	0.00	0.00
7072 · Maintenance	150.01	-5,480.74	-5,330.73	-3,226.42	-8,557.15
Total 7070 · Truck Maintenance	150.01	-5,480.74	-5,330.73	-3,226.42	-8,557.15
Total 7000 · Ops & Maintenance Expenses	-6,251.96	-65,755.10	-72,007.06	1,138.80	-70,868.26
8000 · Salaries and Benefits Expenses					
8001 · Salaries	3,023.23	70,055.27	73,078.50	37,231.20	110,309.70
8003 · Overtime	472.58	9,891.70	10,364.28	5,819.79	16,184.07
8004 · Standby Pay	248.96	5,211.03	5,459.99	3,065.91	8,525.90
8005 · Employee Incentives	77.70	1,843.80	1,921.50	1,078.50	3,000.00
8007 · Voluntary Deductions	0.00	-100.00	-100.00	0.00	-100.00
8008 · Deferred Comp 457	0.00	-400.00	-400.00	0.00	-400.00
8013 · Payroll Taxes	1,147.13	-5,853.46	-4,706.33	14,127.01	9,420.68
8015 · Payroll/Bank Fees	14.35	300.41	314.76	176.75	491.51
8019 · PERS Retirement					
8019.05 · PERS Retirement	914.12	19,134.11	20,048.23	11,257.56	31,305.79
8019 · PERS Retirement - Other	0.00	0.00	0.00	0.00	0.00
Total 8019 · PERS Retirement	914.12	19,134.11	20,048.23	11,257.56	31,305.79
8020 · Employee Health					
8020.05 · Employee Health	481.32	10,074.74	10,556.06	5,927.50	16,483.56
8021 · Employee Health Deductions	-5.64	-117.88	-123.52	-69.36	-192.88
Total 8020 · Employee Health	475.68	9,956.86	10,432.54	5,858.14	16,290.68
8022 · Retiree Health					
8022.05 · Retiree Health	31.03	649.34	680.37	382.04	1,062.41
Total 8022 · Retiree Health	31.03	649.34	680.37	382.04	1,062.41
Total 8000 · Salaries and Benefits Expenses	6,404.78	110,689.06	117,093.84	78,996.90	196,090.74
8500 · Other Operating Expenses					
8510 · Data/Alarms/IT Supp & Licensing	762.05	7,571.92	8,333.97	5,385.91	13,719.88
8515 · Safety	27.61	577.96	605.57	340.04	945.61
8520 · Personal Protection/Safety Wear	12.86	269.12	281.98	158.34	440.32
8530 · Telephone					
8531 · Main Plant Telephones	0.00	387.81	387.81	228.16	615.97
8532 · Paradise Cove Telephones	536.81	0.00	536.81	0.00	536.81
8533 · Pumps & Lines Telephones	43.27	314.01	357.28	35.00	392.28
Total 8530 · Telephone	580.08	701.82	1,281.90	263.16	1,545.06

Sanitary Distr. No.5 of Marin Co.
Zone Report
April 2022

	Paradise ... (Tiburon)	Tiburon - Ot... (Tiburon)	Total Tiburon	Belvedere	TOTAL
8540 · Utilities					
8542 · Main Plant Utilities	0.00	9,105.82	9,105.82	5,359.35	14,465.17
8543 · Paradise Cove Utilities	2,052.23	0.00	2,052.23	0.00	2,052.23
8544 · Pump Station Utilities	288.80	2,002.46	2,291.26	1,369.12	3,660.38
Total 8540 · Utilities	<u>2,341.03</u>	<u>11,108.28</u>	<u>13,449.31</u>	<u>6,728.47</u>	<u>20,177.78</u>
Total 8500 · Other Operating Expenses	<u>3,723.63</u>	<u>20,229.10</u>	<u>23,952.73</u>	<u>12,875.92</u>	<u>36,828.65</u>
Total Expense	<u>4,365.89</u>	<u>84,798.45</u>	<u>89,164.34</u>	<u>100,387.78</u>	<u>189,552.12</u>
Net Ordinary Income	69,513.76	1,432,940.35	1,502,454.11	861,147.07	2,363,601.18
Other Income/Expense					
Other Expense					
9100 · Capital Expenditures					
9200 · Main Plant Equipment Capital					
9202 · M.P. Drainage					
9202.2 · Load-out & Filtering	0.00	278.11	278.11	163.69	441.80
Total 9202 · M.P. Drainage	<u>0.00</u>	<u>278.11</u>	<u>278.11</u>	<u>163.69</u>	<u>441.80</u>
9204 · M.P. Boiler Replacement	0.00	0.00	0.00	0.00	0.00
9208 · M.P. Chemical Feed Pump Rplcmnt	0.00	-1,111.33	-1,111.33	-654.09	-1,765.42
9218 · Generator Control Panel	0.00	0.00	0.00	0.00	0.00
9219 · Cl2 Flash Mixer	0.00	5,402.37	5,402.37	3,179.63	8,582.00
Total 9200 · Main Plant Equipment Capital	<u>0.00</u>	<u>4,569.15</u>	<u>4,569.15</u>	<u>2,689.23</u>	<u>7,258.38</u>
9300 · Pumps & Lines Capital					
9306 · PS Pump & Valve Replacements	0.00	9,383.35	9,383.35	-56,460.20	-47,076.85
9310 · BPS Communication Project	0.00	0.00	0.00	2,890.47	2,890.47
9313 · Manholes/Rodholes	0.00	9,030.00	9,030.00	9,030.00	18,060.00
9314 · Portable Emergency Generators	0.00	0.00	0.00	0.00	0.00
Total 9300 · Pumps & Lines Capital	<u>0.00</u>	<u>18,413.35</u>	<u>18,413.35</u>	<u>-44,539.73</u>	<u>-26,126.38</u>
9400 · Paradise Cove Capital					
9403 · P.C. Communication Upgrades					
9403.1 · Cellular	0.00	5,648.00	5,648.00	0.00	5,648.00
9403 · P.C. Communication Upgrades - O...	7,781.00	0.00	7,781.00	0.00	7,781.00
Total 9403 · P.C. Communication Upgrades	<u>7,781.00</u>	<u>5,648.00</u>	<u>13,429.00</u>	<u>0.00</u>	<u>13,429.00</u>
Total 9400 · Paradise Cove Capital	<u>7,781.00</u>	<u>5,648.00</u>	<u>13,429.00</u>	<u>0.00</u>	<u>13,429.00</u>
9500 · Undesignated Capital					
9510 · Undesignated Cap - M.P.	0.00	11,315.89	11,315.89	6,660.11	17,976.00
9530 · Undesignated Cap - P & L	0.00	89,785.00	89,785.00	47,076.85	136,861.85
Total 9500 · Undesignated Capital	<u>0.00</u>	<u>101,100.89</u>	<u>101,100.89</u>	<u>53,736.96</u>	<u>154,837.85</u>
Total 9100 · Capital Expenditures	<u>7,781.00</u>	<u>129,731.39</u>	<u>137,512.39</u>	<u>11,886.46</u>	<u>149,398.85</u>
Total Other Expense	<u>7,781.00</u>	<u>129,731.39</u>	<u>137,512.39</u>	<u>11,886.46</u>	<u>149,398.85</u>
Net Other Income	<u>-7,781.00</u>	<u>-129,731.39</u>	<u>-137,512.39</u>	<u>-11,886.46</u>	<u>-149,398.85</u>
Net Income	<u>61,732.76</u>	<u>1,303,208.96</u>	<u>1,364,941.72</u>	<u>849,260.61</u>	<u>2,214,202.33</u>

Sanitary Distr. No.5 of Marin Co.
Monthly O.T. Report
April 2022

05/12/22

Accrual Basis

Type	Date	Num	Name	Memo	Amount	Balance
Alvarez, Joel						
Check	04/15/22	112	Alvarez, Joel	0.00 Hrs. O.T. @ 1.5x, pro-rated reimbursement from 1.5.2022	53.03	53.03
Check	04/15/22	112	Alvarez, Joel	0.00 Hrs. O.T. @ 2.0x, pro-rated reimbursement from 1.5.2022	47.14	100.17
Total Alvarez, Joel					100.17	100.17
Balf, Abigail						
Check	04/29/22	127	Balf, Abigail	1.50 Hrs. O.T. @ 1.5x	82.13	82.13
Total Balf, Abigail					82.13	82.13
Bilsborough, Chad						
Check	04/15/22	114	Bilsborough, Chad	19.0 Hrs O.T. @ 1.5x	1,327.53	1,327.53
Check	04/15/22	114	Bilsborough, Chad	2.00 Hrs. O.T. @ 2.0x	186.32	1,513.85
Check	04/15/22	115	Bilsborough, Chad	00.00 Hrs O.T. @ 1.5x	457.90	1,971.75
Check	04/15/22	115	Bilsborough, Chad	00.00 Hrs. O.T. @ 2.0x	99.59	2,071.34
Check	04/29/22	128	Bilsborough, Chad	43.0 Hrs O.T. @ 1.5x	3,004.41	5,075.75
Check	04/29/22	128	Bilsborough, Chad	1.00 Hrs. O.T. @ 2.0x	93.16	5,168.91
Total Bilsborough, Chad					5,168.91	5,168.91
Cottrell, Rulon						
Check	04/15/22	117	Cottrell, Rulon	29.00 Hrs. O.T. @ 1.5x	2,850.99	2,850.99
Check	04/15/22	117	Cottrell, Rulon	9.50 Hrs. O.T. @ 2.0x	1,245.26	4,096.25
Check	04/15/22	118	Cottrell, Rulon	00.00 Hrs. O.T. @ 1.5x	754.13	4,850.38
Check	04/29/22	130	Cottrell, Rulon	20.00 Hrs. O.T. @ 1.5x	1,966.20	6,816.58
Check	04/29/22	130	Cottrell, Rulon	1.00 Hrs. O.T. @ 2.0x	131.08	6,947.66
Total Cottrell, Rulon					6,947.66	6,947.66
Dohrmann, Robin						
Check	04/29/22	131	Dohrmann, Robin	15.50 Hrs. O.T. @ 1.5x	1,382.21	1,382.21
Check	04/29/22	131	Dohrmann, Robin	3.25 Hrs. O.T. @ 2.0x	386.43	1,768.64
Total Dohrmann, Robin					1,768.64	1,768.64
La Torre, Daniel P.						
Check	04/15/22	121	La Torre, Daniel P.	00.00 Hrs. O.T. @ 1.5x	82.81	82.81
Check	04/29/22	132	La Torre, Daniel P.	20.00 Hrs. O.T. @ 1.5x	178.35	261.16
Check	04/29/22	132	La Torre, Daniel P.	2.00 Hrs. O.T. @ 2.0x	237.80	498.96
Total La Torre, Daniel P.					498.96	498.96
Rosser, John						
Check	04/15/22	122	Rosser, John	2.00 Hrs. @ 1.5x	161.76	161.76
Check	04/15/22	122	Rosser, John	2.00 Hrs. O.T. @ 2.0x	215.68	377.44
Total Rosser, John					377.44	377.44
Triola, Joseph						
Check	04/15/22	224	Triola, Joseph	7.00 Hrs. O.T. @ 1.5x	566.16	566.16
Check	04/15/22	224	Triola, Joseph	2.00 Hrs. O.T. @ 2.0x	215.68	781.84
Check	04/29/22	136	Triola, Joseph	3.00 Hrs. O.T. @ 1.5x	242.64	1,024.48
Check	04/29/22	136	Triola, Joseph	2.00 Hrs. O.T. @ 2.0x	215.68	1,240.16
Total Triola, Joseph					1,240.16	1,240.16
TOTAL					16,184.07	16,184.07

Sanitary District No. 5 of Marin County



District Management Report

April 2022

Contents:

- Transmittal Memo
- Financial/Budgetary
- HR & Personnel
- Business Administration
- Collection System Performance
- Treatment Plant Performance – Paradise Cove
- Treatment Plant Performance – Main Plant
- Pollution Prevention Activities
- Continuing Education & Safety Training
- Capital Improvement Projects

Transmittal Memo

Date: May 19, 2022
To: Board of Directors
From: Tony Rubio, District Manager/ Chief Plant Operator
Subject: Management Report for April 2022

Fiscal Status

Period Covered: July 1, 2021 –April 30, 2022
Percent of Fiscal Year: 83%
Percent of Budgeted Income to Date: 109%
Percent of Budgeted Expenditures to Date: 80.7% (operating only)

Personnel

Separations: None
New Hires: None
Promotions: None
Recruitment Activities: 2

Regulatory Compliance

MP Collection System WDR Compliance: Full Compliance with all regulations
PC Collection System WDR Compliance: Full Compliance with all regulations
MP NPDES Permit Compliance: Full Compliance with all regulations
PC NPDES Permit Compliance: Full Compliance with all regulations
BAAQMD Compliance: Full Compliance with all regulations
Significant Comments: None

Summary of Operational Highlights are on the following pages.

Significant Events for the Month of April 2022 Include:

Financial/Budgetary/Business Administration

- 2022/2023 Preliminary Budget Approved.
- Phase 1 of sewer rate study with HF&H completed- will begin phase II in August
- Board and committee meetings will continue to be held virtually in compliance with AB361 and status of need will be reviewed every month.
- Consideration of paying down CERBT liabilities work continued.
- Strategic Plan Updated.
- CalPERS ending June 30, 2020 actuarial report for SD5 Classic Formula indicates a UAL of \$357,019 mainly attributed due to the 4.7% percent investment return of 2019-2020. 2020-2021 Investment return was 21.3% thus cancelling out the UAL identified on the June 30, 2020 actuarial report.

HR and Personnel

- Work on successor MOU continues- tentative agreement in the works- HR working on language updates to MOU.
- Recruitment of Part Time administrative assistant and Operator In Training underway- interviews conducted and offers of employment sent to best candidates.

Continuing Education and Safety Training.

- Work with DKF solutions on District safety program updates on going-, Hazard Communication Policy completed.
- SSO Response Training.

Collection System Performance

Main Plant Tiburon/Belvedere:

- Submitted No spill report for the month of March to RWQCB on CIWQS
- Pilot project began in collection system- on going- back on to reassess H2s levels. Benchmarking
- 14 Miles of sewer line have been cleaned in the past two years (scheduled work only) 28 total miles of gravity pipeline in District service area. Please note many pipe segments are new and do not require as frequent of cleaning.

Paradise Cove:

- Submitted No Spill report for month of March to RWQCB on CIWQS

Treatment Plant Performance

Paradise Cove:

- Submitted 1st Quarter SMR and DMR to the RWQCB on CIWQS
- Began training Operations Superintendent on reporting requirements and submitting reports on CIWQS (part of our succession planning)
-

Main Plant:

- Submitted March 2022 and Monthly SMR and DMR to the RWQCB on CIWQS
- Began training Operations Superintendent on reporting requirements and submitting reports on CIWQS (part of our succession planning)

Pollution Prevention Activities

- Remote meetings with P2 Group

Capital Improvement Projects

- Digester Cleaning and Piping replacement project RFP received from HDR
- Wet weather sedimentation tank requires concrete repairs- discovered during maintenance inspection of tank- currently working receiving quotes for temporary repairs and will be getting opinion from PolyChem (flight and chain mfg) about recommended repair options.
- 2022 Sewer Rehab bid documents nearly complete should be receiving completed set in at end of the month.
- Plant drains rehabilitation project nearly complete.

Glossary of Terms

- **B.O.D. (Biochemical Oxygen Demand):** Measurement of the effluent's capacity to consume dissolved oxygen to stabilize all remaining organic matter. The permit limits for our effluent for discharge into San Francisco bay require that we remove 85% influent B.O.D. and meet a weekly average of less than 45mg/l and a monthly average of less than 30 mg/l B.O.D.
- **TSS (Total Suspended Solids):** Measurement of suspended solids in the effluent. Our permit requires that we remove at least 85% of the influent TSS and that the effluent limit is less than 45 mg/l as a weekly average and less than 30 mg/l as a monthly average.
- **Chlorine Residual:** The plant effluent is disinfected with hypochlorite (chlorine "bleach") and then the residual chlorine is neutralized with sodium bisulfite to protect the bay. The effluent chlorine residual limit is 0.0 mg/l which we monitor continuously.
- **pH:** pH is a measurement of acidity with pH 7.0 being neutral and higher pH values being basic and lower pH values being acidic. Our permit effluent pH must stay within the range of 6.0-9.0, which we monitor continuously.
- **Coliform:** Coliform bacteria are the indicator organism for determination of the efficiency of the disinfection process. The lab culture samples of our effluent and the presence of coliform is an indication that pathogenic organisms may be present. This is reported as MPN/100 (number of coliform bacteria in 100 milliliters sample).
- **Flow Through Bioassay:** A 96 hour test in which we test the toxicity of our effluent to tiny fish (sticklebacks) in a flow through tank to determine the survivability under continuous exposure to our effluent. Our permit requires that we maintain a 90th percentile survival of at least 70% and an 11 sample median survival of at least 90%. In layman's terms, this means that out of the last 11 samples only one bioassay may fall below 70% survival and the middle value when all 11 samples are placed in numerical order must be at least 90%.
- **Metals Analysis:** Our permit requires that we analyze our effluent for many different metals on a monthly basis. We have permit limits for some metals. The metals are stated as a daily max and a monthly average limit. The daily max limit is the number we cannot exceed on any sample and the monthly average applies to all samples collected in any month. (although usually we are only required to take one).
- **F.O.G. (Fats, oils and grease):** Quarterly we are required to monitor our effluent for Fats, Oils and Grease.

Glossary of terms continued...

- **Headworks:** The point where all raw wastewater enters the treatment plant. In this building wastewater goes through 3 grinders to grind up all large objects that could possibly damage our influent and sludge pumps further down the treatment process.
- **Primary Sedimentation:** The next treatment process is a physical treatment process where solids that settle or float are removed and sent to the digesters for further processing.
- **Activated Sludge:** Next is the activate sludge process. This process is a biological wastewater treatment process that uses microorganisms to speed up the decomposition of wastes. When activated sludge is added to wastewater, the microorganisms feed and grow on waste particles in the wastewater. As the organisms grow and reproduce, more and more waste is removed, leaving the wastewater partially cleaned. To function efficiently, the mass of organisms needs a steady balance of food and oxygen. These tasks are closely monitored by the operations staff.
- **Secondary Clarification:** Next is secondary clarification, like primary sedimentation/clarification, this also is a physical treatment process where solids that settle or float are removed and sent to the next treatment process. The difference between Secondary Clarification and primary sedimentation is that the solids removed from the secondary clarifiers goes to 2 places. Some goes to waste to the DAFT and some goes back to the activated sludge process for further treatment. (*Microorganisms must be returned to the activated sludge process to keep an equal balance of food and microorganisms*).
- **DAFT (dissolved air floatation thickener):** Next is the DAFT. The dissolved air floatation thickening process uses air bubbles to thicken WAS(waste active sludge) solids removed from the secondary clarifier, by floating solids to the tank surface, where they are removed and sent to the digesters for final processing.
- **Sludge Digestion:** In the anaerobic digestion process, all the organic material removed from the primary sedimentation tanks and DAFT's are digested by anaerobic bacteria. The end products are methane, carbon dioxide, water and neutralized organic matter.
- **Solids Handling:** This is the process where all the neutralized sludge from the digester is finally treated. Sludge from the digester is pumped to the screw press where it is conditioned with a polymer (chemical that reacts with the sludge to remove the water from the sludge and bind the sludge particles together) in order to dewater the sludge and produce a dry cake for final disposal to the Redwood landfill.

Glossary of terms continued...

- **Disinfection:** This is the end point for the wastewater- at this point wastewater flows through the chlorine contact tank. This contact tank allows for enough contact time for chlorine solution to disinfect the wastewater. Sodium bisulfite is introduced at the end of the tank to neutralize any residual chlorine to protect the bay.
- **MLSS (mixed liquor suspended solids):** Suspended solids in the mixed liquor of an aeration tank measured in mg/l
- **MCRT (mean cell resident time):** An expression of the average time that a microorganism will spend in the activated sludge process.
- **SVI (sludge volume index):** This is a calculation used to indicate the settling ability of activated sludge in the secondary clarifier.
- **RAS (return activated sludge):** The purpose of returning activated sludge, is to maintain a sufficient concentration of activated sludge in the aeration tank.
- **WAS (waste activated sludge):** To maintain a stable process, the amount of solids added each day to the activated sludge process are removed as WAS. We track this by our MCRT which averages 3 days
- **TWAS (thickened waste activated sludge):** The WAS is thickened in the DAFT and the thickened sludge is then pumped to the digester.
- **MPN (most probable number):** Concentrations of total coliform bacteria are reported as the most probable number. The MPN is not the absolute count of the bacteria but a statistical estimate of their concentration.
- **Bio-solids:** Anaerobic digested sludge is pumped to a screw press where excess water is removed to reduce the volume (and weight) thus producing an end result called bio-solids.
- **Polymer:** Organic polymers are added to digested sludge to bring out the formation of larger particles by bridging to improve processing.

Wastewater Acronyms

ACWA	Assoc of California Water Agencies	APWA	American Public Works Association
AWWA	American Water Works Association	BAAQMD	Bay Area Air Quality Management District
BACWA	Bay Area Clean Water Agencies	BAPPG:	Bay Area Pollution Prevention Group
CASA	California Association of Sanitation Agencies	CSDA	California Special Districts Association
CSRMA:	California Sanitation Risk Management Authority	CAAQS	California Ambient Air Quality Standard
CalARP	California Accidental Release Prevention Program	CARB	California Air Resources Board
CDO	Cease and Desist Order	CECs	Constituents of Emerging Concern
CEQA	California Environmental Quality Act	CIWQS	California Integrated Water Quality System
CFR	Code of Federal Regulations	CMOM	Capacity, Management, Operation and Maintenance
CIWMB	California Integrated Waste Management Board	CPUC	California Public Utilities Commission
CSO	Combined Sewer Overflow	CTR	California Toxics Rule
CWA	Clean Water Act	CWAP	Clean Water Action Plan
CWARA	Clean Water Authority Restoration Act	CWEA	California Water Environment Association
DHS	Dept of Health Services	DTSC	Dept of Toxic Substances Control
EBEP	Enclosed Bays and Estuaries Plan	EDW	Effluent Dominated Water body
EIS/EIR	Environmental Impact Statement/Report	EPA	Environmental Protection Agency
ERAF	Educational Reserve Augmentation Fund	ESMP	Electronic Self-Monitoring Report
FOG	Fats, Oils and Grease	GASB	Government Accounting Standards Board
ISWP	Inland Surface Waters Plan	JPA	Joint Powers Authority
LAFCO	Local Agency Formation Commission	LOCC	League of California Cities
MACT	Maximum Achievable Control Technology (air controls)	MCL	Maximum Contaminant Level
MMP	Mandatory Minimum Penalty	MOU	Memorandum of Understanding
MUN	Municipal Drinking Water Use	NACWA	National Association of Clean Water Agencies
NGOs	Non Governmental Organizations	NOX	Nitrogen Oxides
NPDES	Nat'l Pollutant Discharge Elimination System	NRDC	Natural Resources Defense Council
NTR	National Toxics Rule	OWP:	Office of Water Programs
OSHA:	Occupational Safety and Health Administration	PCBs	Poly Chlorinated Biphenyls
POTWs	Publicly Owned Treatment Works	PPCPs	Pharmaceutical and personal Care Products
QA/QC	Quality Assurance / Quality Control	Region	IX Western Region of EPA (CA, AZ, NV & HI)
RFP	Request For Proposals	RMP	Risk Management Program
RFQ	Request For Qualifications	RWQCB	Regional Water Quality Control Board
SEP	Supplementary Environmental Projects	SIP	State Implementation Policy (CTR/NTR criteria)
SFEI:	San Francisco Estuary Institute	SRF	State Revolving Fund
SSO	Sanitary Sewer Overflow	SSMP	Sewer System Management Plan
SWRCB	State Water Resources Control Board	TMDL	Total Maximum Daily Load
WDR	Waste Discharge Requirements	WEF	Water Environment Federation
WERF	Water Environment Research Foundation	WET	Whole Effluent Toxicity or Waste Extraction Test
WMI	Watershed Management Initiative	WRFP	Water Recycling Funding Program
WRDA	Water Resource Development Act	WWTP	Wastewater Treatment Plant
WQBEL	Water Quality Based Effluent Limitation Agency	WWWIFA	Water and Wastewater Infrastructure Financing

Agenda – Notes of Explanation
Sanitary District No. 5 Regular Board Meeting
May 19, 2022

Review and accept HDR Proposal for Main Plant Digester Rehabilitation Project and authorize District Manager to enter into Professional Services Agreement with HDR for engineering services regarding the MP Digester Rehabilitation Project.

STAFF REPORT:

The Main Plant has two digesters in service that require cleaning and rehabilitation work of the covers. Mix pumps will need to be replaced along with some valves and piping that are showing signs of corrosion.

The primary digester has a fixed cover and the secondary digester has a floating cover. The primary digester capacity has 123,000 gallons and the smaller secondary digester has a 78,000 gallon capacity.

The secondary digester was last taken out of service and cleaned in 2014 during the District's Main Plant Rehabilitation Project and the floating cover was removed and rehabbed at that time.

The primary digester was last taken out of service and cleaned in 2009 during the replacement of the floating cover project in which the District decided to install a new fixed cover for the primary.

The primary digester is showing signs of excess grit in the tank, it is typical to clean digesters every 10 years or so. The secondary digester has a main supernatant line that is blocked at the point of entry to the tank (struvite suspected) and a secondary supernatant line that is partially blocked. Due to the fact the treatment plant grinds its influent wastewater stream and does not have grit removal or fine screening- all of the inert matter that would typically be removed from the influent stream ends up in the digesters which in turn requires more frequent cleaning/digester shutdowns.

Due to the scope of this work, we have issued a request for proposal for assistance with this project. HDR has submitted a proposal and it is attached for review. HDR has been diligent in assisting the District with several other recent projects- Bio-Solids Master Plan, Energy Alternatives (solar) study, Collection System Master Plan and most recently a staffing evaluation.

HDR staff performed about a half day walkthrough with staff to understand the scope of the work required and things that may require attention or at least engineering expertise during the actual shutdown/inspection of the digesters and the proposal addresses those items.

FISCAL IMPACT:

A not to exceed \$126,705 for Tasks 1-3 (minus the Optional Condition Assessment sub task 2.5) Construction management and engineering services will be visited at a later date.

We currently have \$700K budgeted for the entire scope of the project. The District has already placed an order for two digester mix pumps- totaling \$62,230, there is some boiler retubing work that will cost \$34,315 and the District will also be ordering around 2 dozen plug valves to replace valves that were not replaced during the main plant rehab project. Those costs have not been finalized yet.

CEQA (California Environmental Quality Act)

Exempt

Recommendation:

Approve HDR Proposal and Authorize District Manger to Enter into a professional services agreement with HDR for the Digester Cleaning and Rehabilitation Project.




Tony Rubio, District Manager

ATTACHMENT:

HDR Digester Cleaning and Rehabilitation Project.

April 29,
2022



Proposal
**Digester Cleaning and
Rehabilitation Project**





April 27, 2022

Mr. Tony Rubio, District Manager
Sanitary District No. 5 of Marin County
P.O. Box 227 / 2001 Paradise Drive
Tiburon, CA 94920

RE: HDR's Proposal for Digester Cleaning and Rehabilitation Project

Dear Mr. Rubio:

HDR is pleased to present our proposal to assist Sanitary District No. 5 of Marin County (District) with providing project design, contract bid specifications, and contract management of your upcoming digester cleaning and rehabilitation project.

HDR brings proven experience with both the District and with past similar digester cleaning and rehabilitation projects. Recent projects for the District include the (1) Biosolids Management and Future Biosolids Master Plan; (2) Collection System Master Plan; and (3) Alternative Energy Study. Similar digester cleaning and rehabilitation projects completed by our team include Camarillo Sanitary District, City of Midland, Charlotte Water, and City of Boise.

Mike Falk will serve as your project manager. Under his guidance, the project team will enjoy a cooperative, synergistic working relationship that will benefit the District through efficient design and optimal solutions. He will employ the same project management skills used on past projects where he kept the team on schedule and budget while keeping clients fully informed as to project status. Through kick-off and workshop meetings, open communication, and budget and schedule tracking, his management style leads to a "no surprises" design and extremely low change orders. He understands the importance of communication, not only with outside agencies, but also with internal staff at the District. Mike also has extensive expertise with construction sequencing and keeping wastewater treatment plants operational during construction. By selecting Mike as your project manager, the District will be assured of responsiveness, accurate cost estimates, budget management, schedule control, and a quality project.

Mike will be supported by a local team with expertise and long-term experience in wastewater treatment plant design and construction engineering. Scott Joslyn is especially important, as he was operations specialist during preparation of the District's biosolids master plan, as well as digester cleaning and rehabilitation projects for Camarillo Sanitary District and City of Midland.

Mr. Tony Rubio
April 27, 2022
Page 2

If you require any further information or have any questions regarding this proposal, please feel free to contact Mike at (916) 817-4916 or via email at Mike.Falk@hdrinc.com. We are excited about this opportunity to continue working collaboratively with the District on this project.

Sincerely,
HDR ENGINEERING, INC.

Handwritten signature of Holly L.L. Kennedy in black ink.

Holly L.L. Kennedy, PE (CA)
Senior Vice President

Handwritten signature of Michael W. Falk in blue ink.

Michael W. Falk, PE (CA)
Project Manager

MWF:pk/22-10340597

1. Project Team

Successful completion of any project requires technical competence and managerial skills in the assigned personnel, development of a thorough work plan, and understanding of the client’s needs. For your project, we have assembled a team of highly qualified and experienced professionals whose skills meet these requirements, and whose qualifications and responsibilities are tailored to your project objectives.

Current Composition of HDR’s Professional, Technical, and Support Staff

Founded in 1917, HDR has grown to a staff of more than 11,144 employee-owners located in over 200 offices worldwide. Table 1-1 shows the current composition of professional, technical, and support staff company wide. In Northern California, HDR maintains a professional staff of more than 500, of whom more than 100 specialize in water and wastewater engineering.

TABLE 1-1. COMPOSITION OF HDR STAFF	
Staff Type	Count
Administrative Support Workers	613
Executive/Senior Level Officials and Managers	40
First/Mid Level Officials and Managers	1,974
Laborers and Helpers	3
Professionals	7,164
Technicians	1,350
Total	11,144

Proposed Staff

Figure 1-1 shows the proposed staff for your project. Qualifications, experience, and time commitment of key staff follow this page. Resumes are included in the appendix.

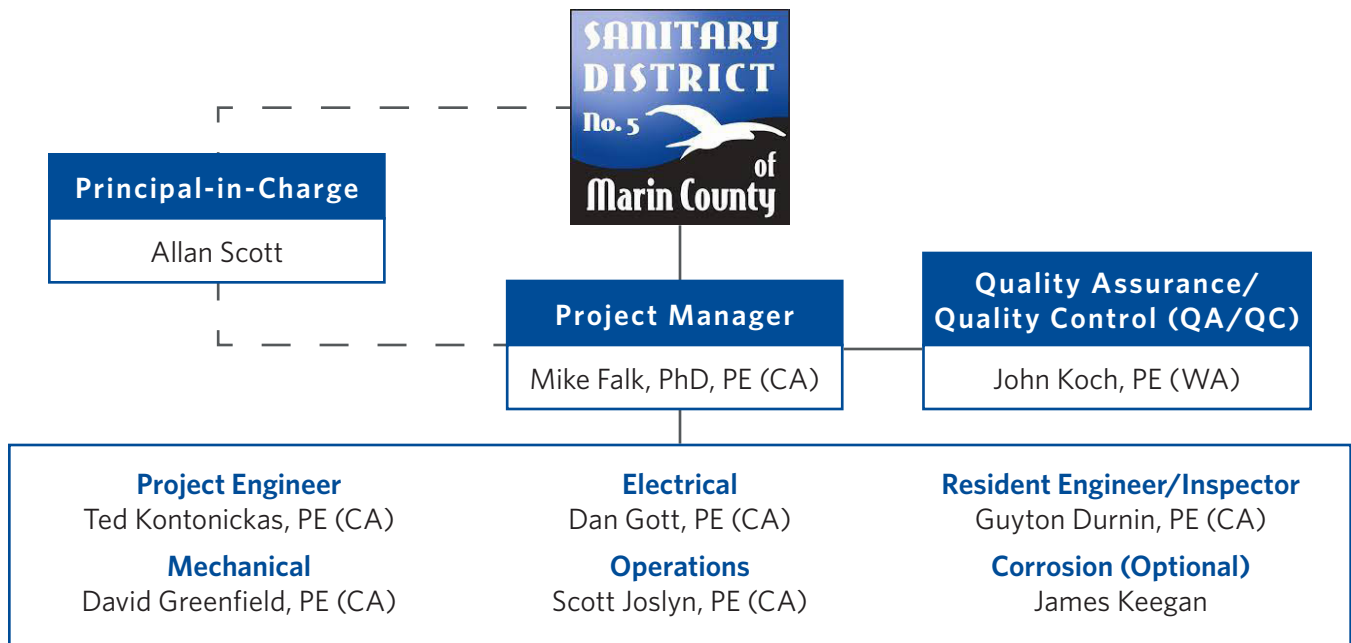


Figure 1-1. Project Team Organization



Mike Falk, PhD, PE (CA)

Project Manager

Related Qualifications and Experience

- More than 13 years of wastewater engineering experience.
- Project manager during preliminary design, detailed design, and engineering services during construction of concurrent improvement projects at Central Contra Costa Sanitary District's 55 mgd wastewater treatment plant, which include blower improvements, aeration basin diffuser replacement, seismic upgrades, and steam system improvements.
- HDR project manager for civil, process mechanical, structural, electrical, and process instrumentation preliminary design, final design, and engineering services during construction of primary sedimentation expansion and improvements at the wastewater treatment plant.

Amount of Project Involvement

- 30 to 40%



"I wanted to take the opportunity to thank your team for pulling together another great nutrient Group Annual Report. We really appreciate your team's commitment to continuous improvement, in how you look for ways to make each year's submittal more useful than the last. As always, this year's report is a product that we can be proud to share with the SF Bay Water Board."

*~ Lorien Fono, Executive Director
Bay Area Clean Water Agencies*



Ted Kontonickas, PE (CA)

Project Engineer

Related Qualifications and Experience

- More than 31 years of wastewater engineering experience
- Completed more than 50 wastewater treatment plant upgrade projects, 18 of which include digester upgrades
- Project manager during predesign and final design of digester piping improvements for the City of San Mateo's wastewater treatment plant.
- Project manager during predesign, detailed design, bidding, and engineering services during construction of Digester No. 1 mixing system improvements at the City of Watsonville's wastewater treatment facility.

Amount of Project Involvement

- 35 to 45%



"Ted Kontonickas has great communication skill. He has an ability to always get back with me and resolve the problem. He works within the budget and makes sure we stay within budget."

*~ Vaughn Fleischbein, Senior Civil Engineer
City of Folsom*



John Koch, PE (WA)
QA/QC

Related Qualifications and Experience

- More than 53 years of wastewater engineering experience.
- Project manager, project engineer, QA/QC reviewer, or technical advisor on more than 100 wastewater treatment plant projects.
- Involved in more than 25 new and rehabilitated digester projects, including the Charlotte Water, Johnson County Wastewater, City of Gillette, and City of Boise projects featured in Section 2 of this proposal.

Amount of Project Involvement

- 5 to 10%



“John Koch is very proactive, very conscientious, and very thorough.”

~ Dave Moss
Spokane County



David Greenfield, PE (CA)

Mechanical

Related Qualifications and Experience

- More than 19 years of wastewater engineering experience on more than 20 water and wastewater treatment plant projects.
- Mechanical design of digester piping improvements for the City of San Mateo.
- Project manager for predesign (including outage plan), detailed design, bidding, and engineering services during construction of biogas treatment system improvements at Dublin San Ramon Services District.
- Provided business case evaluation, preliminary design, detailed design, bidding, and engineering services during construction for improvements to the digester gas management system at the Regional San’s 181 mgd Sacramento Regional Wastewater Treatment Plant.

Amount of Project Involvement

- 20 to 30%



Dan Gott, PE (CA)
Electrical

Related Qualifications and Experience

- More than 29 years of experience as an electrical engineer for wastewater facilities.
- Electrical engineer on more than 40 wastewater treatment plant projects.
- Electrical design of digester piping improvements for the City of San Mateo’s wastewater treatment plant.
- Electrical engineer during design and construction of Digester No. 1 mixing system improvements at the City of Watsonville’s wastewater treatment facility.



“Don and I had a good experiences with HDR on the FOG project and would like to work you on future projects.”

~ Thomas Lam
City of Hayward



1. Project Team

Sanitary District No. 5 of Marin County | Digester Cleaning and Rehabilitation Project



Scott Joslyn, PE (CA)

Operations

Related Qualifications and Experience

- More than 31 years of operations/startup experience on more than 40 treatment plants, 24 of which included digester cleaning, rehabilitation, and upgrades.
- Certified Grade V wastewater treatment plant operator.
- Operations specialist during virtually identical digester cleaning and rehabilitation projects for Camarillo Sanitary District and City of Midland.
- Operations specialist during preparation of biosolids master plan for Sanitary District No 5 of Marin County.

Amount of Project Involvement

- 20 to 30%



"I've never had the pleasure of working with such a great consulting team before. I trust you to always look out for the District and have been very impressed with the work [Guyton], Scott, and now Shay are doing for us. Your professionalism is excellent and we look forward to you continuing to help us in the future!"

*~ Hamid "Saeed" Parsa, Senior Engineer
Mountain House Community Services District*



Guyton Durnin, PE (CA)

Resident Engineer/Inspector

Related Qualifications and Experience

- More than 15 years of engineering and management experience on infrastructure projects, with a focus on water and wastewater.
- Resident engineer for Mountain House Community Services District's \$33 million Phase 3 Mountain House Water Reclamation Facility expansion, which involved digester upgrades.
- Resident engineer for a variety of energy and sustainability projects at West County Wastewater District's Water Quality Resource and Recovery Plant, which include new digesters.

Amount of Project Involvement

- 50 to 100%



Allan Scott

Principal-in-Charge

Related Qualifications and Experience

- More than 37 years of experience supporting water and wastewater utilities.
- Very familiar with Sanitary District No 5 of Marin County staff, having served as project manager for your collection system master plan.
- As principal-in-charge, he will make sure that the necessary HDR resources are available to the HDR project manager to carry out the project. In addition, Allan is available to the District's project manager as a second line of communication to HDR.

Amount of Project Involvement

- 5 to 10%



"Allan and his team have proved invaluable as we have put this program together and he has been a key contributor to our success in many ways. They have been very responsive and flexible, and consistently delivered the work promised."

*~ Bradley Rahrer
City and County of Honolulu*

2. Project Experience and References

Similar projects that HDR has been involved with in the past four years are provided below. They include project descriptions, reference information, value of the work (HDR's fee), and a summary of HDR's involvement.



City of Midland | Water Pollution Control Plant Expansion and Improvement

Reference: Mr. Cory Moose, Assistant Utilities Director, City of Midland, (432) 685-7937, cmoose@midlandtexas.gov

HDR's Fee: \$1,788,161

Project Dates: December 2016 to December 2020

HDR provided design, bidding, construction phase, and startup services for extensive rehabilitation throughout the water pollution control plant, which included digester rehabilitation, digester heating system, and primary clarifier effluent lines. The improvements included digester gas collection piping, methane and natural gas fired boilers, as well as electrical and SCADA upgrades.

HDR evaluated two existing cast-in-place concrete digesters that developed leaks, and both the interior and exterior surface were exposed to hydrogen sulfide attack and experienced frequent operating upsets due to ambient temperature fluctuations. A cost analysis was performed for the rehabilitation of the tanks versus a complete replacement. HDR provided recommendations for structural repairs to both the interior and exterior of the tank removal

of existing interior coating system and replacing with a new system and installation of an Exterior Finish Insulation System (EFIS). HDR was also responsible for the design upgrades and rehabilitation associated with the digester gas collection system sludge heating system as well as compressed air systems for biological processes and pump and valve operation, and coordinated the removal of two existing ram press screenings units and replacement with three new ram press units.

Prior to startup, HDR provided emergency support to services to recover digester from acid lock after overheating due to mechanical failure in heating system. HDR provided startup and operations assistance for rehabilitation of an existing anaerobic digester. The digester was taken out of service for cleaning and replacement of aging components.



2. Project Experience and References

Sanitary District No. 5 of Marin County | Digester Cleaning and Rehabilitation Project



Camarillo Sanitary District | Digester Cleaning

HDR developed a temporary solids management operating plan (high level) that can be implemented during the upcoming planned digester cleaning, condition assessment, and repair. HDR conducted a preliminary condition assessment of the exterior of the two digesters in 2020 and determined an estimated remaining useful life of five years. HDR developed recommendations for basic repairs of delaminated concrete, cracks, joints, and exposed rebar that can be performed by the cleaning contractor while on-site.

Reference: Mr. Darrin Carter, Water Reclamation Superintendent, Camarillo Sanitary District, (805) 383-5665, dcarter@cityofcamarillo.org

HDR's Fee: \$106,000

Project Dates: November 2021 to January 2022, March 2022 to August 2022



City of San Mateo | Digester Piping Improvements

HDR provided final design, bidding, and engineering services during construction of digester piping Improvements, which included adding an overflow pipe from Digester No. 1 to the sludge storage tank, adding foam suppression pump into pump manifold, and adding suction piping manifold for digested sludge pumps (to transfer sludge from digester to sludge storage tank).

HDR subsequently designed improvements to replace selected exposed and buried sludge piping between Digester No. 1, Digester No. 2, and the Digester Control Building. These existing digester piping was impacted by struvite, causing reduced flow and increased operations and maintenance (O&M). The replacement with smooth wall pipes will prevent future struvite deposition and allow for easier cleaning.

Reference: Mr. Dan Patten, Project Manager, City of San Mateo, (650) 522-7284, dpatten@cityofsanmateo.org

HDR Fee: \$84,005

Project Dates: March 2018 to Present



City of Watsonville | Digester No. 1 Mixing System at the Wastewater Treatment Facility

HDR provided design, bidding, and engineering services during construction for the repackaging of the previous HDR design in 2017, which included the new mixing system and pump for the digester for a base bid. The design included repairing cracks, adding Enduraflex coating for the Digester No. 1 roof, adding piping and valves to feed Digester No. 2 from the existing FOG system, and adding a mixing system for Digester No. 1 at the wastewater treatment facility.

Reference: Mr. Kurtis Cotton, Principal Engineer, City of Watsonville, (831) 768-3116, kurtis.cotten@cityofwatsonville.org

HDR's Fee: \$243,392

Project Dates: March to January 2018, June 2021 to May 2023



City of Gillette | Wastewater Facility Improvements

HDR provided preliminary design, final design, bidding, and construction phase services for improvements at the wastewater treatment plant, which included new septage receiving facility, primary digester cover replacement, ultraviolet (UV) disinfection, dewatering, waste activated sludge (WAS) thickening, underground piping and valves, electrical campus and building power, yard waste/compost/roads, and miscellaneous mechanical work.

Digester improvements included waste gas burner replacement, gas mixing blowers, relocation of blowers, new electrical for blowers, new lighting, and replacement of boiler unit, valves, pumps, and HVAC in digester/energy buildings.

Reference: Mr. Levi Jensen, Senior Civil Engineer, City of Gillette, (307) 687-2534, levij@gillettewy.gov

HDR's Fee: \$2,195,949

Project Dates: August 2020 to August 2023

City of Portland | Columbia Boulevard Wastewater Treatment Plant Digesters 1 and 2 Diffuser Replacement

The diffuser piping in Digesters 1 and 2 at Columbia Boulevard Wastewater Treatment Plant became corroded and needed to be replaced. HDR provided predesign, detailed design, bidding, engineering services during construction, and startup assistance for the recommended improvements, which included replacement of the valves associated with the diffuser piping in the digester pump house basement, piping between digester pump house and digesters, and piping inside the digesters.

Reference: Ms. Chris Selker, Project Manager, City of Portland, (503) 823-2482, chris.selker@portlandoregon.gov

HDR's Fee: \$69,208

Project Dates: March 2017 to August 2019

City of Helena | Digester Rehabilitation

HDR inspected and evaluated the existing structural and mechanical components of the secondary digester and provided preliminary design, final design, bidding, and construction phase services for the replacement of the failed digester cover and lining of the existing concrete structure. HDR inspected the digester basin, performed a LiDAR scan, and provided procurement documents for the city to purchase the digester cover. Project documents were provided for repair and lining of the concrete basin and exposed rebar, replacement of the existing digester cover with a new floating steel cover, new digester gas piping, and reconfiguration of the gas piping to match the West basin piping configuration.

Reference: Mr. Ryan Leland, Public Works Director, City of Helena, (406) 447-8433, rleland@helenamt.gov

HDR's Fee: \$402,413

Project Dates: January 2019 to July 2021



2. Project Experience and References

Sanitary District No. 5 of Marin County | Digester Cleaning and Rehabilitation Project



Charlotte Water | McAlpine Creek Digester Rehabilitation

HDR provided condition assessment, preliminary design, detailed design, bidding, and construction phase services for the rehabilitation of the digestion system complex at McAlpine Creek Wastewater Management Facility.

Processes and facilities that were evaluated included: Digester Control Building 1 and ancillary systems; Digester Nos. 1-4 (2 MG each); Digester Control Building 2 and ancillary systems; Digester Nos. 5-8 (2 MG each); Digester biogas conditioning facility and waste gas burners; digested sludge storage tank control building/pumping station and ancillary systems; and Digested Sludge Storage Tanks No. 1 and 2 (1.7 MG each) This condition assessment encompassed the boilers, hot water conditioning and pumping systems, digester mixers, heat exchangers, pumps, grinders, biogas compression, biogas safety components, biogas pipes/valves/blowers/flares, biogas conditioning equipment,

electrical gear, instruments, floating and concrete lids, mechanical/ architectural/ structural elements.

Improvements valued at \$10.1 million in construction cost were subsequently designed, and included: (1) replacement of Digested Sludge Storage Tank No. 1, digested sludge recirculation pumps, waste gas burners, media in biogas scrubber nos. 7-9, digester mixer nos. 5-8 oil piping, valves, boiler building, hot water circulation pumps and control valves, digester no. 4 access cover, carbon steel biogas piping and components, sump pump and trench drains, and biogas scrubber nos. 1-9; (2) replacement of rehabilitation of digester mixer no. 8; (3) modification of launder seal system; (4) upgrade of biogas traps and automate trap primer and digester mixer electrical and instrumentation; (5) repair/ replacement of digested sludge grinder; automation of digester nos. 5-8 emergency overflow trap primer; (6) digested sludge control building brick veneer improvements; and (7) coatings. The mixer, biogas piping, and underside of the cover, interior concrete, and brick and mortar down the corbel ledge needed to be cleaned and repaired

Reference: Mr. Kit Eller, Senior Project Manager, Charlotte Water, (704) 336-1031, keller@charlottenc.gov

HDR's Fee: \$1,640,340

Project Dates: July 2017 to March 2023



City of Kalispell | Secondary Digester Improvements

HDR evaluated improvements to the city's secondary digesters. The evaluation included condition assessment of the secondary digesters, gas piping, digested sludge pipe, and digester mixing/wasting pumps to develop alternatives for repair or replacement. Rehabilitation of the floating digester covers was recommended. The existing coatings were removed and new high performance protective coatings applied. In addition to design and bidding services, HDR also provided onsite construction observation. Construction services included inspection of surface preparation at coating hold points, dry film thickness measurements, holiday testing, and weld inspection.

Reference: Mr. Aaron Losing, Plant Manager, City of Kalispell, (406) 758-5070, alosing@kalispell.com

HDR's Fee: \$319,517

Project Dates: May 2016 to August 2022



Orange County Sanitation District | Digester Rehabilitation

HDR provided condition assessment, preliminary design, final design, bidding, and construction phase services for the rehabilitation improvement to Digesters C, D, F, and G, which included four high-rate mixing pumps, two sludge transfer pumps, four heat exchangers, associated heat exchanger piping, four heated sludge recirculation pumps, four hot water pumps, associated hot water piping, and the electrical and instrumentation systems associated with this equipment.

Reference: Mr. Andrew Brown, Engineer, Orange County Sanitation District, (714) 962-2411, abrown@ocsan.gov

HDR's Fee: \$210,608

Project Dates: March 2021 to December 2022

Charlotte Water | McDowell Creek Phase II Reliability Improvements

HDR performed a condition assessment, design, permitting assistance, bidding, and construction phase services for digester rehabilitation improvements that included replacing floating steel covers with concrete domes, replacing of mixing system with internal draft tube mixers, replacement of digester gas accessories, new internal piping inside digester, repair of digester concrete cracks and concrete, calcium aluminate overlay on walls and floor, and replacement of the pressure level elements, digester gas flow meters, electrical breaker box, guardrail, exhaust fans, built-up roofing, makeup air handler, mag meter to drying beds, digester gas sediment traps, methane analyzers, feed digester valve actuators, and sump pumps. The digester improvements allowed Digester 5 to be cleaned and inspected.

Reference: Mr. Chuck Cowherd, Senior Engineer, (704) 391-5101, ccowherd@charlottenc.gov

HDR's Fee: \$1,181,635

Project Dates: March 2017 to September 2021

Johnson County Wastewater | Tomahawk Creek Wastewater Treatment Facility, Improvements, Detailed Design

HDR provided preliminary design, final design, permitting, bidding, and construction phase services for \$230 million in modifications and improvements to the 19 mgd Tomahawk Creek Wastewater Treatment Facility, which included modifications to the existing digester complex. The mechanical systems associated with the digestion process (e.g., pumps, mixers, boilers) were old and beyond repair. The tank covers and concrete structures had corrosion damage, requiring replacement of the covers and repair of sections of the tank feed/overflow boxes.

Reference: Ms. Susan Pekarek, Chief Engineer, Johnson County Wastewater, (913) 715-8553, susan.pekarek@jcw.org

HDR's Fee: \$9,184,745

Project Dates: August 2013 to July 2018



2. Project Experience and References

Sanitary District No. 5 of Marin County | Digester Cleaning and Rehabilitation Project



City of Boise City | Digester Cleaning and Improvements

Reference: Mr. Tony Perreira, Project Manager, City of Boise, (208) 384-3799, aperreira@cityofboise.org

HDR's Fee: \$2,143,820

Project Dates: August 2015 to October 2019

HDR provided preliminary design, final design, bidding, and construction phase services for the expansion of anaerobic digestion process (adding 4th digester) at West Boise Water Renewal Facility. Evaluation during preliminary engineering included tank orientation (egg shape, tall slender, short squat), mixing types (linear motion, pumped mixing, single paddle type), heating methods (internal heating coils vs. external heat exchanger), and cover arrangement. After the decision was made to defer construction of a 4th digester, HDR developed design and specifications to allow parallel digester flow operation to allow Digester 3 to be removed from service for cleaning.

Digesters No. 1, 2, and 3 were upgraded to provide both series and parallel modes of operation. Design and construction of the modifications to the instrumentation and control system, piping, and valves were completed by HDR, which enabled parallel digester operation. Digesters No. 1 and 2 were cleaned and inspected in the

fall of 2017, and Digester No. 3 has not been cleaned since it was constructed in 2010.

To clean Digester No. 3, it was necessary to construct a drying bed area to allow for temporary storage of digested solids at the bottom of the digester cone area that are too thick to be dewatered through the existing belt filter press operation. Operation of the digestion process was changed to a 50/50 parallel flow operation to Digesters No. 1 and No. 2, allowing Digester No. 3 to be taken offline to complete the cleaning and condition assessment work effort. The digested solids from Digester No. 3 were cleaned out and were pumped and stored in the drying beds as part of the digester cleaning.

3. Scope of Work and Estimated Cost

Scope of Work/Assumptions

We have prepared the following scope of work and assumptions when developing our estimated cost for the delivery of design, bid package preparation, and contract management of the digester cleaning and rehabilitation project. We have identified optional tasks that we believe will add value to the District's project. Also included in this section is our proposed scope of work/assumptions and cost for construction phase services.

Task 1 – Information Review, Staff Interviews, and Equipment Inventory

The purpose of this task is to compile and review District-provided information and documents relevant to the digesters to gain a thorough understanding of existing operational mode, condition, issues, needs, and schedule required to take digesters out of service, including dewatering, while keeping one digester in service.

Subtask 1.1 – Kick-off Meeting and Staff Interviews

HDR will meet with the District management and operators to introduce the project team, collect background information, discuss the District's project goals and objectives, and establish lines of communications. The kick-off meeting will focus on getting the remaining issues on the table, discussing potential alternatives and resolutions, preparing a detailed and concise action plan, list of needed information and data, defined schedule, and list of participants with their assignments.

Following the kick-off meeting, HDR will tour the digestion facilities to collect additional details required to support the design effort.

It is assumed the kick-off meeting/site visit and staff interviews will be conducted on the same day. Up to three HDR team members will attend the meeting and interview staff. Up to eight hours for each team member has been budgeted for this subtask.

COVID-19 protocols to be followed for the in-person meeting and site visit, if still applicable.

Deliverables: Meeting agenda, minutes, action plan, and schedule.

Subtask 1.2 – Document and Data Review

HDR will review the following documents and data provided by the District and develop a draft sequence of work that will provide a foundation for the remainder of the project.

- Plant Operations Manual
- Schematics of digester piping from 1980s Carollo as-built drawings
- Operational dewatering capability by staff
- List of equipment and piping the District plans to purchase pre-bid due to long lead times.

Prior to the meeting, HDR will support an operations effort to optimize the dewatering process for maximum throughput to support developing some of the operational time requirements for dewatering a digester.

Subtask 1.3 – Project Plan (Optional)

Using information developed in Subtask 1.1 and feedback from Subtask 1.2, HDR will develop a project plan that includes schematics and schedule to outline the District's effort and contractor's effort to clean and improve the existing anaerobic digesters. The project plan will have operating sequences with schematic details which will enable the District to accomplish digester dewatering and facilitate the selected contractor in such a way that they can complete their digester cleaning and rehabilitation work on time. The plan will also outline accommodations for safety so responsibilities for specific work tasks are understood, District staff knows what needs to be done, and the design engineer knows what needs to be specified. This specific effort allows plant staff to help reduce project costs, as well as prevent the expensive



3. Scope of Work and Estimated Cost

Sanitary District No. 5 of Marin County | Digester Cleaning and Rehabilitation Project

problem of scope gap between the owner and cleaning contractor.

Specific information that needs to be developed and understood, especially roles and responsibilities, for the successful completion of the project includes:

- Early work repairs or improvements needed to enable project.
- Plan for operating dewatering to remove as much easy liquid material out of secondary digester. Options to investigate include twice per day roll off bin pickup and extending operating hours to accelerate timeline.
- Primary digester isolation, feeding, and dewatering plan to maintain process during secondary digester work.
- Plan for secondary digester gas purge and opening process required by digester cleaning contractor.
- Plan for secondary digester cleaning staging and digester cleaning operations by contractor.
- Plan for secondary digester inspection.
- Safe rehabilitation of pipes and valves on secondary digester and between primary and secondary digester.
- Inert gas purge and seed of secondary digester from primary digester to enable it to serve as main process digester during primary digester cleaning.
- Secondary digester isolation, feeding, and dewatering plan to maintain process during primary digester work. Plan needs to consider digester process control and loading to prevent acid lock of process with the potential for holding waste activated sludge (WAS) in a temporary aerobic digester or raw dewatering until anaerobic digestion capacity is restored.
- Plan for operating dewatering to remove as much easy liquid material out of primary digester. Options to investigate include twice per day roll off bin pickup and extending operating hours to accelerate timeline.
- Plan for primary digester gas purge and opening process required by digester cleaning contractor.

- Plan for primary digester cleaning staging and digester cleaning operations by the contractor.
- Plan for primary digester inspection.
- Safe rehabilitation of pipes and valves between on primary digester and between primary and secondary digester.
- Inert gas purge and seed of primary digester from secondary digester to enable it to resume process responsibility of digesting all the plant biosolids.
- Loading plan to consider digester process control to prevent acid lock of process while processing stored inventory of biosolids.

Deliverables: Project plan in PDF format.

Subtask 1.4 – Project Plan Adjustments and Training (Optional)

HDR will adapt the project plan for conditions after contractor bidding and notice to proceed. HDR will provide training on project plan and digester process control to maintain successful operations during project. It is assumed HDR's operations specialist will provide the training during a single site visit (up to eight hours). COVID-19 protocols will be followed for the site visit, if still applicable.

Deliverables: Conformed project plan and digester and dewatering process control training.

Task 2 - Project Design, Bid Package Preparation, and Contract Management

Subtask 2.1 – Draft and Final Bid Package and Schedule

HDR will prepare project design and bid package for the following improvements:

- Secondary Digester (sequenced first)
 - Secondary Digester taken out service and cleaned and inspected.
 - Anticipate that 2 to 4 feet of sludge will remain in secondary digester and contractor will have to dewater remaining and haul off site.
 - Digester cover and pipelines to digester to be inspected, cleaned, and repaired if necessary.

- Primary Digester (sequenced second)
 - Primary Digester will be taken out service and cleaned and inspected.
 - Anticipated that 2 to 4 feet of sludge will remain in primary digester and the contractor will have to dewater remaining and haul off site.
 - Digester cover and pipelines to digester to be inspected, cleaned, and repaired if necessary.

Drawings will be prepared in AutoCAD. Design plans will be developed utilizing industry standard scales, in English (not metric) engineering units. Up to 10 drawings are budgeted.

Specifications will be prepared in Construction Specifications Institute (CSI) format using Microsoft Word. Our budget for this task assumes that the District will prepare and provide a set of General Conditions and Special Provisions, bid form, example agreement and other “front-end” sections for HDR to incorporate into the bid set, and that HDR’s master specifications will be used as a basis for the technical provisions.

Engineer’s opinion of construction cost will be prepared in Microsoft Excel.

Draft drawings, specifications, engineer’s estimate of probable construction cost, and schedule will be submitted to the District for review and comment.

After incorporation of District comments on the draft design, HDR will prepare the final bid package for Board acceptance and approval.

Deliverables: PDF of draft and final half-size (11- x 17-inch) drawings, specifications, engineer’s opinion of construction cost, and schedule.

Subtask 2.2 – Review Meeting

HDR will meet with District representatives to present the draft project and schedule and discuss comments. A review comments log will be kept to make sure design comments are incorporated. Design review comments will be encouraged and welcome from both District’s engineering and operations personnel.

Up to four HDR team members will attend the four-hour review meeting virtually. It is assumed WebEx or Microsoft Teams will be used.

Deliverables: Meeting agenda and minutes, and design review comments log.

Subtask 2.3 – Project/Contract Management During Design

This subtask includes the management activities needed for on-time and on-budget project completion, and to address the District’s concerns. A project management plan will be developed to serve as a communication tool for District and HDR staff. HDR will prepare invoices, progress reports, and decision log updates on a monthly basis. The monthly progress reports will summarize budget and schedule status in measurable terms. Other activities include scheduling of staff and coordinating the quality assurance effort.

This subtask assumes contract/project management will be provided over a four-month period, from project initiation through completion of design.

Deliverables: Monthly progress reports, invoices, project management plan, and decision log.

Subtask 2.4 – Investigate Plant Improvements to Improve Digester Operations (Optional)

HDR will conduct a feasibility investigation of either solids screenings or plant headworks that can be installed at plant to reduce the impact of rags on the digester operation. The feasibility study will consist of a technical memorandum describing the equipment manufacturers considered and, if deemed feasible, how the equipment could be installed at the facility, and a cost estimate to construct the improvement.

Deliverables: Technical memorandum in PDF format listing separately sludge screening manufacturers considered, and headworks manufacturers considered that have equipment that could reasonably be installed into the main plant.

Subtask 2.5 – Condition Assessment (Optional)

Inspect the interior and exterior surfaces of the two digesters. It is assumed two people will be on site for three days to complete the inspection, and that a rope-rigging subconsultant will be needed. After completion of testing of the samples, a report will be developed for District review and



comment. COVID-19 protocols will be followed, if still applicable.

Deliverables: Technical report for the inspection findings and recommendations for repairs in PDF format.

Task 3 – Bid Period Services

Subtask 3.1 - Prebid Meeting

HDR will assist the District with conducting a job walk and attend the prebid conference to meet with prospective contractors and answer contractor questions. COVID-19 protocols will be followed, if still applicable.

Deliverables: Pre-bid meeting minutes.

Subtask 3.2 - Bidding Services

HDR will provide assistance during the bidding period, which includes receiving and recording contractor questions, issuing addenda to the contract documents for distribution to plan and specification holders, assisting the District with evaluating the bids, reviewing the bids for conformance with the bid documents, and assisting the District by providing input in the awarding of the contract. The District will prepare, negotiate, and execute the construction agreement with the selected contractor.

Deliverables: Up to one addenda to the bid set of contract documents, bid tabulation sheet, written clarification of contractor questions, and recommendation for award letter.

Task 4 - Construction Management and Engineering Services (Optional)

HDR requests that the scope of work and budget for this phase of work be re-evaluated once the design is completed.

Subtask 4.1 - Preconstruction Meeting

HDR will attend the pre-construction meeting and assist the District with initiation of the construction phase. One HDR team member will attend the up to two-hour meeting onsite. COVID-19 protocols will be followed, if still applicable.

Deliverables: Meeting notes.

Subtask 4.2 - Contract Clarifications

HDR will answer questions and provide written interpretations of the requirements of the contract

documents, and evaluate the acceptability of substitute materials and equipment. HDR will maintain the clarifications log for the District.

Deliverables: Up to five clarifications or responses to requests for information (RFIs), and clarifications log.

Subtask 4.3 - Submittal Reviews

HDR will review the contractor's submittals, including shop drawings and operations and maintenance (O&M) manuals, from the contractor as required by the technical specifications, for work related to HDR's scope of design services. HDR will review and accept the contractor submittals, such as shop drawings, product data, samples, and other data, for the limited purpose of checking for conformance with the design concept and the information expressed in the contract documents. This review will not include review of the accuracy or completeness of details, such as quantities, dimensions, weights or gauges, fabrication process, construction means or methods, coordination of the work with other trades, or construction safety precautions, all of which are the sole responsibility of the contractor.

HDR's review will be conducted with reasonable promptness while allowing sufficient time in HDR's judgment to permit adequate review. Review of a specific item will not indicate that HDR has reviewed the entire assembly of which the item is a component. HDR will not be responsible for any deviations from the contract documents not brought to the attention of HDR in writing by the contractor. HDR will not be required to review partial submissions nor those for which submissions of correlated items have not been received.

HDR will maintain the submittal log for the District.

Deliverables: Up to five submittals/resubmittal reviews, and submittal log.

Subtask 4.4 - Contract Change Orders and Potential Changes

HDR will review potential contract change orders (PCOs) and other potential project changes prepared by the contractor. PCOs that are found to be applicable will be forwarded to the District for review and approval.

Deliverables: Up to one potential change item and one change order.

Subtask 4.5 - Construction and Special Meetings

HDR will visit the construction site to assist the District with reviewing the acceptability of the work and resolve field problems. It is assumed that District personnel will be available to co-attend these meetings. It is assumed that the HDR inspector will attend the construction meetings (budgeted under Subtask 4.6) virtually or in-person if the site visit occurs on the same day as the meeting.

HDR also recommends attendance at the following special meetings:

- Secondary Preconstruction (walk-through LOTO, verify materials, and check schedules)
- Secondary Inspection results and repair plan
- Secondary work completed inspection, gas purge, and startup plan
- Primary Preconstruction (walk-through LOTO, verify materials, check schedules)
- Primary Inspection results and repair plan
- Primary work completed inspection, gas purge, and startup plan
- Three other meetings

One HDR team member will attend each special meeting for up to four hours in length. COVID-19 protocols will be followed, if still applicable.

Deliverables: Meeting notes.

Subtask 4.6 - Construction Observation

HDR will perform on-site observations to check the quality and quantity of the work performed by the contractor to assist the District with guarding against defects and deficiencies in the work. The budget for this task is based on 36 total site visits (one site visit per week for 36 weeks). HDR's inspector will also take construction photographs to document the progress and any special situations. Construction photographs will be stored and provided to the District in digital format at the close of the project.

Deliverables: Construction observation logs and digital construction photographs.

Subtask 4.7 - Progress Payments

HDR will review progress pay requests prepared by the contractor prior to submitting them to the District for review, approval, and processing for payment. HDR will negotiate discrepancies, if necessary, and make recommendations for the District for approval when complete.

Deliverables: Processing of up to 10 progress payment requests.

Subtask 4.8 - Startup and Testing, and Project Closeout

HDR will oversee facility startup and testing, and help address operational and performance problems identified during startup. HDR and the District will jointly conduct a final inspection prior to startup, and HDR will prepare the final punch list for District review and approval prior to submitting it to the contractor for completion of the identified items. The District will process the project closeout documentation, including any release of retentions and bonds, and the Notice of Completion.

The budget for this task is based on eight site visits by HDR's operations specialist. COVID-19 protocols will be followed, if still applicable.

Deliverables: PDF of a final inspection punch list and startup testing and acceptance report.

Subtask 4.9 - As-Built/Record Drawings

HDR will provide final record drawings based on the contractor prepared as-built drawings.

Deliverables: PDF of full-size and half-size sets of as-built record drawings.

Subtask 4.10 – Project/Contract Management During Construction

HDR will provide contract management during the construction phase of the project, which is assumed to occur over a nine-month period.

HDR will prepare invoices and progress reports on a monthly basis.

Deliverables: Monthly progress reports and invoices.

Estimated Cost

Table 3-1 on the following page shows the estimated cost to perform the scope of work described above.

TABLE 3.1 - ESTIMATED WORK EFFORT AND COST

Task No.	Task Description	Principal/ QA/QC	Project Manager	Project Engineer	Staff Engr	Mech Engr	Elect Engr	Ops	Corrosion	CM/ Inspector	CADD Tech	Admin/ Clerical	Total HDR Labor Hours	Total HDR Labor (\$)	Total HDR Expenses (\$)	Subs (\$)	Total Cost (\$)
Task 1 - Information Review, Staff Interviews, and Equipment Inventory																	
1.1	Kick-off Meeting and Staff Interviews		8	8				8	8				32	\$8,582	\$600		\$9,182
1.2	Document and Data Review		4	8	16	16		8	4				56	\$12,991			\$12,991
1.3	Project Plan (Optional)		2	8	8	8		8					34	\$8,307			\$8,307
1.4	Post Bid Project Plan Adjustments and Training (Optional)				4	4		8					16	\$3,661	\$200		\$3,861
	Subtotal Task 1	0	14	24	28	28	0	32	12	0	0	0	138	\$33,542	\$800	\$0	\$34,342
Task 2 - Project Design, Bid Package Preparation, and Contract Management																	
2.1	Draft and Final Bid Package and Schedule	12	16	44	44	24	10				64	20	234	\$52,688	\$200		\$52,888
2.2	Review Meeting		4	8		4	4	8					28	\$7,845			\$7,845
2.3	Project/Contract Management During Design	2	16									12	30	\$7,721	\$100		\$7,821
2.4	Investigate Plant Improvements to Improve Digester Operations (Optional)	2		8	16	8	8	16					58	\$13,747			\$13,747
2.5	Condition Assessment Inspection and Report (Optional)	2	4						94				100	\$18,892	\$3,000	\$17,850	\$39,742
	Subtotal Task 2	18	40	60	60	36	22	24	94	0	64	32	450	\$100,892	\$3,300	\$17,850	\$122,042
Task 3 - Bid Period Services																	
3.1	Prebid Meeting		6										6	\$2,108	\$100		\$2,208
3.2	Bidding Services (up to 1 addenda)		4	6	6	6					8	6	36	\$7,855			\$7,855
	Subtotal Task 3	0	10	6	6	6	0	0	0	0	8	6	42	\$9,962	\$100	\$0	\$10,062
TOTALS WITH OPTIONAL TASKS		18	64	90	94	70	22	56	106	0	72	38	630	\$144,397	\$4,200	\$17,850	\$166,447
TOTALS WITHOUT OPTIONAL TASKS		14	58	74	66	50	14	24	12	0	72	38	422	\$99,789	\$1,000	\$0	\$100,789

Task 4 - Construction Management and Engineering Services																	
4.1	Preconstruction Meeting			6									6	\$1,772	\$100		\$1,872
4.2	Contract Clarifications (up to 5 RFIs)				20							4	24	\$3,729			\$3,729
4.3	Submittal Reviews (up to 5 Submittals/Resubmittals)				20	10						4	34	\$6,287			\$6,287
4.4	Contract Change Orders and Potential Changes (up to 1)			4	8							1	13	\$2,599			\$2,599
4.5	Construction and Special Meetings (up to 9)			24	24	24							72	\$17,109	\$800		\$17,909
4.6	Construction Observation									288			288	\$69,107	\$3,600		\$72,707
4.7	Progress Payments									5			5	\$1,200			\$1,200
4.8	Startup and Testing, and Project Closeout							64					64	\$16,601	\$800		\$17,401
4.9	As-Built/Record Drawings				4						20		24	\$4,591			\$4,591
4.10	Project/Contract Management During Construction		27									18	45	\$11,928	\$200		\$12,128

Appendix

Resumes



Michael W. Falk, Jr., PhD, PE (CA)
Project Manager

Mike has more than 13 years of water and wastewater engineering experience, with specialized expertise in nutrient removal process design, nutrient regulations, and energy optimization at wastewater treatment facilities. His experience is exceptionally broad with background on master planning, nutrient regulations, process design, energy audits and optimization, plant wide modeling, emerging technologies evaluation, and developing strategies for meeting low level nutrient discharge permits.

SELECT RELEVANT EXPERIENCE

EDUCATION

Doctor of Philosophy, Civil & Environmental Engineering, University of California, Davis, 2009

Master of Science, Environmental Engineering, University of Massachusetts, 2002

Bachelor of Science, Civil Engineering, Virginia Polytechnic Institute and State University, 1999

REGISTRATION

Professional Engineer, Civil | California No. C-77787

CERTIFICATIONS

Institute for Sustainable Infrastructure (ISI)
Envision Sustainability Professional

HDR TENURE

13 Years

INDUSTRY TENURE

13 Years

Blower Improvements | Central Contra Costa Sanitary District, Martinez, California

Project manager for design of blower improvements for the 55 mgd wastewater treatment plant, which included adding two new electric blowers in the pump and blower building, refurbishing/replacing the existing electric blower, adding a new dedicated blower for pre-aeration at the headworks for grit removal, adding a new dedicated blower for north mixed liquor channel, adding a new dedicated blower for south mixed liquor channel (which also provides air to the nearby effluent-channel), replacing the aeration system air filtration system with a new unit to condition the air upstream of the aeration blowers; and providing electrical feed and control for the above listed equipment.

Wastewater Treatment Plant Primary Sedimentation Expansion and Improvements | Dublin San Ramon Services District, Dublin, California

HDR project manager for computational fluid dynamics (CFD) modeling, process analysis and design, civil, process mechanical, structural, electrical, and process instrumentation preliminary design, final design, and engineering services during construction of primary sedimentation expansion and improvements at the wastewater treatment plant. This \$19 million project includes a new primary sedimentation tank and partially demolishing and replacing an existing one (including deepening it from 10 feet to 14 feet), adding an additional grit tank, replacing internal mechanisms of the three remaining/existing primary sedimentation tanks, and replacing the motor control center (MCC).

Aeration Basins Diffuser Replacement and Seismic Upgrades | Central Contra Costa Sanitary District, Martinez, California

Project manager for preliminary design of aeration basin improvements that include: (1) replacement of the existing aeration diffusers and removal of the existing plenum; (2) replacement of the return activated sludge (RAS) piping and aeration header at the final effluent channel; (3) electrical feed, instrumentation, and controls associated with the new aeration system, aeration header, and control valves, and the used and unused selector channels; (4) rehabilitation of the existing aeration basins, including the used and unused selector; and (5) further design development of the aeration header rehabilitation and 72-inch isolation valves versus aeration header replacement alternatives. HDR evaluated three fine bubble diffuser types (membrane disc,

ultrafine bubble, sock diffuser type), two aeration control valve/actuator types, four submersible mixer types (submersible, Invent, Enviromix, Flygt), and two aeration header alternatives. The project included visual condition assessment of the unused aeration basin selector, geotechnical investigation, seismic investigation of the aeration basin structure, process modeling, hydraulic modeling, equipment procurement, and bid phase services.

Wastewater Treatment and Biosolids Facilities Master Plan | Dublin San Ramon Services District, Dublin, California

HDR project manager during preparation of the district's wastewater treatment and biosolids facilities master plan. HDR assisted with condition assessment/asset management of the wastewater treatment plant and biosolids facility, provided input to the regulatory requirements technical memorandum (TM) to include Bay Area Clean Water Agencies (BACWA) activities and potential future nutrient requirements as well as risk factors and probabilities associated with each future nutrient requirement identified, assisted with emergency analysis of the energy and cogeneration systems as well as possible energy generation expansion alternatives, participated in a review panel (visioning panel workshop) to evaluate new developments and technologies in wastewater resource recovery facilities and recommend which of these technologies should be considered for the District future, identified and evaluated nutrient removal alternatives to achieve nutrient reduction goals consistent with the nutrient control study being completed for BACWA, provided assistance in identifying and evaluating biosolids management alternatives, provided assistance in assessing recycled water treatment alternatives, assisted with performing a control room spacing and staffing study, and provided quality assurance/quality control review of the existing facilities and capacity technical memorandum (TM), regulatory requirements. Resource recovery technologies that were evaluated for the visioning panel workshop included nutrient recovery, biosolids recovery, and beneficial usage, and water recovery for reuse, including indirect and direct potable reuse applications.

Solids Conditioning Building Shutdown | Central Contra Costa Sanitary District, Martinez, California

Project manager for a project that provided support for shutdown of the solids condition building, which included presenting at two full-day workshop with district staff that focus on solids conditioning building shutdown, and supporting as-needed equipment/process evaluations in the event that the solids conditioning building is shutdown during the seismic retrofit project (e.g., temporary steam system, temporary blower system, valving replacements).

Emergency Backup Blowers and Air Distribution | Central Contra Costa Sanitary District, Martinez, California

Project manager for evaluation and development of the emergency backup blowers and aeration delivery system design for the aeration basins and dedicated aeration facilities that include temporary aeration air header to supply backup air to aeration/nitrification (A/N) tanks and other aeration users (i.e., headworks, mixed liquor channels, and final effluent polishing channel), as well as electrical feed associated with the emergency backup blowers that will provide aeration at a minimum for the A/N tanks.

Filtration Improvements (Contract 3) for Easterly Wastewater Treatment Plant Tertiary Project | City of Vacaville, California

Designed filtration improvements for the Easterly Wastewater Treatment Plant, which included anaerobic digester facility upgrades.

Phase 3 Mountain House Water Reclamation Facility Expansion Peer Review, Owner Representation, and Construction Phase Services | Mountain House Community Services District, Mountain House, California

Project manager for independent peer review of the design plans and specifications prepared by another consultant for the Phase 3 expansion of the Mountain House Water Reclamation Facility from 3 to 4 mgd. The project included digester improvements.



Guyton W. Durnin, PE (CA)

Resident Engineer/Inspector

Guyton has more than 15 years of engineering and management experience on infrastructure projects, with a focus on water and wastewater. With degrees in Civil Engineering (BS), Economics (BA), and Environmental Engineering (MS), he provides clients with insight into the economic, environmental, and social outcomes of alternatives.

Guyton originally worked for a general contractor building a \$100 million LEED Gold project for Rice University in which he had to interact daily with his subcontractors, field staff, and the architects. He is working as a field inspector on a raw water to treated water storage tank for Mountain House and will be a field inspector on Mountain House's wastewater treatment expansion.

EDUCATION

Master of Science,
Environmental
Engineering, Rice
University, 2009

Bachelor of Science,
Civil Engineering, Rice
University, 2006

Bachelor of Arts,
Economics, Rice
University, 2006

REGISTRATION

Professional Engineer,
Civil | California #77854

HDR TENURE

2 Years

INDUSTRY TENURE

15 Years

SELECT RELEVANT EXPERIENCE

\$33 Million Phase 3 Mountain House Water Reclamation Facility Expansion | Mountain House Community Services District, Mountain House, California

Deputy project manager during construction management and inspection of the Phase 3 expansion of the Mountain House Water Reclamation Facility from 3 to 4 mgd. The project includes: (1) new influent lift station pumps and new parallel sewer forcemains; (2) headworks facility in a building, with two stage screening and grit removal; (3) new sludge handling equipment, including transfer pumps, polymer addition, centrifuge dewatering equipment, and conveyors; (4) retrofit of the existing sequential batch reactor (SBR) to membrane bioreactor (MBR), which included 4 subdivision of the secondary process tanks into 4 tanks, conversion of the existing surge tank to post-anoxic treatment, retrofit the existing surge pumps to internal recycle systems, and new aeration blowers; (5) conversion of the existing digesters to anoxic basins; (6) new control programming and changes to the process; (7) new MBR membrane filtration tankage for 7.2 mgd; (8) MBR treatment equipment building with permeate pumping equipment, air scour blowers, instrumentation, chemical injection day tanks, return activated sludge (RAS) return pumps, and associated MBR mechanical and electrical components; (9) changes to existing electrical and new electrical systems, including additional backup diesel generator, automatic transfer switch, and control system, as well as required system power, lighting recepts, bonding, and control electrical; (10) retrofit of the existing dissolved air floatation (DAF) clarifier systems to provide waste activated sludge (WAS) thickening prior to new aerated sludge storage; (11) new sludge storage systems under the combination headworks and sludge building, including digester blowers, aeration and mixing; (12) ultraviolet (UV) disinfection system; and (13) recycled water pumping and storage onsite. As deputy project manager, helped the project manager by reviewing the contract to create project control documents, reviewing costs on the project weekly and providing feedback for the monthly invoices, interfacing directly with the client, attending meetings, and taking meeting notes. Once construction starts, will be performing field inspection.

Southeast Treatment Plant Headworks Facility | San Francisco Public Utilities Commission, San Francisco, California

Office engineer during construction of a new \$225 million headworks facility and odor control structure at the Southeast Treatment Plant, which will minimize odors, meet seismic standards to better protect the facilities from earthquakes, improve operational reliability and flexibility, increase efficiency of treatment processes and protect downstream equipment, and achieve the adopted Levels of Service goals for wastewater treatment. The project included modifications to the Bruce Flynn Pump Station and facilities inside the Southeast Treatment Plant, modifications to the existing underground combined sewer system in the vicinity of Rankin Street and Evans Avenue, shifting the four traffic lanes on Evans Avenue to establish a safe construction zone, demolition of the old headworks facility located on Evans Avenue, and construction of the new headworks facility in the same area as the old facility.

Water Quality Resource and Recovery Plant Energy and Sustainability Upgrades | West County Wastewater District, Richmond, California

Resident engineer for a variety of projects at the Water Quality Resource and Recovery Plant, which include replacement of influent pumps and motors, new grit separation system, carbon redirection system, rotary drum thickeners, high efficiency aeration blowers, cogeneration system, new digesters, sludge centrifugal dewatering system, thermal sludge dewatering/drying, Richmond sludge piping upgrade, conversion of drying beds into equalization basins, renewable energy installations (at the district office, Atlas Road Pumping Station, Tara Hills Pumping Station, Lakeside Pumping Station, and wastewater treatment plant), lighting upgrades at district offices and wastewater treatment plant, and electric vehicle charging stations at the district office).

Raw Water Storage Tank Conversion and Distribution Flow Meter | Mountain House Community Services District, Mountain House, California

The raw water storage tank conversion included conversion of the existing raw 4 million-gallon water storage tank to a treated water storage tank and

new interconnecting pipework. The distribution flow meter project included removing buried 36-inch-diameter pipe (between existing isolation valves) and installing new pipework, flowmeter, and flowmeter vault. Both projects are located at the Mountain House Water Treatment Plant. As owner’s representative, reviewed submittals and requests for information (RFIs), inspected construction in the field, and communicated directly with owner. As deputy project manager, reviewed costs and invoices, and directed subcontractors.

Nick C. DeGroot Water Treatment Plant Concrete Drying Beds | South San Joaquin Irrigation District, Manteca, California

Office engineer during construction of improvements at the Nick C. DeGroot Water Treatment Plant, which included addition of two concrete drying beds, influent solids piping from pretreatment to the drying beds, decant structure with weir gate and effluent piping to existing effluent piping header, and access road improvements for access to the proposed drying beds.

\$1.6 Million Rock Slough Fish Screen Improvements | Contra Costa Water District, Oakley, California

Contra Costa Water District pulls in water from the Delta through fish screening system. Improvements were needed to make the system useable for the future. Improvements included two new boat ramps, relocation of the log boom to accommodate the boat ramp, three new fish screen rake heads, upgrade to four hydraulic power units, pulley and rail systems upgrades, and replacement of the local human machine interface (HMI) screens, bird deterrent structures, and site drainage improvements. As inspector, acted as owner’s representative to review construction in the field as well as make sure the district’s safety policies were followed.



Daniel J. Gott, PE (CA, NV)
Electrical

Dan has more than 29 years of experience administering and directing all aspects of electrical, instrumentation, and control systems for water, wastewater, and industrial facilities and systems. His experience has included planning, design, programming and configuration, construction support, equipment inspection and testing, facility startup, and training in system operations and maintenance (O&M) for water, wastewater treatment plants and pumping stations. Electrical systems include power distribution at the medium voltage level down to component level. Control systems include both programmable logic controller (PLC)-based distributed control and central microcomputer-based systems. Instrumentation systems include full instrumentation design for both municipal and industrial water and wastewater systems. He has serviced as electrical engineer on more than 60 water and wastewater treatment plant projects nationwide.

SELECT RELEVANT EXPERIENCE

EDUCATION

Bachelor of Science,
Electrical Engineering,
San Diego State
University, 1992

REGISTRATION

Professional Engineer,
Electrical | California
#14788

Professional Engineer,
Electrical | Nevada
#19101

PROFESSIONAL AFFILIATIONS

International Society of
Automation (ISA) -
Member since 1995

Institute of Electrical
and Electronics
Engineers, Inc. (IEEE) -
Member since 1991

HDR TENURE

15 Years

INDUSTRY TENURE

29 Years

Digester Piping Improvements | City of San Mateo, California

Electrical design of digester piping Improvements, which included adding an overflow pipe from Digester #1 to the sludge storage tank, adding foam suppression pump into pump manifold, and adding suction piping manifold for digested sludge pumps (to transfer sludge from digester to sludge storage tank). Subsequently design electrical improvements to replace selected exposed and buried sludge piping between Digester No. 1, Digester No. 2, and the Digester Control Building.

Digester No. 1 Mixing System at the City’s Wastewater Treatment Facility | City of Watsonville, California

Electrical engineer during design of the replacement of the existing gas mixing system with a high-efficiency pump mixing system in 2017 to improve mixing efficiency and expand the fats, oils, and grease (FOG) receiving facilities to optimize mixing of the secondary digester to be able to feed FOG and/or food waste slurries to the secondary digester, for the production of more methane gas for cogeneration, and to increase revenue as a result of additional tipping fees. Improvements to the FOG receiving station included an additional 10,000-gallon storage tank, piping and necessary ancillary equipment. Due to the high cost of bids at the time, the project was not constructed. Four years later, in 2021, subsequently provided electrical design and engineering services during construction for the repackaging of the previous design, which included the new mixing system and pump for the digester for a base bid. The design included repairing cracks, adding Enduraflex coating for the Digester No. 1 roof, adding piping and valves to feed Digester No. 2 from the existing FOG system, and adding a mixing system for Digester No. 1 at the wastewater treatment facility.

New Digester Gas Fueled Cogeneration Facility at the Budd Inlet Wastewater Treatment Plant | LOTT Alliance, Olympia, Washington

Provided electrical design support for a new digester gas fueled cogeneration facility at the Budd Inlet Wastewater Treatment Plant. The first phase of the

project included analysis of digester gas production rates and gas quality, plant heat needs and electrical demands, and development of conceptual plans and specifications to support a guaranteed maximum price for the construction costs for the project. The second phase involved finalizing equipment selection and construction document preparation to provide a new digester gas treatment system, 335 kW reciprocating engine-generator, heat recovery systems for the engine package, two hot water boilers, all associated piping, valving, and controls.

Phase 2 Michelson Water Reclamation Plant Expansion | Irvine Ranch Water District, Irvine, California

Provided quality assurance/quality control (QA/QC) review of the instrumentation and control design of \$87.5 million Phase 2 capacity expansion, which included new influent sewers and headworks, expanded primary sedimentation, a new primary effluent pumping station, modified flow equalization basins, secondary treatment expansion with membrane bioreactors (MBRs), a new high-rate clarifier to treat filter backwash, a new ultraviolet (UV) disinfection system, chemical facilities, a new floodwall, new pumping and other ancillary facilities, and electrical modifications.

Wastewater Treatment Plant Upgrade | Goleta Sanitary District, Goleta, California

Provided electrical, instrumentation, and control design for the \$30.9 million upgrade of the wastewater treatment plant from partial secondary blended process to full secondary treatment using a roughing filter/activated sludge process. The roughing filter/activated sludge process includes 130-foot-diameter roughing filters followed by a 1.5 million-gallon activated sludge basin. Improvements also included conversion of one of the existing solids stabilization ponds into a 3.2 million-gallon flow equalization basin, new flow equalization pumping station, two new 80-foot-diameter secondary clarifiers, new solids handling facilities, headworks facility upgrade, new hot water boilers (dual-fuel) and enclosed flare waste gas burner, new 130-foot-diameter trickling filter with 10-foot wall and expansion of the height of the existing trickling filter wall by 2 feet to accommodate 8 feet of media, replacement of the existing activated carbon odor control system for the headworks facility and pumping station with vapor-phase biological odor

control, new odor control system for the new dissolved activated flotation tank facility, a shower and locker room building, and a new aeration building containing high-efficiency variable speed blowers and equipment required for the new aeration basins, motor control center (MCC), and 1,500 KW standby diesel engine generator system. Solids handling facilities included a sludge holding tank and dewatering building, two dissolved air flotation tanks to thicken waste activated sludge (WAS) and scum from the existing and new secondary clarifiers, a single solid-bowl centrifuge for dewatering, in-line grinder, polymer system, screw conveyors, storage hopper, and new sludge harvester.

San Jose-Santa Clara Water Pollution Control Facility Upgrades | City of San Jose, California

Provided electrical, instrumentation and control design and construction support services for improvements to the 167 mgd San Jose-Santa Clara Water Pollution Control Facility, which included sludge and scum collection system upgrade, as well as new 800A motor control center (MCC), instrumentation, Siemens PLC console, and local SCADA interface.

Nutrient Removal and Wet Weather Flow Management Upgrade and Expansion | City of San Mateo, California

Electrical engineer during schematic design, final design, bidding, and engineering services during construction of \$400 million in improvements to the San Mateo/Estero Municipal Improvement District (EMID) Wastewater Treatment Plant.

Sludge Dewatering and Odor Control at Plant No. 1 (Job P1-101) | Orange County Sanitation District, Fountain Valley, California

Provided electrical, instrumentation, and control design services for new thickening and dewatering facilities at Plant No. 1. Project includes replacing the existing sludge dewatering systems with a new system; incorporating high solids centrifuge technology; replacing odor control systems serving the dewatering, solids storage, and dissolved air floatation thickener (DAFT) areas; and upgrading sludge pumping, sludge cake conveyance, sludge cake pumping, centrate conveyance, chemical handling, foul air ventilation and utility water systems.



David P. Greenfield, PE (CA)
 Mechanical

David has more than 19 years of experience in the design and construction of wastewater treatment plants. He has served as project engineer on more than 20 water and wastewater treatment plant projects.

SELECT RELEVANT EXPERIENCE

Digester Piping Improvements | City of San Mateo, California

Provided design and engineering services during construction support of digester piping Improvements, which included adding an overflow pipe from Digester #1 to the sludge storage tank, adding foam suppression pump into pump manifold, and adding suction piping manifold for digested sludge pumps (to transfer sludge from digester to sludge storage tank).

Biogas Treatment System Improvements | Dublin San Ramon Services District, Dublin, California

Project manager for preliminary engineering, site planning and alternatives analysis, detailed design including temporary outage plans and/or temporary works, preparation of contract documents (plans, specifications and cost estimates), and engineering support services during the bidding and award phase of improvements to the wastewater treatment plant's biogas treatment system to improve operational efficiency, enhance system reliability and operational flexibility, and meet future anticipated biogas production generated from the anaerobic digesters.

Gas Management Regulatory Assistance | Sacramento Regional County Sanitation District (Regional San), Elk Grove, California

To support the management of change process required by state and federal regulations, assisted Regional San to develop a basis for design for the digester components at their 181 mgd Sacramento Regional Wastewater Treatment Plant planned to undergo change. Prepared a memo detailing operational parameters for the floating cover digesters.

Gas Management System Study | Regional San, Elk Grove, California

Regional San's Sacramento Regional Wastewater Treatment Plant needed improvements to address periodic uncontrolled system venting. Developed a digester gas management system model for the 181 mgd Sacramento Regional Wastewater Treatment Plant was key to the recommendations. Consulted on the AFT Arrow model built to assess the current gas system. Also provided quality assurance/quality control (QA/QC) review of the model.

Sacramento Regional Wastewater Treatment Plant Service Air and Digester Gas System Modifications for Risk Management and Process Safety Compliance | Regional San, Elk Grove, California

Provided business case evaluation, preliminary design, final design, bidding, and engineering services during construction for improvements to the digester gas management system at the 181 mgd Sacramento Regional Wastewater

EDUCATION

Bachelor of Science,
 Mechanical
 Engineering, California
 Polytechnic State
 University, San Luis
 Obispo, California, 2004

REGISTRATION

Professional Engineer,
 Mechanical | California
 #39098

HDR TENURE

4 Years

INDUSTRY TENURE

19 Years

Treatment Plant The service air system separation and gas management boiler feed systems needed to be modified to improve system reliability and safety, and reduce covered process areas that are affected by the risk management plan regulations and management of change procedures. The existing service air system was separated into two independent systems, including one that serves the covered process area and one that serves the non-covered process areas, each with their own compressors and related equipment. Evaluated whether it is more economical to remove the gas management system feed to the boilers and instead rely solely on natural gas from Pacific Gas & Electric (PG&E). Evaluated the total costs related to maintaining the gas management system feed to the boiler room versus removing it and relying solely on the use of natural gas.

London Wastewater Treatment Plant Expansion and Upgrade | City of London, Ohio

Provided predesign, design, and engineering services during construction of upgrades to the 5.8 mgd wastewater treatment plant. Upgrades included new influent pumps, bar screens with screening bagging system, vortex grit removal system, primary clarifiers, aeration basin, secondary clarifiers, gravity belt thickeners, ultraviolet (UV) disinfection, Class A digestion facility, and a digester gas system. As a project engineer, Designed a proprietary Class A system complete with an egg-shaped digester, as well as the digester gas system that accompanied the digester facility. Also designed a hot water system for building heat and process heat. During construction, provided construction services including submittal review, site visits, and change order negotiation.

Energy Recovery | City of Roseville, California

Design manager for predesign and design of an energy recovery project to beneficially use the digester gas from an expansion to the 12 mgd Pleasant Grove Wastewater Treatment Plant, as well as maximize the quantity of renewable gas and capitalize on available digester capacity. Responsibilities included coordination of disciplines and subcontractors. Also provided process mechanical design for the project.

Digester and Thickener Facilities Upgrade Final Design and Office Engineering During Construction | City of San Jose, California

The project involves a complete replacement of the low pressure digester gas system and rehabilitation of aging anaerobic digesters, as part of a comprehensive upgrade to the 167 mgd San Jose-Santa Clara Regional Wastewater Facility sludge and biosolids processing facilities. Provided technical expertise in reviewing submittals.

Wastewater Treatment Plant Primary Sedimentation Expansion and Improvements | Dublin San Ramon Services District, Dublin, California

Provided civil, process, and mechanical preliminary design and final design of primary sedimentation expansion and improvements at the wastewater treatment plant.

Influent Pump Control Improvements | Dublin San Ramon Services District, Dublin, California

Project manager for revision of the electrical design documents prepared for the primary expansion and improvements project to include installation of new variable frequency drives (VFDs) on the existing influent pumps 1 & 2 in Building H, and installation of local control stations for the existing influent pumps 1 & 2 in Building H. HDR also reviewed submittals and requests for information (RFIs) associated with the influent pump control improvements.



D. Scott Joslyn, PE (CA)

Operations

Scott has more than 32 years of experience in design, process control, startup, and operation of water and wastewater treatment plants. He has participated in many plant startups that required planning, mechanical inspections, and verification of proper operation of equipment and processes. He is also an experienced writer and trainer in technical projects.

Scott's background and experience as a professional civil engineer, certified Grade V wastewater treatment plant operator, and resident engineer, along with his experience on more than 40 treatment plants, makes him a valuable member to any team, whether the project is in the planning, design, construction, or commissioning phase.

Scott brings a unique owner/operator mindset to his projects due largely to his experience as a municipal operator and wastewater manager. This allows him to provide recommendations for shutdown and startup and minimize impacts to plant operations. In addition, his experience as a resident engineer allows him to coordinate plant operational needs, contractor needs, and contractual requirements to help project get finished, start up, and operate more quickly. Startup plans and method of plant operation (MOPO) documents along with formal and informal training for the operators will assist clients with field testing and construction sequencing that considers the maintenance of plant operations.

SELECT RELEVANT EXPERIENCE

Biosolids Management and Future Biosolids Master Plan | Sanitary District No. 5 of Marin County, Tiburon, California

Operations specialist during preparation of biosolids master plan, which identifies specific, executable management strategies for a 10-year horizon, in the context of changing costs, markets, and regulations.

Anaerobic Digester Cleaning | Camarillo Sanitary District, Camarillo, California

Developed a temporary solids management operating plan (high level) that can be detailed and implemented for the upcoming planned duration of anaerobic digester cleaning, condition assessment, and repair. Also conducted a preliminary Tier 1 condition assessment of the exterior of the two digesters to determine an estimated remaining useful life of five years. Developed recommendations for basic repairs of delaminated concrete, cracks, joints, and exposed rebar that can be performed by the cleaning contractor while on-site.

Digester Rehabilitation Cleaning/Startup | City of Midland, Texas

Prior to startup, provided emergency support to services to recover digester from acid lock after overheating due to mechanical failure in heating system. Provided startup and operations assistance for rehabilitation of an existing anaerobic digester. The digester was taken out of service for cleaning and replacement of aging components.

EDUCATION

Bachelor of Science,
Civil Engineering,
California State
Polytechnic University,
Pomona, 1993

CERTIFICATIONS

Professional Engineer –
Civil | California
#C60929

Wastewater Treatment
Plant Operator |
California #WWTPO V-
9204

Water Treatment Plant
Operator | California
#WTO T-3 20696

Water System Operator
| California #WDO D-2
15027

PROFESSIONAL AFFILIATIONS

Water Environment
Federation,
Sacramento, 1992-
Present

INDUSTRY TENURE

32 Years

HDR TENURE

8 Years

Hill Canyon Treatment Plant – Digester 3 Rehabilitation Project (MI 2533) | City of Thousand Oaks, California

Provided startup consultation regarding processes and tests required to recommission the digester.

\$33.7 Million Anaerobic Digester Facility | Heartland Biogas, LLC, Greeley, Colorado

Provided startup and commissioning services of the entire project, and participated in planning of the \$33.7 million anaerobic digestion facility capable of exporting up to 1.5 British Thermal Units (MMBTU) annually, making it the largest anaerobic digester facility in North America. Services during construction that were provided include design modifications, as well as development of commissioning plans by process area, startup plan, performance testing plans, process control spreadsheets, and operations manual.

\$115 Million Ellis Creek Water Recycling Facility Startup | City of Petaluma, California

Startup engineer for nutrient removal activated sludge wastewater treatment plant. Developed all startup protocols and standard operating procedures (SOPs), established operating parameters, and provided training. Recommended process controls and chemical dosing strategies to improve operations for regulatory compliance vulnerabilities for the headworks with washer compactor, grit removal, Orbal oxidation ditch, thickening, acid phase digestion, boilers, screw press dewatering, and pond treatment processes.

Phase 2 Soscol Water Recycling Facility Upgrade Startup/Operations | Napa Sanitation District, Napa, California

Engineer and support operator responsible for preparing an operations manual, providing 32 hours of training on new processes, reviewing mechanical facilities for startup planning, providing startup assistance, verifying proper operation, conducting performance sampling, and providing process optimization. Processes included a headworks with washer compactor, aerated grit with classifier, primary clarification, activated sludge, anaerobic digestion, dissolved air flotation (DAF) thickening, and belt filter press dewatering. Pond treatment processes included DAF clarification and disinfection.

Wastewater Treatment Plant Operations and Maintenance | Nevada County Sanitation District, Nevada City, California

Chief plant operator and operations manager for this special district. Responsible for the operation and maintenance (O&M) of 10 wastewater treatment plants in Western Nevada County. Four have nutrient removal, three have NPDES permits with surface water discharge, and seven are land application. The Lake of the Pines Wastewater Treatment Plant included startup of membrane bioreactor (MBR) facilities. Developed Board of Directors agenda items, budgets, State Revolving Fund (SRF) application with principal forgiveness, engineering solutions to difficult district problems (such as odor control), consolidation of treatment plants, and sanitary sewer management plan (SSMP). Designed and implemented new process controls and chemical dosing strategies to improve operations for regulatory compliance vulnerabilities. Worked with consultants, Regional Water Quality Control Board (RWQCB), and public advisory group. Treatment plants included oxidation ditches, membrane bioreactors (MBRs), packaged trickling filters, tradition biological nutrient removal (BNR) plants, aerobic digesters, dissolved air flotation (DAF) thickening, centrifuge dewatering, and leach fields.

Regional Wastewater Treatment Facility Startup/Operations | Sewer Authority Mid-Coastside, Half Moon Bay, California

Engineer responsible for training, startup assistance, and preparation of an operations manual discussing the automation and process control for primary, secondary, and solids handling processes. Solids handling processes included anaerobic digestion and belt filter press sludge dewatering.

Composting Facility Operations | Las Virgines Municipal Water District, Calabasas, California

Responsibilities included authorship of eight volumes of operations manuals and standard operating procedures (SOPs) discussing the operation, automation, and process control for anaerobic digestion, biosolids dewatering, and in-vessel municipal solids composting. Delivered 48 hours of process training to plant operators and supervisors. Reviewed contractor supplied

equipment submittals detailing the operation and maintenance of special equipment.

Soscol Wastewater Treatment Plant Master Plan | Napa Sanitation District, Napa, California

Project engineer responsible for working with operations staff to determine maximum plant capacity of the biological nutrient removal (BNR) activated sludge and pond plant with dissolved air flotation (DAF) thickening, anaerobic digestion, and belt filter press (BFP) dewatering. Developed lists of improvements for future implementation to improve operations for regulatory compliance vulnerabilities.

Soscol Water Recycling Facility Digester Gas Holder Replacement | Napa Sanitation District, Napa, California

Project engineer for the investigation and subsequent replacement design of the digester gas holder. The replacement holder improved the process operation of the digester gas system.

Phase 3 Mountain House Water Reclamation Facility Expansion | Mountain House Community Services District, Mountain House, California

Provided independent peer review and startup services for the Phase 3 expansion of the Mountain House Water Reclamation Facility from 3 to 4 mgd. The project included digester improvements.

Pond Solids Remediation Study | City of Stockton, California

Conducted a field evaluation and developed two reports. The first report presented a preliminary design for conveying tertiary plant algae float to the anaerobic digestion process to reduce the recycle loading on the pond process.

Regional Wastewater Treatment Plant Startup/Operations | City of Winston and Green Sanitary District, Winston, Oregon

Startup engineer responsible for preparing an operations manual, providing 12 hours of training on new processes and startup assistance, and developing project performance standards to meet Oregon Department of Environmental Quality state revolving loan standards. Participated in the startup of and provided specific training on the operation of anaerobic digestion and 1 mgd activated sludge processes. Developed process control

spreadsheets and provided long-term operations assistance.

East County Bioenergy Project | Delta Diablo, Antioch, California

Served as the owner's agent on a design-build project to develop additional food waste based loading on existing municipal anaerobic digestion process. Reviewed design-build proposals for reasonable assessment of engineering, financial, and operational considerations of the project, along with risk assessment and mitigation of risks to ensure future successful and profitable operation of process.

Water Reclamation Plant Electronic Operations and Maintenance (eOM) Manual | City of Livermore, California

Developed an HTML-based eO&M for the water reclamation plant, which included headworks, odor control, primary treatment, aeration, secondary sedimentation, disinfection of secondary effluent, flocculation and filtration, ultraviolet (UV) disinfection, reclaimed water distribution, sludge thickening, digestion, sludge dewatering, sampling and analysis, and miscellaneous operations.

Independent Operation and Maintenance Evaluation | City and County of Honolulu, Hawaii

Completed fast-track evaluation in response to an Environmental Protection Agency (EPA) administrative order. Revisited project to evaluate progress and update recommendations. Treatment plant processes included dissolved air flotation (DAF) clarification, disinfection, and digestion.

Digester No. 4 | City of Wenatchee, Washington

Operations specialist during construction of an additional digester to provide redundancy for downstream unit processes (primary clarifier, aeration basins, secondary clarification) to ensure full compliance with the cities discharge permit during times when a digester must be removed from service for maintenance or repairs.

El Dorado Hills Wastewater Treatment Plant Phase III Expansion | El Dorado Irrigation District, El Dorado Hills, California

Project engineer on design to double treatment capacity. Specific design responsibilities included

new primary sludge thickening with rotary drum thickener, conversion and expansion to high-solids thermophilic digestion, boiler and heating loops, and upgrade and expansion of belt filter press dewatering.

\$72.8 Million Little Patuxent Water Reclamation Plant Biosolids Processing Facilities Improvements Construction Manager at Risk (CMAR) | Howard County, Savage, Maryland

Operations specialist during design and startup of \$72.8 million in biosolids processing facilities improvements. The project was design and constructed into two phases. The first phase of the project included the addition of the anaerobic digestion facilities, including gas storage and conditioning equipment, centrate treatment, solids thickening improvements, odor control improvements, and improvements to the solids storage tanks. The second phase of the project included the heat drying building, heat dryers, gravity thickeners, relocated centrifuges, odor control equipment, site improvements, and demolition of the existing lime stabilization facilities. Provided startup management and advice while training local engineers on means and methods of startup engineering. New polymer systems are provided for thickening and dewatering and polymer dose changes recommended as each process came on line.

Pleasant Grove Wastewater Treatment Plant Solids Handling | City of Roseville, California

Designed the gravity belt thickening facility and anaerobic digestion, taking advantage of existing sludge storage, odor treatment, and centrifuge dewatering.

Anaerobic Digester | City of Santa Fe, New Mexico


Operations specialist during design and construction of an anaerobic digester facility at the wastewater treatment plant. Improvements included two additional anaerobic digesters and associated appurtenances. This new facility is a fully self-contained facility and in which each digester can operate independently when the other is offline.

Arlington Water Pollution Control Plant Engineering Program Management Consulting – Phase 1 | Arlington County, Arlington, Virginia

Operations specialist for the implementation of new \$120 million solids handling processes at the Arlington Water Pollution Control Plant, which include: (1) sludge thickening, screening, and/or pre-dewatering; (2) thermal hydrolysis pretreatment equipment; (3) mesophilic anaerobic digestion systems; (4) dewatering equipment; (5) mitigation of impacts from sidestreams; (6) gas cleaning and combined heat and power generation or gas distribution equipment; (7) auxiliary boiler/steam generation system; (8) electrical power distribution and/or natural gas fuel systems; (9) odor and air emissions control; (10) instrumentation and controls; (11) dewatered biosolids loading facilities; and (12) site preparation and site improvements. A marketable Class A biosolids product and biogas utilization system to clean and make use of methane gas either on- or off-site are also envisioned. Developed and managed a comprehensive program for the engineering, design, construction, maintenance, startup, and operation necessary to add sustainable equipment and systems to effectively recover Arlington County renewable resources, produce a Class A biosolids product, and most efficiently utilize the biogas (the Program).

Wastewater Treatment Plant Improvements | Town of Erie, Colorado

Provided startup/commissioning for a new Autothermal Thermophilic Aerobic Digestion (ATAD) facility, with new thickening, dewatering, and solids storage. A Construction Manager At-Risk (CMAR) project delivery was used to build the design.



James T. Keegan
Corrosion Inspection

James was hired by HDR in 1993 to open HDR’s Corrosion Laboratory and now serves as the Corrosion and Lab Services Section Manager for HDR’s Corrosion and Condition Assessment Group. In his current role, he manages HDR’s Corrosion Group as well as all operations of HDR’s Corrosion Laboratory. He has overseen the testing of more than 125,000 soil, water, and concrete samples. He has performed failure analyses, soil corrosivity studies, construction acceptance testing, water aggressivity studies, cathodic protection surveys, and direct and indirect condition assessments for all common pipe materials and concrete structures.

SELECT RELEVANT EXPERIENCE

As-Needed Corrosion Assessment Services | Inland Empire Utilities Agency District, Chino, California

The Inland Empire Utilities Agency (IEUA) is a regional wastewater facility in southern California that operates five regional wastewater treatment plants and processes 60 mgd. HDR has been providing as-needed corrosion assessment services for the last five years. Since inception, condition assessments have been conducted on numerous digesters, headworks, wet wells, influent pump stations, grit chambers, diversion structures, primary clarifiers, secondary clarifiers, aeration basins, and various process piping across the five treatment facilities. James served as the project manager on the majority of the task orders to date.

Corrosion Master Plan | Rainbow Municipal Water District, Fallbrook, California

Provided an initial overall system survey along with soil corrosivity testing to develop a corrosion master plan, cathodic protection design manual, as well as investigate the root causes for pipe breaks. James is serving as the Contract Manager, Soil Corrosivity Lead, and Project Manager.

Capital Improvement Program, Support Services for Corrosion Engineer & Corrosion Technician | San Diego County Water Authority, San Diego, California

HDR provides San Diego County Water Authority with a full-time on-site corrosion technician and one engineering technician. James is the consultant contract and project manager. Corrosion and cathodic protection services provided include:

- Corrosion consultation for materials and coatings.
- Training of agency personnel.
- Conducting an annual cathodic protection and corrosion monitoring survey for more than 51 miles of parallel large diameter tape wrapped steel, cement-mortar coated steel, and pre- stressed concrete cylinder pipe.

EDUCATION

Bachelor of Science, Computer Science and Engineering, University of La Verne, 2002

HDR TENURE

19 Years

INDUSTRY TENURE

22 Years

- Witnessing and performing construction checkouts.
- Developing corrosion control manual and standard corrosion guide drawings.
- Conducting stray current studies.
- Conducting electromagnetic conductivity surveys.
- Designing cathodic protection.
- Conducting internal pipe inspections.
- Using non-intrusive test methods to locate discontinuous pipe joints in post-tensioned concrete cylinder pipelines.
- Identifying and correcting problematic areas with cathodic protection systems.
- Maintaining the agency's corrosion database.

penetrating radar, and chemical and compressive strength testing of concrete powder and core samples.

As-Needed Corrosion Engineering Services | Mojave Water Agency, Apple Valley, California

The Mojave Water Agency is a regional wholesale water provider that serves an area of approximately 4,900 square miles. HDR and James have provided corrosion and condition assessment services to the agency since 1994 with corrosion engineering support for their first major pipeline construction. Services provided under the existing as-needed contract included pipe-to-soil surveys, rectifier troubleshooting, stray current detection and mitigation designs, and design and construction acceptance support for the replacement of sacrificial anode cathodic protection systems. James is the contract and project manager for this project.

14 Million-Gallon Cistern Condition Assessment | Long Beach Water Department, Long Beach, California

Long Beach Water District required the inspection of a 14 mgd reinforced concrete cistern during a biennial shutdown. As project manager, James formed the project's testing approach and oversaw data collection and reduction. The inspection consisted of free corrosion potential mapping, surface pH determination, aural inspection, surface



John E. Koch, PE (ID, IN, WA)
 Quality Assurance/Quality Control (QA/QC)

John has more than 53 years of experience in the analysis, equipment selection, design, and construction and commissioning of wastewater treatment facilities. He has served as project manager, project engineer, QA/QC reviewer, technical advisor, or startup specialist on more than 100 wastewater treatment plant projects nationwide. He has extensive experience in mechanical equipment and has designed most of the available dewatering and mixing technologies available for solids.

SELECT RELEVANT EXPERIENCE

EDUCATION

Bachelor of Science,
 Civil Engineering,
 Indiana Institute of
 Technology, 1968

REGISTRATIONS

Professional Engineer |
 Idaho, #8369
 Professional Engineer |
 Indiana #PE60017723
 Professional Engineer,
 Civil | Washington
 #23981

CERTIFICATION

Board Certified
 Environmental Engineer

HDR TENURE

35 Years

INDUSTRY TENURE

53 Years

McDowell Creek Phase II Reliability Improvements | Charlotte Water, Charlotte, North Carolina

Performed a condition assessment of Digesters No. 1 and 2, digester control building, and Treatment Trains No. 1 and 2, and subsequently served as QA/QC review during design of rehabilitation improvements that included replacing floating steel covers with concrete domes, replacing of mixing system with internal draft tube mixers, replacement of digester gas accessories, new internal piping inside digester, repair of digester concrete cracks and concrete, calcium aluminate overlay on walls and floor, and improvements to the digester control building, which included replacement of the pressure level elements, digester gas flow meters, electrical breaker box, guardrail, exhaust fans, built-up roofing, makeup air handler, mag meter to drying beds, digester gas sediment traps, methane analyzers, feed digester valve actuators, and sump pumps. HDR rehabilitated Digesters No. 1 and No. 2 and put them back into service, which allowed Digester No. 5 to be cleaned and inspected.

Tomahawk Creek Wastewater Treatment Facility Improvements | Johnson County Wastewater, Leawood, Kansas

QA/QC reviewer during design of \$230 million in modifications and improvements to the 19 mgd Tomahawk Creek Wastewater Treatment Facility, which included modifications to the existing digester complex. The mechanical systems associated with the digestion process (e.g., pumps, mixers, boilers) were old and beyond repair. The tank covers and concrete structures had corrosion damage, requiring replacement of the covers and repair of sections of the tank feed/overflow boxes.

Wastewater Facility Improvements | City of Gillette, Wyoming

QA/QC reviewer during design of improvements at the wastewater treatment plant, which included new septage receiving facility, primary digester cover replacement, ultraviolet (UV) disinfection, dewatering, waste activated sludge (WAS) thickening, underground piping and valves, electrical campus and building power, yard waste/compost/roads, and miscellaneous mechanical work. Digester improvements included waste gas burner replacement, gas mixing blowers, relocation of blowers, new electrical for blowers, new lighting, and replacement of boiler unit, valves, pumps, and HVAC in digester/energy buildings.

Digester and Dewatering Improvements | City of Boise, Idaho

Provided QA/QC during design of improvements to allow parallel digester flow operation for Digesters 1 and 2 to allow Digester 3 to be removed from service for assessing its condition and cleaning. To clean Digester No.3, it was necessary to design and construct a drying bed area to allow for temporary storage of digested solids at the bottom of the digester cone area that are too thick to be dewatered through the existing belt filter press operation. Operation of the digestion process was changed to a 50/50 parallel flow operation to Digesters No. 1 and No. 2, allowing Digester No. 3 to be taken offline to complete the cleaning and condition assessment work effort. The digested solids from Digester No. 3 were cleaned out and were pumped and stored in the drying beds as part of the digester cleaning.

Digester/Clarifier Coating | City of Coeur d'Alene, Idaho

Provided QA/QC during condition assessment and design of the interior coating of Digester No. 4 and a new/rehabilitated cover for Digester No. 2.

Phase 5B Advanced Wastewater Treatment Facility | City of Coeur D'Alene, Idaho

Provided QA/QC review during design of Phase 5B improvements, which included a new anaerobic digester, a digester support building, a new gas handling building, and new solids thickening facilities with SCADA control upgrades.

Phase 4A Wastewater Treatment Plant | City of Coeur D'Alene, Idaho

QA/QC reviewer during \$28 million Phase 4 upgrade and expansion of the wastewater treatment plant, which included the addition of anaerobic digesters.

Wastewater Treatment Plant Improvements and Expansion | City of Fremont, Nebraska

Provided QA/QC review during design of three separate wastewater treatment plant improvement projects to address the projected increases in flows and loads with consideration given to future nutrient removal requirements and associated anticipated improvements or plant modifications. Improvements included an additional egg digester to address

increased solids loadings, and state-of-the-art biogas conditioning system.

Missouri River Water Resource Recovery Facility Digester Cover Repair | City of Omaha, Nebraska

The Missouri River Wastewater Treatment Plant's Digester No. 4 was out of service, due to cover failure. The city needed to put the unit back in service on a temporary basis either as a floating cover or as a sludge holding tank. This option was essential in a response to an emergency contract that is funded by an emergency purchase order. The project consisted of two main tasks. HDR performed a structural analysis of the cover to determine if the cover could be used for either of the desired functions identified above. The analysis included potential provisions to prevent the cover from filling with biological foam/sludge if the tank is used as a floating cover. The second task was the authorization to precede with initial design items to prepare documents to allow early bidding of the cover for Digester No. 1. Once the second task began, HDR was verbally directed not to proceed further with this task. HDR then began to assist the city in potentially supporting Digester Cover No. 1 which recently had experienced elements of failure. Provided QA/QC during design of improvements.

Water Reclamation Facility Phase 1 Expansion and Improvements | City of Bozeman, Montana

Provided QA/QC review during design of Phase 1 improvements to the water reclamation facility, which included one new anaerobic digester and a new digester control building.

Picnic Point Wastewater Treatment Plant Upgrade | Alderwood Water & Wastewater District, Lynnwood, Washington

Provided predesign of improvements to the existing Picnic Point Wastewater Treatment Plant, which included digester decant pump upgrades.

Applied Research Digester | City of Philadelphia Water Department, Pennsylvania

Assisted with development of an alternatives evaluation report to recommend a digester mixing technology. This evaluation also included preliminary planning for future co-digestion piloting at one of the city's facilities to determine the cost

and potential impacts of feeding food-waste to digesters to increase biogas production.

Digester Upgrade | City of Silverton, Oregon

Designed digester upgrades, which included new covers and mixing system, and all new mechanical equipment.

Easterly Wastewater Treatment Plant Upgrade | City of Vacaville, California

Provided QA/QC review during design of improvements for the Easterly Wastewater Treatment Plant, which included anaerobic digester facility upgrades.

Digester No. 4 | City of Wenatchee, Washington

QA/QC reviewer during design of an additional digester to provide redundancy for downstream unit processes (primary clarifier, aeration basins, and secondary clarification), and ensure full compliance with the cities discharge permit during times when a digester must be removed from service for maintenance (aka cleaning) or repairs.

Primary Digesters 1-3 Rehabilitation | City of Westminster, Colorado

Provided QA/QC review of rehabilitation improvements to the Big Dry Creek Wastewater Treatment Facility Primary Digesters 1-3. These digesters were constructed more than 30 years ago and were in need of rehabilitation. The interior liner had deteriorated and needed to be replaced, cracking in the roof structure was impacting structural integrity, and the mixing system required replacement.

Wastewater Treatment Plant Expansion | City of Yuba City, California

Provided QA/QC review during design of improvements to expand the wastewater treatment plant from 7 to 9 mgd. Improvements included anaerobic digestion system upgrades.

Atlantic Treatment Plant Cambi Thermal Hydrolysis Process (THP) and Fats, Oils, and Grease (FOG) Receiving Station | Hampton Roads Sanitation District, Virginia Beach, Virginia

Assisted with design of improvements to implement a FOG station, improve biosolids cake dewaterability, and produce a Class A production

through a Cambi B6 Thermal Hydrolysis Process (CambiTHP) System. Collaborated to develop an alternative digester cleaning process that significantly reduced project schedule and reduced impacts to digester operations during construction.

Nelson Middle Basin Digester | Johnson County Wastewater, Mission, Kansas

QA/QC review for design of a digester.

Irwin Creek Digester Improvements | Charlotte-Mecklenburg Utilities, Charlotte, North Carolina

Provided QA/QC review during design of improvements to convert four of six floating-cover pump-mixed digesters to fixed-cover, high-rate, mechanically mixed anaerobic digesters at the 15 mgd Irwin Creek Facility. The other two were converted to biosolids storage tanks with floating hydroseal-type covers to contain odors and allow for fluctuating liquid levels and digester gas storage. The project also included installation of fixed concrete digester roofs and digester mixers; sludge recirculation pumps; hot water boilers; heat exchangers; sludge grinders; a digester gas scrubber; and digester gas equipment.

Northside Wastewater Treatment Plant Digester Modifications | City of Tulsa, Oklahoma

Technical quality control lead for the predesign of improvements to the 42 mgd digestion pasteurization system.

Regional Wastewater Treatment Plant Digester Equipment Purchase | City of Yakima, Washington

Project manager for preparation of plans and specification for the prepurchase of digester gasholder covers and digester mixers. Gasholder covers were for the three 40-foot-diameter secondary digesters. This was the first flexible membrane digester gasholder covers for a triplex system. The digester mixers were top mounted slow speed mechanical mixers for one 70-foot diameter and two 45-foot diameter primary digesters.

Durham Advanced Wastewater Treatment Plant, Phase II-A Improvements | Clean Water Service, Tigard, Oregon

Design and construction manager for approximately \$35 million in improvements to solids handling,

chemical conditioning systems, and new controls and piping for existing effluent filters. Replaced sludge incineration with four 700,000-gallon mechanically-mixed anaerobic digesters, three thickening centrifuges, and a new sludge conditioning and storage system using two hydraulically actuated piston pumps and two sludge storage silos providing 5,400 cf of storage capacity. Installed 800-hp dual-fueled engine co-generation system that uses digester or natural gas. Directed a team of 13 engineers and construction management personnel working with as many as seven contractors on site at any one time. Also involved in managing a simultaneous project to program and install new programmable logic controller (PLC) and SCADA controls system.

Pala Casino Wastewater Treatment Plant Design-Build | Pala Casino, Pala, California

Technical adviser during design of improvements to provide a tertiary treatment plant with 0.6 mgd capacity, expandable to 1.2 mgd. Facility included digester.

Wastewater Treatment Plant Upgrade | City of Mount Vernon, Washington

Design lead for predesign effort to upgrade the activated sludge wastewater treatment plant from 12 mgd to an ultimate capacity of 50 mgd. Improvements included new digesters and new biogas management system.

Phase II Dos Rios Digester Mixing and System Enhancements | San Antonio Water System, San Antonio, Texas

Provided QA/QC review during design of rehabilitation improvements for three existing anaerobic digesters, which included replacing the existing digester mixing system, upgrading the electrical components associated with the three digesters, structurally repairing the prestressed concrete digester/sludge holding tank's dome liner and foundation, and replacing the existing waste gas flare system. Existing sludge valves were replaced with new isolation valves. Rehabilitation of the digester mixing system consisted of replacing the existing draft tube mixers with a more effective and efficient pump nozzle mixing system.



Theodore H. Kontonickas, PE (CA)
Project Engineer

Ted is a process and mechanical design engineer with more than 31 years of experience in the analysis and design of HVAC, odor control, plumbing, and process systems in the areas of water and wastewater.

SELECT RELEVANT EXPERIENCE

Digester Piping Improvements | City of San Mateo, California

Project manager for final design, bidding, and engineering services during construction of digester piping Improvements, which included adding an overflow pipe from Digester #1 to the sludge storage tank, adding foam suppression pump into pump manifold, and adding suction piping manifold for digested sludge pumps (to transfer sludge from digester to sludge storage tank). Also served as project manager for subsequent design of improvements to replace selected exposed and buried sludge piping between Digester No. 1, Digester No. 2, and the Digester Control Building. The existing digester piping was impacted by struvite forming, causing reduced flow and increased operations and maintenance (O&M). The replacement with smooth wall pipes will prevent future struvite deposition and allow for easier cleaning in the event of struvite deposition.

Digester No. 1 Mixing System at the City’s Wastewater Treatment Facility | City of Watsonville, California

Project manager for design, bidding, and engineering services for the addition of a mixing system for Digester No. 1 at the wastewater treatment facility. Improvements also included repair of cracks and addition of Enduraflex coating for the Digester No. 1 roof coating, as well as additional piping and valves to feed Digester No. 2 from the existing fats, oils, and grease (FOG) system or from a future FOG facility.

Digester Mixing and FOG Receiving Station Improvements | City of Watsonville, California

Project manager for design of improvements to replace the existing gas mixing system with a high-efficiency pump mixing system to improve mixing efficiency and expand the FOG receiving facilities. The goals of the project are to optimize mixing of the secondary digester to be able to feed FOG and/or food waste slurries to the secondary digester, produce more methane gas for cogeneration, and to increase revenue as a result of additional tipping fees. Improvements to the FOG receiving station included an additional 10,000 gallon storage tank, piping and necessary ancillary equipment.

Digester and Dewatering Improvements | City of Boise City, Idaho

Assisted with design of the expansion of anaerobic digestion process (adding 4th digester) at West Boise Water Renewal Facility. Developed design and specifications to allow parallel digester flow operation to allow Digester No. 3 to be removed from service for cleaning.

EDUCATION

Master of Science, Civil Engineering, California State University, Sacramento, 1994

Bachelor of Science, Mechanical Engineering, California State University, Sacramento, 1990

REGISTRATION

Professional Engineer, Mechanical | California #M-029378

HDR TENURE

31 Years

INDUSTRY TENURE

31 Years

Anaerobic Digester | City of Turlock, California

Assistant project manager and lead project engineer for design and construction of a new anaerobic digester, digester control building, sludge pumping recirculation mixing system, and a hot water pump recirculation system.

Anaerobic Digester | City of Atwater, California

Designed modifications to an anaerobic digester for the 6 mgd wastewater treatment plant, which included demolition of the existing gas compressor mixing system, modification to the sludge supply piping, and new pump mixing system. Two new holes cored into the existing digester for supply and return piping to the mixing pump.

Anaerobic Digester Facility Improvements | Minden-Gardnerville Sanitation District, Minden, Nevada

Provided construction engineering services for anaerobic digester facility improvements, which included: (1) new anaerobic digester; (2) new anaerobic digester control building; (3) new trickling filter feed pumping station to increase peak flow pumping capacity to the trickling filters; (4) rehabilitation of two existing anaerobic digesters to correct deficiencies; and (5) a fourth influent pump.

Anerobic Digester Facility Upgrades for Easterly Wastewater Treatment Plant Tertiary Project | City of Vacaville, California

Provided design and engineering services during construction of filtration improvements for the Easterly Wastewater Treatment Plant, which included anaerobic digester facility upgrades.

Silverton Wastewater Treatment Plant Upgrade | City of Silverton, Oregon

The City of Silverton operates an advanced wastewater treatment facility rated at a maximum monthly flow of 6.6 mgd. Assisted with design of major improvements to the plant, which included a new activated sludge system, refurbishment of two anaerobic digesters with new covers and mixing system, new digester control and biogas buildings, aeration system, addition of a third effluent to increase capacity for pumping to the Oregon Garden, all new mechanical equipment for solids handling facility, grit cyclone and classifier replacement, and refurbishment of the solids side-

stream recycled pumping station with submersible pumps.

Digester No. 4 | City of Wenatchee, Washington

Provided design and engineering services during construction support for additional of a new digester at the wastewater treatment plant to provide redundancy for downstream unit processes (primary clarifier, aeration basins, secondary clarification) and ensure full compliance with the Cities discharge permit during times when a digester must be removed from service for maintenance or repairs.

Sludge Processing System for Phase 2 Deer Creek Wastewater Treatment Plant Upgrade | El Dorado Irrigation District, Placerville, California

Designed sludge processing system for Deer Creek Wastewater Treatment Plant. System modifications included the conversion of aeration basins into aerobic digesters, and conversion of a clarifier into a sludge holding tank. Sludge pumps were added and piping and valve modifications were designed.

El Dorado Hills Wastewater Treatment Plant Phase II-B Improvements | El Dorado Irrigation District, El Dorado Hills, California

Provided design and engineering services during construction of Phase II-B improvements to the El Dorado Hills Wastewater Treatment Plant, including new dissolved oxygen control system, new blower for aeration system building enclosures, new digester gas scrubber, and sludge storage tank conversion.

Biogas Feasibility Assessment | Sacramento Regional County Sanitation District, Elk Grove, California

Assisted with developing the commodity agreement extension terms, as well as evaluating potential alternatives to extending the commodity agreement under updated terms, which included onsite generation of power for use at Sacramento Regional Wastewater Treatment Plant, upgrading digester gas to pipeline quality for sale to others, and conversion of digester gas into a transportation fuel for sale to others.

Phase 5B Wastewater Treatment Plant Improvements | City of Coeur d'Alene, Idaho

Provided HVAC, plumbing, and hydronic system design and engineering services during construction for Phase 5B improvements to the wastewater treatment plant, which included a new anaerobic digester, digester control building, biogas control building, utility corridor, administration/laboratory, and collections maintenance garage, hot water loop system, steam boiler relocation.

Sacramento Regional Wastewater Treatment Plant Service Air and Digester Gas System Modifications for Risk Management and Process Safety Compliance | Regional San, Elk Grove, California

Project manager for business case evaluation, preliminary design, final design, bidding, and engineering services during construction for improvements to the digester gas management system at the 181 mgd Sacramento Regional Wastewater Treatment Plant. The service air system separation and gas management boiler feed systems needed to be modified to improve system reliability and safety, and reduce covered process areas that are affected by the risk management plan regulations and management of change procedures. The existing service air system was separated into two independent systems, including one that serves the covered process area and one that serves the non-covered process areas, each with their own compressors and related equipment. Evaluated whether it is more economical to remove the gas management system feed to the boilers and instead rely solely on natural gas from Pacific Gas & Electric (PG&E). Evaluated the total costs related to maintaining the gas management system feed to the boiler room versus removing it and relying solely on the use of natural gas.

Wastewater Treatment Plant Expansion | City of Yuba City, California

Served as assistant project manager and provided civil, process, mechanical, and odor control design of improvements to expand the wastewater treatment plant from 7 to 9 mgd. Improvements included new headworks with influent pumping and screening, pure oxygen activated sludge system modifications, concrete renovation of the oxygen and chlorine contact basins, plant effluent discharge

pipings modifications, additional reclaimed water pumping system, new cogeneration system utilizing microturbines, anaerobic digestion system upgrades, biosolids management improvements, biofilter odor control, new buildings, miscellaneous site work (including paving), miscellaneous hydraulic improvements, plant-wide electrical system improvements, and plant wide landscaping. Buildings included a new 5,000-square-foot administration building that features offices, conference room, and plant control activities areas; conversion of the existing administration building to a laboratory, new maintenance building, and new maintenance storage building.

Phase 1 Water Reclamation Facility Expansion/Improvements | City of Bozeman, Montana

Provided HVAC, plumbing, and hydronic system design and engineering services during construction for \$53 million improvements to the 13 mgd water reclamation facility to meet to needs of the rapidly growing community and regulatory restrictions. Improvements included solids digestion and dewatering.

Easterly Wastewater Treatment Plant Solids Handling and Gas Utilization Analysis | City of Vacaville, California

Conducted an analysis of the anaerobic digestion system, gas utilization, and cogeneration systems at Easterly Wastewater Treatment Plant. Alternatives that were evaluated included: (1) refurbishing the gas handling system and placing the cogeneration engine in service; (2) anaerobic digestion heating system; (3) digester gas storage and cover replacement; (4) extending the heat loop to the administration building for heating; (5) installing an adsorption chiller at the administration building for cooling; (6) enhancing the digester gas production through the addition of FOG (fats, oil, and grease) system; and (7) alternative gas utilization systems, such as using the existing cogeneration engine, new cogeneration engine, fuel cell, and mini turbine. An opinion of the project cost for the most viable alternatives were developed and discussed in a workshop format to enable to city to select which alternative to implement.



Allan J. Scott
Principal-in-Charge

Allan is an information technology project manager, programmer, and analyst with more than 37 years of experience specializing in information technology, asset management, and geographic information systems (GIS) to support water and wastewater utilities. His experience includes performing analyses, assessments, and implementation of information management systems, and developing strategy and planning documents for gap analysis and system improvement. He has experience providing technologies to support asset management, condition assessment and capital planning, long-range capital forecasting, operations and maintenance (O&M) process improvement and technology implementation. In addition, he has performed a wide range of system development and data management functions, including migration of legacy systems to client/server architecture; design, development, and implementation of new data systems; technical management of information systems; and business management of a corporate service center.

EDUCATION

Master of Science,
Geological Sciences,
University of Nevada,
Las Vegas, 1988

Bachelor of Science,
Geoscience, State
University of New York
at Buffalo, 1984

HDR TENURE

4 Years

INDUSTRY TENURE

37 Years

SELECT RELEVANT EXPERIENCE

Collection System Master Plan | Sanitary District No. 5 of Marin County, Tiburon, California

Project manager for preparation of a collection system master plan, which included: (1) evaluation of pumping station trends, level settings, and hour meters and development of recommendation for enhanced efficiencies; (2) evaluation of system performance, identification of areas of concern as it relates to odor control, and development of recommendations; (3) condition assessment of sewer lift stations and force mains, and development of prioritized rehabilitation/replacement recommendations based on sanitary sewer overflow (SSO) reduction followed by inflow and infiltration reduction potential; and (4) development of a 15-year capital improvement program for recommended sewer capacity improvements and rehabilitation and replacement, as well as cost for recommended improvements.

Infrastructure Asset Management Plan Update and Program Support | Ross Valley Sanitary District, San Rafael, California

Project manager for update of the infrastructure asset management plan, a guiding document for scoping and prioritizing future district asset management activities under the Infrastructure Asset Management Program and Inflow and Infiltration (I&I) Reduction Program. Developed a pipe structural reinspection and repair plan to provide a better understanding of pipe defects and their deterioration rates, as well as provide capital planning and future inspection recommendations. Tools and processes were developed to support district staff owned program for performing defect comparison in the future. A report was prepared that included a schedule for inspection and repairs per the cease and desist order, cost for inspection and repairs, and criteria that identifies whether a Grade 5 Pipeline Assessment and Certification Program (PACP) structural defect has deteriorated upon reinspection. Developed a force main condition assessment plan that ranked the district's force mains to determine where limited inspection budgets should be focused, and evaluated condition

assessment technologies to determine which are appropriate for the force main pipelines to be assessed. HDR worked with the selected condition assessment technology vendors and district staff to develop plans for the inspection work and execute the assessment inspection. A condition assessment data results report was prepared after evaluation of the condition assessment work, which included description of the condition assessment technologies implemented, results of the assessments, and recommendations for improvement to the force main pipelines investigated. The manhole assessment included development of a priority manhole rating model in InfoMaster that assigns a risk score to each manhole based on likelihood of failure and consequence of failure factors, and when combined with an inspection condition score based on manhole inspection results, provides a means of prioritizing manholes for rehabilitation, maintenance, and replacement. A rehabilitation logic decision tree and manhole rehabilitation plan was then developed. The project also included hydraulic model update, preparation of an infiltration and flow (I&I) reduction plan, creek crossing risk assessment, and capital planning integration.

Wastewater Treatment Plant and Field Stations Condition Assessments | South Tahoe Public Utility District, South Lake Tahoe, California

Project manager for structural, electrical, and corrosion condition assessments for the wastewater treatment plant electrical equipment, wastewater treatment plant pipelines, select wastewater treatment plant structures (filter building, blower building, return activated sludge [RAS] pumping station, emergency pumping station, material storage, repair shops, two garages, two maintenance shops), and water and sewer field stations.

Information Technology Asset Management Assessment | Sacramento County Regional Sanitation District (Regional San) and Sacramento Area Sewer District, Sacramento, California

Conducted an evaluation of Regional San's information technology capabilities and practices, and evaluated them against industry asset management best practices. This evaluation included both the Sacramento Regional

Wastewater Treatment Plant and sewer infrastructure. A key component was the evaluation of the district's MAXIMO computerized maintenance management system (CMMS) and how the district was using it for enterprise asset management. Conducted meetings and interviews with district management and staff, and identified the current information technology and geographic information system (GIS) practices, processes, and capabilities, then compare these capabilities with the best asset management-related IT practices in the wastewater industry to determine the optimal improvements for the district. Evaluated the MAXIMO system and provided an assessment of its effective use as well as recommendations and improvements to increase the effectiveness of the district's asset management program. This task was part of the overall strategic asset management program focused on evaluating the district's overall management operations compared to best asset management practices and developing a strategic plan for district improvements.

EchoWater Project Asset Management Design Database Development | Sacramento Regional County Sanitation District (Regional San), Elk Grove, California

Developed a data management system that collects and validates asset, parts, operations and maintenance (O&M) data, and equipment specifications and manuals to support the \$1.7 billion EchoWater project. EchoWater encompasses the design and construction of major facility upgrades at the 185 mgd Sacramento Regional Wastewater Treatment Plant. Provided technical guidance and management for development of the system and processes. The asset management design database is used to collect asset and O&M data throughout the design and construction process and deploy these data to Maximo computerized maintenance management system (CMMS) and the electronic data management system (EDM). The database and associated work processes will prepare Regional San to take over all O&M tasks once testing and commissioning have been completed so there is no lapse in required maintenance. This is a multi-year, multi-project effort that is calculated to reduce Regional San's data management costs by more than 50 percent.



2365 Iron Point Road, Suite 300
Folsom, CA 95630
916.817.4700

hdrinc.com

We practice increased use of sustainable materials and reduction of material use.

© 2022 HDR, Inc., all rights reserved.



Agenda – Notes of Explanation
Sanitary District No. Regular Board Meeting
May 19, 2022

Consideration of Adoption of Resolution No. 2022-01: Determination of Appropriations Limit for Fiscal Year 2022 - 2023 (Dohrmann)

MEMORANDUM:

Appropriation limits are established to determine the maximum amount SD5 can accept in tax revenue from the County of Marin each year. As mandated by the California Department of Finance, following is the methodology used to calculate the Appropriations Limit for Sanitary District No. 5 of Marin County, for the fiscal year 2022-2023:

1. Appropriations Limit for FY2021-2022	\$2,794,510.65
2. Tiburon Population Change (-1.20%)	1.0626
3. <u>CA Per Capita Income Change of Prior Year (7.55%)</u>	<u>x 1.0755</u>
4. <u>FY 2021-2022 Adjustment Factor (1.0626 x 1.0755):</u>	<u>= 1.1428</u>
5. FY 2022-2023 Appropriations Limit (\$2,794,510.65 x 1.1428):	= \$3,193,566.77

RECOMMENDATION:

Review and Approve Appropriation Limits for FY2022-2023 in the amount of **\$3,193,566.77**

Robin Dohrmann
Office Manager

ATTACHMENTS:

- Resolution No. 2022-01: Determination of Appropriation Limit for Fiscal Year 2022-2023
- CA Board of Equalization article on ARTICLE XIII B Constitution Government Spending Limitation
- California Department of Finance, May 2022: Price & Population Information re: Appropriation Limits



Gavin Newsom ■ Governor

1021 O Street, Suite 3110 ■ Sacramento CA 95814 ■ www.dof.ca.gov

May 2022

Dear Fiscal Officer:

Subject: Price Factor and Population Information

Appropriations Limit

California Revenue and Taxation Code section 2227 requires the Department of Finance to transmit an estimate of the percentage change in population to local governments. Each local jurisdiction must use their percentage change in population factor for January 1, 2022, in conjunction with a change in the cost of living, or price factor, to calculate their appropriations limit for fiscal year 2022-23. Attachment A provides the change in California's per capita personal income and an example for utilizing the price factor and population percentage change factor to calculate the 2022-23 appropriations limit. Attachment B provides the city and unincorporated county population percentage change. Attachment C provides the population percentage change for counties and their summed incorporated areas. The population percentage change data excludes federal and state institutionalized populations and military populations.

Population Percent Change for Special Districts

Some special districts must establish an annual appropriations limit. California Revenue and Taxation Code section 2228 provides additional information regarding the appropriations limit. Article XIII B, section 9(C) of the California Constitution exempts certain special districts from the appropriations limit calculation mandate. The code section and the California Constitution can be accessed at the following website: <http://leginfo.legislature.ca.gov/faces/codes.xhtml>.

Special districts required by law to calculate their appropriations limit must present the calculation as part of their annual audit. Any questions special districts have on this requirement should be directed to their county, district legal counsel, or the law itself. No state agency reviews the local appropriations limits.

Population Certification

The population certification program applies only to cities and counties. California Revenue and Taxation Code section 11005.6 mandates Finance to automatically certify any population estimate that exceeds the current certified population with the State Controller's Office. **Finance will certify the higher estimate to the State Controller by June 1, 2022.**

Please Note: The prior year's city population estimates may be revised. The per capita personal income change is based on historical data.

If you have any questions regarding this data, please contact the Demographic Research Unit at (916) 323-4086.

KEELY MARTIN BOSLER
Director
By:

ERIKA LI
Chief Deputy Director

Attachment

Fiscal Year 2022-23

Attachment B
Annual Percent Change in Population Minus Exclusions*
January 1, 2021 to January 1, 2022 and Total Population, January 1, 2022

County City	<u>Percent Change</u>	<u>--- Population Minus Exclusions ---</u>		<u>Total Population</u>
	2021-2022	1-1-21	1-1-22	1-1-2022
Marin				
Belvedere	-1.09	2,103	2,080	2,080
Corte Madera	-1.17	10,147	10,028	10,028
Fairfax	-1.04	7,496	7,418	7,418
Larkspur	-1.28	12,963	12,797	12,797
Mill Valley	-1.09	14,002	13,850	13,850
Novato	-1.06	52,720	52,162	52,441
Ross	-1.24	2,330	2,301	2,301
San Anselmo	-0.99	12,772	12,645	12,645
San Rafael	-1.01	61,179	60,560	60,560
Sausalito	-1.22	7,159	7,072	7,072
Tiburon	-1.20	9,065	8,956	8,956
Unincorporated	-1.21	64,601	63,817	66,987
County Total	-1.11	256,537	253,686	257,135

*Exclusions include residents on federal military installations and group quarters residents in state mental institutions, state and federal correctional institutions and veteran homes.

- A. **Price Factor:** Article XIII B specifies that local jurisdictions select their cost of living factor to compute their appropriation limit by a vote of their governing body. The cost of living factor provided here is per capita personal income. If the percentage change in per capita personal income is selected, the percentage change to be used in setting the fiscal year 2022-23 appropriation limit is:

Per Capita Personal Income

Fiscal Year (FY)	Percentage change over prior year
2022-23	7.55

- B. Following is an example using sample population change and the change in California per capita personal income as growth factors in computing a 2022-23 appropriation limit.

2022-23:

Per Capita Cost of Living Change = 7.55 percent
 Population Change = -0.30 percent

Per Capita Cost of Living converted to a ratio: $\frac{7.55 + 100}{100} = 1.0755$

Population converted to a ratio: $\frac{-1.20 + 100}{100} = 0.988$

Calculation of factor for FY 2022-23: $1.0755 \times 0.988 = 1.0626$

Fiscal Year 2022-23

Attachment B
Annual Percent Change in Population Minus Exclusions*
January 1, 2021 to January 1, 2022 and Total Population, January 1, 2022

County City	<u>Percent Change</u>	<u>--- Population Minus Exclusions ---</u>		<u>Total Population</u>
	2021-2022	1-1-21	1-1-22	1-1-2022
Marin				
Belvedere	-1.09	2,103	2,080	2,080
Corte Madera	-1.17	10,147	10,028	10,028
Fairfax	-1.04	7,496	7,418	7,418
Larkspur	-1.28	12,963	12,797	12,797
Mill Valley	-1.09	14,002	13,850	13,850
Novato	-1.06	52,720	52,162	52,441
Ross	-1.24	2,330	2,301	2,301
San Anselmo	-0.99	12,772	12,645	12,645
San Rafael	-1.01	61,179	60,560	60,560
Sausalito	-1.22	7,159	7,072	7,072
Tiburon	-1.20	9,065	8,956	8,956
Unincorporated	-1.21	64,601	63,817	66,987
County Total	-1.11	256,537	253,686	257,135

*Exclusions include residents on federal military installations and group quarters residents in state mental institutions, state and federal correctional institutions and veteran homes.

RESOLUTION NO. 2022-01

SANITARY DISTRICT NO. 5 OF MARIN COUNTY

**A RESOLUTION APPROVING THE DETERMINATION OF THE
APPROPRIATIONS LIMIT FOR THE TIBURON ZONE OF
SANITARY DISTRICT NO. 5 OF MARIN COUNTY
FOR FISCAL YEAR 2022-2023**

WHEREAS, the provisions of Article XIII B of the California Constitution were implemented by the State Legislature in Government Code Sections 7900 through 7914, and;

WHEREAS, Sanitary District No. 5 of Marin County is required to adopt an “appropriations limit” annually by resolution, and;

WHEREAS, Sanitary District No. 5 of Marin County’s “appropriations limit” is determined by a mathematical calculation set forth in Government Code Section 7902, and;

WHEREAS, Sanitary District No. 5 of Marin County has performed, or caused to be performed, the mathematical calculation set forth in Government Code Section 7902.

NOW, THEREFORE, BE IT RESOLVED, by the Board of Directors of Sanitary District No. 5 of Marin County, California, as follows:

1. Pursuant to Article XIII B of the California Constitution, the District’s maximum limit for the appropriation of tax proceeds for the fiscal year of 2022-2023 is **THREE MILLION, ONE HUNDRED NINETY-THREE THOUSAND, FIVE HUNDRED SIXTY-SIX DOLLARS and SEVENTY-SEVEN CENTS (\$3,193,566.77)**.
2. The calculations for the appropriations limit are available in the Administration Office of the District.

* * * * *

Resolution No. 2022-01
May 19, 2021

I certify that the foregoing is a full, true, and correct copy of a resolution duly and regularly passed and adopted by the Board of Directors of Sanitary District No. 5 of Marin County, California, at a meeting thereof held on the 19th of May, 2022, by the following vote:

AYES, and in favor thereof, Directors:

NOES, Directors:

ABSENT, Directors:

ABSTAIN, Directors:

Approved:

Attest:

John Carapiet
President, Board of Directors

Tod Moody
Secretary, Board of Directors



Gavin Newsom ■ Governor

1021 O Street, Suite 3110 ■ Sacramento CA 95814 ■ www.dof.ca.gov

May 2022

Dear Fiscal Officer:

Subject: Price Factor and Population Information

Appropriations Limit

California Revenue and Taxation Code section 2227 requires the Department of Finance to transmit an estimate of the percentage change in population to local governments. Each local jurisdiction must use their percentage change in population factor for January 1, 2022, in conjunction with a change in the cost of living, or price factor, to calculate their appropriations limit for fiscal year 2022-23. Attachment A provides the change in California's per capita personal income and an example for utilizing the price factor and population percentage change factor to calculate the 2022-23 appropriations limit. Attachment B provides the city and unincorporated county population percentage change. Attachment C provides the population percentage change for counties and their summed incorporated areas. The population percentage change data excludes federal and state institutionalized populations and military populations.

Population Percent Change for Special Districts

Some special districts must establish an annual appropriations limit. California Revenue and Taxation Code section 2228 provides additional information regarding the appropriations limit. Article XIII B, section 9(C) of the California Constitution exempts certain special districts from the appropriations limit calculation mandate. The code section and the California Constitution can be accessed at the following website: <http://leginfo.legislature.ca.gov/faces/codes.xhtml>.

Special districts required by law to calculate their appropriations limit must present the calculation as part of their annual audit. Any questions special districts have on this requirement should be directed to their county, district legal counsel, or the law itself. No state agency reviews the local appropriations limits.

Population Certification

The population certification program applies only to cities and counties. California Revenue and Taxation Code section 11005.6 mandates Finance to automatically certify any population estimate that exceeds the current certified population with the State Controller's Office. **Finance will certify the higher estimate to the State Controller by June 1, 2022.**

Please Note: The prior year's city population estimates may be revised. The per capita personal income change is based on historical data.

If you have any questions regarding this data, please contact the Demographic Research Unit at (916) 323-4086.

KEELY MARTIN BOSLER
Director
By:

ERIKA LI
Chief Deputy Director

Attachment

- A. **Price Factor:** Article XIII B specifies that local jurisdictions select their cost of living factor to compute their appropriation limit by a vote of their governing body. The cost of living factor provided here is per capita personal income. If the percentage change in per capita personal income is selected, the percentage change to be used in setting the fiscal year 2022-23 appropriation limit is:

Per Capita Personal Income

Fiscal Year (FY)	Percentage change over prior year
2022-23	7.55

- B. Following is an example using sample population change and the change in California per capita personal income as growth factors in computing a 2022-23 appropriation limit.

2022-23:

Per Capita Cost of Living Change = 7.55 percent
Population Change = -0.30 percent

Per Capita Cost of Living converted to a ratio: $\frac{7.55 + 100}{100} = 1.0755$

Population converted to a ratio: $\frac{-1.20 + 100}{100} = 0.988$

Calculation of factor for FY 2022-23: $1.0755 \times 0.988 = 1.0626$

CHAPTER 5

GOVERNMENT APPROPRIATIONS LIMIT: ARTICLE XIII B OF THE CALIFORNIA CONSTITUTION

HIGHLIGHTS

- What is the Appropriations Limit
 - Expenditures Versus Appropriations
 - How the Appropriations Limit Works
 - History of the State's Limit
 - Relationship Between State and Local Limits
-

1. IN BRIEF: WHAT IS THE APPROPRIATIONS LIMIT?

Proposition 4 approved by the voters in November 1979 added California Constitution, Article XIII B. Article XIII B limits the level of most appropriations from tax sources that the state and most local government entities are permitted to make in any given year. The limit for each year is equal to the limit for the prior year, adjusted for changes in the cost-of-living and population. Various other adjustments are also required. The first year in which appropriations limits applied to state and local governments in California was fiscal year (FY) 1980-81.

Article XIII B also requires state and local governments to return to taxpayers (or in certain cases, K-14 education programs) any tax revenues in excess of the amount that can be appropriated in any given FY.

This constitutional provision also contains requirements that the state reimburse local governments and school districts for the costs of complying with state mandates, and requires the Legislature to establish a prudent state reserve fund.

Article XIII B was significantly modified by two initiative constitutional amendments approved by the state's voters in November 1988, Propositions 98 and 99. Proposition 111, approved by the voters in June 1990, made several additional significant revisions in the appropriations limit. Changes made by these propositions are noted in the following sections.

2. EXPENDITURES VERSUS APPROPRIATIONS

The terms "appropriations limit" and "spending limit" or "expenditure limit" are often used interchangeably, and there is some confusion about the difference between appropriations and expenditures.

An appropriation is an action by the Legislature to set aside an amount of money for a specified purpose. In short, an appropriation authorizes money to be spent. Appropriations are made in the annual Budget Bill, or in individual bills providing for specific governmental programs.

The actual expenditure of money occurs later, and is implemented by the State Controller. Writing checks is a ministerial function of the Controller. The Controller has no authority to expend money that has not been appropriated by the Legislature.

The amount of an expenditure on a program may not equal the appropriation for that program. For example, if the number of clients for a particular government service is actually less than anticipated, the appropriation may be larger than the amount actually spent.

Article XIII B sets forth a limit on the amounts that may be appropriated from government proceeds of taxes. In the remainder of this chapter, Article XIII B will be referred to as an appropriations limit, although in casual conversation and popular press it is often called a spending limit.

3. HOW THE APPROPRIATIONS LIMIT WORKS

Most of the operative provisions of Article XIII B are provided in the Constitution. Some features required statutory implementation, which was accomplished by legislation enacted in 1980, and again in 1990 for changes made by Proposition 111.

The paragraphs below describe how the appropriations limit works, based on both constitutional and statutory provisions. Opinions provided by the Legislative Counsel and the Attorney General have contributed to our interpretation of the provisions of Article XIII B.

Which Governmental Agencies Have Limits. Article XIII B applies to the state and to most units of local government -- cities, counties, K-12 school districts, community college districts, and special districts. Each governmental entity has its own appropriations limit. The few local governmental entities that are not subject to an appropriations limit are:

**CHAPTER 5
GOVERNMENT APPROPRIATIONS LIMIT:
ARTICLE XIII B OF THE
CALIFORNIA CONSTITUTION**

- Special districts in existence on January 1, 1987 that did not levy a property tax rate in excess of 12.5% in FY 1977-78; and
- New special districts formed since that time by a vote of the people that are not funded from proceeds of taxes.

Which Revenues Are Subject to Limit. Article XIII B places a limit on appropriations from most, but not all, government revenue sources. The limit applies to appropriations from proceeds of taxes from both the general fund and special funds of government entities. Proceeds of taxes include tax revenues, interest earnings on invested tax revenues, and any revenues collected by a regulatory license fee or user charge in excess of the amount needed to cover the cost of providing the regulation, product, or service.

Appropriations from non-tax revenues are excluded from the limit. Examples of non-tax proceeds include lottery proceeds, tidelands oil revenues, federal funds, proceeds from the sale of government property, revenues from regulatory license fees or user charges equal to the amount needed to cover the cost of providing the function, gifts, and borrowed funds.

Proposition 111 excluded appropriations from the following revenue sources from the limit:

- Gas and diesel tax revenues above nine cents per gallon;
- Sales and use taxes collected on gas and diesel taxes above nine cents per gallon; and
- Truck weight fees that exceed those in effect on January 1, 1990.

Which Appropriations Are Subject to Limit. Appropriations for almost all government functions are subject to limitation under Article XIII B. However, there are some important exceptions.

The original Proposition 4 provided that the following appropriations are not limited, even if made from proceeds of taxes:

- Subventions from the state to local governments and schools, the use of which is unrestricted (these subventions are not subject to the state's limit, but instead are counted as subject to the local entity's limit);
- Appropriations to pay for costs of complying with federal laws and court mandates;

**CHAPTER 5
GOVERNMENT APPROPRIATIONS LIMIT:
ARTICLE XIII B OF THE
CALIFORNIA CONSTITUTION**

- Payments for interest and redemption charges on pre-existing (i.e., pre-Proposition 4) or voter-approved bonded indebtedness;
- Withdrawals from previously appropriated reserve funds; and
- Refunds of taxes.

Proposition 99, adopted by the voters in November 1988, created another major category of appropriations not subject to the limit. These are appropriations of new tax moneys from cigarette and tobacco products resulting from tax increases imposed by Proposition 99. Under that statutory initiative, beginning in FY 1988-89, state revenues from those new or increased cigarette and tobacco taxes are set aside in special accounts for expenditure on treatment or research of tobacco-related diseases, tobacco health education programs, and wildlife preservation and related programs. All such appropriations are exempt from limitation under Article XIII B.

Proposition 111 excluded capital outlay from the appropriations limit. This change reflects the fact that while capital outlay appropriations are made during a single budget year, they reflect long-term investments that are utilized over a number of years.

Appropriations directly related to an emergency, such as a fire, earthquake, or other natural disaster, were also excluded from the limit by Proposition 111. No reduction in future limits is required for appropriations made for these emergency purposes.

The "Base Year" Limit. The first year that limits were in effect was FY 1980-81. The base year for determining the appropriations limit in FY 1980-81 was FY 1978-79. Actual appropriations in the FY 1978-79 fiscal year that had been financed by the proceeds of taxes were the starting point. Appropriations not subject to limitation (see above) were subtracted from that figure and this became the "base year" level of appropriations for computing all subsequent years' limits.

Proposition 111 updated the base year for calculating the limit for each government entity to FY 1986-87. For fiscal years beginning with FY 1990-91, the limit for each entity is the FY 1986-87 limit adjusted annually as specified by Article XIII B as amended by Proposition 111.

Base year appropriations limits for new local government entities incorporated after the enactment of Article XIII B are to be established by local agency formation commissions or county formation review commissions, and approved by the voters of the incorporation or formation elections.

Annual Adjustments to the Limit. The appropriations limit for each year since FY 1980-81 is calculated by adjusting the base year limit for changes in the cost-of-living

CHAPTER 5
GOVERNMENT APPROPRIATIONS LIMIT:
ARTICLE XIII B OF THE
CALIFORNIA CONSTITUTION

and population. Proposition 111, passed by the voters in June 1990, revised each of the adjustment factors. Specifically, annual adjustments to limits, either upward or downward, are made as follows:

◦ Cost-of-Living.

State and schools. Governments' limits are adjusted by the change in California per capita personal income.

Local agencies (except schools). Limits are adjusted by the change in California per capita personal income or the change in the local property tax roll due to the addition of new nonresidential construction.

◦ Population.

State. The population factor is calculated by adding: (a) the change in the state's total population weighted by the percent of the budget spent on non-educational programs, and (b) the change in average daily attendance (ADA) for K-14 education weighted by the percentage of the budget spent on K-14 education.

Local agencies. The population factor is the percentage change in the jurisdiction or in the county in which the jurisdiction is located. Special districts located in two or more counties may use the change in the county in which the district has the highest assessed valuation.

Counties. The population change for counties can be calculated by using one of three methods: (a) the percentage change in population within the county; (b) the percentage change in population for both the county itself and contiguous counties; or (c) the percentage change in population within the incorporated portion of the county.

K-14 Schools. The change in population is the percentage change in average daily attendance.

◦ Program Transfers. Limits of governmental entities are modified to reflect transfers of financial responsibility from one level of government to another. The limit of the new service provider is increased by the amount the former service provider's limit is reduced.

◦ Funding Transfers. Adjustments either upward or downward are made to account for transfers of program funding sources, for example from tax revenues (subject to limit) to fees (not subject to limit).

**CHAPTER 5
GOVERNMENT APPROPRIATIONS LIMIT:
ARTICLE XIII B OF THE
CALIFORNIA CONSTITUTION**

The level of appropriations actually made by a government entity in any year does not have any bearing on the calculation of the appropriations limit for the subsequent years. Each year's limit is computed based on the prior year's limit, not the prior year's appropriations.

If the governing body actually appropriates less money than what would be permitted by the limit, it has "room" under its limit, and the limit will be further adjusted the following year for cost-of-living and population changes. A government entity does not "lose" room under its limit for the future by appropriating less than the maximum permitted in any year.

Appropriations Permitted in Excess of the Limit. Article XIII B sets forth two circumstances under which governments may make appropriations in excess of their limits:

- Emergency. Appropriations for declared emergencies do not count towards and may be made in excess of the limit. Proposition 111 removed the requirement that the limits for future years must be reduced over a three-year period so that there would be no total increase in allowable appropriations.
- Voter Approval. Article XIII B permits voters of a jurisdiction to authorize an increase in the appropriations limit. However, no voter-approved increase may be in effect for more than four years. At the end of the four-year period, either the voters must approve another increase or the limit must return to the level it would otherwise have been.

When Revenues Exceed the Appropriations Limit. A government entity may receive revenues during a fiscal year that exceed its appropriations limit. Proposition 111 allows governments to average appropriations over a two year period before becoming subject to the excess revenue provisions of Article XIII B. In other words, a government entity can offset appropriations that exceeds its appropriations limit in one year of a two-year period by appropriating less than the limit in the other year. If revenues exceed the appropriations limit after taking this two-year averaging into account and authority to appropriate is not provided by either an emergency declaration or voter approval, Article XIII B as amended by Propositions 98 and 111 sets forth a process for disposing of the excess state revenues:

- Education Programs. After the two-year averaging period, 50% of any excess revenues are transferred to the State School Fund for elementary, secondary and community college education. A portion of this excess revenue (25%) may effectively be built into the base used to calculate future funding required by Proposition 98 if the excess funds are used for a specified purpose. The transfer to education is not required if the state's average expenditure per student and average class size is equal to or exceeds that of the ten states with

the best performance in these areas.

- Return of Excess. The 50% of excess revenues remaining after the transfer to education must be returned to taxpayers within the following two years. The return can be made through a reduction in the tax rate or as a fee reduction.

4. HISTORY OF THE STATE'S LIMIT, FYS 1980-81 TO 2006-07

How the Limit is Administered. Under statute, the Governor must submit to the Legislature along with the budget an estimate of the state's appropriations limit for the budget year. The estimate is subject to the budget process, and the official limit is established in the annual Budget Bill. The Department of Finance and the Legislative Analyst's Office have developed the methodologies necessary to compute the limit annually.

Effect of the State's Limit FYS 1980-81 to 1986-87. For the first five years that Article XIII B was operative, it essentially had no constraining effect on state budgets. Changes in population and CPI outpaced the growth in state revenue in the early 1980s, so that actual revenues received were the constraint on the level of state spending until FY 1986-87.

During this period unused "room" under the state's appropriations limit peaked in FY 1982-83 at \$3.4 billion, and declined steadily after that. A decline in the rate of inflation after that time reduced the rate at which the limit was raised annually, while at the same time a robust economy brought steady growth in state revenues. In late 1986, analysts were predicting that by FY 1987-88, the Article XIII B appropriations limit would begin to function as a significant constraint on state spending.

However, an unanticipated surge in tax revenues in the spring of 1987 caught most observers by surprise. That revenue surge, caused primarily by taxpayer reaction to the federal Tax Reform Act of 1986, pushed the state substantially over its appropriations limit for the first time during the 1986-87 fiscal year. The state ended that fiscal year with \$1.1 billion in excess revenues.

FY 1986-87 Rebate of Excess Revenues. During FY 1986-87 Article XIII B required excess revenues to be returned by means of a tax rate reduction or fee reduction. The method selected to deal with the \$1.1 billion in excess state revenues for the 1986-87 FY was to send rebate checks to 11.1 million personal income taxpayers.

The Limit Today. Revisions to the limit calculation implemented by Proposition 111 have continued to result in room under the appropriations limit since 1986. For example, California is expected to be almost \$12 billion under the appropriations cap in FY 2007-08.

5. RELATIONSHIP BETWEEN THE STATE'S AND LOCAL GOVERNMENTS' LIMITS

Subventions. As noted above, subventions from the state to local governments that are unrestricted as to the purposes for which they may be spent are not counted as state expenditures subject to limit, but rather are counted against the local limit.

With respect to K-12 school districts, a portion of a district's revenue limit apportionment from the state constitutes a subvention for purposes of Article XIII B. Subventions are defined as amounts necessary to fund the "foundation program," after taking into account local tax revenues. The "foundation program" represents a computed value that generally is less than the revenue limit amount. The balance of the regular apportionment, as well as apportionments for categorical programs, are not considered to be subventions. State subventions for community college districts are determined similarly.

Reporting Requirements. Legislation enacted in 1987 requires local entities to include information in their annual budget documents relating to their appropriations limits and their appropriations subject to the limit. Proposition 111 requires that the annual calculation of a local government entity's appropriations limit shall be part of that entity's annual financial audit.

6. CODE

California Constitution, Article XIII B

Government Code Sections 7900-7914

Education Code Sections 41203-41206

Management

Tony Rubio District Manager
Robin Dorhrmann Office Manager

2001 Paradise Drive
Tiburon CA 94920
415-435-1501 Tel.
415-435-0221 Fax.
www.sani5.org

**SANITARY DISTRICT
of MARIN COUNTY**



1922-2022

Board of Directors

John Carapiet	President
Omar Arias	Vice President
Tod Moody	Secretary
Catherine Benediktsson	Director
Richard Snyder	Director

100 Years Of Public Service

Date: May 10, 2022
Property Owner: Mallard Point 1951, LLC
Property Owner Address: 39 Forrest Street Mill Valley CA 94941
Applicant: Bruce Dorfman
BD@ThompsonDorfman.com
Project Name: Mallard Point Project Will Serve Request
Project Address: 1-22 Mallard Rd, Belvedere CA 94920
Project APN: APN 060-072-18, 060-072-27, 060-072-28

RE: Conditional Will Serve Letter

Dear Mr. Dorfman,

The purpose of this letter is to confirm that Sanitary District No. 5 of Marin County has determined that, at this time, based off the additional units (20) to be added to the current (22) per day (42 total units), the District's Main WWTP has the ability to provide sanitary sewer service for the property located at 1-22 Mallard Drive, CA 94920, assuming the conditions listed below are addressed. This letter only serves to notify you that sanitary sewer services are currently available to this property. This letter does not constitute preliminary or final approval of any proposed project until such time that building plans, approved by the City of Belvedere, have been submitted to the District for review and approval. Please note that private lateral connections to the District's Main are the sole responsibility of the property owner, at the property owner's cost, and the feasibility of such a connection is not addressed by this letter.

The terms and conditions of approval for this connection are as followed:

1. The applicant will be required to install the sanitary sewer improvements as specified in any District Conditions of Approval for the project established at the time of the application.
2. The applicant will be required to pay the appropriate connection and inspection fees, and shall be subject to all applicable rules and regulations of the District.
3. The current Mallard Pointe Subdivision sewerage system is privately owned and maintained. Clarify who will own and maintain each part of the proposed private

sewer system and the commonly shared privately owned sewer main prior to connection to the SD5 system, and what legal mechanism will be imposed on the homeowners for adequate maintenance of the private sewer system. Additionally, if the Project applicant intends to offer for dedication any portion of the private sewer system to the District, please provide draft conveyance documents as required by section 3.05.410 sanitary code.

4. Final walkthrough of the property to determine total fixture count for calculating SD5 connection fees and payment of those connection fees.
5. Provision of sanitary sewer services to the property owner is contingent upon the development meeting the requirements of any governmental entity having jurisdiction over such development.

Please be advised that, prior to connection, you must complete the District's permitting process and pay all required connection and inspection fees in full and also comply with all District standards and specifications

The connection fees in Belvedere Zone are currently set at \$1278 per fixture unit.

By issuing this **Conditional Will-Serve Letter**, Sanitary District No.5 of Marin County is not incurring any liability of any nature, including but not limited to mandate, damages or injunctive relief. SD5 is making no representation to the applicant nor waiving any rights it has under any applicable state or federal law. In the event there is any court imposed moratorium or a government agency imposes a moratorium on SD5 a connection to the District may not occur. Furthermore in the event there is not sufficient capacity, a connection to the District may not occur. The property owner acknowledges that this letter does not constitute any guaranty that at the time of connection, sanitary sewer service will be available.

If connection has not been made within three years, the allocation will be terminated without prejudice and you will be able to re-apply for allocation. Please sign and date the original of this letter and return it to the District office within 30 days. The copy is for your records.

Sincerely,

Tony Rubio
District Manager

AGREED:

Project Applicant

Date

CC: Benjamin Stock, Legal Counsel- Burke, Williams & Sorensen, LLP
John Carapiet, Board President
Joel Alvarez, SD5 Permits

Agenda – Notes of Explanation
Sanitary District No. 5 Special Board Meeting
May 19, 2022

Review and authorize District Manager to award Chemical Contracts for FY2022-2023 received through the Bay Area Chemical Consortium Group (BACC) bidding process.

STAFF REPORT:

The District is part of the BACC group for annual bulk chemical contracts for Sodium Hypochlorite and Sodium Bisulfite. The low bidder for this upcoming fiscal year is the Districts current supplier Univar. The cost of Sodium Bisulfite is increasing 13% from last fiscal year and the cost of Sodium Hypochlorite is increasing 92% from last fiscal year

<u>Fiscal Year 2021-2022 Costs:</u>	<u>Fiscal Year 2022-2023 Costs</u>
Bisulfite = \$1.30/gallon	Bisulfite= \$1.47/gallon
Hypochlorite= \$0.76/gallon	Hypochlorite= \$1.46/gallon

FISCAL IMPACT:

A 13% increase for sodium bisulfite and a 92% increase in cost for sodium hypochlorite chemicals.

CEQA (California Environmental Quality Act)

Exempt

Recommendation:

Approve and Authorize the District Manager to award Chemical Contracts for FY2021-2022 received through the Bay Area Chemical Consortium Group (BACC) bidding process.



Tony Rubio, District Manager

Attachments:

Bid sheet estimate and BACC letters with bid break down.



March 15, 2022

Univar Solutions USA Inc.
Attn: Jennifer Perras
8201 S 212th St.
Kent, WA 98032

RE: Award Contract in Response to Bay Area Chemical Consortium (BACC) Bid No. 11-2022 for Supply and Delivery of SODIUM BISULFITE.

Dear Ms. Perras,

We are pleased to advise you that the bid submitted by Univar Solutions USA Inc. for Bid No. 11-2022 was determined to be the lowest responsive bid for the supply and delivery of SODIUM BISULFITE during the period July 1, 2022 through June 30, 2023.

The participating BACC Agencies should be contacting you shortly to discuss entering into contracts with Univar Solutions USA Inc. for their respective facilities.

Bay Area Chemical Consortium sincerely appreciates your efforts and participation in the competitive bid process.

If you have any questions, please free to contact me at jdymment@bacwa.org

Sincerely,

A handwritten signature in black ink, appearing to read "JDymment", with a long horizontal stroke extending to the right.

Jennifer Dymment
Assistant Executive Director
BACWA.org
as Coordinating Agency for the Bay Area Chemical Consortium

Bay Area Clean Water Agencies
 Bid Results for Project 11-2022 SODIUM BISULFITE
 Issued on 01/27/2022
 Bid Due on February 24, 2022 4:00 PM (PDT)
 Exported on 02/24/2022
SINGLE BID AWARD

Section	SODIUM BISULFITE 25% Solution							SODIUM BISULFITE 40% Solution				SODIUM BISULFITE 20% (Optional)
	Central Valley	East Bay	Marin Sonoma Napa	North Bay	Peninsula	Sacramento	South Bay	Central Valley	East Bay	Peninsula	Sacramento	East Bay
Description												
Unit of Measure	gal	gal	gal	gal	gal	gal	gal	gal	gal	gal	gal	gal
Univar Solutions USA Inc.	1.4750	1.4750	1.4750	1.4750	1.4750	1.8600	1.4750	1.9950	1.9950	1.9950	1.9950	1.4750

Per Section 2.16 Method of Award
 Bids may be awarded by the participating BACC agencies to the lowest, responsive, and responsible bidder meeting the specifications for bulk loads for the chemical. The lowest responsive bidder will be determined by multiplying the estimated annual quantity for each participating BACC agency by the bid price for their region, and adding up the aggregate cost to all of the participating agencies in the regions. The **single bid** that results in the lowest overall cost to the participating agencies as a group will be determined by BACC to be the low bid, assuming the bid is determined by BACC to be complete and in compliance with the bid requirements. BACC has the right to delete terms or options from the bid contract documents and reserves the right to reject any and all bids and to waive irregularities of said bids.



March 15, 2022

Univar Solutions USA Inc.
Attn: Jennifer Perras
8201 S 212th St.
Kent, WA 98032

RE: Regional Award Contract in Response to Bay Area Chemical Consortium (BACC) Bid No. 13-2022 for Supply and Delivery of SODIUM HYPOCHLORITE 12.5% in Central Valley, East Bay, Marin Sonoma Napa, North Bay, Peninsula, Sacramento, South Bay and Tri Valley regions.

Dear Ms. Perras,

We are pleased to advise you that the bid submitted by Univar Solutions USA Inc. for Bid No. 13-2022 was determined to be the lowest responsive bid for the supply and delivery of SODIUM HYPOCHLORITE 12.5% during the period July 1, 2022 through June 30, 2023 in regions: Central Valley, East Bay, Marin Sonoma Napa, North Bay, Peninsula, Sacramento, South Bay and Tri Valley.

The participating BACC Agencies from the above regions should be contacting you shortly to discuss entering into contracts with Univar Solutions USA Inc. for their respective facilities.

Bay Area Chemical Consortium sincerely appreciates your efforts and participation in the competitive bid process.

If you have any questions, please free to contact me at jdymment@bacwa.org

Sincerely,

A handwritten signature in black ink, appearing to read "JDymment", is written over a light blue horizontal line.

Jennifer Dymment
Assistant Executive Director
BACWA.org
as Coordinating Agency for the Bay Area Chemical Consortium

Bay Area Clean Water Agencies
 Bid Results for Project 13-2022 SODIUM HYPOCHLORITE 12.5%
 Issued on 01/27/2022
 Bid Due on February 24, 2022 4:00 PM (PDT)
 Exported on 02/24/2022
REGIONAL BID AWARD

Section	SODIUM HYPOCHLORITE 12.5%									SODIUM HYPOCHLORITE 12.5% In 275-gal totes (Optional bid item)	SODIUM HYPOCHLORITE 12.5% In Drums (Optional bid item)			SODIUM HYPOCHLORITE 5.25% (Optional bid item)
	Central Valley	East Bay	Marin Sonoma	North Bay	Peninsula	Sacramento	South Bay	Tri Valley		North Bay	Central Valley	North Bay	Sacramento	Sacramento
Description	gal	gal	Napa gal	gal	gal	gal	gal	gal	gal	gal	gal	gal	gal	gal
Unit of Measure														
Univar Solutions USA Inc.	1.5469	1.4322	1.4640	1.3852	1.4916	1.5166	1.4642	1.4424		no bid	no bid	no bid	no bid	no bid
Olin Corporation	1.5490	1.4940	1.5890	1.5490	1.5490	1.5490	1.6240	1.4940		no bid	no bid	no bid	no bid	0.9290
Hasa, Inc.	5.0000	1.6300	5.0000	1.6100	5.0000	5.0000	5.0000	5.0000		2.0100	no bid	2.1500	no bid	no bid

Lowest responsive bid for each region

Per Section 2.16 Method of Award
 Bids may be awarded by the participating BACC agencies to the lowest, responsive, and responsible bidder for each listed region meeting the specifications for bulk loads for the chemical. The lowest responsive bidder for this chemical will be determined for each region listed on the Bid Form. The bidder that meets the specifications and submits the lowest overall bid price for a particular region may be awarded the bid by the participating agencies in that region, assuming the bid is determined by BACC to be complete and in compliance with the bid requirements. The lowest overall bid price for each region will be determined by multiplying the estimated annual quantity for each participating agency within the particular region by the bid prices for the region, and adding up the aggregate cost. BACC has the right to delete terms or options from the bid contract documents and reserves the right to reject any and all bids and to waive irregularities in said bids.

Agenda – Notes of Explanation
Sanitary District No. 5 Regular Board Meeting
May 19, 2022

Review and accept proposal from BearCom and authorize District Manager to purchase radios for District enhanced emergency preparedness and improved staff communications

STAFF REPORT:

Currently the District uses Verizon for cell phone communications. Prior to that the District had sprint and changed to Verizon because Sprin had become unreliable after the removal of the old Nextel Cell site that was located on District property. Verizon works slightly better but is unreliable in the plant due to many different factors (mainly the thick concrete walls) Staff has been on the search for radios using the current FCC licensed radio signals the District has for the implementation of improved staff communications. As a safety related item it is critical that staff can reliably communicate with one another on tasks – especially during emergency situations (wet weather events, PSPS, sewer overflows etc.)

Staff performed testing with the radios in the main plant to ensure the radios quoted would work for in plant communications and in and around Tiburon and Belvedere service areas. The model selected is a water proof model that will prolong the life of the radio due to the nature of our industry. (the smaller (2w) option is not water proof). As prices continue to increase we would like to order these radios now as to avoid mark ups going into next fiscal year

FISCAL IMPACT:

\$16,327 for in plant and in vehicle radio communications

This item is not budgeted and will have to come from Capital Reserves.

CEQA (California Environmental Quality Act)

Exempt

Recommendation:

Approve the use of \$16,327 (unbudgeted) from Main Plant Capital Reserves for the order of new radios for enhanced staff communication (safety)



Tony Rubio, District Manager

ATTACHMENT:

BearCom Proposal



Proposal

Customer/Prospect Number 5509123

SANITARY DISTRICT NO. 5 OF MARIN COUNTY

Item #2

Customer Contact: CHAD Email: cbilsborough@sani5.org
Phone Number: 415 314-3422 Delivery Instr:

Quantity	Part Number	Unit Price	Extended Price
10	XPR3300E UHF 4W 16C UL WITHOUT THE WIFI AND BT CAPABI PACKAGE DETAILS BELOW	862.00	8,620.00
10	MOT CM200D 403-470 25W DIGITAL BASE STATION PACKAGE DETAILS BELOW <i>BC Extended Warranty Coverage 1 Year</i>	679.00 <i>82.00</i>	6,790.00 <i>820.00</i>
1	ASNSL11SM/GTX/M1225 TAL ASTRON POWER SUPPLY W/HOOD FOR CM200D	199.00	199.00
10	G8MI TES LAIRD ANTENNA MAG MOUNT ANTENNA MOUNT FOR CM200D	44.00	440.00
10	QW450 LAIRD UHF MOBILE ANT ANTENNA FOR CM200D	11.36	113.60
9	MOT IGNITION SWITCH CABLE FOR CM200D	18.36	165.24

Protect your investment now! Purchase an affordable BearCom Extended Warranty!

Quote valid until 04/30/22 Confidential and Proprietary

X _____
Customer Signature

Sub Total	16,327.84
Shipping and Handling	TBD
Tax	TBD
Total	16,327.84

Check with your Bearcom executive for current Motorola financing promotions through LCA

12 Months 1,428.62 24 Months 756.94 36 Months 523.36 48 Months 410.92 60 Months 344.96

Click on the Link to APPLY NOW: <http://mylease.leasecorp.com/bearcom>

ANDREW WILDER
Account Executive
Andrew.Wilder@BearCom.com

SAN DIEGO/ESCONDIDO Branch Office: 800-338-1949

FREE PROGRAMMING



XPR3300E Standard Package Includes:

- Li-ion IMPRES Li-Ion, 2100 mAh IP68 with Belt Clip (PMNN4491_)
- IMPRES? Single-Unit Charger CEC Compliant (PMPN4174A)
- UHF or VHF Antenna (must select appropriate option)
- 2" Belt Clip (PMLN4651)
- Accessory Dust Cover (0104058J40)
- 5 Year Essential Repair and Software

CM200D Standard Package Includes:

- Standard Microphone (PMMN4090)
- Standard Low Profile Mounting Bracket (RLN6469)
- Standard Power Cable (HKN4137)
- 3 Year Warranty

Agenda – Notes of Explanation
Sanitary District No. 5 Regular Board Meeting
May 19, 2022

Review and discuss proposal from BayCity Boiler regarding retube work that must be performed prior to Digester rehab project. Accept proposal and authorize District Manager to schedule retubing

STAFF REPORT:

The Districts only in service Boiler is in need of a retubing- several tubes have failed and have been required to be taken out of service. The boiler is used to heat the Digesters and a critical piece of equipment. The expansion tank on the unit has failed on the unit and also needs replacing. Staff has worked with Bay City boiler to prepare for these repairs and to provide temporary heating to the Digester during the 2 days the boiler will be down for service for the retubing and expansion tank replacement.

The cost of the retubing is an item that was unbudgeted and above my approval limit.

This work must be done prior to our Digester rehab project.

FISCAL IMPACT:

\$34,315 for Boiler retube and Expansion Tank replacement

This item is not budgeted and will have to come from Capital Reserves.

CEQA (California Environmental Quality Act)

Exempt

Recommendation:

Approve the use of \$34,315 (unbudgeted) from Main Plant Capital Reserves for retubing of the MP Boiler.



Tony Rubio, District Manager

ATTACHMENT:

BayCity Boiler Proposal



BAY CITY BOILER | 800-8-LOW-NOX

LOCATIONS:
San Francisco Bay Area
23312 Cabot Blvd Hayward, CA 94545
Fresno
5257 E Pine Ave Fresno, CA 93727
Stockton
4082 Metro Dr Stockton, CA 95215

March 3, 2022

Sanitation District 5 of Marin
Tiburon, CA

Subject: LES Boiler Retube

Bay City Boiler is pleased to offer you this proposal to complete a full retube on your LES Boiler HW-20

Scope of work: Full Retube

- Schedule work with customer.
 - a. *Rental connections to be installed prior under separate agreement.*
- Supply rental boiler of similar capacity, running on Natural gas.
- Place rental unit outside boiler room door.
- Connect rental using temporary hoses to existing connections on system.
- Commission rental and confirm operation.
- Mobilize and set up equipment for repair.
- Isolate and drain the boiler.
- Remove doors and panels to gain access to the tubes.
- Burn (50) tubes loose from the tube sheets.
- Existing welds to be removed via torch and grinder.
- Remove tubes from the boiler.
- Inspect the tube sheets.
- Unload new tubes and stage & load old tubes on truck for disposal.
- Clean tube holes and tube sheets.
- Install (50) each 1 3/4" SA 178 tubes into the tube sheets.
- Supply and install new make up water pressure reducing valve.
- Remove existing failed Expansion tank.
- Supply and install new expansion tank, American Wheatley BDT-013.
- Fill the boiler and perform hydro test to ensure no leaks are found.
- Start up boiler and check the burner.
- Clean up the work area

Labor, Parts, Materials & Tax.....\$34,315.00

Sincerely,

Jon Bruland

Aftermarket Services

This proposal is based on the following Qualifications, Terms & Conditions.

1. Service Labor Payment Terms:



- a. Net 30 Days
- 2. This proposal is valid for 30 days, unless otherwise specified.
- 3. Payment terms are net 30 days on all invoices unless otherwise agreed to. We reserve the right to suspend or terminate any further work in the event payment is not made when due.
- 4. This proposal is contingent upon approval of the customer's credit.
- 5. The price as specified excludes all applicable taxes unless otherwise stated in the proposal.
- 6. The proposal does not include any engineering, design, structural or seismic calculations unless specifically identified in the scope of work.
- 7. This proposal assumes that existing valves necessary to isolate the equipment to enable us to perform our work are in good working order. Any demobilization/remobilization costs resulting from failure of customer's valves to allow proper isolation will be charged to the customer.
- 8. We do not assume responsibility or give any warranty for equipment which is not of our own manufacturer, except to extend to customer any express warranty of the original equipment manufacturer, which may be so extended.
- 9. We warrant that our work shall be performed in a good and workmanlike manner, shall be of good quality, and free from faults and defects. The term of our warranty is one year from the date of substantial completion of the work.
- 10. This proposal is based upon our standard general liability insurance limit of \$1,000,000. Additional insurance is available and can be priced upon request.
- 11. We exclude all permits except those specifically identified in the scope of work.
- 12. We shall have no obligation to perform any work that would require the handling of or exposure to hazardous materials, including but not limited to asbestos and lead paint. We will require a copy of the asbestos and lead paint survey prior to starting the work.
- 13. This proposal assumes straight time, normal weekdays, Monday through Friday, between the hours of 7:00AM and 3:30 PM, unless otherwise specified.
- 14. This proposal assumes that temporary power and water will be provided by others.
- 15. The payment schedule shall be monthly in an amount equal to the value of the work completed to date, including equipment and materials stored on site. A schedule of values will be submitted upon acceptance of this proposal quantifying major milestones of the project and the values of each such milestone.
- 16. We reserve the right to take action to collect any invoice which is not paid when due. Any costs incurred in the collection of past due amounts including, but not limited to, attorney fees and expenses, shall be paid by the Customer. We also assess a late payment SERVICE CHARGE of 1.5% on the day following the due date and monthly thereafter against all amounts remaining unpaid on each such date.
- 17. Consequential Damage Waiver – In no event shall Bay City Boiler and Engineering Company, Inc. be liable to you or any person, corporation or other type of legal entity for any special, direct, indirect, incidental, liquidated or consequential damage of any kind, including but not limited to, loss of products, loss of time, loss of use, loss of production, loss of savings or revenues, cost of replacement goods, labor costs or other charges in connection with product use or malfunction, the repair or replacement of defective parts whether such claims are alleged in strict liability, negligence, tort, contract or otherwise and even if Bay City Boiler and Engineering Company, Inc. is informed in advance of the possibility of such damages.

_____	_____
Contract Accepted By	Date

Please Print Name Here

Contract P. O. # _____

Agenda – Notes of Explanation
Sanitary District No. 5 Regular Board Meeting
May 19, 2022

Review and discuss upcoming ARC (annual required contribution) payment to CERBT (California Employee Retirement Benefit Trust) for OPEB (other post-employment benefits) and consider paying down current liabilities

STAFF REPORT:

The District offers retiree health benefits to its employees. As part of offering those OPEB (other post-employment benefits) benefits, it must fund those benefits and report on the status of its funding and liabilities annually (GASB75-report). In 2013, the District established membership into the CERBT (California Employers Retirement Benefit Trust), a Section 115 trust fund dedicated to prefunding OPEB for all eligible California public agencies. To date, the District has a balance of \$988,555.66.00 in that Trust. Of that total, since the inception of 2013, the District has contributed \$643,117 in cash, with total cumulative investment gains of \$495,226.00.

As of the last actuarial report – ending fiscal year June 30, 2020 (report issued on June 30, 2021) the District had a total OPEB liability of \$1,459,290 and a net position (funded status) of \$795,183 leaving us with a net OPEB liability of \$664,107.

We currently have an ARC payment of \$118,400.00 scheduled this month, which will put the District's invested amount in the trust at \$1,231,944.00 (+/- some minor market gains/losses).

With Tiburon reserves at \$4million and Belvedere reserves at \$2.3 million and LAIF interest rates returns at less than 0.25%, additional CERBT funding should be considered based on the performance of the Districts election to contribute to CERBT strategy 1 which has a discount rate of 7.59%.

FISCAL IMPACT:

\$118,400 is scheduled for payment this month as an already-approved budget item. Paying down the remaining CERBT liabilities would be an additional contribution of between \$400K-\$600K.

CEQA (California Environmental Quality Act)

Exempt

Recommendation:

To consider additional funding of the CERBT trust by reallocating funds from Tiburon and Belvedere Reserves held in LAIF.



Tony Rubio, District Manager

ATTACHMENT:

CERBT account update summary

LAIF performance report as of 2/10/2022

CERBT Investment Information 2022 CMA's

Sanitary District No. 5 of Marin County

May 18, 2022

OPEB Valuation Report Summary

OPEB Actuarial Valuation Report by GovInvest

Valuation Date	6/30/2020
Total Participants (Active + Retirees w/ Benefits + Retirees w/o Benefits = Total)	10 + 11 + 0 = 21
Present Value of Benefits (PVB)	\$1,776,613
Total OPEB Liability (TOL) (Explicit of \$1,219,259 + Implicit of \$240,031 = \$1,459,290)	\$1,459,290
Fiduciary Net Position (FNP)	\$795,183
Net OPEB Liability (NOL)	\$664,107
Funded Status	54%
Projected Retiree Premiums (Pay-Go Cost)	\$80,818 (fye 2022)
Implicit Rate Subsidy Credit	\$34,014 (fye 2022)
CERBT Asset Allocation Strategy	Strategy 1
Discount Rate (Investment Rate of Return of 5.85% + Inflation at 2.50% = 7.78%)	7.78%

CERBT Account Summary

As of May 16, 2022	Strategy 1
Initial contribution <small>(7/6/2010)</small>	\$67,646
Additional contributions	\$575,471
Disbursements	\$0
CERBT expenses	(\$5,044)
Investment earnings	\$340,260
Total assets	\$978,332
Money-weighted annualized net rate of return <small>(7/6/2010 – 5/16/2022 = 11.87 Years)</small>	6.83%

In PEMHCA: Yes
 CERBT agreement effective date: 6/21/2010

CERBT Portfolios – 2018 CMA's

Portfolios	CERBT Strategy 1	CERBT Strategy 2	CERBT Strategy 3
Expected Return	7.59%	7.01%	6.22%
Risk	11.83%	9.24%	7.28%

CERBT Portfolios – 2022 CMA's

Portfolios	CERBT Strategy 1	CERBT Strategy 2	CERBT Strategy 3
Expected Return	6.3%	5.9%	5.5%
Risk	12.1%	9.9%	8.4%

CERBT Portfolio Details – 2018 CMA's

Asset Classification	Benchmark	Strategy 1	Strategy 2	Strategy 3
Global Equity	MSCI All Country World Index	59% ±5%	40% ±5%	22% ±5%
Fixed Income	Bloomberg Capital Long Liability Index	25% ±5%	43% ±5%	49% ±5%
Global Real Estate (REITs)	FTSE EPRA/NAREIT Developed Liquid Index	8% ±5%	8% ±5%	8% ±5%
Treasury Inflation Protected Securities (TIPS)	Bloomberg Capital Global Real: US TIPS Index	5% ±3%	5% ±3%	16% ±3%
Commodities	S&P GSCI Total Return Index	3% ±3%	4% ±3%	5% ±3%
Cash	3-Month Treasury Bill	0% +2%	0% +2%	0% +2%

CERBT Portfolio Details – 2022 CMA's

Asset Classification	Benchmark	Strategy 1	Strategy 2	Strategy 3
Global Equity	MSCI All Country World Index IMI (Net)	49% ±5%	34% ±5%	23% ±5%
Fixed Income	Bloomberg Long Liability Index	23% ±5%	41% ±5%	51% ±5%
Global Real Estate (REITs)	FTSE EPRA/NAREIT Developed Index (Net)	20% ±5%	17% ±5%	14% ±5%
Treasury Inflation Protected Securities (TIPS)	Bloomberg US TIPS Index, Series L	5% ±3%	5% ±3%	9% ±3%
Commodities	S&P GSCI Total Return Index	3% ±3%	3% ±3%	3% ±3%
Cash	91-Day Treasury Bill	0% +2%	0% +2%	0% +2%

CERBT Projected Returns & Volatility

2022 Capital Market Assumptions	Strategy 1	Strategy 2	Strategy 3
Projected Compound Return 1-5 Years ¹ (General Inflation Rate Assumption of 2.4%)	5.1%	4.2%	3.5%
Projected Compound Return 6-20 Years ¹ (General Inflation Rate Assumption of 2.3%)	6.3%	5.9%	5.5%
Projected Compound Return 1-20 Years ¹ (General Inflation Rate Assumption of 2.3%)	6.0%	5.5%	5.0%
Projected Volatility (20-Year Standard Deviation of Projected Returns)	12.1%	9.9%	8.4%

CERBT Projected Returns – 1-5 Years

Asset Class	1-5 Year Projected Compound Return ¹	1-5 Year Projected General Inflation Rate Assumption ¹	1-5 Year Projected Real Rate of Return ²	Strategy 1 Allocation	Strategy 2 Allocation	Strategy 3 Allocation
Global Equity	6.8%	2.4%	4.4%	49%	34%	23%
Fixed Income	1.4%	2.4%	-1.0%	23%	41%	51%
Global Real Estate Investment Trusts (REITs)	5.4%	2.4%	3.0%	20%	17%	14%
U.S. Treasury Inflation Protected Securities (TIPS)	0.6%	2.4%	-1.8%	5%	5%	9%
Commodities	3.2%	2.4%	0.8%	3%	3%	3%

CERBT Projected Returns – 1-20 Years

Asset Class	1-20 Year Projected Compound Return ¹	1-20 Year Projected General Inflation Rate Assumption ¹	1-20 Year Projected Real Rate of Return ²	Strategy 1 Allocation	Strategy 2 Allocation	Strategy 3 Allocation
Global Equity	6.8%	2.3%	4.5%	49%	34%	23%
Fixed Income	3.7%	2.3%	1.4%	23%	41%	51%
Global Real Estate Investment Trusts (REITs)	6.0%	2.3%	3.7%	20%	17%	14%
U.S. Treasury Inflation Protected Securities (TIPS)	2.8%	2.3%	0.5%	5%	5%	9%
Commodities	3.4%	2.3%	1.1%	3%	3%	3%

CERBT Implied Returns – 6-20 Years

Asset Class	6-20 Year Implied Compound Return ¹	6-20 Year Implied General Inflation Rate Assumption ¹	6-20 Year Implied Real Rate of Return ²	Strategy 1 Allocation	Strategy 2 Allocation	Strategy 3 Allocation
Global Equity	6.8%	2.3%	4.5%	49%	34%	23%
Fixed Income	4.5%	2.3%	2.2%	23%	41%	51%
Global Real Estate Investment Trusts (REITs)	6.2%	2.3%	3.9%	20%	17%	14%
U.S. Treasury Inflation Protected Securities (TIPS)	3.6%	2.3%	1.3%	5%	5%	9%
Commodities	3.5%	2.3%	1.2%	3%	3%	3%

¹ Implied Returns and Inflation for Years 6-20 are calculated from the Board Approved Values for Years 1-5 and Years 1-20.

² The Implied Real Rate of Return is the Compound Return, adjusted for Inflation.

CEPPT/CERBT Investment Returns Outperform Benchmarks

Periods Ended March 31, 2022

Fund	Assets	1 Month	3 Months	FYTD	1 Year	3 Years	5 Years	10 Years	ITD
CERBT Strategy 1 (Inception June 1, 2007)	\$14,413,849,796	0.96%	-4.68%	-0.45%	6.11%	10.74%	9.25%	8.08%	5.93%
Benchmark		0.92%	-4.72%	-0.56%	5.94%	10.50%	8.96%	7.75%	5.52%
CERBT Strategy 2 (Inception October 1, 2011)	\$1,961,648,198	0.06%	-4.76%	-1.19%	4.80%	8.84%	7.82%	6.84%	7.69%
Benchmark		0.03%	-4.81%	-1.27%	4.66%	8.68%	7.57%	6.53%	7.41%
CERBT Strategy 3 (Inception January 1, 2012)	\$842,594,189	-0.61%	-4.28%	-1.00%	4.44%	7.32%	6.48%	5.66%	6.00%
Benchmark		-0.62%	-4.31%	-1.03%	4.37%	7.19%	6.29%	5.36%	5.71%
CERBT Total	\$17,218,092,183								
CEPPT Strategy 1 (Inception October 1, 2019)	\$51,480,972	-0.30%	-5.43%	-2.60%	2.02%	-	-	-	7.20%
Benchmark		-0.28%	-5.44%	-2.65%	1.86%	-	-	-	7.19%
CEPPT Strategy 2 (Inception January 1, 2020)	\$21,510,935	-1.51%	-5.52%	-3.92%	-0.81%	-	-	-	2.88%
Benchmark		-1.52%	-5.56%	-3.97%	0.86%	-	-	-	2.74%
CEPPT Total	\$72,991,907								

Time weighted return reports the performance of the investment vehicle, not of the employer assets. Returns are gross. Historical performance is not necessarily indicative of actual future investment performance or of future total program cost. Current and future performance may be lower or higher than the historical performance data reported here. Investment return and principal value may fluctuate so that your investment, when redeemed, may be worth more or less than the original cost. The value of an employer's fund shares will go up and down based on the performance of the underlying funds in which the assets are invested. The value of the underlying funds' assets will, in turn, fluctuate based on the performance and other factors generally affecting the securities market.

Questions? Where to Get Trust Fund Information?

Name	Title	E-mail	Desk	Mobile
Matt Goss	Outreach & Support Program Manager	Matthew.Goss@calpers.ca.gov	(916) 795-9071	(916) 382-6487
Karen Lookingbill	Outreach & Support Manager	Karen.Lookingbill@calpers.ca.gov	(916) 795-1387	(916) 501-2219
Jasper Jacobs	Outreach & Support Analyst	Jasper.Jacobs@calpers.ca.gov	(916) 795-0432	(916) 717-3886
Colleen Cain-Herrback	Administration & Reporting Program Manager	Colleen.Cain-Herrback@calpers.ca.gov	(916) 795-2474	(916) 505-2506
Robert Sharp	Assistant Division Chief	Robert.Sharp@calpers.ca.gov	(916) 795-3878	(916) 397-0756

Program E-mail Addresses	Prefunding Programs Webpages
CERBT4U@calpers.ca.gov – Questions & Document Submittal	www.calpers.ca.gov/CERBT
CEPPT4U@calpers.ca.gov – Questions & Document Submittal	www.calpers.ca.gov/CEPPT
CERBTACCOUNT@calpers.ca.gov – Online Record Keeping System	

CERBT and CEPPT Plan Portal

» [CERBT and CEPPT]: sani5org000

My Accounts

As of the financial markets most recent close of business (05/17/2022), the total value of your account(s) is **\$988,555.66**.

Get Account Data

Website Contact

Contributions to the CERBT AND CEPPT :

Contributions to the CERBT and CEPPT may be initiated through myCalPERS.

Contributions may be submitted using four different transmittal methods.

- Electronic Funds Transfer by ACH Debit Method*
- Electronic Funds Transfer by ACH Credit Method
- Electronic Funds Transfer by Wire Transfer
- Check

* CalPERS preferred contribution method.

For more information on this process, please see the [Prefunding Programs' myCalPERS Contributions Guide](#). The Prefunding Programs team is happy to walk you through the contribution process. If you have any questions or would like to set up a walk through, please email CERBT4U@CalPERS.ca.gov or CEPPT4U@CalPERS.ca.gov

Please note: Contributions by Wire Transfer in the amount of \$5 million or greater require 72 hour notice prior to sending the contribution.

Disbursements from the CERBT and CEPPT:

All requests for disbursements must be in writing using the CERBT Disbursement Request Form or CEPPT Disbursement Request Form and must include a certification that the monies will be used for the purposes of the Prefunding Plan. The requests must be signed by an individual serving in the position authorized by the employer to request disbursements from the Trust(s).

Please note: Disbursements \$10,000 or greater require two signatures.

Please email: CERBT4U@CalPERS.ca.gov or CEPPT4U@CalPERS.ca.gov to obtain the Disbursement Request Form(s).

Upon completion of the Disbursement Request form, please mail the original to the following address:

CalPERS
CERBT/CEPPT



[Home](#) >> [PMIA](#) >> PMIA Average Monthly Effective Yields



POOLED MONEY INVESTMENT ACCOUNT

PMIA Average Monthly Effective Yields

	Jan	Feb	Mar	Apr	May	Jun	Jul	Aug	Sep	Oct	Nov	Dec
1977	5.770	5.660	5.660	5.650	5.760	5.850	5.930	6.050	6.090	6.090	6.610	6.730
1978	6.920	7.050	7.140	7.270	7.386	7.569	7.652	7.821	7.871	8.110	8.286	8.769
1979	8.777	8.904	8.820	9.082	9.046	9.224	9.202	9.528	9.259	9.814	10.223	10.218
1980	10.980	11.251	11.490	11.480	12.017	11.798	10.206	9.870	9.945	10.056	10.426	10.961
1981	10.987	11.686	11.130	11.475	12.179	11.442	12.346	12.844	12.059	12.397	11.887	11.484
1982	11.683	12.044	11.835	11.773	12.270	11.994	12.235	11.909	11.151	11.111	10.704	10.401
1983	10.251	9.887	9.688	9.868	9.527	9.600	9.879	10.076	10.202	10.182	10.164	10.227
1984	10.312	10.280	10.382	10.594	10.843	11.119	11.355	11.557	11.597	11.681	11.474	11.024
1985	10.579	10.289	10.118	10.025	10.180	9.743	9.656	9.417	9.572	9.482	9.488	9.371
1986	9.252	9.090	8.958	8.621	8.369	8.225	8.141	7.844	7.512	7.586	7.432	7.439
1987	7.365	7.157	7.205	7.044	7.294	7.289	7.464	7.562	7.712	7.825	8.121	8.071
1988	8.078	8.050	7.945	7.940	7.815	7.929	8.089	8.245	8.341	8.397	8.467	8.563
1989	8.698	8.770	8.870	8.992	9.227	9.204	9.056	8.833	8.801	8.771	8.685	8.645
1990	8.571	8.538	8.506	8.497	8.531	8.538	8.517	8.382	8.333	8.321	8.269	8.279
1991	8.164	8.002	7.775	7.666	7.374	7.169	7.098	7.072	6.859	6.719	6.591	6.318
1992	6.122	5.863	5.680	5.692	5.379	5.323	5.235	4.958	4.760	4.730	4.659	4.647
1993	4.678	4.649	4.624	4.605	4.427	4.554	4.438	4.472	4.430	4.380	4.365	4.384
1994	4.359	4.176	4.248	4.333	4.434	4.623	4.823	4.989	5.106	5.243	5.380	5.528
1995	5.612	5.779	5.934	5.960	6.008	5.997	5.972	5.910	5.832	5.784	5.805	5.748
1996	5.698	5.643	5.557	5.538	5.502	5.548	5.587	5.566	5.601	5.601	5.599	5.574
1997	5.583	5.575	5.580	5.612	5.634	5.667	5.679	5.690	5.707	5.705	5.715	5.744
1998	5.742	5.720	5.680	5.672	5.673	5.671	5.652	5.652	5.639	5.557	5.492	5.374
1999	5.265	5.210	5.136	5.119	5.086	5.095	5.178	5.225	5.274	5.391	5.484	5.639
2000	5.760	5.824	5.851	6.014	6.190	6.349	6.443	6.505	6.502	6.517	6.538	6.535
2001	6.372	6.169	5.976	5.760	5.328	4.958	4.635	4.502	4.288	3.785	3.526	3.261
2002	3.068	2.967	2.861	2.845	2.740	2.687	2.714	2.594	2.604	2.487	2.301	2.201
2003	2.103	1.945	1.904	1.858	1.769	1.697	1.653	1.632	1.635	1.596	1.572	1.545
2004	1.528	1.440	1.474	1.445	1.426	1.469	1.604	1.672	1.771	1.890	2.003	2.134
2005	2.264	2.368	2.542	2.724	2.856	2.967	3.083	3.179	3.324	3.458	3.636	3.808
2006	3.955	4.043	4.142	4.305	4.563	4.700	4.849	4.946	5.023	5.098	5.125	5.129
2007	5.156	5.181	5.214	5.222	5.248	5.250	5.255	5.253	5.231	5.137	4.962	4.801
2008	4.620	4.161	3.777	3.400	3.072	2.894	2.787	2.779	2.774	2.709	2.568	2.353
2009	2.046	1.869	1.822	1.607	1.530	1.377	1.035	0.925	0.750	0.646	0.611	0.569
2010	0.558	0.577	0.547	0.588	0.560	0.528	0.531	0.513	0.500	0.480	0.454	0.462
2011	0.538	0.512	0.500	0.588	0.413	0.448	0.381	0.408	0.378	0.385	0.401	0.382
2012	0.385	0.389	0.383	0.367	0.363	0.358	0.363	0.377	0.348	0.340	0.324	0.326
2013	0.300	0.286	0.285	0.264	0.245	0.244	0.267	0.271	0.257	0.266	0.263	0.264
2014	0.244	0.236	0.236	0.233	0.228	0.228	0.244	0.260	0.246	0.261	0.261	0.267
2015	0.262	0.266	0.278	0.283	0.290	0.299	0.320	0.330	0.337	0.357	0.374	0.400
2016	0.446	0.467	0.506	0.525	0.552	0.576	0.588	0.614	0.634	0.654	0.678	0.719
2017	0.751	0.777	0.821	0.884	0.925	0.978	1.051	1.084	1.111	1.143	1.172	1.239
2018	1.350	1.412	1.524	1.661	1.755	1.854	1.944	1.998	2.063	2.144	2.208	2.291
2019	2.355	2.392	2.436	2.445	2.449	2.428	2.379	2.341	2.280	2.190	2.103	2.043
2020	1.967	1.912	1.787	1.648	1.363	1.217	0.920	0.784	0.685	0.620	0.576	0.540
2021	0.458	0.407	0.357	0.339	0.315	0.262	0.221	0.221	0.206	0.203	0.203	0.212
2022	0.234	0.278	0.365	0.523								

THE ARK



Inside

VOLUNTEERS HELP MAKE HARVEY'S GARDEN, NOW IN BLOOM, A LOCAL GEM

Wildflower Watch, page 25

WEDNESDAY, MAY 11, 2022 | **Weekend Weather:** ☀ Friday 66° 50° ☀ Saturday 70° 53° ☁ Sunday 65° 51° |

Marine center may close amid budget shortfalls

Romberg facilities deteriorating as S.F. State prioritizes city-campus program

By **GRETCHEN LANG**
glang@thearknewspaper.com

The future of the Estuary & Ocean Science Center is in doubt, with San Francisco State University officials saying budget shortfalls may force the

closure of the Paradise Drive marine biology research station within a year if additional funding cannot be found.

"The work of the (center) and partner organizations at the campus are as vital as ever," university spokesman Robert King said in a statement. "However, the current model isn't sustainable financially."

He said staff and faculty that leave the Romberg Tiburon Campus are no longer being replaced.

Employees there reportedly have been told their jobs may be in jeopardy but that tenured professors would be relocated to the university's

See **ROMBERG, PAGE 20**



ELLIOT KARLAN / FOR THE ARK

San Francisco State University's 53-acre Estuary & Ocean Science Center at the Romberg Tiburon Campus is the only facility of its kind on the bay, with research facilities, laboratories and classrooms for 11 university scientists and their students, and partnerships with the Smithsonian Environmental Research Center and the San Francisco Bay National Estuarine Research Reserve. But costly renovations have stalled amid budget shortfalls that now threaten the closure of the campus entirely.

Romberg, *from previous page*

be used in the construction of the Golden Gate Bridge. Many of its warehouses and outbuildings remain uninhabitable. One scientist left the center recently after the building housing his laboratory was found to be seismically unsafe.

Nielsen once had ambitious dreams for the site, drawing up plans in 2017 for an eco-friendly community education, exhibit and visitors center, as well housing for visiting scientists and summer interns.

But money for the project largely dried up, she said.

The center spent several million dollars renovating two barracks buildings in the hope they could be used as office space and housing for interns or partner organizations, but the project has stalled amid rising construction costs and budget restraints, Nielsen said.

The cost to complete the renovations would be about \$5 million to \$7 million per building, she said.

Nielsen said the university would welcome help from the community at large.

“We would love them to help us find a solution. We are looking for partnerships,” she said. “We all believe in the program, but it is not sustainable for S.F. State to do it alone.”

Contributing writer Gretchen Lang of Belvedere covers the environment. She spent 15 years abroad writing for newspapers including the Boston Globe and the International Herald Tribune.

OPINION > COMMENTARY

Marin Voice: New water ethic should include drinking recycled wastewater

By STEVEN MOORE |

May 5, 2022 at 1:09 p.m.

We are water, literally, by weight and so much more. It's the sparkle in your eye, the sweat on your brow and the blood in your veins. All life and communities are totally dependent on a healthy water supply.

These truths are often overlooked in times of plenty, but when water's scarcity becomes plainly evident, we are forced to reckon with doing what is right, because so much is at stake: our lives, livelihoods and quality of life. We should therefore embrace a water ethic.

In other parts of California with higher populations than Marin, this idea of a water ethic has taken hold and resulted in sustainable water supply projects in the ground and in the works. It is past time for Marin to join this community of doers. Each of us can participate.

The water ethic is a personal commitment to know where our water comes from, how much water we use, what we put into the water before it leaves our homes and businesses, and where it goes after we use it. The water ethic also includes a commitment to use the water more than once whenever possible. Much like we have learned to minimize single-use plastic, part of the water ethic is to minimize single-use water.

When we're done with it, most Marin water goes to San Francisco Bay with negligible ecological benefit. We can and should reuse this water. Water is so precious in Marin and its use so consequential that, like plastic, we should not use it only once.

We try to minimize single-use plastic to help the oceans and conserve energy. We should minimize single-use water to help the rivers and stretch our water supply during droughts. Other communities such as Orange County, the Inland Empire, the Monterey-Salinas area, Los Angeles and the coastal town of Cambria are reusing wastewater, stormwater and salty groundwater for drinking water. All of it is equally safe as Marin's current supply.

More than 30 cities in California are going to add over a half-million acre-feet annually of wastewater-to-drinking water projects in the next five years, including some central coast communities, San Diego and Silicon Valley.

As we face the challenges of limited water supply, Marin should embrace a water ethic that includes minimizing single-use water. We should join the movement, do the right thing and invest now in water recycling, or wastewater "potable reuse," to enhance our potable drinking water supply.

Drink purified wastewater? Absolutely. If you think about it, we already do. There is only one water. The impurities move in and out of it throughout its cycle. The same principles astronauts utilize on the space station apply here in water-scarce California. They have proven safe and reliable for decades right here in our state.

In Marin we reuse less than 2% of our wastewater – mostly for landscape irrigation (aka lawns). While this is helpful, these uses are limited and shrinking over time. We need to turn it up a notch.

Studies show the Central Marin Sanitation Agency wastewater plant in San Rafael can provide almost as much potable water as the Marin Municipal Water District imports from Sonoma County, one-fourth of its water supply. This additional supply would dwindle if a drought continued for many years. So, while it does not complete the supply portfolio, it would be a significant step forward.