

NOTICE AND AGENDA
Regular Board Meeting
at Sanitary District No. 5 of Marin County
Thursday, February 16th, 2023

5:00 P.M. REGULAR BOARD MEETING

COVID-19 ADVISORY NOTICE

Consistent with Assembly Bill 361 revising Government Code section 54953, and Resolution No. 2021-08 of this Board enacted in accordance therewith, the Meeting will not be physically open to the public and all Board Members and Staff will be teleconferencing into the meeting.

How to Submit Public Comments:

Comments submitted prior to the commencement of the meeting will be presented to the Board and included in the public record for the meeting.

Public Comments are to be submitted via email to jmulloy@sani5.org.

In addition, members of the public who are calling in, will have the opportunity to provide public comments by following the steps below:

How to Participate in the Meeting:

Join Zoom Meeting by clicking on the following link:

<https://us02web.zoom.us/j/6230620778>

Meeting ID: 623 062 0778 or join by phone:

Call in number: (669) 900-9128 Participant Code: 623 062 0778

ROLL CALL

PUBLIC COMMENTS: The public is invited to address the Board on items that do not appear on the agenda and are within the subject matter jurisdiction of the Board. The Brown Act does not allow the Board to take action on any public comment. Please limit public comments to no more than three minutes.

DIRECTORS' COMMENTS AND/OR AGENDA REQUESTS:

CONSENT CALENDAR:

1. Motion to review and adopt Resolution No. 2023-01: A Resolution proclaiming the continuing need to meet by teleconference in accordance with Government Code Section 54953 –(Rubio)
2. Approval of January 19th, 2023, Regular Board Meeting Minutes (Rubio)
3. Review and receive all electronic fund transfers (EFTs) and approve warrants from January 12th, 2022, through February 9th, 2023 (JP Morgan Chase Bank, check no. 9494 through check no. 9558, all transactions totaling \$288,998.00) and receive December 2022, payroll, in the sum of \$160,427.31 (Dohrmann)
4. Receipt of Financial Reports for January 2023 (Dohrmann)

MANAGEMENT REPORTS:

5. District Manager Summary Report (Rubio)

NEW BUSINESS:

6. Discussion regarding returning to in person District Board meetings (Rubio)
7. Review and discuss SD5 Rate Study Progress / Discovery presentation by HF&H Consultants (HF&H)- discussion only (Rubio)
8. Review and discuss Bid Alternative Item #1 of the 2022 Sewer Rehabilitation Project and authorize the District Manger to approve change order #1 which includes bid alternative item #1 and a change in scope to relocate the sewer line into the public right of way. – Action (Rubio)
9. Discuss and possible action to increase District Manager’s compensation under Employment Contract and award of a one-time incentive payment to District Manager
10. Review and Discuss CSDA (California Special District Association) Board of Directors call for nominations for Sear C and possible action to nominate a member- (Rubio)

UNFINISHED BUSINESS:

COMMITTEE REPORTS:

11. Capital Improvement Program Committee (Carapiet/Arias-Montez)
12. Finance & Fiscal Oversight Committee (Arias-Montez/Snyder)
13. Governance Committee (Snyder/Benediktsson)
14. Personnel Committee (Snyder/Carapiet)
15. Ad Hoc Committee – Paradise Drive (Carapiet/Benediktsson)

OTHER BUSINESS:

ENVIRONMENTAL:

CORRESPONDENCE:

INFORMATIONAL ITEMS:

- CalPERS GASB 75 Schedule of Changes in Fiduciary Net Position by Employer, as of June 30, 2022

ADJOURNMENT:

The Board will be asked to adjourn the meeting to a Regular Board Meeting on March 16th, 2023, at 5:00 P.M.

At its discretion, the Board of Directors may consider the above-agenda items out of the order in which they appear currently. Accessible public meetings: Upon request, the District will provide written agenda materials in appropriate alternate formats, or disability-related modification or accommodation, including auxiliary aids or services to enable individual with disabilities to participate in public meetings. Please submit written requests to the District at P.O. Box 227, Tiburon, CA 94920 or rdohrmann@sani5.org at least two days prior to the meeting

RESOLUTION 2023-01

SANITARY DISTRICT NO. 5 OF MARIN COUNTY

A RESOLUTION PROCLAIMING THE CONTINUING NEED TO MEET BY TELECONFERENCE IN ACCORDANCE WITH GOVERNMENT CODE SECTION 54953

WHEREAS, on January 30, 2020, the World Health Organization declared the COVID-19 outbreak a public health emergency of international concern; and

WHEREAS, on March 4, 2020, the Governor of the State of California declared a state of emergency in order to address the COVID-19 pandemic; and

WHEREAS, on March 3, 2020, Marin County declared a local emergency due to the COVID-19; and

WHEREAS, to allow local government bodies to safely conduct public meetings during the COVID-19 pandemic as well as to ensure public access to governmental meetings, the Governor of the State of California issued Executive Orders N-25-20 and N-29-20, which streamlined notice requirements for teleconference meetings under the Ralph M. Brown Act; and

WHEREAS, the Sanitary District No. 5 (“District”) has been conducting meetings of the District Board as well as its Committees pursuant to the provisions of these executive orders since their issuance; and

WHEREAS, the California State Legislature approved and the Governor signed AB 361 into law, which amended the Ralph M. Brown Act to allow local legislative bodies to continue meeting by teleconference during a gubernatorial proclaimed state of emergency if the local legislative body determines, by majority vote, that as a result of the emergency, meeting in person would present imminent risks to the health or safety of attendees (California Government Code section 54953(e)(1)(B)); and

WHEREAS, the State of Emergency remains in effect; and

WHEREAS, COVID-19 continues to threaten the health and lives of District residents; and

WHEREAS, there is scientific consensus that variants of COVID-19, such as the Delta variant, are highly transmissible in indoor settings; and

WHEREAS, in individuals that are vaccinated, breakthrough cases of COVID-19 are becoming increasingly common; and

WHEREAS, AB 361 requires the District to reconsider the circumstances of the emergency and review whether it continues to directly impact the ability of the members to meet safely in person;

WHEREAS, On December 15, 2022, California Occupational Safety and Health Standards Board (“Cal OSHA”) voted to adopt non-emergency COVID-19 prevention regulations, that took effect on February 3, 2023;

WHEREAS, the Cal OSHA non-emergency regulations recognize that social distancing is necessary to prevent COVID-19 infections; and

NOW, THEREFORE, BE IT RESOLVED that the Board of Directors of the Sanitary District No. 5 does hereby resolve, declare, determine, and order as follows:

SECTION 1. The above recitals are correct and are material to this Resolution and are incorporated into this Resolution as findings of the District Board.

SECTION 2. Pursuant to the requirements of Government Code Section 54953 (e)(3), the District Board makes the following findings:

- A) The District Board has considered the circumstances of the continuing state of emergency and even though the state of emergency is expiring on February 28, 2023, the threat of infection from COVID-19 remains elevated in Marin County;
- B) The state of emergency continues to directly impact the ability of the members and the public to meet safely in person, and even though the state of emergency is expiring, Cal OSHA continues to recommend, as recently as February 3, 2023 with the enactment of the non-emergency prevention regulations, that social distancing be implemented;
- C) Due to COVID-19, holding meetings in person will present imminent risks to the health and safety to attendees; and
- D) The District Board will continue to meet by teleconference in accordance with Government Code section 54953(e)(3) given that Cal OSHA recommend measures to promote social distancing.

SECTION 3. The aforementioned findings apply to all Commissions, Committees, or advisory bodies of the District, which are classified as legislative bodies per Government Code Section 54952.

SECTION 4. The District Board will reconsider, not more than every 30 days, the circumstances of the emergency or state or local officials have imposed or recommended measures to promote social distancing, and review whether it continues to directly impact the ability of the members to meet safely in person.

SECTION 5. All portions of this resolution are severable. If an individual component of this resolution is adjudged by a court to be invalid and unenforceable, then the remaining portions will continue in effect.

* * * * *

I hereby certify that the foregoing is a full, true, and correct copy of a resolution duly and regularly passed and adopted by the Board of Directors of Sanitary District No. 5 of Marin County, California, at a meeting thereof duly held on the 16th day of February 2023, by the following vote:

AYES, and in favor thereof, Directors:

NOES, Directors:

ABSENT, Directors:

ABSTAIN, Directors:

APPROVED:

ATTEST:

Tod Moody
President, Board of Directors

Omar Arias-Montez
Vice President, Board of Directors

John Carapiet, President
Omar Arias-Montez, Vice President
Tod Moody, Secretary

Catharine Benediktsson, Director
Richard Snyder, Director

**Regular Board Meeting Minutes
at Sanitary District No. 5 of Marin County
Thursday, January 19th, 2023**

5:00 P.M. REGULAR BOARD MEETING

COVID-19 ADVISORY NOTICE

Consistent with Assembly Bill 361 revising Government Code section 54953, and Resolution No. 2021-07 of this Board enacted in accordance therewith, the Meeting will not be physically open to the public and all Board Members and Staff will be teleconferencing into the meeting.

How to Submit Public Comments:

Comments submitted prior to the commencement of the meeting will be presented to the Board and included in the public record for the meeting.

Public Comments are to be submitted via email to jmullov@sani5.org.

In addition, members of the public who are calling in, will have the opportunity to provide public comments by following the steps below:

How to Participate in the Meeting:

Join Zoom Meeting by clicking on the following link:

<https://us02web.zoom.us/j/6230620778>

Meeting ID: 623 062 0778 or join by phone:

Call in number: (669) 900-9128 Participant Code: 623 062 0778

CALL TO ORDER by President Carapiet at 5:08 p.m.

ROLL CALL

Directors present: John Carapiet, President
Omar Arias-Montez, Vice President
Tod Moody, Secretary (5:10 p.m.)
Catharine Benediktsson, Director
Richard Snyder, Director

Staff present: Tony Rubio, District Manager
Robin Dohrmann, Office Manager
Jayne Mulloy, Admin. Assistant

Others in attendance: Benjamin Stock, Burke, Williams, & Sorensen, LLC
Rick Simonson, HF&H Consulting
Gabe Sasser, HF&H Consulting

PUBLIC COMMENTS: The public is invited to address the Board on items that do not appear on the agenda and are within the subject matter jurisdiction of the Board. The Brown Act does not allow the Board to take action on any public comment. Please limit public comments to no more than three minutes.

There were no comments at this time.

1. Motion to review and affirm Resolution No. 2021-08: A Resolution proclaiming the continuing need to meet by teleconference in accordance with Government Code Section 54953 – Action

Discussion by the Board. Affirmed (Snyder/Benediktsson) Resolution No. 2021-07: A Resolution proclaiming the continuing need to meet by teleconference in accordance with Government Code Section 54953. Vote passed (5-0-0-0)

2. Administering of Oaths of Office to Incumbent Board Members:

Board Secretary administered Oath of Office to incumbent Board Members Catharine Benediktsson and Tod Moody.

3. Elections for Officers of the Board – Action

Discussion by the Board. Motion (Snyder/Arias-Montez) to nominate **Tod Moody for the President** of the Board of Directors of Sanitary District No. 5 of Marin County for the 2024 term. Passed unanimously.

Discussion by the Board. Motion (Snyder/Benediktsson) to nominate **Omar Arias-Montez for the Vice President** of the Board of Directors of Sanitary District No. 5 of Marin County for the 2024 term. Passed unanimously.

Discussion by the Board. Motion (Snyder/Benediktsson) to nominate **John Carapiet for the Secretary** of the Board of Directors of Sanitary District No. 5 of Marin County for the 2024 term. Passed unanimously.

4. Appointment of Committee Members and setting date and time for regular, standing committee meetings – Action

Discussion by the Board. President Tod Moody recommended the following appointments for the 2022 term of Sanitary District No. 5 of Marin County Committees:

Finance & Fiscal Oversight Committee:	Chair:	V.P. Omar Arias-Montez
	Member:	Director Richard Snyder
	Alternate:	Director Catharine Benediktsson
Capital Improvement Program Committee:	Chair:	Secretary John Carapiet
	Member:	V.P. Omar Arias-Montez
	Alternate:	President Tod Moody

Governance Committee:	Chair:	Director Richard Snyder
	Member:	Director Catharine Benediktsson
	Alternate:	President Tod Moody
Personnel Committee:	Chair:	Secretary John Carapiet
	Member:	Director Richard Snyder
	Alternate:	V.P. Omar Arias-Montez

DIRECTORS' COMMENTS AND/OR AGENDA REQUESTS:

- Board members requested Attorney Stock review the 2005 Ad Valorem Tax Agreement.
- Board members requested Attorney Stock provide information regarding the Emergency Declaration that expires February 28, 2023 and the return to in-person meetings beginning March 2023.
- Board members expressed their appreciation to Board President Carapiet for a successful term in 2022.

President Moody moved to Item No. 10, under New Business, for consideration, as described on the agenda to this time (5:38 p.m.)

10. Presentation by HF&H Consulting regarding initial steps of the District's Phase II Sewer Rate Study and discussion by the Board (Gabe Sasser) – Action

Rick Simonson and Gabe Sasser, HF&H Consulting, with the aid of a PowerPoint presentation reviewed the initial steps of the District's Phase II Sewer Rate Study including overview of current rates and alternatives. Mr. Simonson and Mr. Sasser responded to questions from Board members. Discussion only by the Board.

President Moody returned to the Consent Calendar, for consideration, as described on the agenda to this time (6:30 p.m.)

CONSENT CALENDAR:

1. Approval of December 15th, 2022, Regular Board Meeting Minutes (Mulloy)
2. Review and receive all electronic fund transfers (EFTs) and approve warrants from December 9th, 2022, through January 11th, 2023 (JP Morgan Chase Bank, check no. 9402 through check no. 9491, all transactions totaling \$896,456.32) and receive December 2022, payroll, in the sum of \$136,925.11 (Dohrmann)
3. Receipt of Financial Reports for December 2022 (Dohrmann)
4. Acceptance of Sanitary District No 5 of Marin County's FY2021-2022 Audited Financial Statement (Rubio)

Discussion by the Board. Motion (Snyder/Arias-Montez) to approve the Consent Calendar. Vote passed (5-0-0-0)

MANAGEMENT REPORTS:

9. District Manager Summary Report (Rubio)

District Manager, Tony Rubio, presented a written and verbal report on current District issues, responding to questions from the Board. Discussion by the Board. Director Snyder requested an agenda item to discuss what Sani5 is doing to protect against Ransomware at a future meeting.

NEW BUSINESS:

11. Review and approve re SD5 FY2022-2023 Budget Amendments (Rubio) – Action

District Manager, Tony Rubio, reviewed SD5 FY2022-2023 Budget Amendments, responding to questions from the Board. Motion (Snyder/Benediktsson) to approve SD5 FY2022-2023 Budget Amendments. Passed (5-0-0-0)

UNFINISHED BUSINESS: None

COMMITTEE REPORTS:

12. Capital Improvement Program Committee (Arias-Montez/Moody) - Verbal

13. Finance & Fiscal Oversight Committee (Benediktsson/Arias-Montez) - None

14. Governance Committee (Moody/Snyder) – None

15. Personnel Committee (Snyder/Carapiet) – None

16. Ad Hoc Committee – Paradise Drive (Carapiet/Benediktsson) - None

OTHER BUSINESS:

ENVIRONMENTAL:

CORRESPONDENCE:

INFORMATIONAL ITEMS:

CONVENE TO CLOSED SESSION:

Closed Session was canceled.

17. Convene to Closed Session (The public may provide comments regarding the closed session item(s) just prior to the Board beginning the Closed Session. Closed sessions are not open to the public.)

- a) Closed Session pursuant to Section 54957(b) (1) – Employee Performance Evaluation
Employee – District Manager

RECONVENE TO OPEN SESSION:

18. Report out of Closed Session

ADJOURNMENT:

The Board adjourned at 6:59 to a Regular Board Meeting on February 16th, 2023, at 5:00 P.M. Vote passed (5-0-0-0)

Approved:

Attest:

Tod Moody
President, Board of Directors

John Carapiet
Secretary, Board of Directors

At its discretion, the Board of Directors may consider the above-agenda items out of the order in which they appear currently. Accessible public meetings: Upon request, the District will provide written agenda materials in appropriate alternate formats, or disability-related modification or accommodation, including auxiliary aids or services to enable individual with disabilities to participate in public meetings. Please submit written requests to the District at P.O. Box 227, Tiburon, CA 94920 or rdohrmann@sani5.org at least two days prior to the meeting

**Sanitary Distr. No.5 of Marin Co.
Warrant List Summary
January 13 through February 9, 2023**

Item #3A

02/13/23

Num	Date	Name	Memo	Amount
JP Morgan Chase - Primary 7399				
EFT	01/23/23	CalPERS	EFT Health Premium, Cust #4163206459 - February 2023	-20,882.08
EFT	02/01/23	PERS	EFT PERS Pension - January 2023	-21,169.03
9494	01/19/23	Banshee Networks, Inc.	Computer/IT Support, E-Media Installations - December 2022	-1,384.41
9495	01/19/23	Comcast Business	Acct# 963 425 517, VOIP Service - January 2023	-382.06
9496	01/19/23	Mill Valley Refuse Service, Inc.	Acct #032945, Garbage Service + 1 yd rental - January 2023	-258.27
9499	01/19/23	Mill Valley Refuse Service, Inc.	Acct #063092, SLUDGE TRANSPORT - December 2022	-1,800.00
9500	01/19/23	Nute Engineering Corp.	Consulting & Engr. Srvc - December 2022	-1,596.05
9501	01/19/23	Pacific Gas & Electric	Acct #2908031411-4, Utilities - December 2022	-13,268.60
9502	01/19/23	Town of Tiburon	Fuel - November - December 2022	-4,327.77
9503	01/19/23	Verizon Wireless	Acct #0342125502-00001: iPhones & BPS Comm - January - February 2023	-637.75
9504	01/19/23	Balf, Abigail	Reimb. Travel/Delivery Reimb + EE Incentive - December 2022	-60.63
9505	01/19/23	Collodi, Peter	S/B Mileage Reimb - Nov + Dec 2022	-105.00
9506	01/19/23	Rosser, John	S/B Mileage Reimb/Storm Watch - Dec 2022 + Jan 2023	-112.09
9507	01/19/23	Triola, Joseph	S/B Mileage Reimb/Storm Watch - Dec 2022 + Jan 2023	-120.32
9509	02/09/23	AAAA Generator Services, Inc.	SD5 BPS #1 - January 2023	-12,148.00
9510	02/09/23	Access Answering Service	Acct #4080C, Answering Service - February 2022	-66.00
9511	02/09/23	Alameda Electrical Distributors, Inc.	Cust #56156, M.P. Supplies, Parts+Service - January 2023	-156.16
9512	02/09/23	Alhambra	Acct #547945611762129, Water - January 2023	-22.50
9513	02/09/23	Aquatic Informatics, Inc.	HACH WIMS Support - January 2023	-3,570.00
9514	02/09/23	BAAQMD	SD5 PC Plant Permit Fees - January 2023 (AJE FY23-24)	-475.00
9515	02/09/23	Bay City Boiler	Acct #274428, M.P. Flue - January 2023	-7,460.00
9516	02/09/23	BearCom	Acct#: 1063189, SD5 TelComm Radios - January 2023	-9,309.57
9517	02/09/23	BGE Solutions	M.P. Equip Maintenance - January 2023	-7,071.80
9518	02/09/23	Breije and Race Laboratories, Inc.	M.P./P.C. Plant Samples - December 2022	-1,919.00
9519	02/09/23	Caltest Analytical Laboratory	Acct: Tiburon5: M.P./P.C. Lab Sampling - January 2023	-3,827.55
9520	02/09/23	Caltronics Business Systems, Inc.	Acct #SD15, Multi-purpose Copier Contract - January 2023	-220.73
9521	02/09/23	Cintas Corporation #626	Acct #626-00821, PPE/Safetywear - January 2023	-98.44
9522	02/09/23	CWEA	Certificates & Membership Renewals - February 2023 (AJE FY23-24)	-297.00
9523	02/09/23	CWEA	Certificates & Membership Renewals - February 2023 (AJE FY23-24)	-190.00
9524	02/09/23	D&K Auto Service	SD5 Truck Maint. - January 2023	-661.69
9525	02/09/23	DKF Solutions Group, LLC	My Safety Officer Subscription + CalOSHA Training - February 2023	-5,597.50
9526	02/09/23	eNPDES.com & Associates	M.P. & P.C. Palnt, NPDES Permit Software, Aug '22 - July '23 (AJE FY22-23)	-1,950.00
9527	02/09/23	Fastenal Company	CAPET0959, M.P. Supplies - December 2022	-1,161.31
9528	02/09/23	Goodman Building Supply Co.	Acct #20070, M.P. Supplies - January 2023	-345.66
9529	02/09/23	HDR Engineering, Inc.	Consulting, SD5 Staff Evaluation + MP Digester - December 2022	-14,545.34
9530	02/09/23	Herc Rentals, Inc.	Cust #1580740, M.P. Supplies - January 2023	-158.99
9531	02/09/23	HF&H Consultants, LLC	Consulting - January 2023	-3,442.00
9532	02/09/23	Home Depot Credit Services	#6035322005164334: M.P. Parts & Srvc - January 2023	-278.61
9533	02/09/23	Jackson's Hardware, Inc.	Acct #7601, Safety + PPE - January 2023	-321.54
9534	02/09/23	JM Integration, LLC	M.P. Parts & Service - January 2023	-23,704.11
9535	02/09/23	Ken Grady Company, Inc.	SD5 Plant Parts - January 2023	-2,942.31
9536	02/09/23	Koffler Electrical Mechanical Repair	Cust #00-SAN060, M.P. Parts & Srvc. - July - December 2022	-11,586.61
9537	02/09/23	Martin Bros. Supply	Tib. P&L - December 2022	-52.10
9538	02/09/23	McCampbell Analytical, Inc.	M.P. Monitoring, Acute Toxicity Testing - November 2022 & January 2023	-2,225.00
9539	02/09/23	Mill Valley Refuse Service, Inc.	Acct #063092, SLUDGE TRANSPORT - January 2023	-1,440.00
9540	02/09/23	Miller Pacific Engineering Group	Geotech Srvc, Tiburon - January 2023	-3,568.88
9541	02/09/23	Pacific Gas & Electric	Acct #2908031411-4, Utilities - January 2023	-35,422.41
9542	02/09/23	PAN-PACIFIC SUPPLY COMPANY	Cust #954206: M.P. Pump Repair - thru January 2023	-21,111.35
9543	02/09/23	Perotti & Carrade	Client #1901 - Financial Services, FY21-22 SD5 Audit (PP#3) - December 20...	-4,000.00
9544	02/09/23	Robert L Talavera, LLC	SSGIS ArcView Support - January 2023	-300.00
9545	02/09/23	Roy's Sewer Service, Inc.	P&L, M.P. & PC, Tiburon Small Machine Cleaning - January 2023	-6,886.15
9546	02/09/23	SemiTorr Group, Inc.	Acct #400M14, M.P. Parts & Service - January 2023	-22,769.87
9547	02/09/23	SERVICE TOOL	Cust #56156, M.P. Supplies - January 2023	-165.43
9548	02/09/23	Slembrouck-Many Corporation	Fire Sprinkler/Alarm System - January 2023	-800.00
9549	02/09/23	Special District Risk Management Au...	Member #7665, Life, Vision, DDS & LTD Ins. - March 2023	-1,934.84
9550	02/09/23	U.S. Bank	Acct#: 4246 0470 0067 9545 - December 2022 - January 2023	-5,685.17
9551	02/09/23	Waste Management of Redwood Lan...	Acct #3-78482-75002, Sludge Disposal - January 2023	-708.24
9552	02/09/23	Water Components & Building Supply	Acct #454, M.P. Supplies - January 2023	-558.34
9553	02/09/23	Alvarez, Joel	J Alvarez Stormwatch @ M.P. - January 2023	-20.96
9554	02/09/23	Balf, Abigail	Reimb. Travel Meals/Diem - CWEA P3S Conference - January 2023	-180.00
9555	02/09/23	Collodi, Peter	Misc. Reimb P Collodi - January 2023	-56.80
9556	02/09/23	Bilsborough, Chad	C Bilsborough Stormwatch @ M.P. - July - August 2022	-105.00
9557	02/09/23	Hill, Arlee S	Safety Glasses - January 2023	-300.00
9558	02/09/23	Salazar, Ignacio	EE Incentive + Mileage Reimb. - December 2022 - January 2023	-1,075.98
Total JP Morgan Chase - Primary 7399				-288,998.00
TOTAL				-288,998.00

Sanitary Distr. No.5 of Marin Co.
Warrant List Detail

January 13 through February 9, 2023

Num	Date	Name	Memo	Account	Class	Paid Amount
EFT	01/23/23	CalPERS	EFT Health Premium, Cust #4163206459 - February 2023	JP Morgan Chase - Primary 7399		
			Active Employee Health Premium - February 2023	8020.05 · Employee Health	Belvedere	-8,003.26
			Active Employee Health Premium - February 2023	8020.05 · Employee Health	Tiburon:Paradise C...	-493.42
			Active Employee Health Premium - February 2023	8020.05 · Employee Health	Tiburon	-11,240.08
			Retiree Health Premium - February 2023	8022.05 · Reitree Health	Belvedere	-428.61
			Retiree Health Premium - February 2023	8022.05 · Reitree Health	Tiburon:Paradise C...	-26.43
			Retiree Health Premium - February 2023	8022.05 · Reitree Health	Tiburon	-601.96
			Active Employee Health Premium - February 2023 - Admin Fee	8020.05 · Employee Health	Belvedere	-26.41
			Active Employee Health Premium - February 2023 - Admin Fee	8020.05 · Employee Health	Tiburon:Paradise C...	-1.63
			Active Employee Health Premium - February 2023 - Admin Fee	8020.05 · Employee Health	Tiburon	-37.09
			Retiree Health Premium - February 2023 - Admin Fee	8022.05 · Reitree Health	Belvedere	-9.40
			Retiree Health Premium - February 2023 - Admin Fee	8022.05 · Reitree Health	Tiburon:Paradise C...	-0.58
			Retiree Health Premium - February 2023 - Admin Fee	8022.05 · Reitree Health	Tiburon	-13.21
TOTAL						-20,882.08
EFT	02/01/23	PERS	EFT PERS Pension - January 2023	JP Morgan Chase - Primary 7399		
			Retirement January 2023 (Classic 1600 Rate): ER @ 14.030%; EE @ 8.0%	8019.05 · PERS Retirement	Belvedere	-4,928.83
			Retirement January 2023 (Classic 1600 Rate): ER @ 14.030%; EE @ 8.0%	8019.05 · PERS Retirement	Tiburon:Paradise C...	-303.87
			Retirement January 2023 (Classic 1600 Rate): ER @ 14.030%; EE @ 8.0%	8019.05 · PERS Retirement	Tiburon	-6,922.25
			Retirement January 2023 (PEPRA Rates: ER @ 7.47%; EE @ 6.75%	8019.05 · PERS Retirement	Belvedere	-3,655.21
			Retirement January 2023 (PEPRA Rates: ER @ 7.47%; EE @ 6.75%	8019.05 · PERS Retirement	Tiburon:Paradise C...	-225.35
			Retirement January 2023 (PEPRA Rates: ER @ 7.47%; EE @ 6.75%	8019.05 · PERS Retirement	Tiburon	-5,133.52
TOTAL						-21,169.03
9494	01/19/23	Banshee Networks, Inc.	Computer/IT Support, E-Media Installations - December 2022	JP Morgan Chase - Primary 7399		
			Inv #15730: 12.05.2022 - 01.01.2023 SD5 IT Support/Software upgrades/software sub...	8510 · Data/Alarms/IT Supp & Licensing	Belvedere	-561.38
			Inv #15730: 12.05.2022 - 01.01.2023 SD5 IT Support/Software upgrades/software sub...	8510 · Data/Alarms/IT Supp & Licensing	Tiburon:Paradise C...	-34.61
			Inv #15730: 12.05.2022 - 01.01.2023 SD5 IT Support/Software upgrades/software sub...	8510 · Data/Alarms/IT Supp & Licensing	Tiburon	-788.42
TOTAL						-1,384.41
9495	01/19/23	Comcast Business	Acct# 963 425 517, VOIP Service - January 2023	JP Morgan Chase - Primary 7399		
			VOIP Phone Service (14) Land Line Phones - January 2023	8531 · Main Plant Telephones	Belvedere	-154.93
			VOIP Phone Service (14) Land Line Phones - January 2023	8532 · Paradise Cove Telephones	Tiburon:Paradise C...	-9.55
			VOIP Phone Service (14) Land Line Phones - January 2023	8531 · Main Plant Telephones	Tiburon	-217.58
TOTAL						-382.06
9496	01/19/23	Mill Valley Refuse Service, Inc.	Acct #032945, Garbage Service + 1 yd rental - January 2023	JP Morgan Chase - Primary 7399		
			Garbage Service, Including 1 yd trash + 1 yd cardboard rental - January 2023	7023 · Janitorial Supplies & Service	Belvedere	-107.18
			Garbage Service, Including 1 yd trash + 1 yd cardboard rental - January 2023	7023 · Janitorial Supplies & Service	Tiburon	-151.09
TOTAL						-258.27
9499	01/19/23	Mill Valley Refuse Service, Inc.	Acct #063092, SLUDGE TRANSPORT - December 2022	JP Morgan Chase - Primary 7399		
			Acct #63092, Sludge Transport/Exchange only, 12.2.2022, 12.9.2022, 12.20.22, 12.30...	7029 · Main Plant Sludge Disposal	Belvedere	-747.00
			Acct #63092, Sludge Transport/Exchange only, 12.2.2022, 12.9.2022, 12.20.22, 12.30...	7029 · Main Plant Sludge Disposal	Tiburon	-1,053.00

Sanitary Distr. No.5 of Marin Co.

Warrant List Detail

January 13 through February 9, 2023

Num	Date	Name	Memo	Account	Class	Paid Amount
TOTAL						-1,800.00
9500	01/19/23	Nute Engineering Corp.	Consulting & Engr. Svcs - December 2022	JP Morgan Chase - Primary 7399		
			Inv #22432, 2022 Sewer Rehab Project, Belvedere (40%) - December 2022 5% Retention W/H - Belvedere	6017 · Consulting Fees Retainage Payable	Belvedere Belvedere	-627.60 31.38
			Inv #22432, 2022 Sewer Rehab Project, Tiburon (60%) - December 2022 5% Retention W/H - Tiburon	6017 · Consulting Fees Retainage Payable	Tiburon Tiburon	-941.40 47.07
			Inv #22431, Cove Rd. PS Improvements, Belvedere - December 2022	6017 · Consulting Fees	Belvedere	-105.50
TOTAL						-1,596.05
9501	01/19/23	Pacific Gas & Electric	Acct #2908031411-4, Utilities - December 2022	JP Morgan Chase - Primary 7399		
			Acct #2908031411-4, Main Plant Utilities - December 2022	8542 · Main Plant Utilities	Belvedere	-3,684.30
			Acct #2908031411-4, P.C. Plant Utilities - December 2022	8543 · Paradise Cove Utilities	Tiburon:Paradise C...	-1,257.68
			Acct #2908031411-4, Main Plant Utilities - December 2022	8542 · Main Plant Utilities	Tiburon	-5,193.53
			Acct #2908031411-4, Belv Pump St Utilities - December 2022	8544 · Pump Station Utilities	Belvedere	-1,029.35
			Acct #2908031411-4, P.C. Pump St Utilities - December 2022	8544 · Pump Station Utilities	Tiburon:Paradise C...	-284.91
			Acct #2908031411-4, Tib Pump St Utilities - December 2022	8544 · Pump Station Utilities	Tiburon	-1,818.83
TOTAL						-13,268.60
9502	01/19/23	Town of Tiburon	Fuel - November - December 2022	JP Morgan Chase - Primary 7399		
			Fuel - November 2022	7071 · Fuel	Belvedere	-804.73
			Fuel - November 2022	7071 · Fuel	Tiburon:Paradise C...	-49.61
			Fuel - November 2022	7071 · Fuel	Tiburon	-1,130.19
			Fuel - December 2022	7071 · Fuel	Belvedere	-950.18
			Fuel - December 2022	7071 · Fuel	Tiburon:Paradise C...	-58.58
			Fuel - December 2022	7071 · Fuel	Tiburon	-1,334.48
TOTAL						-4,327.77
9503	01/19/23	Verizon Wireless	Acct #0342125502-00001: iPhones & BPS Comm - January - February 2023	JP Morgan Chase - Primary 7399		
			Inv #9901157584: Monthly SD5 EE Cell phone Charges (@ \$175/mo.Plan+\$15/ea EE...	8531 · Main Plant Telephones	Belvedere	-224.97
			Inv #9901157584: Monthly SD5 EE Cell phone Charges (@ \$175/mo.Plan+\$15/ea EE...	8532 · Paradise Cove Telephones	Tiburon:Paradise C...	-13.87
			Inv #9901157584: Monthly SD5 EE Cell phone Charges (@ \$175/mo.Plan+\$15/ea EE...	8531 · Main Plant Telephones	Tiburon	-315.95
			Inv #9901157584: Monthly Charges for BPS Telephone lines (BPS#2, #13+#14 / Telst...	8533 · Pumps & Lines Telephones	Belvedere	-35.00
			Inv #9901157584: Monthly Charges for P.C. PS Telephone lines (SF#1+#2+P.C. Plant...	8533 · Pumps & Lines Telephones	Tiburon:Paradise C...	-35.00
			Inv #9901157584: Taxes, Gov't Surcharges & Fees - January - February 2023	8531 · Main Plant Telephones	Belvedere	-5.26
			Inv #9901157584: Taxes, Gov't Surcharges & Fees - January - February 2023	8532 · Paradise Cove Telephones	Tiburon:Paradise C...	-0.32
			Inv #9901157584: Taxes, Gov't Surcharges & Fees - January - February 2023	8531 · Main Plant Telephones	Tiburon	-7.38
TOTAL						-637.75
9504	01/19/23	Balf, Abigail	Reimb. Travel/Delivery Reimb + EE Incentive - December 2022	JP Morgan Chase - Primary 7399		
			Travel re Lab Delivery to Santa Rosa - December 2022	6018.1 · Meetings & Travel	Belvedere	-24.59
			Travel re Lab Delivery to Santa Rosa - December 2022	6018.1 · Meetings & Travel	Tiburon:Paradise C...	-1.52
			Travel re Lab Delivery to Santa Rosa - December 2022	6018.1 · Meetings & Travel	Tiburon	-34.52
TOTAL						-60.63
9505	01/19/23	Collodi, Peter	S/B Mileage Reimb - Nov + Dec 2022	JP Morgan Chase - Primary 7399		

Sanitary Distr. No.5 of Marin Co.

Warrant List Detail

January 13 through February 9, 2023

Num	Date	Name	Memo	Account	Class	Paid Amount
			Standby Mileage - Belvedere P&L	6018.1 · Meetings & Travel	Belvedere	-43.58
			Standby Mileage - Tiburon P&L	6018.1 · Meetings & Travel	Tiburon	-61.42
TOTAL						-105.00
9506	01/19/23	Rosser, John	S/B Mileage Reimb/Storm Watch - Dec 2022 + Jan 2023	JP Morgan Chase - Primary 7399		
			Storm Watch - Belvedere P&L, 12.30-12.31.2022	6018.1 · Meetings & Travel	Belvedere	-22.72
			Storm Watch - Tiburon P&L, 12.30-12.31.2022	6018.1 · Meetings & Travel	Tiburon	-32.01
			Storm Watch - Belvedere P&L, 1.10.2023 - 1.11.2023	6018.1 · Meetings & Travel	Belvedere	-23.80
			Storm Watch - Belvedere P&L, 1.10.2023 - 1.11.2023	6018.1 · Meetings & Travel	Tiburon	-33.56
TOTAL						-112.09
9507	01/19/23	Triola, Joseph	S/B Mileage Reimb/Storm Watch - Dec 2022 + Jan 2023	JP Morgan Chase - Primary 7399		
			Storm Watch - Belvedere P&L, 12.30-12.31.2022	6018.1 · Meetings & Travel	Belvedere	-24.38
			Storm Watch - Tiburon P&L, 12.30-12.31.2022	6018.1 · Meetings & Travel	Tiburon	-34.37
			Storm Watch - Belvedere P&L, 1.10.2023 - 1.11.2023	6018.1 · Meetings & Travel	Belvedere	-25.55
			Storm Watch - Belvedere P&L, 1.10.2023 - 1.11.2023	6018.1 · Meetings & Travel	Tiburon	-36.02
TOTAL						-120.32
9509	02/09/23	AAAA Generator Services, Inc.	SD5 BPS #1 - January 2023	JP Morgan Chase - Primary 7399		
			Inv #52680 (PO#753090), New radiator @ BPS#1 - January 2023	7011 · Pumps & Lines Maintenance	Belvedere	-10,159.00
			Inv #52932 (PO#955681), P.C. Annual generator load bank testing - January 2023	7041 · Paradise Parts & Service	Tiburon:Paradise C...	-1,989.00
TOTAL						-12,148.00
9510	02/09/23	Access Answering Service	Acct #4080C, Answering Service - February 2022	JP Morgan Chase - Primary 7399		
			Inv #29177, Answering Service re SSO & Alarm Notifications - February 2023	8510 · Data/Alarms/IT Supp & Licensing	Belvedere	-26.76
			Inv #29177, Answering Service re SSO & Alarm Notifications - February 2023	8510 · Data/Alarms/IT Supp & Licensing	Tiburon:Paradise C...	-1.65
			Inv #29177, Answering Service re SSO & Alarm Notifications - February 2023	8510 · Data/Alarms/IT Supp & Licensing	Tiburon	-37.59
TOTAL						-66.00
9511	02/09/23	Alameda Electrical Distributors, Inc.	Cust #56156, M.P. Supplies, Parts+Service - January 2023	JP Morgan Chase - Primary 7399		
			Inv #S5500194.001 (PO#652171): M.P. Parts, Electrical - January 2023	7021 · Plant Maintenance Supplies	Belvedere	-64.81
			Inv #S5500194.001 (PO#652171): M.P. Parts, Electrical - January 2023	7021 · Plant Maintenance Supplies	Tiburon	-91.35
TOTAL						-156.16
9512	02/09/23	Alhambra	Acct #547945611762129, Water - January 2023	JP Morgan Chase - Primary 7399		
			Inv #12012314 020323, Water, thru 1.24.2023 - January 2023	7023 · Janitorial Supplies & Service	Belvedere	-9.12
			Inv #12012314 020323, Water, thru 1.24.2023 - January 2023	7042 · Paradise Supplies & Chemicals	Tiburon:Paradise C...	-0.56
			Inv #12012314 020323, Water, thru 1.24.2023 - January 2023	7023 · Janitorial Supplies & Service	Tiburon	-12.82
TOTAL						-22.50
9513	02/09/23	Aquatic Informatics, Inc.	HACH WIMS Support - January 2023	JP Morgan Chase - Primary 7399		

Sanitary Distr. No.5 of Marin Co.

Warrant List Detail

January 13 through February 9, 2023

Num	Date	Name	Memo	Account	Class	Paid Amount
			Inv #103430 (PO#) - M.P. Equipment Support via Hach WIMS Support - Web listi...	8510 · Data/Alarms/IT Supp & Licensing	Belvedere	-1,481.55
			Inv #103430 (PO#) - M.P. Equipment Support via Hach WIMS Support - Web listi...	8510 · Data/Alarms/IT Supp & Licensing	Tiburon	-2,088.45
TOTAL						-3,570.00
9514	02/09/23	BAAQMD	SD5 PC Plant Permit Fees - January 2023 (AJE FY23-24)	JP Morgan Chase - Primary 7399		
			Cust#:B131791F13811, Inv#: T148291, Renewal #: 668961, Facility ID#: 13811, Para... Toxic Surcharge, Inventory & Criteria Reporting Fees, 3.1.2023 - 6.30.2023 Renewal Processing Fee, 3.1.2023 - 6.30.2023	7063 · Paradise Cove Permits/Fees 7063 · Paradise Cove Permits/Fees 7063 · Paradise Cove Permits/Fees	Tiburon:Paradise C... Tiburon:Paradise C... Tiburon:Paradise C...	-99.67 -19.67 -39.00
			Cust#:B131791F13811, Inv#: T148291, Renewal #: 668961, Facility ID#: 13811, Para... Toxic Surcharge, Inventory & Criteria Reporting Fees, 7.1.2023 - 2.28.2024 Renewal Processing Fee, 7.1.2023 - 2.28.2024	7063 · Paradise Cove Permits/Fees 7063 · Paradise Cove Permits/Fees 7063 · Paradise Cove Permits/Fees	Tiburon:Paradise C... Tiburon:Paradise C... Tiburon:Paradise C...	-199.33 -39.33 -78.00
TOTAL						-475.00
9515	02/09/23	Bay City Boiler	Acct #274428, M.P. Flue - January 2023	JP Morgan Chase - Primary 7399		
			Inv #W21988 (PO#), MP Flue service, M.P. Parts & Service - January 2023	7022 · Plant Maint. Parts & Service	Belvedere	-3,095.90
			Inv #W21988 (PO#), MP Flue service, M.P. Parts & Service - January 2023	7022 · Plant Maint. Parts & Service	Tiburon	-4,364.10
TOTAL						-7,460.00
9516	02/09/23	BearCom	Acct#: 1063189, SD5 TelComm Radios - January 2023	JP Morgan Chase - Primary 7399		
			Inv #5502676 (PO#RC955676), TelComm Radios - January 2023	8510 · Data/Alarms/IT Supp & Licensing	Belvedere	-3,775.03
			Inv #5502676 (PO#RC955676), TelComm Radios - January 2023	8510 · Data/Alarms/IT Supp & Licensing	Tiburon:Paradise C...	-232.74
			Inv #5502676 (PO#RC955676), TelComm Radios - January 2023	8510 · Data/Alarms/IT Supp & Licensing	Tiburon	-5,301.80
TOTAL						-9,309.57
9517	02/09/23	BGE Solutions	M.P. Equip Maintenance - January 2023	JP Morgan Chase - Primary 7399		
			Inv #214 (PO#RC955678), M.P.: Flame arrestor, Torch Valves & WGB Modifications - ...	7022 · Plant Maint. Parts & Service	Belvedere	-2,934.80
			Inv #214 (PO#RC955678), M.P.: Flame arrestor, Torch Valves & WGB Modifications - ...	7022 · Plant Maint. Parts & Service	Tiburon	-4,137.00
TOTAL						-7,071.80
9518	02/09/23	Brelje and Race Laboratories, Inc.	M.P./P.C. Plant Samples - December 2022	JP Morgan Chase - Primary 7399		
			Inv #146611: M.P. Samples - December 2022	7051 · Main Plant Lab Monitoring	Belvedere	-796.39
			Inv #146611: M.P. Samples - December 2022	7051 · Main Plant Lab Monitoring	Tiburon	-1,122.61
TOTAL						-1,919.00
9519	02/09/23	Caltest Analytical Laboratory	Acct: Tiburon5: M.P./P.C. Lab Sampling - January 2023	JP Morgan Chase - Primary 7399		
			M.P. - B: #704957, #704550, #704379, #704148, #704156, #704917, #704669, #7039...	7051 · Main Plant Lab Monitoring	Belvedere	-1,414.57
			P.C.: #704543, #704918 - January 2023	7052 · Paradise Cove Monitoring	Tiburon:Paradise C...	-418.95
			M.P.: - T: #704957, #704550, #704379, #704148, #704156, #704917, #704669, #7039...	7051 · Main Plant Lab Monitoring	Tiburon	-1,994.03
TOTAL						-3,827.55
9520	02/09/23	Caltronics Business Systems, Inc.	Acct #SD15, Multi-purpose Copier Contract - January 2023	JP Morgan Chase - Primary 7399		
			Inv #3689828, Konica Multi-purpose copier (C308) contract - January 2023	6047 · Office Supplies	Belvedere	-89.51

Sanitary Distr. No.5 of Marin Co.

Warrant List Detail

January 13 through February 9, 2023

02/13/23

Num	Date	Name	Memo	Account	Class	Paid Amount
			Inv #3689828, Konica Multi-purpose copier (C308) contract - January 2023	6047 · Office Supplies	Tiburon:Paradise C...	-5.52
			Inv #3689828, Konica Multi-purpose copier (C308) contract - January 2023	6047 · Office Supplies	Tiburon	-125.70
TOTAL						-220.73
9521	02/09/23	Cintas Corporation #626	Acct #626-00821, PPE/Safetywear - January 2023	JP Morgan Chase - Primary 7399		
			Inv #4142710200, #4143377520, #4144094838, #4144782830 - January 2023	8520 · Personal Protection/Safety Wear	Belvedere	-56.77
			Inv #4142710200, #4143377520, #4144094838, #4144782830 - January 2023	8520 · Personal Protection/Safety Wear	Tiburon:Paradise C...	-3.50
			Inv #4142710200, #4143377520, #4144094838, #4144782830 - January 2023	8520 · Personal Protection/Safety Wear	Tiburon	-79.73
			Plesae apply credits: #9302, #9358	8520 · Personal Protection/Safety Wear	Belvedere	16.85
			Plesae apply credits: #9302, #9358	8520 · Personal Protection/Safety Wear	Tiburon:Paradise C...	1.04
			Plesae apply credits: #9302, #9358	8520 · Personal Protection/Safety Wear	Tiburon	23.67
TOTAL						-98.44
9522	02/09/23	CWEA	Certificates & Membership Renewals - February 2023 (AJE FY23-24)	JP Morgan Chase - Primary 7399		
			R Cottrell, III (#58912), Lab Analyst (G1): 4.1.2023 - 6.30.2023	6025 · Dues & Subscriptions	Belvedere	-9.63
			R Cottrell, III (#58912), Lab Analyst (G1): 4.1.2023 - 6.30.2023	6025 · Dues & Subscriptions	Tiburon:Paradise C...	-0.59
			R Cottrell, III (#58912), Lab Analyst (G1): 4.1.2023 - 6.30.2023	6025 · Dues & Subscriptions	Tiburon	-13.53
			R Cottrell, III (#58912), Lab Analyst (G1): 7.1.2023 - 3.30.2024 (AJE FY23-24)	6025 · Dues & Subscriptions	Belvedere	-28.89
			R Cottrell, III (#58912), Lab Analyst (G1): 7.1.2023 - 3.30.2024 (AJE FY23-24)	6025 · Dues & Subscriptions	Tiburon:Paradise C...	-1.78
			R Cottrell, III (#58912), Lab Analyst (G1): 7.1.2023 - 3.30.2024 (AJE FY23-24)	6025 · Dues & Subscriptions	Tiburon	-40.58
			J Triola (#63436), Membership Renewal: 4.1.2023 - 6.30.2023	6025 · Dues & Subscriptions	Belvedere	-20.48
			J Triola (#63436), Membership Renewal: 4.1.2023 - 6.30.2023	6025 · Dues & Subscriptions	Tiburon:Paradise C...	-1.26
			J Triola (#63436), Membership Renewal: 4.1.2023 - 6.30.2023	6025 · Dues & Subscriptions	Tiburon	-28.76
			J Triola (#63436), Membership Renewal: 7.1.2023 - 3.30.2024 (AJE FY23-24)	6025 · Dues & Subscriptions	Belvedere	-61.43
			J Triola (#63436), Membership Renewal: 7.1.2023 - 3.30.2024 (AJE FY23-24)	6025 · Dues & Subscriptions	Tiburon:Paradise C...	-3.79
			J Triola (#63436), Membership Renewal: 7.1.2023 - 3.30.2024 (AJE FY23-24)	6025 · Dues & Subscriptions	Tiburon	-86.28
TOTAL						-297.00
9523	02/09/23	CWEA	Certificates & Membership Renewals - February 2023 (AJE FY23-24)	JP Morgan Chase - Primary 7399		
			A Hill (#350936), Collxn Sys. Maint (G1): 4.1.2023 - 6.30.2023	6025 · Dues & Subscriptions	Belvedere	-9.63
			A Hill (#350936), Collxn Sys. Maint (G1): 4.1.2023 - 6.30.2023	6025 · Dues & Subscriptions	Tiburon:Paradise C...	-0.59
			A Hill (#350936), Collxn Sys. Maint (G1): 4.1.2023 - 6.30.2023	6025 · Dues & Subscriptions	Tiburon	-13.53
			A Hill (#350936), Collxn Sys. Maint (G1): 7.1.2023 - 3.30.2024 (AJE FY23-24)	6025 · Dues & Subscriptions	Belvedere	-28.89
			A Hill (#350936), Collxn Sys. Maint (G1): 7.1.2023 - 3.30.2024 (AJE FY23-24)	6025 · Dues & Subscriptions	Tiburon:Paradise C...	-1.78
			A Hill (#350936), Collxn Sys. Maint (G1): 7.1.2023 - 3.30.2024 (AJE FY23-24)	6025 · Dues & Subscriptions	Tiburon	-40.58
			T Rubio (#39532), Lab Analyst (G1): 4.1.2023 - 6.30.2023	6025 · Dues & Subscriptions	Belvedere	-9.63
			T Rubio (#39532), Lab Analyst (G1): 4.1.2023 - 6.30.2023	6025 · Dues & Subscriptions	Tiburon:Paradise C...	-0.59
			T Rubio (#39532), Lab Analyst (G1): 4.1.2023 - 6.30.2023	6025 · Dues & Subscriptions	Tiburon	-13.53
			T Rubio (#39532), Lab Analyst (G1): 7.1.2023 - 3.30.2024 (AJE FY23-24)	6025 · Dues & Subscriptions	Belvedere	-28.89
			T Rubio (#39532), Lab Analyst (G1): 7.1.2023 - 3.30.2024 (AJE FY23-24)	6025 · Dues & Subscriptions	Tiburon:Paradise C...	-1.78
			T Rubio (#39532), Lab Analyst (G1): 7.1.2023 - 3.30.2024 (AJE FY23-24)	6025 · Dues & Subscriptions	Tiburon	-40.58
TOTAL						-190.00
9524	02/09/23	D&K Auto Service	SD5 Truck Maint. - January 2023	JP Morgan Chase - Primary 7399		
			Inv #73505 (PO#955675) --2015 VW Golf TDI S, Oil Change - January 2023	7072 · Maintenance	Belvedere	-112.39
			Inv #73505 (PO#955675) --2015 VW Golf TDI S, Oil Change - January 2023	7072 · Maintenance	Tiburon:Paradise C...	-6.93
			Inv #73505 (PO#955675) --2015 VW Golf TDI S, Oil Change - January 2023	7072 · Maintenance	Tiburon	-157.84
			Inv #73644 (PO#955680) -- 2012 Chevy Silverado 2500 - Oil Change & computer cod...	7072 · Maintenance	Belvedere	-155.93
			Inv #73644 (PO#955680) -- 2012 Chevy Silverado 2500 - Oil Change & computer cod...	7072 · Maintenance	Tiburon:Paradise C...	-9.61

Sanitary Distr. No.5 of Marin Co.

Warrant List Detail

January 13 through February 9, 2023

Num	Date	Name	Memo	Account	Class	Paid Amount
			Inv #73644 (PO#955680) -- 2012 Chevy Silverado 2500 - Oil Change & computer cod...	7072 · Maintenance	Tiburon	-218.99
TOTAL						-661.69
9525	02/09/23	DKF Solutions Group, LLC	My Safety Officer Subscription + CalOSHA Training - February 2023	JP Morgan Chase - Primary 7399		
			Inv #20994 (PO #2107131), DKF CalOSHA Confined Spaces Safety - February 2022	8515 · Safety	Belvedere	-1,135.40
			Inv #20994 (PO #2107131), DKF CalOSHA Confined Spaces Safety - February 2022	8515 · Safety	Tiburon:Paradise C...	-70.00
			Inv #20994 (PO #2107131), DKF CalOSHA Confined Spaces Safety - February 2022	8515 · Safety	Tiburon	-1,594.60
			Inv #21014, DKF Safety Procedures Subscription - February 2023	8515 · Safety	Belvedere	-141.93
			Inv #21014, DKF Safety Procedures Subscription - February 2023	8515 · Safety	Tiburon:Paradise C...	-8.75
			Inv #21014, DKF Safety Procedures Subscription - February 2023	8515 · Safety	Tiburon	-199.32
			Inv #21032 (PO #2107131), DKF CalOSHA Emergency Action Plant - February 2023	8515 · Safety	Belvedere	-527.15
			Inv #21032 (PO #2107131), DKF CalOSHA Emergency Action Plant - February 2023	8515 · Safety	Tiburon:Paradise C...	-32.50
			Inv #21032 (PO #2107131), DKF CalOSHA Emergency Action Plant - February 2023	8515 · Safety	Tiburon	-740.35
			Inv #21041 (PO #2107131), DKF CalOSHA EAP Policy Development - February 2023	8515 · Safety	Belvedere	-465.31
			Inv #21041 (PO #2107131), DKF CalOSHA EAP Policy Development - February 2023	8515 · Safety	Tiburon:Paradise C...	-28.69
			Inv #21041 (PO #2107131), DKF CalOSHA EAP Policy Development - February 2023	8515 · Safety	Tiburon	-653.50
TOTAL						-5,597.50
9526	02/09/23	eNPDES.com & Associates	M.P. & P.C. Palnt, NPDES Permit Software, Aug '22 - July '23 (AJE FY22-23)	JP Morgan Chase - Primary 7399		
			M.P. NPDES Permit software, Flat Fee for Tech Support, 8.01.22 - 6.30.23	8510 · Data/Alarms/IT Supp & Licensing	Belvedere	-724.83
			M.P. NPDES Permit software, Flat Fee for Tech Support, 8.01.22 - 6.30.23	8510 · Data/Alarms/IT Supp & Licensing	Tiburon:Paradise C...	-44.69
			M.P. NPDES Permit software, Flat Fee for Tech Support, 8.01.22 - 6.30.23	8510 · Data/Alarms/IT Supp & Licensing	Tiburon	-1,017.99
			M.P. NPDES Permit software, Flat Fee for Tech Support, 7.1.23 - 7.31.23 (AJE FY22-...	8510 · Data/Alarms/IT Supp & Licensing	Belvedere	-65.89
			M.P. NPDES Permit software, Flat Fee for Tech Support, 7.1.23 - 7.31.23 (AJE FY22-...	8510 · Data/Alarms/IT Supp & Licensing	Tiburon:Paradise C...	-4.06
			M.P. NPDES Permit software, Flat Fee for Tech Support, 7.1.23 - 7.31.23 (AJE FY22-...	8510 · Data/Alarms/IT Supp & Licensing	Tiburon	-92.54
TOTAL						-1,950.00
9527	02/09/23	Fastenal Company	CAPET0959, M.P. Supplies - December 2022	JP Morgan Chase - Primary 7399		
			Inv #64091 (PO#654038) - SHOP SUPPLIES RESTOCK - December 2022	7021 · Plant Maintenance Supplies	Belvedere	-301.10
			Inv #64091 (PO#654038) - SHOP SUPPLIES RESTOCK - December 2022	7021 · Plant Maintenance Supplies	Tiburon	-424.44
			Inv #64114 (PO#654038) - SHOP SUPPLIES RESTOCK (partial stock) - December 2...	7021 · Plant Maintenance Supplies	Belvedere	-180.84
			Inv #64114 (PO#654038) - SHOP SUPPLIES RESTOCK (partial stock) - December 2...	7021 · Plant Maintenance Supplies	Tiburon	-254.93
TOTAL						-1,161.31
9528	02/09/23	Goodman Building Supply Co.	Acct #20070, M.P. Supplies - January 2023	JP Morgan Chase - Primary 7399		
			Inv #861756 (PO#954005) - Patch/ paint + gate latch @ BPS#1 - January 2023	7011 · Pumps & Lines Maintenance	Belvedere	-83.94
			Inv #863445 (PO#652173) - Plant mix and mulch re 17 Acela Dr. - January 2023	7011 · Pumps & Lines Maintenance	Tiburon	-240.08
			Inv #862138 (PO#AB3449) - P.C. Supplies - January 2023	7042 · Paradise Supplies & Chemicals	Tiburon:Paradise C...	-21.64
TOTAL						-345.66
9529	02/09/23	HDR Engineering, Inc.	Consulting, SD5 Staff Evaluation + MP Digester - December 2022	JP Morgan Chase - Primary 7399		
			Inv #1200495320 HDR Consulting, SD5 SD5 Staff Evaluation - December 2022	6017 · Consulting Fees	Belvedere	-3,321.28
			Inv #1200495320 HDR Consulting, SD5 SD5 Staff Evaluation - December 2022	6017 · Consulting Fees	Tiburon	-4,681.81
			Inv #1200493336 HDR Consulting, SD5 M.P. Digester Rehab & Cleaning - December ...	9213 · M.P. Digester	Belvedere	-2,715.03
			Inv #1200493336 HDR Consulting, SD5 M.P. Digester Rehab & Cleaning - December ...	9213 · M.P. Digester	Tiburon	-3,827.22
TOTAL						-14,545.34

Sanitary Distr. No.5 of Marin Co.

Warrant List Detail

January 13 through February 9, 2023

Num	Date	Name	Memo	Account	Class	Paid Amount
9530	02/09/23	Herc Rentals, Inc.	Cust #1580740, M.P Supplies - January 2023	JP Morgan Chase - Primary 7399		
			Inv #33435049001 (PO#JT652166), M.P. Supplies/Propane tanks - January 2023	7021 · Plant Maintenance Supplies	Belvedere	-65.98
			Inv #33435049001 (PO#JT652166), M.P. Supplies/Propane tanks - January 2023	7021 · Plant Maintenance Supplies	Tiburon	-93.01
TOTAL						-158.99
9531	02/09/23	HF&H Consultants, LLC	Consulting - January 2023	JP Morgan Chase - Primary 7399		
			Inv #9719886, Project #W3829, SD5 Sewer Rate Study - January 2023	6017 · Consulting Fees	Belvedere	-1,395.73
			Inv #9719886, Project #W3829, SD5 Sewer Rate Study - January 2023	6017 · Consulting Fees	Tiburon:Paradise C...	-86.05
			Inv #9719886, Project #W3829, SD5 Sewer Rate Study - January 2023	6017 · Consulting Fees	Tiburon	-1,960.22
TOTAL						-3,442.00
9532	02/09/23	Home Depot Credit Services	#6035322005164334: M.P. Parts & Srvc - January 2023	JP Morgan Chase - Primary 7399		
			Inv #5360775 (PO#954007), M.P. Supplies - January 2023	7021 · Plant Maintenance Supplies	Belvedere	-59.10
			Inv #5360775 (PO#954007), M.P. Supplies - January 2023	7021 · Plant Maintenance Supplies	Tiburon	-83.31
			Inv #5360775 (PO#954007), SD5 Fleet Maintenance - January 2023	7072 · Maintenance	Belvedere	-56.52
			Inv #5360775 (PO#954007), SD5 Fleet Maintenance - January 2023	7072 · Maintenance	Tiburon	-79.68
TOTAL						-278.61
9533	02/09/23	Jackson's Hardware, Inc.	Acct #7601, Safety + PPE - January 2023	JP Morgan Chase - Primary 7399		
			Inv #121083 (PO#AB953062), Safety Boots (AB - 2 sets (one to be returned) - Safety/...	8520 · Personal Protection/Safety Wear	Belvedere	-119.84
			Inv #121083 (PO#AB953062), Safety Boots (AB - 2 sets (one to be returned) - Safety/...	8520 · Personal Protection/Safety Wear	Tiburon:Paradise C...	-7.39
			Inv #121083 (PO#AB953062), Safety Boots (AB - 2 sets (one to be returned) - Safety/...	8520 · Personal Protection/Safety Wear	Tiburon	-168.30
			Inv #121083 (PO#AB953062), MP Supplies (AB) - January 2023	7021 · Plant Maintenance Supplies	Belvedere	-10.79
			Inv #121083 (PO#AB953062), MP Supplies (AB) - January 2023	7021 · Plant Maintenance Supplies	Tiburon	-15.22
TOTAL						-321.54
9534	02/09/23	JM Integration, LLC	M.P. Parts & Service - January 2023	JP Morgan Chase - Primary 7399		
			Inv #23220 (PO#955682): 2 field site visits + Flowline, Zippot conxxn/bulkhead, chass...	7022 · Plant Maint. Parts & Service	Belvedere	-4,578.33
			Inv #23220 (PO#955682): 2 field site visits + Flowline, Zippot conxxn/bulkhead, chass...	7022 · Plant Maint. Parts & Service	Tiburon	-6,453.78
			Inv #23223 (PO#955683): 5 VDF (variable frequency drive) purchase and installations ...	7022 · Plant Maint. Parts & Service	Belvedere	-5,258.88
			Inv #23223 (PO#955683): 5 VDF (variable frequency drive) purchase and installations ...	7022 · Plant Maint. Parts & Service	Tiburon	-7,413.12
TOTAL						-23,704.11
9535	02/09/23	Ken Grady Company, Inc.	SD5 Plant Parts - January 2023	JP Morgan Chase - Primary 7399		
			Inv #544 (P.O. #955669), SD5 M.P Sensor repalcements - January 2023	7022 · Plant Maint. Parts & Service	Belvedere	-1,221.06
			Inv #544 (P.O. #955669), SD5 M.P Sensor repalcements - January 2023	7022 · Plant Maint. Parts & Service	Tiburon	-1,721.25
TOTAL						-2,942.31
9536	02/09/23	Koffler Electrical Mechanical Repair	Cust #00-SAN060, M.P. Parts & Srvc. - July - December 2022	JP Morgan Chase - Primary 7399		
			Inv #0101762-IN (PO#753100), (1) 7.5 HP Motor for M.P. - December 2022	7022 · Plant Maint. Parts & Service	Belvedere	-454.89
			Inv #0101762-IN (PO#753100), (1) 7.5 HP Motor for M.P. - December 2022	7022 · Plant Maint. Parts & Service	Tiburon	-641.24
			Inv #0101763-IN (PO#753100), (3) Gearmotors for M.P. - December 2023	7022 · Plant Maint. Parts & Service	Belvedere	-2,423.73

**Sanitary Distr. No.5 of Marin Co.
Warrant List Detail**

January 13 through February 9, 2023

Num	Date	Name	Memo	Account	Class	Paid Amount
			Inv #0101763-IN (PO#753100), (3) Gearmotors for M.P. - December 2023	7022 · Plant Maint. Parts & Service	Tiburon	-3,416.59
			Inv #0100870-IN (PO#753066), Vertical Motor for M.P. - July 2022	7022 · Plant Maint. Parts & Service	Belvedere	-1,364.66
			Inv #0100870-IN (PO#753066), Vertical Motor for M.P. - July 2022	7022 · Plant Maint. Parts & Service	Tiburon	-1,923.67
			Inv #0100872-IN (PO#753066), 0.75 HP for M.P. - July 2022	7022 · Plant Maint. Parts & Service	Belvedere	-565.16
			Inv #0100871-IN (PO#753066), 0.75 HP for M.P. - July 2022	7022 · Plant Maint. Parts & Service	Tiburon	-796.67
TOTAL						-11,586.61
9537	02/09/23	Martin Bros. Supply	Tib. P&L - December 2022	JP Morgan Chase - Primary 7399		
			Inv #178758 (PO#652174) 1/2 yard roofing gravel @ 17 Acelda Dr - December 2022	7011 · Pumps & Lines Maintenance	Tiburon	-52.10
TOTAL						-52.10
9538	02/09/23	McC Campbell Analytical, Inc.	M.P. Monitoring, Acute Toxicity Testing - November 2022 & January 2023	JP Morgan Chase - Primary 7399		
			Inv #2211A15, M.P. Monitoring, (3) Acute Toxicity Testing - November 2022	7053 · Chronic Toxicity	Belvedere	-461.69
			Inv #2211A15, M.P. Monitoring, (3) Acute Toxicity Testing - November 2022	7053 · Chronic Toxicity	Tiburon	-650.81
			Inv #2301D13, M.P. Monitoring, (3) Acute Toxicity Testing - January 2023	7053 · Chronic Toxicity	Belvedere	-461.69
			Inv #2301D13, M.P. Monitoring, (3) Acute Toxicity Testing - January 2023	7053 · Chronic Toxicity	Tiburon	-650.81
TOTAL						-2,225.00
9539	02/09/23	Mill Valley Refuse Service, Inc.	Acct #063092, SLUDGE TRANSPORT - January 2023	JP Morgan Chase - Primary 7399		
			Acct #63092, Sludge Transport/Exchange only, 1.11.2023, 1.19.2023, 1.30.2023	7029 · Main Plant Sludge Disposal	Belvedere	-597.60
			Acct #63092, Sludge Transport/Exchange only, 1.11.2023, 1.19.2023, 1.30.2023	7029 · Main Plant Sludge Disposal	Tiburon	-842.40
TOTAL						-1,440.00
9540	02/09/23	Miller Pacific Engineering Group	Geotech Srvcs, Tiburon - January 2023	JP Morgan Chase - Primary 7399		
			Inv #25582 (PO#), Geotech Srvcs - 12 Centro East., Tiburon (11.14.2022 - 12.1...	7011 · Pumps & Lines Maintenance	Tiburon	-3,568.88
TOTAL						-3,568.88
9541	02/09/23	Pacific Gas & Electric	Acct #2908031411-4, Utilities - January 2023	JP Morgan Chase - Primary 7399		
			Acct #2908031411-4, Main Plant Utilities - January 2023	8542 · Main Plant Utilities	Belvedere	-9,210.98
			Acct #2908031411-4, P.C. Plant Utilities - January 2023	8543 · Paradise Cove Utilities	Tiburon:Paradise C...	-2,877.43
			Acct #2908031411-4, Main Plant Utilities - January 2023	8542 · Main Plant Utilities	Tiburon	-12,984.16
			Acct #2908031411-4, Belv Pump St Utilities - January 2023	8544 · Pump Station Utilities	Belvedere	-3,775.96
			Acct #2908031411-4, P.C. Pump St Utilities - January 2023	8544 · Pump Station Utilities	Tiburon:Paradise C...	-515.32
			Acct #2908031411-4, Tib Pump St Utilities - January 2023	8544 · Pump Station Utilities	Tiburon	-6,058.56
TOTAL						-35,422.41
9542	02/09/23	PAN-PACIFIC SUPPLY COMPANY	Cust #954206: M.P. Pump Repair - thru January 2023	JP Morgan Chase - Primary 7399		
			Inv #29611534 (PO#954206): M.P. Pump Repair & Service - October 2022	7022 · Plant Maint. Parts & Service	Belvedere	-6,556.34
			Inv #29611534 (PO#954206): M.P. Pump Repair & Service - October 2022	7022 · Plant Maint. Parts & Service	Tiburon	-9,242.06
			Inv #29612598 (PO#: RC955668): M.P. Pump Repair - January 2023	7022 · Plant Maint. Parts & Service	Belvedere	-1,464.51
			Inv #29612598 (PO#: RC955668): M.P. Pump Repair - January 2023	7022 · Plant Maint. Parts & Service	Tiburon	-2,064.44
			Inv #29612598 (PO#: RC955668): M.P. Pump Parts - January 2023	7022 · Plant Maint. Parts & Service	Belvedere	-740.36
			Inv #29612598 (PO#: RC955668): M.P. Pump Parts - January 2023	7022 · Plant Maint. Parts & Service	Tiburon	-1,043.64

Sanitary Distr. No.5 of Marin Co.

Warrant List Detail

January 13 through February 9, 2023

Num	Date	Name	Memo	Account	Class	Paid Amount
TOTAL						-21,111.35
9543	02/09/23	Perotti & Carrade	Client #1901 - Financial Services, FY21-22 SD5 Audit (PP#3) - December 2022	JP Morgan Chase - Primary 7399		
			Inv #101228, FY21-22 SD5 Audit (PP#3) - December 2022	6008 · Audit & Accounting	Belvedere	-1,622.00
			Inv #101228, FY21-22 SD5 Audit (PP#3) - December 2022	6008 · Audit & Accounting	Tiburon:Paradise C...	-100.00
			Inv #101228, FY21-22 SD5 Audit (PP#3) - December 2022	6008 · Audit & Accounting	Tiburon	-2,278.00
TOTAL						-4,000.00
9544	02/09/23	Robert L Talavera, LLC	SSGIS ArcView Support - January 2023	JP Morgan Chase - Primary 7399		
			Inv #RLT0123F1, SSGIS ArcView Support: Upload pipe history data, install, train & su...	8510 · Data/Alarms/IT Supp & Licensing	Belvedere	-121.65
			Inv #RLT0123F1, SSGIS ArcView Support: Upload pipe history data, install, train & su...	8510 · Data/Alarms/IT Supp & Licensing	Tiburon:Paradise C...	-7.50
			Inv #RLT0123F1, SSGIS ArcView Support: Upload pipe history data, install, train & su...	8510 · Data/Alarms/IT Supp & Licensing	Tiburon	-170.85
TOTAL						-300.00
9545	02/09/23	Roy's Sewer Service, Inc.	P&L, M.P. & PC, Tiburon Small Machine Cleaning - January 2023	JP Morgan Chase - Primary 7399		
			Inv #220449 - 6 Bartel Ct., ER Call-Out: removed baby wipes + heavy root intrusion - 1...	7011 · Pumps & Lines Maintenance	Tiburon	-3,800.00
			Inv #220450 - 1915 Mar West St.: removed roots - 1.22.2023	7011 · Pumps & Lines Maintenance	Tiburon	-975.00
			Inv #219888 - "The Waterfall (i.e., 58 Marinero Cir.)": cleared manhole to manhole due...	7011 · Pumps & Lines Maintenance	Tiburon	-2,000.00
			Inv #22056 - 100 Eastview Ave.: removed major root intrusion at 6" main - 12.26.2023	7011 · Pumps & Lines Maintenance	Belvedere	-111.15
TOTAL						-6,886.15
9546	02/09/23	SemiTorr Group, Inc.	Acct #400M14, M.P. Parts & Service - January 2023	JP Morgan Chase - Primary 7399		
			Inv #5521451 (PO#654013), Parts & Service: 3 Flame arrestors (5000 series, aluminu...	7022 · Plant Maint. Parts & Service	Belvedere	-3,753.86
			Inv #5521451 (PO#654013), Parts & Service: 3 Flame arrestors (5000 series, aluminu...	7022 · Plant Maint. Parts & Service	Tiburon	-5,291.59
			Inv #5527465 (PO#654013), Parts & Service: 2 Barec-Biogas Flame arrestors w/ PRV,...	7022 · Plant Maint. Parts & Service	Belvedere	-4,194.59
			Inv #5527465 (PO#654013), Parts & Service: 2 Barec-Biogas Flame arrestors w/ PRV,...	7022 · Plant Maint. Parts & Service	Tiburon	-5,912.85
			Inv #5527495 (PO#654013), Parts & Service: BMI18998 Barec-Biogas Bank Assembly ...	7022 · Plant Maint. Parts & Service	Belvedere	-1,501.05
			Inv #5527495 (PO#654013), Parts & Service: BMI18998 Barec-Biogas Bank Assembly ...	7022 · Plant Maint. Parts & Service	Tiburon	-2,115.93
TOTAL						-22,769.87
9547	02/09/23	SERVICE TOOL	Cust #56156, M.P. Supplies - January 2023	JP Morgan Chase - Primary 7399		
			Inv #S5496847.001 (PO#652169): M.P. Supplies - January 2023	7021 · Plant Maintenance Supplies	Belvedere	-68.65
			Inv #S5496847.001 (PO#652169): M.P. Supplies - January 2023	7021 · Plant Maintenance Supplies	Tiburon	-96.78
TOTAL						-165.43
9548	02/09/23	Slembrouck-Many Corporation	Fire Sprinkler/Alarm System - January 2023	JP Morgan Chase - Primary 7399		
			Inv #4660-3370S (PO#), Testing M.P. fire sprinkler/fire alarm system - January 2...	8515 · Safety	Belvedere	-166.00
			Inv #4660-3370S (PO#), Testing M.P. fire sprinkler/fire alarm system - January 2...	8515 · Safety	Tiburon	-234.00
			Inv #4660-3370S (PO#), Testing M.P. fire sprinkler/fire alarm system - January 2...	8510 · Data/Alarms/IT Supp & Licensing	Belvedere	-166.00
			Inv #4660-3370S (PO#), Testing M.P. fire sprinkler/fire alarm system - January 2...	8510 · Data/Alarms/IT Supp & Licensing	Tiburon	-234.00
TOTAL						-800.00
9549	02/09/23	Special District Risk Management Aut...	Member #7665, Life, Vision, DDS & LTD Ins. - March 2023	JP Morgan Chase - Primary 7399		

Sanitary Distr. No.5 of Marin Co.

Warrant List Detail

January 13 through February 9, 2023

Num	Date	Name	Memo	Account	Class	Paid Amount
			Employee Life & ADD Insurance - Inv #H40997 - March 2023	8020.05 · Employee Health	Belvedere	-66.18
			Employee Life & ADD Insurance - Inv #H40997 - March 2023	8020.05 · Employee Health	Tiburon:Paradise C...	-4.08
			Employee Life & ADD Insurance - Inv #H40997 - March 2023	8020.05 · Employee Health	Tiburon	-92.94
			Employee LTD Insurance - Inv #H40997 - March 2023	8020.05 · Employee Health	Belvedere	-165.55
			Employee LTD Insurance - Inv #H40997 - March 2023	8020.05 · Employee Health	Tiburon:Paradise C...	-10.21
			Employee LTD Insurance - Inv #H40997 - March 2023	8020.05 · Employee Health	Tiburon	-232.51
			Employee DDS Insurance - Inv #H40997 - March 2023	8020.05 · Employee Health	Belvedere	-470.40
			Employee DDS Insurance - Inv #H40997 - March 2023	8020.05 · Employee Health	Tiburon:Paradise C...	-29.00
			Employee DDS Insurance - Inv #H40997 - March 2023	8020.05 · Employee Health	Tiburon	-660.65
			Employee Vision Insurance - Inv #H40997 - March 2023	8020.05 · Employee Health	Belvedere	-82.45
			Employee Vision Insurance - Inv #H40997 - March 2023	8020.05 · Employee Health	Tiburon:Paradise C...	-5.08
			Employee Vision Insurance - Inv #H40997 - March 2023	8020.05 · Employee Health	Tiburon	-115.79
TOTAL						-1,934.84
9550	02/09/23	U.S. Bank	Acct#: 4246 0470 0067 9545 - December 2022 - January 2023	JP Morgan Chase - Primary 7399		
			Zoom + Staff Meetings at SD5 - December 2022 - January 2023	6018.1 · Meetings & Travel	Belvedere	-50.87
			Zoom + Staff Meetings at SD5 - December 2022 - January 2023	6018.1 · Meetings & Travel	Tiburon:Paradise C...	-3.14
			Zoom + Staff Meetings at SD5 - December 2022 - January 2023	6018.1 · Meetings & Travel	Tiburon	-71.45
			(TR) Travel Accomodations - Conferences - November - December 2022 - January 2023	6018.1 · Meetings & Travel	Belvedere	-55.68
			(TR) Travel Accomodations - Conferences - November - December 2022 - January 2023	6018.1 · Meetings & Travel	Tiburon:Paradise C...	-3.43
			(TR) Travel Accomodations - Conferences - November - December 2022 - January 2023	6018.1 · Meetings & Travel	Tiburon	-78.19
			Cont'g Ed - (RC + AB) CWEA Event - ConferencesTravel Accomodations - December...	6020 · Continuing Education	Belvedere	-665.02
			Cont'g Ed - (RC + AB) CWEA Event - ConferencesTravel Accomodations - December...	6020 · Continuing Education	Tiburon:Paradise C...	-41.00
			Cont'g Ed - (RC + AB) CWEA Event - ConferencesTravel Accomodations - December...	6020 · Continuing Education	Tiburon	-933.98
			Office & Admin supplies (Calendars + planners), Amazon - December 2022 - January ...	6047 · Office Supplies	Belvedere	-168.80
			Office Depot - Office & Admin supplies (Calendars + planners) - December 2022 - Jan...	6047 · Office Supplies	Tiburon:Paradise C...	-10.41
			Office Depot - Office & Admin supplies (Calendars + planners) - December 2022 - Jan...	6047 · Office Supplies	Tiburon	-237.06
			USPO Return-Receipt postage - December 2022 - January 2023	6056 · Postage	Belvedere	-53.14
			USPO Return-Receipt postage - December 2022 - January 2023	6056 · Postage	Tiburon:Paradise C...	-3.28
			USPO Return-Receipt postage - December 2022 - January 2023	6056 · Postage	Tiburon	-74.62
			Plant Supplies - M.P. Supplies + Parts - December 2022 - January 2023	7021 · Plant Maintenance Supplies	Belvedere	-251.40
			Plant Supplies - M.P. Supplies + Parts - December 2022 - January 2023	7021 · Plant Maintenance Supplies	Tiburon	-354.39
			Plant Parts & Service (Tools) - December 2022 - January 2023	7022 · Plant Maint. Parts & Service	Belvedere	-754.62
			Plant Parts & Service - December 2022 - January 2023	7022 · Plant Maint. Parts & Service	Tiburon	-1,063.73
			Recurring Amazon order re janitorial supplies - December 2022 - January 2023	7023 · Janitorial Supplies & Service	Belvedere	-20.77
			Recurring Amazon order re janitorial supplies - December 2022 - January 2023	7023 · Janitorial Supplies & Service	Tiburon	-29.28
			Lab supplies - Amazon - December 2022 - January 2023	7025 · Lab Supplies & Chemicals	Belvedere	-104.06
			Lab supplies - Amazon- December 2022 - January 2023	7025 · Lab Supplies & Chemicals	Tiburon	-146.69
			Parts & Service @ Paradise Cove - GRAINGER - December 2022 - January 2023	7041 · Paradise Parts & Service	Tiburon:Paradise C...	-237.66
			Fill-up at Maint. Truck - December 2022 - January 2023	7071 · Fuel	Belvedere	-49.17
			Fill-up at Maint. Truck - December 2022 - January 2023	7071 · Fuel	Tiburon:Paradise C...	-3.03
			Fill-up at Maint. Truck - December 2022 - January 2023	7071 · Fuel	Tiburon	-69.06
			SD5 Fleet Maintenance/supplies - December 2022 - January 2023	7072 · Maintenance	Belvedere	-15.92
			SD5 Fleet Maintenance/supplies - December 2022 - January 2023	7072 · Maintenance	Tiburon:Paradise C...	-0.98
			SD5 Fleet Maintenance/supplies - December 2022 - January 2023	7072 · Maintenance	Tiburon	-22.37
			Plant Supplies + Stormwatch - Safety Supplies - December 2022 - January 2023	8515 · Safety	Belvedere	-45.40
			Plant Supplies + Stormwatch - Safety Supplies - December 2022 - January 2023	8515 · Safety	Tiburon:Paradise C...	-2.80
			Plant Supplies + Stormwatch - Safety Supplies - December 2022 - January 2023	8515 · Safety	Tiburon	-63.77
TOTAL						-5,685.17
9551	02/09/23	Waste Management of Redwood Landfill	Acct #3-78482-75002, Sludge Disposal - January 2023	JP Morgan Chase - Primary 7399		
			Inv #0107069-1507-0, Sludge Disposal - 1 pick-up @ 25.75 tons - January 2023	7029 · Main Plant Sludge Disposal	Belvedere	-287.19
			Inv #0107069-1507-0, Sludge Disposal - 1 pick-up @ 25.75 tons - January 2023	7043 · Paradise Sludge Disposal	Tiburon:Paradise C...	-17.71
			Inv #0107235-1507-7, Sludge Disposal - 1 pick-up @ 25.75 tons - January 2023	7029 · Main Plant Sludge Disposal	Tiburon	-403.34

Sanitary Distr. No.5 of Marin Co.

Warrant List Detail

January 13 through February 9, 2023

Num	Date	Name	Memo	Account	Class	Paid Amount
TOTAL						-708.24
9552	02/09/23	Water Components & Building Supply	Acct #454, M.P. Supplies - January 2023	JP Morgan Chase - Primary 7399		
			Inv #30599704 (PO#JR953063) M.P. Maint. Supplies - January 20232	7021 · Plant Maintenance Supplies	Belvedere	-115.86
			Inv #30599704 (PO#JR953063) M.P. Maint. Supplies - January 20232	7021 · Plant Maintenance Supplies	Tiburon	-163.31
			Inv #30599704 (PO#JR953063) P&L Locating Supplies - January 20232	7011 · Pumps & Lines Maintenance	Belvedere	-115.86
			Inv #30599704 (PO#JR953063) P&L Locating Supplies - January 20232	7011 · Pumps & Lines Maintenance	Tiburon	-163.31
TOTAL						-558.34
9553	02/09/23	Alvarez, Joel	J Alvarez Stormwatch @ M.P. - January 2023	JP Morgan Chase - Primary 7399		
			Stormwatch @ M.P. Standby Mileage Reimb J Alvarez - January 2023	6018.2 · Standby Mileage Expense Reimb	Belvedere	-8.70
			Stormwatch @ M.P. Standby Mileage Reimb J Alvarez - January 2023	6018.2 · Standby Mileage Expense Reimb	Tiburon	-12.26
TOTAL						-20.96
9554	02/09/23	Balf, Abigail	Reimb. Travel Meals/Diem - CWEA P3S Conference - January 2023	JP Morgan Chase - Primary 7399		
			Reimb. Travel Meals/Diem - CWEA P3S Conference - January 2023 (1.29.2023 - 2.1....	6018.1 · Meetings & Travel	Belvedere	-72.99
			Reimb. Travel Meals/Diem - CWEA P3S Conference - January 2023 (1.29.2023 - 2.1....	6018.1 · Meetings & Travel	Tiburon:Paradise C...	-4.50
			Reimb. Travel Meals/Diem - CWEA P3S Conference - January 2023 (1.29.2023 - 2.1....	6018.1 · Meetings & Travel	Tiburon	-102.51
TOTAL						-180.00
9555	02/09/23	Collodi, Peter	Misc. Reimb P Collodi - January 2023	JP Morgan Chase - Primary 7399		
			Reimb. for parts @ BPS#1	7011 · Pumps & Lines Maintenance	Belvedere	-56.80
TOTAL						-56.80
9556	02/09/23	Bilsborough, Chad	C Bilsborough Stormwatch @ M.P. - July - August 2022	JP Morgan Chase - Primary 7399		
			7.6.2022 SASM ER - Standby Mileage Reimb - July 2022	6018.2 · Standby Mileage Expense Reimb	Belvedere	-19.45
			7.6.2022 SASM ER - Standby Mileage Reimb - July 2022	6018.2 · Standby Mileage Expense Reimb	Tiburon	-33.05
			8.15.2022 HDR Mtg (Interview on regular day off) - August 2022	6018.2 · Standby Mileage Expense Reimb	Belvedere	-19.45
			8.15.2022 HDR Mtg (Interview on regular day off) - August 2022	6018.2 · Standby Mileage Expense Reimb	Tiburon	-33.05
TOTAL						-105.00
9557	02/09/23	Hill, Arlee S	Safety Glasses - January 2023	JP Morgan Chase - Primary 7399		
			2023 01 24: Reimb. re Safety Glasses (\$300/2 yrs. / 2022 MOU, §10(2))	8515 · Safety	Belvedere	-121.65
			2023 01 24: Reimb. re Safety Glasses (\$300/2 yrs. / 2022 MOU, §10(2))	8515 · Safety	Tiburon:Paradise C...	-7.50
			2023 01 24: Reimb. re Safety Glasses (\$300/2 yrs. / 2022 MOU, §10(2))	8515 · Safety	Tiburon	-170.85
TOTAL						-300.00
9558	02/09/23	Salazar, Ignacio	EE Incentive + Mileage Reimb. - December 2022 - January 2023	JP Morgan Chase - Primary 7399		
			Employee Incentive/Con't Ed Stipend: Completion of CSUSac, Safety, Beginning Trx +...	8005 · Employee Incentives	Belvedere	-405.50
			Employee Incentive/Con't Ed Stipend: Completion of CSUSac, Safety, Beginning Trx +...	8005 · Employee Incentives	Tiburon:Paradise C...	-25.00
			Employee Incentive/Con't Ed Stipend: Completion of CSUSac, Safety, Beginning Trx +...	8005 · Employee Incentives	Tiburon	-569.50
			Delivery to Brelj & Race + CalTEST, 1.5.2023	6018.2 · Standby Mileage Expense Reimb	Belvedere	-30.81
			Delivery to Brelj & Race + CalTEST, 1.5.2023	6018.2 · Standby Mileage Expense Reimb	Tiburon:Paradise C...	-1.90

02/13/23

Sanitary Distr. No.5 of Marin Co.

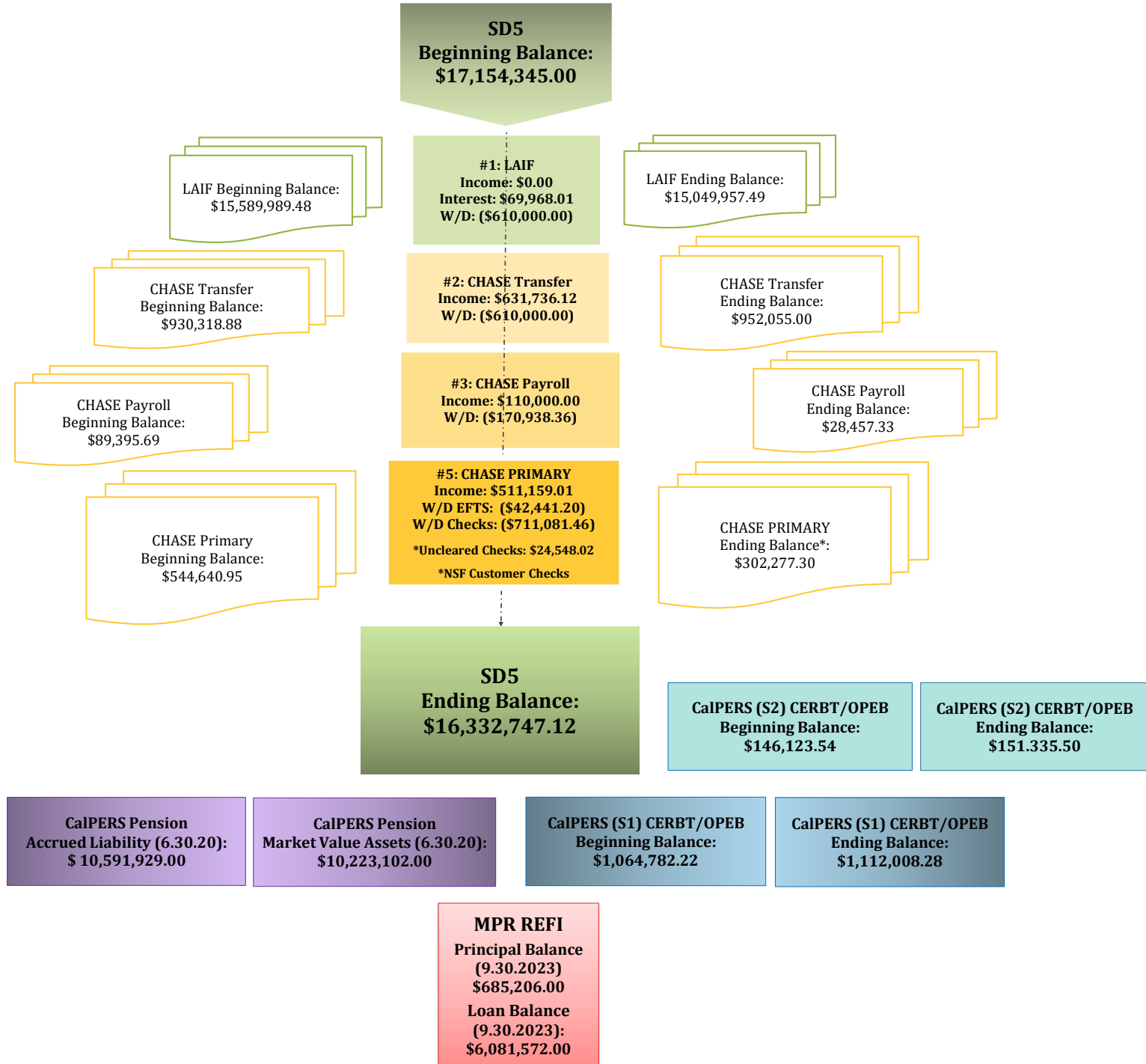
Warrant List Detail

January 13 through February 9, 2023

Num	Date	Name	Memo	Account	Class	Paid Amount
			Delivery to Brej & Race + CalTEST, 1.5.2023	6018.2 · Standby Mileage Expense Reimb	Tiburon	-43.27
TOTAL						-1,075.98

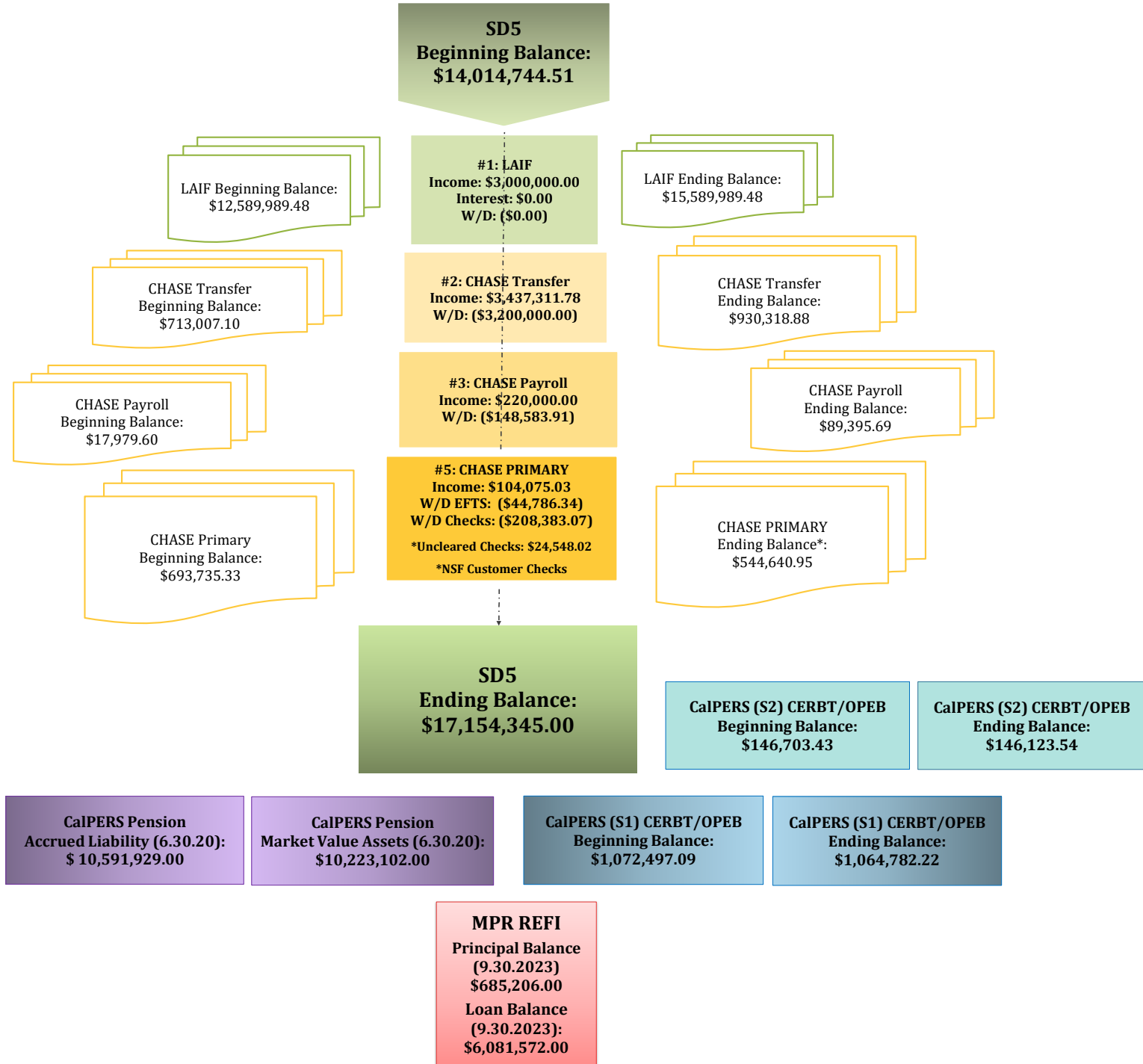
CASH FLOW CHART

SANITARY DISTRICT NO. 5 OF MARIN COUNTY: January 2023



CASH FLOW CHART

SANITARY DISTRICT NO. 5 OF MARIN COUNTY: December 2022





NOTICE OF AUTOMATIC PAYMENT

Paychex of New York LLC
1535 Scenic Avenue Suite 100
Costa Mesa CA 92626

Client # 0082 Y400-2116
Invoice # 2023011201

AUTOMATIC PAYMENT \$584.14

This amount will be deducted from the following bank account at or after 12:01 A.M on 1/13/23.

XXXXXXXXXXXXXXXXX506

ADDRESS SERVICE REQUESTED

0082 Y400-2116
SANITARY DISTRICT NO 5
2001 Paradise Dr
Tiburon, California 94920-1937

For questions regarding your account, please call (844) 729-9247

ACCOUNT SUMMARY				AMOUNT
Previous Balance on Invoice#2022122201 Due 12/30/22				312.64
Payment Received - Thank You				-312.64
Balance Forward				0.00
Total New Charges				584.14
Account Balance (Includes Balance Forward, New Charges, and Pending Automatic Payments)				584.14

CHECK DATE	DESCRIPTION OF SERVICE	PROCESSING DATE	# TRANSACTIONS	AMOUNT
NEW CHARGES				
01/13/23	Paychex Productivity	01/12/23	12	327.80
	Direct Deposit Premium Processing			60.00
	<ul style="list-style-type: none"> • W-2 Processing • Quarter End Delivery • Year-end Handling • Delivery • Client Discount • Total New Charges 		14	187.50
			1	25.00
				16.54
				-36.70
				584.14
Automatic Payment (Includes New Charges and applicable credits from Balance Forward above)				584.14



Thank you for choosing Paychex.

CASH REQUIREMENTS

CASH REQUIRED FOR NEGOTIABLE CHECKS &/OR ELECTRONIC FUNDS TRANSFERS (EFT) FOR CHECK DATE 01/13/23: \$82,906.23

IMPORTANT COVID-19 INFORMATION: If you filed IRS Form 7200, please notify your Paychex representative to avoid owing a balance at the end of the quarter and ensure your Form 941 is accurate.

TRANSACTION SUMMARY

SUMMARY BY TRANSACTION TYPE -	TOTAL ELECTRONIC FUNDS TRANSFER (EFT)	82,906.23	
	CASH REQUIRED FOR NEGOTIABLE CHECKS &/OR EFT	82,906.23	
	TOTAL REMAINING DEDUCTIONS / WITHHOLDINGS / LIABILITIES	6,335.71	
	CASH REQUIRED FOR CHECK DATE 01/13/23	89,241.94	

TRANSACTION DETAIL

ELECTRONIC FUNDS TRANSFER - Your financial institution will initiate transfer to Paychex at or after 12:01 A.M. on transaction date.

<u>TRANS. DATE</u>	<u>BANK NAME</u>	<u>ACCOUNT NUMBER</u>	<u>PRODUCT</u>	<u>DESCRIPTION</u>		BANK DRAFT AMOUNTS & OTHER TOTALS
01/13/23	JPMORGAN CHASE BANK,	xxxxxxxxxxxxx506	Direct Deposit	Net Pay Allocations	48,448.09	48,448.09
01/13/23	JPMORGAN CHASE BANK,	xxxxxxxxxxxxx506	Taxpay®	Employee Withholdings		
				Social Security	4,931.53	
				Medicare	1,153.34	
				Fed Income Tax	13,470.94	
				CA Income Tax	5,396.01	
				Total Withholdings	24,951.82	
				Employer Liabilities		
				Social Security	4,931.53	
				Medicare	1,153.34	
				Fed Unemploy	388.14	
				CA Disability	57.48	
				CA Unemploy	2,911.14	
				CA Emp Train	64.69	
				Total Liabilities	9,506.32	34,458.14
				EFT FOR 01/13/23		82,906.23
				TOTAL EFT		82,906.23

REMAINING DEDUCTIONS / WITHHOLDINGS / LIABILITIES - Paychex does not remit these funds. You must ensure accurate and timely payment of applicable items.

<u>TRANS. DATE</u>	<u>BANK NAME</u>	<u>ACCOUNT NUMBER</u>	<u>PRODUCT</u>	<u>DESCRIPTION</u>		<u>TOTAL</u>
01/13/23	Refer to your records for account Information		Payroll	Employee Deductions		
				401A Member Contribu	3,588.26	
				Calpers 457B	1,740.84	
				Calpers 457B Roth	812.00	

NOTICE OF AUTOMATIC PAYMENT

PAYCHEX

Paychex of New York LLC
 1535 Scenic Avenue Suite 100
 Costa Mesa CA 92626

Client # 0082 Y400-2116
 Invoice # 2023012601

AUTOMATIC PAYMENT \$312.64

This amount will be deducted from the following bank account at or after 12:01 A.M on 1/31/23.

XXXXXXXXXXXXXXXX506

ADDRESS SERVICE REQUESTED

0082 Y400-2116
 SANITARY DISTRICT NO 5
 2001 Paradise Dr
 Tiburon, California 94920-1937

For questions regarding your account, please call (844) 729-9247

Page 1 of 1

ACCOUNT SUMMARY				AMOUNT
Previous Balance on Invoice#2023011201 Due 01/13/23				584.14
Payment Received - Thank You				-584.14
Balance Forward				0.00
Total New Charges				312.64
Account Balance (Includes Balance Forward, New Charges, and Pending Automatic Payments)				312.64

CHECK DATE	DESCRIPTION OF SERVICE	PROCESSING DATE	# TRANSACTIONS	AMOUNT
NEW CHARGES				
01/31/23	Paychex Productivity	01/26/23	13	333.45
	Delivery		1	16.54
	Client Discount			-37.35
	Total New Charges			312.64
Automatic Payment (Includes New Charges and applicable credits from Balance Forward above)				312.64

5
2

Thank you for choosing Paychex.

CASH REQUIREMENTS

CASH REQUIRED FOR NEGOTIABLE CHECKS &/OR ELECTRONIC FUNDS TRANSFERS (EFT) FOR CHECK DATE 01/31/23: \$76,624.30

IMPORTANT COVID-19 INFORMATION: If you filed IRS Form 7200, please notify your Paychex representative to avoid owing a balance at the end of the quarter and ensure your Form 941 is accurate.

TRANSACTION SUMMARY

SUMMARY BY TRANSACTION TYPE -		
TOTAL ELECTRONIC FUNDS TRANSFER (EFT)		76,624.30
CASH REQUIRED FOR NEGOTIABLE CHECKS &/OR EFT		76,624.30
TOTAL REMAINING DEDUCTIONS / WITHHOLDINGS / LIABILITIES		7,023.94
CASH REQUIRED FOR CHECK DATE 01/31/23		83,648.24

TRANSACTION DETAIL

ELECTRONIC FUNDS TRANSFER - Your financial institution will initiate transfer to Paychex at or after 12:01 A.M. on transaction date.

<u>TRANS. DATE</u>	<u>BANK NAME</u>	<u>ACCOUNT NUMBER</u>	<u>PRODUCT</u>	<u>DESCRIPTION</u>		<u>BANK DRAFT AMOUNTS & OTHER TOTALS</u>
01/30/23	JPMORGAN CHASE BANK,	xxxxxxxxxxxxx506	Direct Deposit	Net Pay Allocations	47,076.32	47,076.32
						EFT FOR 01/30/23
01/31/23	JPMORGAN CHASE BANK,	xxxxxxxxxxxxx506	Taxpay®	Employee Withholdings		47,076.32 ✓
				Social Security	4,702.95	
				Medicare	1,099.88	
				Fed Income Tax	11,951.85	
				CA Income Tax	4,947.45	
				Total Withholdings	22,702.13	
				Employer Liabilities		
				Social Security	4,702.93	
				Medicare	1,099.88	
				Fed Unemploy	112.95	
				CA Disability	64.18	
				CA Unemploy	847.10	
				CA Emp Train	18.81	
				Total Liabilities	6,845.85	29,547.98
						EFT FOR 01/31/23
						29,547.98 ✓
						TOTAL EFT
						76,624.30

REMAINING DEDUCTIONS / WITHHOLDINGS / LIABILITIES - Paychex does not remit these funds. You must ensure accurate and timely payment of applicable items.

<u>TRANS. DATE</u>	<u>BANK NAME</u>	<u>ACCOUNT NUMBER</u>	<u>PRODUCT</u>	<u>DESCRIPTION</u>		<u>TOTAL</u>
01/31/23	Refer to your records for account	Information	Payroll	Employee Deductions		
				401A Member Contribu	3,416.21	
				Calpers 457B	1,847.12	
				Calpers 457B Roth	812.00	
				Med 125	194.61	

R

Sanitary Distr. No.5 of Marin Co.
Comparative Balance Sheet
As of January 31, 2023

	<u>Jan 31, 23</u>	<u>Dec 31, 22</u>	<u>\$ Change</u>
ASSETS			
Current Assets			
Checking/Savings			
JP Morgan Chase - Payroll 7506	28,007.33	88,945.69	-60,938.36
JP Morgan Chase - Primary 7399	227,700.28	525,591.32	-297,891.04
JP Morgan Chase - Transfer 7522	1,012,055.00	1,030,318.88	-18,263.88
Local Agency Investment Fund			
Belvedere			
Belvedere Capital & CIP Reserve	2,645,613.01	2,976,856.75	-331,243.74
Belvedere Disaster Recovery Fnd	356,250.00	356,250.00	0.00
Belvedere Operating	3,237,244.44	3,395,150.10	-157,905.66
Belvedere Operating Reserve	516,923.05	516,923.05	0.00
Belvedere PERS Retirement Trust	356,250.00	356,250.00	0.00
Total Belvedere	<u>7,112,280.50</u>	<u>7,601,429.90</u>	<u>-489,149.40</u>
Tiburon			
Tiburon Capital & CIP Reserve	4,730,239.53	4,977,060.94	-246,821.41
Tiburon Disaster Recovery Fund	643,750.00	643,750.00	0.00
Tiburon Operating	1,366,039.45	1,240,068.64	125,970.81
Tiburon Operating Reserve	383,930.00	383,930.00	0.00
Tiburon PERS Retirement Trust	643,750.00	643,750.00	0.00
Total Tiburon	<u>7,767,708.98</u>	<u>7,888,559.58</u>	<u>-120,850.60</u>
Total Local Agency Investment Fund	<u>14,879,989.48</u>	<u>15,489,989.48</u>	<u>-610,000.00</u>
Total Checking/Savings	<u>16,147,752.09</u>	<u>17,134,845.37</u>	<u>-987,093.28</u>
Accounts Receivable			
Accounts Receivable	81,821.72	58,223.96	23,597.76
Total Accounts Receivable	<u>81,821.72</u>	<u>58,223.96</u>	<u>23,597.76</u>
Other Current Assets			
Petty Cash	881.92	881.92	0.00
Total Other Current Assets	<u>881.92</u>	<u>881.92</u>	<u>0.00</u>
Total Current Assets	<u>16,230,455.73</u>	<u>17,193,951.25</u>	<u>-963,495.52</u>
Fixed Assets	<u>19,118,200.30</u>	<u>19,118,200.30</u>	<u>0.00</u>
TOTAL ASSETS	<u>35,348,656.03</u>	<u>36,312,151.55</u>	<u>-963,495.52</u>
LIABILITIES & EQUITY			
Liabilities			
Current Liabilities			
Accounts Payable			
2000 - Accounts Payable	-1,236.08	-1,236.08	0.00
Total Accounts Payable	<u>-1,236.08</u>	<u>-1,236.08</u>	<u>0.00</u>

Sanitary Distr. No.5 of Marin Co.
Comparative Balance Sheet
As of January 31, 2023

	<u>Jan 31, 23</u>	<u>Dec 31, 22</u>	<u>\$ Change</u>
Other Current Liabilities			
Compensated Absences Current	186,051.95	186,051.95	0.00
MPR Rev Bond Interest Payable	41,292.00	41,292.00	0.00
MPR Rev Bonds Payable Current	595,000.00	595,000.00	0.00
Retainage Payable	24,650.70	0.00	24,650.70
Total Other Current Liabilities	<u>846,994.65</u>	<u>822,343.95</u>	<u>24,650.70</u>
Total Current Liabilities	845,758.57	821,107.87	24,650.70
Long Term Liabilities	<u>6,488,360.20</u>	<u>6,488,360.20</u>	0.00
Total Liabilities	7,334,118.77	7,309,468.07	24,650.70
Equity			
3900 · Net Assets	28,046,527.41	28,046,527.41	0.00
Net Income	-31,990.15	956,156.07	-988,146.22
Total Equity	<u>28,014,537.26</u>	<u>29,002,683.48</u>	<u>-988,146.22</u>
TOTAL LIABILITIES & EQUITY	<u>35,348,656.03</u>	<u>36,312,151.55</u>	<u>-963,495.52</u>

Sanitary Distr. No.5 of Marin Co.
Annual Budget vs Actual Expenses
 July 2022 through January 2023

	Jul '22 - Jan 23	Budget	\$ Over Budget	% of Bu...
Ordinary Income/Expense				
Income				
5000 · Property Taxes				
5001.2 · TEETER	526,200.28	875,000.00	-348,799.72	60.1%
5002 · UNSEC	16,908.88	16,000.00	908.88	105.7%
5003 · PUNS / PRIOR UNSECURED	955.59	300.00	655.59	318.5%
5004 · REDEMPTION / RDMPT	641.21	0.00	641.21	100.0%
5006 · SPLU	1,110.61	500.00	610.61	222.1%
5041 · SUPSEC	14,774.02	15,000.00	-225.98	98.5%
5043 · SECU	0.00	0.00	0.00	0.0%
5046 · Excess ERAF	215,800.40	901,664.00	-685,863.60	23.9%
5280 · HOPTR	1,800.51	3,333.00	-1,532.49	54.0%
5483 · Other tax	5,399.65	0.00	5,399.65	100.0%
Total 5000 · Property Taxes	783,591.15	1,811,797.00	-1,028,205.85	43.2%
5007 · Sewer Service Charge				
5007.1 · Sewer Service - Tiburon Ops	1,457,491.27	2,368,000.00	-910,508.73	61.5%
5007.2 · Sewer Service-Belv Ops	987,844.71	1,570,581.00	-582,736.29	62.9%
5007.3 · Sewer Service-Belv Cap	308,467.13	605,719.00	-297,251.87	50.9%
5007.4 · Other User Fees	39,085.20	38,700.00	385.20	101.0%
5007.5 · Sewer Service - Tiburon Cap	16,748.13	0.00	16,748.13	100.0%
Total 5007 · Sewer Service Charge	2,809,636.44	4,583,000.00	-1,773,363.56	61.3%
5201 · Interest				
5201.1 · Interest County of Marin	18.13	0.00	18.13	100.0%
5201.2 · Interest LAIF	50,246.62	100,000.00	-49,753.38	50.2%
Total 5201 · Interest	50,264.75	100,000.00	-49,735.25	50.3%
5900.10 · Paradise Sewer Line Ext. Fees	0.00	14,040.00	-14,040.00	0.0%
5900.3 · Connection Fees				
5900.30 · Connection Permit Fees	12,534.00	10,000.00	2,534.00	125.3%
5900.31 · Collection	123,833.20	125,000.00	-1,166.80	99.1%
5900.34 · Treatment	153,098.80	125,000.00	28,098.80	122.5%
Total 5900.3 · Connection Fees	289,466.00	260,000.00	29,466.00	111.3%
5900.4 · Inspection Permit Fees	9,600.00	10,000.00	-400.00	96.0%
5900.5 · SASM Expense Reimb.	59,948.55	100,000.00	-40,051.45	59.9%
5900.9 · Other Income	0.00	100.00	-100.00	0.0%
Total Income	4,002,506.89	6,878,937.00	-2,876,430.11	58.2%
Gross Profit	4,002,506.89	6,878,937.00	-2,876,430.11	58.2%
Expense				
6000 · Administrative Expenses				
6001 · Advertising	455.00	1,000.00	-545.00	45.5%
6002 · Outreach & Newsletter	20.00	1,000.00	-980.00	2.0%
6008 · Audit & Accounting	25,167.50	40,000.00	-14,832.50	62.9%
6017 · Consulting Fees	60,475.63	100,000.00	-39,524.37	60.5%
6018 · Travel & Meetings				
6018.1 · Meetings & Travel	8,502.55	17,000.00	-8,497.45	50.0%
6018.2 · Standby Mileage Expense Reimb	1,926.96	8,000.00	-6,073.04	24.1%
Total 6018 · Travel & Meetings	10,429.51	25,000.00	-14,570.49	41.7%
6020 · Continuing Education	3,382.44	10,000.00	-6,617.56	33.8%
6021 · County Fees	9,787.67	16,590.00	-6,802.33	59.0%
6024 · Director Fees	3,200.00	9,000.00	-5,800.00	35.6%
6025 · Dues & Subscriptions	30,745.83	31,000.00	-254.17	99.2%
6026 · Elections	0.00	9,000.00	-9,000.00	0.0%
6033 · Insurance Property & Liability				
6033.1 · PLP Public Entity Phys Damage	84,729.14	45,000.00	39,729.14	188.3%
6033.2 · General Liability	0.00	58,000.00	-58,000.00	0.0%
6033.3 · Physical Property Damage - Auto	4,298.00	8,000.00	-3,702.00	53.7%
Total 6033 · Insurance Property & Liability	89,027.14	111,000.00	-21,972.86	80.2%

Sanitary Distr. No.5 of Marin Co.
Annual Budget vs Actual Expenses
July 2022 through January 2023

	Jul '22 - Jan 23	Budget	\$ Over Budget	% of Bu...
6039 · Legal	12,037.50	50,000.00	-37,962.50	24.1%
6047 · Office Supplies	2,512.05	10,000.00	-7,487.95	25.1%
6056 · Postage	633.54	1,200.00	-566.46	52.8%
6059 · Pollution Prevention/Public Edu	2,011.44	5,000.00	-2,988.56	40.2%
6065 · Miscellaneous Expense	290.20	0.00	290.20	100.0%
Total 6000 · Administrative Expenses	250,175.45	419,790.00	-169,614.55	59.6%
7000 · Ops & Maintenance Expenses				
7010 · Pumps & Lines Maintenance				
7011 · Pumps & Lines Maintenance	20,420.58	100,000.00	-79,579.42	20.4%
7013 · Emergency Line Repair	49,000.00	100,000.00	-51,000.00	49.0%
Total 7010 · Pumps & Lines Maintenance	69,420.58	200,000.00	-130,579.42	34.7%
7020 · Main Plant Maintenance				
7021 · Plant Maintenance Supplies	48,788.77	80,000.00	-31,211.23	61.0%
7022 · Plant Maint. Parts & Service	251,220.41	300,000.00	-48,779.59	83.7%
7023 · Janitorial Supplies & Service	4,148.89	9,000.00	-4,851.11	46.1%
7024 · Main Plant Chemicals	42,377.41	120,000.00	-77,622.59	35.3%
7025 · Lab Supplies & Chemicals	11,311.02	21,000.00	-9,688.98	53.9%
7027 · Electrical & Instrument	2,897.01	15,000.00	-12,102.99	19.3%
7028 · Grounds Maintenance	1,933.47	5,000.00	-3,066.53	38.7%
7029 · Main Plant Sludge Disposal	17,692.67	50,000.00	-32,307.33	35.4%
Total 7020 · Main Plant Maintenance	380,369.65	600,000.00	-219,630.35	63.4%
7040 · Paradise Cove Plant Maint				
7041 · Paradise Parts & Service	13,498.59	20,000.00	-6,501.41	67.5%
7042 · Paradise Supplies & Chemicals	1,000.39	6,500.00	-5,499.61	15.4%
7043 · Paradise Sludge Disposal	4,280.83	6,000.00	-1,719.17	71.3%
Total 7040 · Paradise Cove Plant Maint	18,779.81	32,500.00	-13,720.19	57.8%
7050 · Monitoring				
7051 · Main Plant Lab Monitoring	22,361.17	45,000.00	-22,638.83	49.7%
7052 · Paradise Cove Monitoring	2,555.73	12,500.00	-9,944.27	20.4%
Total 7050 · Monitoring	24,916.90	57,500.00	-32,583.10	43.3%
7060 · Permits/Fees				
7061 · Main Plant NPDES Renewal	5,443.25	40,000.00	-34,556.75	13.6%
7062 · Permits/Fees - General	38,111.62	50,000.00	-11,888.38	76.2%
7063 · Paradise Cove Permits/Fees	7,781.76	9,000.00	-1,218.24	86.5%
Total 7060 · Permits/Fees	51,336.63	99,000.00	-47,663.37	51.9%
7070 · Truck Maintenance				
7071 · Fuel	11,115.55	15,000.00	-3,884.45	74.1%
7072 · Maintenance	22,284.28	30,000.00	-7,715.72	74.3%
Total 7070 · Truck Maintenance	33,399.83	45,000.00	-11,600.17	74.2%
Total 7000 · Ops & Maintenance Expenses	578,223.40	1,034,000.00	-455,776.60	55.9%
8000 · Salaries and Benefits Expenses				
8001 · Salaries	785,427.90	1,504,000.00	-718,572.10	52.2%
8003 · Overtime	133,199.58	200,000.00	-66,800.42	66.6%
8004 · Standby Pay	49,394.88	80,000.00	-30,605.12	61.7%
8005 · Employee Incentives	12,000.00	60,000.00	-48,000.00	20.0%
8006 · Vacation Buyout	49,143.24	65,000.00	-15,856.76	75.6%
8013 · Payroll Taxes	65,830.39	162,665.00	-96,834.61	40.5%
8015 · Payroll/Bank Fees	4,233.28	101,047.00	-96,813.72	4.2%
8016 · Car Allowance	6,000.00	6,000.00	0.00	100.0%
8019 · PERS Retirement				
8019.05 · PERS Retirement	95,152.74	262,992.00	-167,839.26	36.2%
8019.06 · PERS Retirement - RBP	0.00	350.00	-350.00	0.0%
8019.08 · PERS Retirement - CalPERS UAL	9,503.04	0.00	9,503.04	100.0%
Total 8019 · PERS Retirement	104,655.78	263,342.00	-158,686.22	39.7%

Sanitary Distr. No.5 of Marin Co.
Annual Budget vs Actual Expenses
 July 2022 through January 2023

	Jul '22 - Jan 23	Budget	\$ Over Budget	% of Bu...
8020 · Employee Health				
8020.05 · Employee Health	162,179.22	319,272.00	-157,092.78	50.8%
8021 · Employee Health Deductions	-2,391.40	0.00	-2,391.40	100.0%
Total 8020 · Employee Health	159,787.82	319,272.00	-159,484.18	50.0%
8022 · Retiree Health				
8022.05 · Retiree Health	58,216.96	91,592.00	-33,375.04	63.6%
8022.10 · CERBT/OPEB Annual Arc Contribtn	0.00	118,400.00	-118,400.00	0.0%
Total 8022 · Retiree Health	58,216.96	209,992.00	-151,775.04	27.7%
8023 · Workers Comp Insurance	27,636.99	57,275.00	-29,638.01	48.3%
Total 8000 · Salaries and Benefits Expenses	1,455,526.82	3,028,593.00	-1,573,066.18	48.1%
8500 · Other Operating Expenses				
8510 · Data/Alarms/IT Supp & Licensing	60,897.99	100,000.00	-39,102.01	60.9%
8515 · Safety	47,454.62	60,000.00	-12,545.38	79.1%
8520 · Personal Protection/Safety Wear	6,921.62	15,000.00	-8,078.38	46.1%
8530 · Telephone				
8531 · Main Plant Telephones	6,860.29	11,000.00	-4,139.71	62.4%
8532 · Paradise Cove Telephones	2,795.49	500.00	2,295.49	559.1%
8533 · Pumps & Lines Telephones	2,238.59	7,000.00	-4,761.41	32.0%
Total 8530 · Telephone	11,894.37	18,500.00	-6,605.63	64.3%
8540 · Utilities				
8541 · Water	5,457.37	8,000.00	-2,542.63	68.2%
8542 · Main Plant Utilities	87,812.58	220,000.00	-132,187.42	39.9%
8543 · Paradise Cove Utilities	10,566.87	20,000.00	-9,433.13	52.8%
8544 · Pump Station Utilities	22,286.75	45,000.00	-22,713.25	49.5%
Total 8540 · Utilities	126,123.57	293,000.00	-166,876.43	43.0%
Total 8500 · Other Operating Expenses	253,292.17	486,500.00	-233,207.83	52.1%
Total Expense	2,537,217.84	4,968,883.00	-2,431,665.16	51.1%
Net Ordinary Income	1,465,289.05	1,910,054.00	-444,764.95	76.7%
Other Income/Expense				
Other Expense				
9100 · Capital Expenditures				
9200 · Main Plant Equipment Capital				
9202 · M.P. Drainage				
9202.1 · Infl Smple Rm+Secondary Drains	0.00	75,000.00	-75,000.00	0.0%
9202.2 · Load-out & Filtering	0.00	30,000.00	-30,000.00	0.0%
Total 9202 · M.P. Drainage	0.00	105,000.00	-105,000.00	0.0%
9204 · M.P. Boiler Replacement				
9204.1 · M.P. Boiler Exhaust Piping	0.00	30,000.00	-30,000.00	0.0%
Total 9204 · M.P. Boiler Replacement	0.00	30,000.00	-30,000.00	0.0%
9206 · Infl Dry Weather Pump Rplcmnt	0.00	40,000.00	-40,000.00	0.0%
9208 · M.P. Chem Feed Trx Pump Rplcmnt	385.75	20,000.00	-19,614.25	1.9%
9209 · ScrewPress PolyBlend Redundancy	0.00	35,000.00	-35,000.00	0.0%
9212 · M.P. Headworks Grinder Rplcmnt	0.00	25,000.00	-25,000.00	0.0%
9219 · Cl2 Flash Mixer	0.00	15,000.00	-15,000.00	0.0%
9225.94 · Bus. Server Upgrade & Rplcmt	0.00	100,000.00	-100,000.00	0.0%
9229.8 · Vehicle Replacement	0.00	75,000.00	-75,000.00	0.0%
Total 9200 · Main Plant Equipment Capital	385.75	445,000.00	-444,614.25	0.1%
9300 · Pumps & Lines Capital				
9301 · Tiburon Sewer Line Rehab Prog	294,867.00	1,000,000.00	-705,133.00	29.5%
9304 · Belvedere Sewer Line Rehab Prog	196,578.00	100,000.00	96,578.00	196.6%
9305 · Valve/Wet Well Replacements				
9305.1 · Belvedere Wet Well Rehab	0.00	75,000.00	-75,000.00	0.0%
9305.2 · Tiburon Wet Well Rehab	0.00	50,000.00	-50,000.00	0.0%
Total 9305 · Valve/Wet Well Replacements	0.00	125,000.00	-125,000.00	0.0%

Sanitary Distr. No.5 of Marin Co.
Annual Budget vs Actual Expenses
July 2022 through January 2023

	Jul '22 - Jan 23	Budget	\$ Over Budget	% of Bu...
9306 · PS Pump & Valve Replacements	0.00	50,000.00	-50,000.00	0.0%
9307 · PS Generator Replacement	0.00	100,000.00	-100,000.00	0.0%
9309 · BPS #1 Generator Replcmnt	0.00	500,000.00	-500,000.00	0.0%
9313 · Manholes/Rodholes	7,300.00	75,000.00	-67,700.00	9.7%
Total 9300 · Pumps & Lines Capital	498,745.00	1,950,000.00	-1,451,255.00	25.6%
9400 · Paradise Cove Capital				
9403 · P.C. Communication Upgrades	8,057.96			
9406 · P.C. Plant Grit Removal	0.00	50,000.00	-50,000.00	0.0%
Total 9400 · Paradise Cove Capital	8,057.96	50,000.00	-41,942.04	16.1%
9500 · Undesignated Capital				
9510 · Undesignated Cap - M.P.	43,418.00	25,000.00	18,418.00	173.7%
9530 · Undesignated Cap - P & L	0.00	50,000.00	-50,000.00	0.0%
Total 9500 · Undesignated Capital	43,418.00	75,000.00	-31,582.00	57.9%
Total 9100 · Capital Expenditures	550,606.71	2,520,000.00	-1,969,393.29	21.8%
9700 · Debt Service				
9701 · MPR Bond REFI - Principal	595,000.00	610,000.00	-15,000.00	97.5%
9702 · MPR Bond REFI - Interest	82,584.00	150,412.00	-67,828.00	54.9%
Total 9700 · Debt Service	677,584.00	760,412.00	-82,828.00	89.1%
Total Other Expense	1,228,190.71	3,280,412.00	-2,052,221.29	37.4%
Net Other Income	-1,228,190.71	-3,280,412.00	2,052,221.29	37.4%
Net Income	<u>237,098.34</u>	<u>-1,370,358.00</u>	<u>1,607,456.34</u>	<u>-17.3%</u>

Sanitary Distr. No.5 of Marin Co.
Zone Report
January 2023

ITEM #4C

	Paradise C... (Tiburon)	Tiburon - Oth... (Tiburon)	Total Tiburon	Belvedere	TOTAL
Ordinary Income/Expense					
Income					
5000 · Property Taxes					
5002 · UNSEC	100.36	2,250.09	2,350.45	0.00	2,350.45
5003 · PUNS / PRIOR UNSECURED	4.86	108.95	113.81	0.00	113.81
5004 · REDEMPTION / RDMPT	0.75	16.92	17.67	0.00	17.67
5006 · SPLU	27.85	624.35	652.20	0.00	652.20
5041 · SUPSEC	511.48	11,466.91	11,978.39	0.00	11,978.39
5280 · HOPTR	53.82	1,206.53	1,260.35	0.00	1,260.35
5483 · Other tax	229.02	5,134.23	5,363.25	0.00	5,363.25
Total 5000 · Property Taxes	928.14	20,807.98	21,736.12	0.00	21,736.12
5900.3 · Connection Fees					
5900.30 · Connection Permit Fees	0.00	100.00	100.00	100.00	200.00
5900.31 · Collection	0.00	2,709.00	2,709.00	0.00	2,709.00
5900.34 · Treatment	0.00	3,745.00	3,745.00	0.00	3,745.00
Total 5900.3 · Connection Fees	0.00	6,554.00	6,554.00	100.00	6,654.00
5900.4 · Inspection Permit Fees	0.00	1,850.00	1,850.00	400.00	2,250.00
5900.5 · SASM Expense Reimb.	0.00	13,804.69	13,804.69	9,793.07	23,597.76
Total Income	928.14	43,016.67	43,944.81	10,293.07	54,237.88
Gross Profit	928.14	43,016.67	43,944.81	10,293.07	54,237.88
Expense					
6000 · Administrative Expenses					
6001 · Advertising	0.00	0.00	0.00	0.00	0.00
6008 · Audit & Accounting	0.00	0.00	0.00	0.00	0.00
6017 · Consulting Fees	711.60	4,856.33	5,567.93	3,517.21	9,085.14
6018 · Travel & Meetings					
6018.1 · Meetings & Travel	25.49	777.96	803.45	553.43	1,356.88
6018.2 · Standby Mileage Expense Reimb	55.71	173.60	229.31	54.90	284.21
6018.3 · SASM Mileage Reimbursement	0.00	0.00	0.00	0.00	0.00
Total 6018 · Travel & Meetings	81.20	951.56	1,032.76	608.33	1,641.09
6020 · Continuing Education	16.26	355.93	372.19	277.81	650.00
6024 · Director Fees	80.00	1,822.40	1,902.40	1,297.60	3,200.00
6025 · Dues & Subscriptions	21.65	493.19	514.84	351.16	866.00
6033 · Insurance Property & Liability					
6033.1 · PLP Public Entity Phys Damage	979.28	22,307.88	23,287.16	15,883.84	39,171.00
Total 6033 · Insurance Property & Liability	979.28	22,307.88	23,287.16	15,883.84	39,171.00
6039 · Legal	45.57	1,798.41	1,843.98	739.02	2,583.00
6047 · Office Supplies	10.28	234.19	244.47	166.76	411.23
6056 · Postage	0.00	0.00	0.00	0.00	0.00
6065 · Miscellaneous Expense	4.06	92.47	96.53	65.85	162.38
Total 6000 · Administrative Expenses	1,949.90	32,912.36	34,862.26	22,907.58	57,769.84
7000 · Ops & Maintenance Expenses					
7010 · Pumps & Lines Maintenance					
7011 · Pumps & Lines Maintenance	900.00	28,953.65	29,853.65	159.69	30,013.34
Total 7010 · Pumps & Lines Maintenance	900.00	28,953.65	29,853.65	159.69	30,013.34
7020 · Main Plant Maintenance					
7021 · Plant Maintenance Supplies	0.00	4,523.09	4,523.09	3,208.68	7,731.77
7022 · Plant Maint. Parts & Service	814.31	26,133.65	26,947.96	19,116.97	46,064.93
7023 · Janitorial Supplies & Service	0.00	438.43	438.43	311.12	749.55
7024 · Main Plant Chemicals	0.00	5,071.90	5,071.90	3,606.30	8,678.20
7025 · Lab Supplies & Chemicals	138.27	-1,149.32	-1,011.05	-815.32	-1,826.37
7026 · SASM Supplies & Chem	0.00	7,432.34	7,432.34	5,272.51	12,704.85
7027 · Electrical & Instrument	0.00	230.28	230.28	163.36	393.64
7028 · Grounds Maintenance	0.00	0.00	0.00	0.00	0.00
7029 · Main Plant Sludge Disposal	0.00	2,133.00	2,133.00	1,514.89	3,647.89
Total 7020 · Main Plant Maintenance	952.58	44,813.37	45,765.95	32,378.51	78,144.46

Sanitary Distr. No.5 of Marin Co.
Zone Report
January 2023

02/07/23

	Paradise C... (Tiburon)	Tiburon - Oth... (Tiburon)	Total Tiburon	Belvedere	TOTAL
7040 · Paradise Cove Plant Maint					
7041 · Paradise Parts & Service	1,846.72	0.00	1,846.72	0.00	1,846.72
7042 · Paradise Supplies & Chemicals	2.01	0.00	2.01	0.00	2.01
7043 · Paradise Sludge Disposal	29.00	0.00	29.00	0.00	29.00
Total 7040 · Paradise Cove Plant Maint	1,877.73	0.00	1,877.73	0.00	1,877.73
7050 · Monitoring					
7051 · Main Plant Lab Monitoring	0.00	3,068.14	3,068.14	2,176.56	5,244.70
7052 · Paradise Cove Monitoring	414.70	0.00	414.70	0.00	414.70
7053 · Chronic Toxicity	0.00	650.81	650.81	461.69	1,112.50
Total 7050 · Monitoring	414.70	3,718.95	4,133.65	2,638.25	6,771.90
7060 · Permits/Fees					
7061 · Main Plant NPDES Renewal	0.00	3,184.30	3,184.30	2,258.95	5,443.25
7062 · Permits/Fees - General	0.00	434.00	434.00	0.00	434.00
Total 7060 · Permits/Fees	0.00	3,618.30	3,618.30	2,258.95	5,877.25
7070 · Truck Maintenance					
7071 · Fuel	166.42	3,791.12	3,957.54	2,699.38	6,656.92
7072 · Maintenance	108.12	2,462.97	2,571.09	1,753.71	4,324.80
Total 7070 · Truck Maintenance	274.54	6,254.09	6,528.63	4,453.09	10,981.72
Total 7000 · Ops & Maintenance Expenses	4,419.55	87,358.36	91,777.91	41,888.49	133,666.40
8000 · Salaries and Benefits Expenses					
8001 · Salaries	2,930.16	58,376.28	61,306.44	43,006.57	104,313.01
8001.1 · Salaries Reimbursed by SASM	0.00	6,372.35	6,372.35	4,520.56	10,892.91
8003 · Overtime	853.91	19,452.05	20,305.96	13,850.41	34,156.37
8004 · Standby Pay	169.39	3,858.78	4,028.17	2,747.55	6,775.72
8005 · Employee Incentives	0.00	0.00	0.00	0.00	0.00
8006 · Vacation Buyout	0.00	0.00	0.00	0.00	0.00
8007 · Voluntary Deductions	0.00	0.00	0.00	0.00	0.00
8008 · Deferred Comp 457	0.00	4,961.96	4,961.96	0.00	4,961.96
8013 · Payroll Taxes	417.23	9,504.61	9,921.84	6,767.46	16,689.30
8015 · Payroll/Bank Fees	29.92	381.56	411.48	485.30	896.78
8016 · Car Allowance	0.00	0.00	0.00	0.00	0.00
8019 · PERS Retirement					
8019.05 · PERS Retirement	355.17	8,091.02	8,446.19	5,761.03	14,207.22
8019 · PERS Retirement - Other	0.00	0.00	0.00	0.00	0.00
Total 8019 · PERS Retirement	355.17	8,091.02	8,446.19	5,761.03	14,207.22
8020 · Employee Health					
8020.05 · Employee Health	546.55	12,450.24	12,996.79	8,864.94	21,861.73
8021 · Employee Health Deductions					
8021.05 · EE Health & Wellness	0.00	0.00	0.00	0.00	0.00
8021.10 · EE Medical Opt-Out	0.00	400.00	400.00	0.00	400.00
8021.15 · EE Medical FSA (PreTax)	0.00	-754.00	-754.00	0.00	-754.00
8021 · Employee Health Deductions - Other	-9.74	-221.66	-231.40	-157.82	-389.22
Total 8021 · Employee Health Deductions	-9.74	-575.66	-585.40	-157.82	-743.22
Total 8020 · Employee Health	536.81	11,874.58	12,411.39	8,707.12	21,118.51
8022 · Retiree Health					
8022.05 · Retiree Health	27.01	615.17	642.18	438.01	1,080.19
Total 8022 · Retiree Health	27.01	615.17	642.18	438.01	1,080.19
8023 · Workers Comp Insurance	131.20	0.00	131.20	5,116.80	5,248.00
Total 8000 · Salaries and Benefits Expenses	5,450.80	123,488.36	128,939.16	91,400.81	220,339.97
8500 · Other Operating Expenses					
8510 · Data/Alarms/IT Supp & Licensing	51.18	1,165.97	1,217.15	830.20	2,047.35
8515 · Safety	263.25	5,996.59	6,259.84	4,269.76	10,529.60
8520 · Personal Protection/Safety Wear	88.24	318.16	406.40	313.26	719.66

Sanitary Distr. No.5 of Marin Co.
Zone Report
January 2023

	Paradise C... (Tiburon)	Tiburon - Oth... (Tiburon)	Total Tiburon	Belvedere	TOTAL
8530 · Telephone					
8531 · Main Plant Telephones	0.00	1,136.20	1,136.20	809.03	1,945.23
8532 · Paradise Cove Telephones	49.87	0.00	49.87	0.00	49.87
8533 · Pumps & Lines Telephones	35.00	0.00	35.00	35.00	70.00
Total 8530 · Telephone	84.87	1,136.20	1,221.07	844.03	2,065.10
8540 · Utilities					
8541 · Water	0.00	1,145.36	1,145.36	1,030.95	2,176.31
8542 · Main Plant Utilities	0.00	5,193.53	5,193.53	3,684.30	8,877.83
8543 · Paradise Cove Utilities	1,257.68	0.00	1,257.68	0.00	1,257.68
8544 · Pump Station Utilities	284.91	1,818.83	2,103.74	1,029.35	3,133.09
Total 8540 · Utilities	1,542.59	8,157.72	9,700.31	5,744.60	15,444.91
Total 8500 · Other Operating Expenses	2,030.13	16,774.64	18,804.77	12,001.85	30,806.62
Total Expense	13,850.38	260,533.72	274,384.10	168,198.73	442,582.83
Net Ordinary Income	-12,922.24	-217,517.05	-230,439.29	-157,905.66	-388,344.95
Other Income/Expense					
Other Expense					
9100 · Capital Expenditures					
9200 · Main Plant Equipment Capital					
9204 · M.P. Boiler Replacement	0.00	0.00	0.00	0.00	0.00
9208 · M.P. Chem Feed Trx Pump Rplcmnt	0.00	1,677.42	1,677.42	1,189.98	2,867.40
9213 · M.P. Digester					
9213.1 · Digester Rehab	0.00	10,209.34	10,209.34	7,242.52	17,451.86
9213 · M.P. Digester - Other	0.00	39,391.28	39,391.28	27,944.24	67,335.52
Total 9213 · M.P. Digester	0.00	49,600.62	49,600.62	35,186.76	84,787.38
9218 · Generator Control Panel	0.00	0.00	0.00	0.00	0.00
Total 9200 · Main Plant Equipment Capital	0.00	51,278.04	51,278.04	36,376.74	87,654.78
9300 · Pumps & Lines Capital					
9301 · Tiburon Sewer Line Rehab Prog	0.00	0.00	0.00	294,867.00	294,867.00
9304 · Belvedere Sewer Line Rehab Prog	0.00	196,578.00	196,578.00	0.00	196,578.00
9314 · Portable Emergency Generators	0.00	0.00	0.00	0.00	0.00
Total 9300 · Pumps & Lines Capital	0.00	196,578.00	196,578.00	294,867.00	491,445.00
9400 · Paradise Cove Capital					
9407 · P.C. Pump Replacement	20,701.49	0.00	20,701.49	0.00	20,701.49
Total 9400 · Paradise Cove Capital	20,701.49	0.00	20,701.49	0.00	20,701.49
Total 9100 · Capital Expenditures	20,701.49	247,856.04	268,557.53	331,243.74	599,801.27
Total Other Expense	20,701.49	247,856.04	268,557.53	331,243.74	599,801.27
Net Other Income	-20,701.49	-247,856.04	-268,557.53	-331,243.74	-599,801.27
Net Income	-33,623.73	-465,373.09	-498,996.82	-489,149.40	-988,146.22

**Sanitary Distr. No.5 of Marin Co.
Monthly O.T. Report
January 2023**

02/07/23

Accrual Basis

Type	Date	Num	Name	Memo	Amount	Balance
Alvarez, Joel						
Check	01/30/23	356	Alvarez, Joel	2.00 Hrs. O.T. @ 1.5x	133.08	133.08
Check	01/30/23	356	Alvarez, Joel	7.00 Hrs. O.T. @ 2.0x	621.04	754.12
Total Alvarez, Joel					754.12	754.12
Balf, Abigail						
Check	01/13/23	345	Balf, Abigail	02.50 Hrs. O.T. @ 1.5x	150.90	150.90
Check	01/30/23	357	Balf, Abigail	06.00 Hrs. O.T. @ 1.5x	362.16	513.06
Check	01/30/23	357	Balf, Abigail	01.00 Hrs. O.T. @ 2.0x	80.48	593.54
Total Balf, Abigail					593.54	593.54
Bilsborough, Chad						
Check	01/13/23	346	Bilsborough, Chad	62.00 Hrs O.T. @ 1.5x	4,548.63	4,548.63
Check	01/13/23	346	Bilsborough, Chad	04.50 Hrs. O.T. @ 2.0x	440.19	4,988.82
Check	01/30/23	358	Bilsborough, Chad	36.00 Hrs O.T. @ 1.5x	2,641.14	7,629.96
Check	01/30/23	358	Bilsborough, Chad	22.50 Hrs. O.T. @ 2.0x	2,200.95	9,830.91
Total Bilsborough, Chad					9,830.91	9,830.91
Collodi, Peter						
Check	01/13/23	347	Collodi, Peter	03.0 Hrs. O.T. @ 1.5x	172.44	172.44
Check	01/30/23	359	Collodi, Peter	08.0 Hrs. O.T. @ 1.5x	459.84	632.28
Total Collodi, Peter					632.28	632.28
Cottrell, Rulon						
Check	01/13/23	348	Cottrell, Rulon	26.00 Hrs. O.T. @ 1.5x	2,683.98	2,683.98
Check	01/13/23	348	Cottrell, Rulon	08.00 Hrs. O.T. @ 2.0x	1,101.12	3,785.10
Check	01/13/23	348	Cottrell, Rulon	50.00 Hrs. Comp Buy-out	3,441.00	7,226.10
Check	01/30/23	360	Cottrell, Rulon	22.00 Hrs. O.T. @ 1.5x	2,271.06	9,497.16
Check	01/30/23	360	Cottrell, Rulon	15.00 Hrs. O.T. @ 2.0x	2,064.60	11,561.76
Total Cottrell, Rulon					11,561.76	11,561.76
Dohrmann, Robin						
Check	01/13/23	349	Dohrmann, Robin	7.00 Hrs. O.T. @ 1.5x	655.41	655.41
Check	01/30/23	361	Dohrmann, Robin	12.50 Hrs. O.T. @ 1.5x	1,170.38	1,825.79
Total Dohrmann, Robin					1,825.79	1,825.79
La Torre, Daniel P.						
Check	01/13/23	351	La Torre, Daniel P.	28.00 Hrs. O.T. @ 1.5x	2,621.64	2,621.64
Check	01/13/23	351	La Torre, Daniel P.	02.00 Hrs. O.T. @ 2.0x	249.68	2,871.32
Total La Torre, Daniel P.					2,871.32	2,871.32
Rosser, John						
Check	01/13/23	352	Rosser, John	12.00 Hrs. @ 1.5x	1,019.16	1,019.16
Check	01/13/23	352	Rosser, John	07.00 Hrs. @ 2.0x	792.68	1,811.84
Check	01/30/23	365	Rosser, John	02.00 Hrs. @ 1.5x	169.86	1,981.70
Check	01/30/23	365	Rosser, John	09.50 Hrs. @ 2.0x	1,075.78	3,057.48
Total Rosser, John					3,057.48	3,057.48
Triola, Joseph						
Check	01/13/23	355	Triola, Joseph	07.00 Hrs. O.T. @ 1.5x	594.51	594.51
Check	01/30/23	368	Triola, Joseph	14.00 Hrs. O.T. @ 1.5x	1,189.02	1,783.53
Check	01/30/23	368	Triola, Joseph	11.00 Hrs. O.T. @ 2.0x	1,245.64	3,029.17
Total Triola, Joseph					3,029.17	3,029.17
TOTAL					34,156.37	34,156.37

Sanitary District No. 5 of Marin County



District Management Report

January 2022

Contents:

- Transmittal Memo
- Financial/Budgetary
- HR & Personnel
- Business Administration
- Collection System Performance
- Treatment Plant Performance – Paradise Cove
- Treatment Plant Performance – Main Plant
- Pollution Prevention Activities
- Continuing Education & Safety Training
- Capital Improvement Projects

Transmittal Memo

Date: January 19, 2022
To: Board of Directors
From: Tony Rubio, District Manager
Subject: Management Report for November 2022

Fiscal Status

Period Covered: July 1, 2022 –December 31, 2022
Percent of Fiscal Year: 58.3%
Percent of Budgeted Income to Date: 58.2%
Percent of Budgeted Expenditures to Date: 55.2% (operating only)

Personnel

Separations: None
New Hires: None
Promotions: None
Recruitment Activities: None

Regulatory Compliance

MP Collection System WDR Compliance: Full Compliance with all regulations
PC Collection System WDR Compliance: Full Compliance with all regulations
MP NPDES Permit Compliance: Full Compliance with all regulations
PC NPDES Permit Compliance: Full Compliance with all regulations
BAAQMD Compliance: Full Compliance with all regulations
Significant Comments: None

Summary of Operational Highlights are on the following pages.

Significant Events for the Month of January 2023 Include:

Financial/Budgetary/Business Administration

- Board and committee meetings will continue to be held virtually in compliance with AB361 Emergency Declaration expires February 28, 2023
- FY2023-24 Budget preparations underway- Budget Workshop -March
- Rules of Procedure policy in review
- Draft CCTV Policy created- Possible board action in March

HR and Personnel

- Mid America- FSA began for employees choosing to participate.

Continuing Education and Safety Training

- Work with DKF solutions on District safety program updates on-going – trench safety policy in review.
- Confined Space Entry Initial Training Performed and Fall Protection Training Performed
- Abby nominated to serve on CWEA Redwood Empire Section Board of Directors
- Abby volunteered with organizing CWEA P3S conference activities (both Abby and Casey attended conference)
- Attended CASA Annual winter conference/ CSRMA Annual Meeting

Collection System Performance

Main Plant Tiburon/Belvedere:

- Submitted 1 SSO for the month of December to RWQCB on CIWQS (cat.3- Tiburon marinero circle-roots)
- 0 Odor complaints for reporting period

Paradise Cove:

- Submitted No Spill report for month of December to RWQCB on CIWQS.

Treatment Plant Performance

Paradise Cove:

- Submitted 4th Q SMR and DMR to RWQCB on CIWQS
- Submitted Annual SMR to RWQCB on CIWQS
- Met with Linscott Engineers about access improvements at P Cove plant.

Main Plant:

- Submitted December 2022 Monthly SMR and DMR to the RWQCB on CIWQS.
- Submitted Annual SMR to RWQCB on CIWQS.
- 4 Blending Events for the month of January 7.8 inches of rain recorded between January 9-15

Pollution Prevention Activities

- Remote meetings with P2 Group.

Capital Improvement Projects

- 2022 Sewer Rehab underway- Alcatraz line completed- Centro East line Completed- Eastview completed, Racoon Ln Line, Spanish Trail Line as well as Centro west and St. Bernard easement line and Mar Centro- Bid Alternative item #1 on agenda
- CIP program review underway- HDR to perform second visit in early February
- Cove Road MCC and Generator replacement project design discussions underway-met with electrical engineer and nute engineer on guidance on pre-purchase of electrical equipment that may need to be pre-purchased due to over 1 year lead times on electrical components.
- Digester Rehab design work continues along with staff preparation for beginning project-met with HDR to go over sequencing schedule.
- CCTV and I&I work anticipated for fiscal year 2023-2024 Budget

Glossary of Terms

- **B.O.D. (Biochemical Oxygen Demand):** Measurement of the effluent's capacity to consume dissolved oxygen to stabilize all remaining organic matter. The permit limits for our effluent for discharge into San Francisco bay require that we remove 85% influent B.O.D. and meet a weekly average of less than 45mg/l and a monthly average of less than 30 mg/l B.O.D.
- **TSS (Total Suspended Solids):** Measurement of suspended solids in the effluent. Our permit requires that we remove at least 85% of the influent TSS and that the effluent limit is less than 45 mg/l as a weekly average and less than 30 mg/l as a monthly average.
- **Chlorine Residual:** The plant effluent is disinfected with hypochlorite (chlorine "bleach") and then the residual chlorine is neutralized with sodium bisulfite to protect the bay. The effluent chlorine residual limit is 0.0 mg/l which we monitor continuously.
- **pH:** pH is a measurement of acidity with pH 7.0 being neutral and higher pH values being basic and lower pH values being acidic. Our permit effluent pH must stay within the range of 6.0-9.0, which we monitor continuously.
- **Coliform:** Coliform bacteria are the indicator organism for determination of the efficiency of the disinfection process. The lab culture samples of our effluent and the presence of coliform is an indication that pathogenic organisms may be present. This is reported as MPN/100 (number of coliform bacteria in 100 milliliters sample).
- **Flow Through Bioassay:** A 96 hour test in which we test the toxicity of our effluent to tiny fish (sticklebacks) in a flow through tank to determine the survivability under continuous exposure to our effluent. Our permit requires that we maintain a 90th percentile survival of at least 70% and an 11 sample median survival of at least 90%. In layman's terms, this means that out of the last 11 samples only one bioassay may fall below 70% survival and the middle value when all 11 samples are placed in numerical order must be at least 90%.
- **Metals Analysis:** Our permit requires that we analyze our effluent for many different metals on a monthly basis. We have permit limits for some metals. The metals are stated as a daily max and a monthly average limit. The daily max limit is the number we cannot exceed on any sample and the monthly average applies to all samples collected in any month (although usually we are only required to take one).
- **F.O.G. (Fats, oils and grease):** Quarterly we are required to monitor our effluent for Fats, Oils and Grease.

Glossary of terms continued...

- **Headworks:** The point where all raw wastewater enters the treatment plant. In this building wastewater goes through 3 grinders to grind up all large objects that could possibly damage our influent and sludge pumps further down the treatment process.
- **Primary Sedimentation:** The next treatment process is a physical treatment process where solids that settle or float are removed and sent to the digesters for further processing.
- **Activated Sludge:** Next is the activate sludge process. This process is a biological wastewater treatment process that uses microorganisms to speed up the decomposition of wastes. When activated sludge is added to wastewater, the microorganisms feed and grow on waste particles in the wastewater. As the organisms grow and reproduce, more and more waste is removed, leaving the wastewater partially cleaned. To function efficiently, the mass of organisms needs a steady balance of food and oxygen. These tasks are closely monitored by the operations staff.
- **Secondary Clarification:** Next is secondary clarification, like primary sedimentation/clarification, this also is a physical treatment process where solids that settle or float are removed and sent to the next treatment process. The difference between Secondary Clarification and primary sedimentation is that the solids removed from the secondary clarifiers goes to 2 places. Some goes to waste to the DAFT and some goes back to the activated sludge process for further treatment. (*Microorganisms must be returned to the activated sludge process to keep an equal balance of food and microorganisms*).
- **DAFT (dissolved air floatation thickener):** Next is the DAFT. The dissolved air floatation thickening process uses air bubbles to thicken WAS(waste active sludge) solids removed from the secondary clarifier, by floating solids to the tank surface, where they are removed and sent to the digesters for final processing.
- **Sludge Digestion:** In the anaerobic digestion process, all the organic material removed from the primary sedimentation tanks and DAFT's are digested by anaerobic bacteria. The end products are methane, carbon dioxide, water and neutralized organic matter.
- **Solids Handling:** This is the process where all the neutralized sludge from the digester is finally treated. Sludge from the digester is pumped to the screw press where it is conditioned with a polymer (chemical that reacts with the sludge to remove the water from the sludge and bind the sludge particles together) in order to dewater the sludge and produce a dry cake for final disposal to the Redwood landfill.

Glossary of terms continued...

- **Disinfection:** This is the end point for the wastewater- at this point wastewater flows through the chlorine contact tank. This contact tank allows for enough contact time for chlorine solution to disinfect the wastewater. Sodium bisulfite is introduced at the end of the tank to neutralize any residual chlorine to protect the bay.
- **MLSS (mixed liquor suspended solids):** Suspended solids in the mixed liquor of an aeration tank measured in mg/l
- **MCRT (mean cell resident time):** An expression of the average time that a microorganism will spend in the activated sludge process.
- **SVI (sludge volume index):** This is a calculation used to indicate the settling ability of activated sludge in the secondary clarifier.
- **RAS (return activated sludge):** The purpose of returning activated sludge, is to maintain a sufficient concentration of activated sludge in the aeration tank.
- **WAS (waste activated sludge):** To maintain a stable process, the amount of solids added each day to the activated sludge process are removed as WAS. We track this by our MCRT which averages 3 days
- **TWAS (thickened waste activated sludge):** The WAS is thickened in the DAFT and the thickened sludge is then pumped to the digester.
- **MPN (most probable number):** Concentrations of total coliform bacteria are reported as the most probable number. The MPN is not the absolute count of the bacteria but a statistical estimate of their concentration.
- **Bio-solids:** Anaerobic digested sludge is pumped to a screw press where excess water is removed to reduce the volume (and weight) thus producing an end result called bio-solids.
- **Polymer:** Organic polymers are added to digested sludge to bring out the formation of larger particles by bridging to improve processing.

Wastewater Acronyms

ACWA	Assoc of California Water Agencies	APWA	American Public Works Association
AWWA	American Water Works Association	BAAQMD	Bay Area Air Quality Management District
BACWA	Bay Area Clean Water Agencies	BAPPG:	Bay Area Pollution Prevention Group
CASA	California Association of Sanitation Agencies	CSDA	California Special Districts Association
CSRMA:	California Sanitation Risk Management Authority	CAAQS	California Ambient Air Quality Standard
CalARP	California Accidental Release Prevention Program	CARB	California Air Resources Board
CDO	Cease and Desist Order	CECs	Constituents of Emerging Concern
CEQA	California Environmental Quality Act	CIWQS	California Integrated Water Quality System
CFR	Code of Federal Regulations	CMOM	Capacity, Management, Operation and Maintenance
CIWMB	California Integrated Waste Management Board		
CIWQS	California Integrated Water Quality System	CPUC	California Public Utilities Commission
CSO	Combined Sewer Overflow	CTR	California Toxics Rule
CWA	Clean Water Act	CWAP	Clean Water Action Plan
CWARA	Clean Water Authority Restoration Act	CWEA	California Water Environment Association
DHS	Dept. of Health Services	DTSC	Dept. of Toxic Substances Control
EBEP	Enclosed Bays and Estuaries Plan	EDW	Effluent Dominated Water body
EIS/EIR	Environmental Impact Statement/Report	EPA	Environmental Protection Agency
ERAF	Educational Reserve Augmentation Fund	ESMP	Electronic Self-Monitoring Report
FOG	Fats, Oils and Grease	GASB	Government Accounting Standards Board
ISWP	Inland Surface Waters Plan	JPA	Joint Powers Authority
LAFCO	Local Agency Formation Commission	LOCC	League of California Cities
MACT	Maximum Achievable Control Technology (air controls)	MCL	Maximum Contaminant Level
MMP	Mandatory Minimum Penalty	MOU	Memorandum of Understanding
MUN	Municipal Drinking Water Use	NACWA	National Association of Clean Water Agencies
NGOs	Non-Governmental Organizations	NOX	Nitrogen Oxides
NPDES	Nat'l Pollutant Discharge Elimination System	NRDC	Natural Resources Defense Council
NTR	National Toxics Rule	OWP:	Office of Water Programs
OSHA:	Occupational Safety and Health Administration	PCBs	Poly Chlorinated Biphenyls
POTWs	Publicly Owned Treatment Works	PPCPs	Pharmaceutical and personal Care Products
QA/QC	Quality Assurance / Quality Control	Region	IX Western Region of EPA (CA, AZ, NV & HI)
RFP	Request For Proposals	RMP	Risk Management Program
RFQ	Request For Qualifications	RWQCB	Regional Water Quality Control Board
SEP	Supplementary Environmental Projects	SIP	State Implementation Policy (CTR/NTR criteria)
SFEI:	San Francisco Estuary Institute	SRF	State Revolving Fund
SSO	Sanitary Sewer Overflow	SSMP	Sewer System Management Plan
SWRCB	State Water Resources Control Board	TMDL	Total Maximum Daily Load
WDR	Waste Discharge Requirements	WEF	Water Environment Federation
WERF	Water Environment Research Foundation	WET	Whole Effluent Toxicity or Waste Extraction Test
WMI	Watershed Management Initiative	WRFP	Water Recycling Funding Program
WRDA	Water Resource Development Act	WWTP	Wastewater Treatment Plant
WQBEL	Water Quality Based Effluent Limitation	WWWIFA	Water & Wastewater Infrastructure Financing Agency



SANITARY DISTRICT NO. 5 OF MARIN COUNTY FY 2023-24 Sewer Rate Study

February 16, 2023

Board Meeting



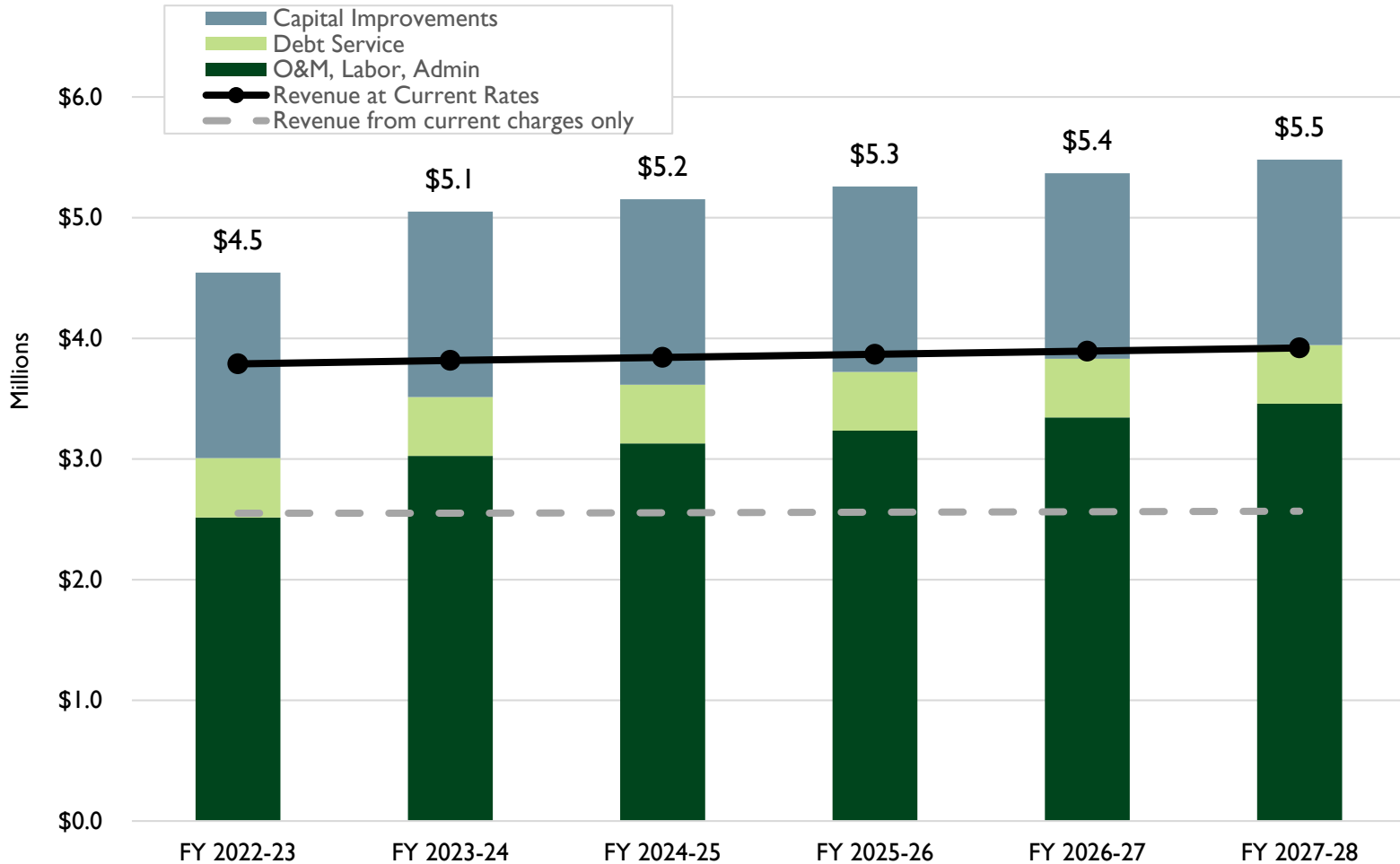
AGENDA

- Overview of current rates
- Tiburon, Belvedere, and Paradise Cove Zones
 - Revenue Requirement (what's changed)
 - Capital Expenditures (what's changed)
 - Revenue Increases and Reserve Fund Balance
 - Projected Rates
- Alternative: Combine Belvedere and Paradise Cove
- Next Steps
- Discussion with Board

UPDATES TO OUR ANALYSIS

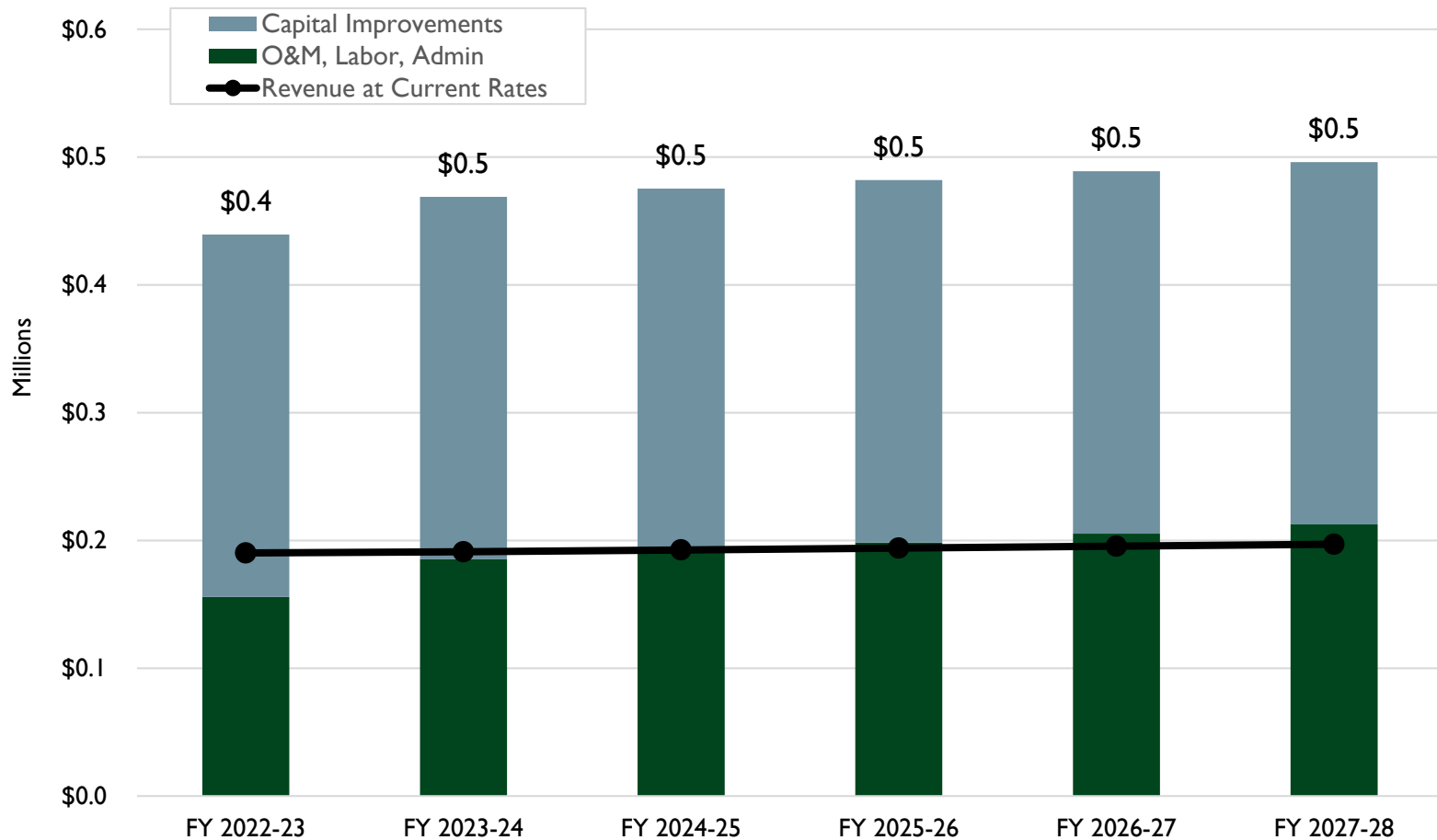
- Looked at two rate options:
 - Converting to (3) separate zones
 - Revisiting (2) zones based on parcels that do and do not provide ad valorem revenue.
- Revised revenue requirement
 - New FY 2023-24 operations budget based on WW flow
 - New CIP budget
- Conducted cost of service analysis
- Proposed rates

REVENUE REQUIREMENT – TIBURON



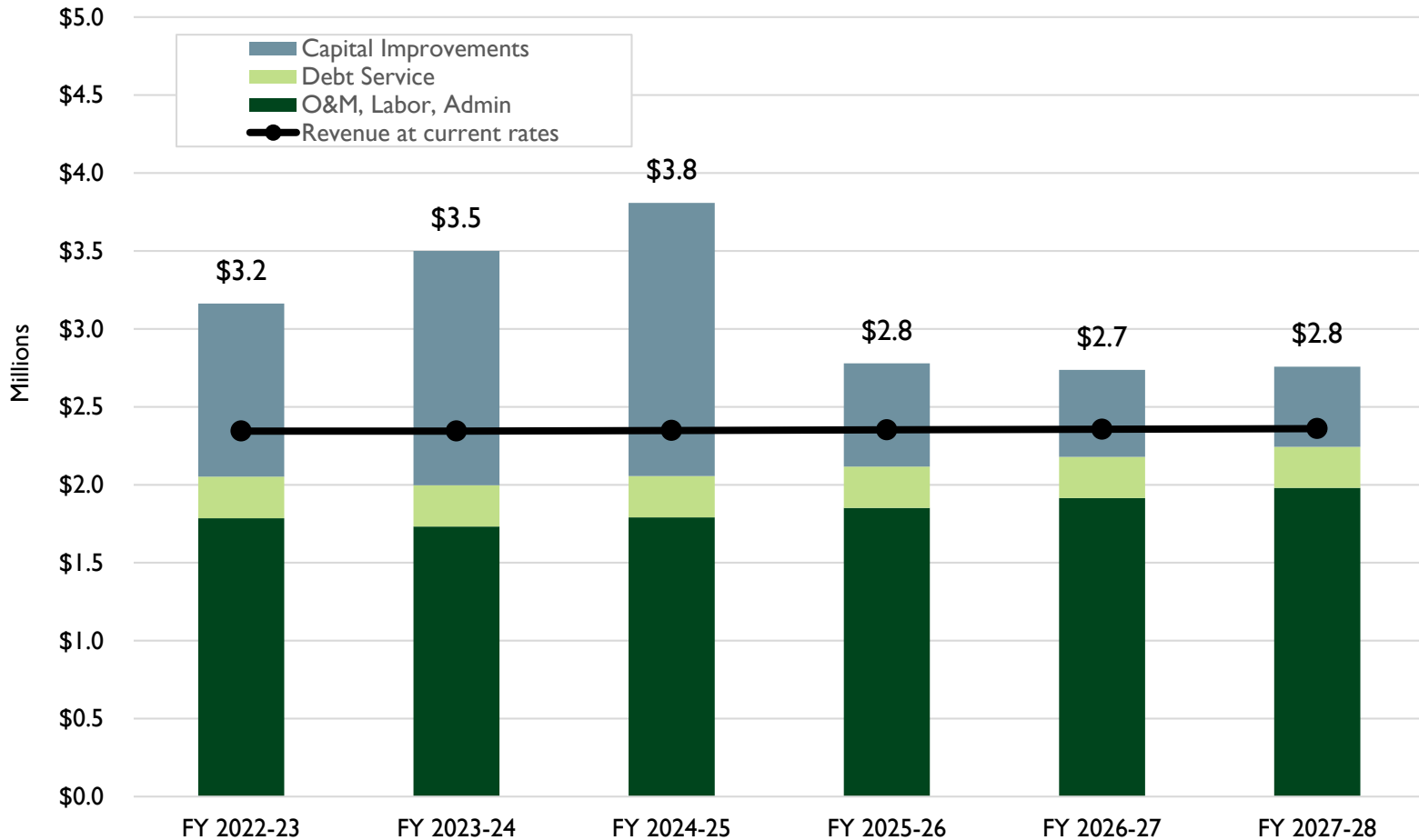
- Growth of 5 EDUs annually

REVENUE REQUIREMENT –PARADISE COVE



- Growth of 5 EDUs annually

REVENUE REQUIREMENT - BELVEDERE



- Growth of 2 EDUs annually

CAPITAL EXPENDITURES

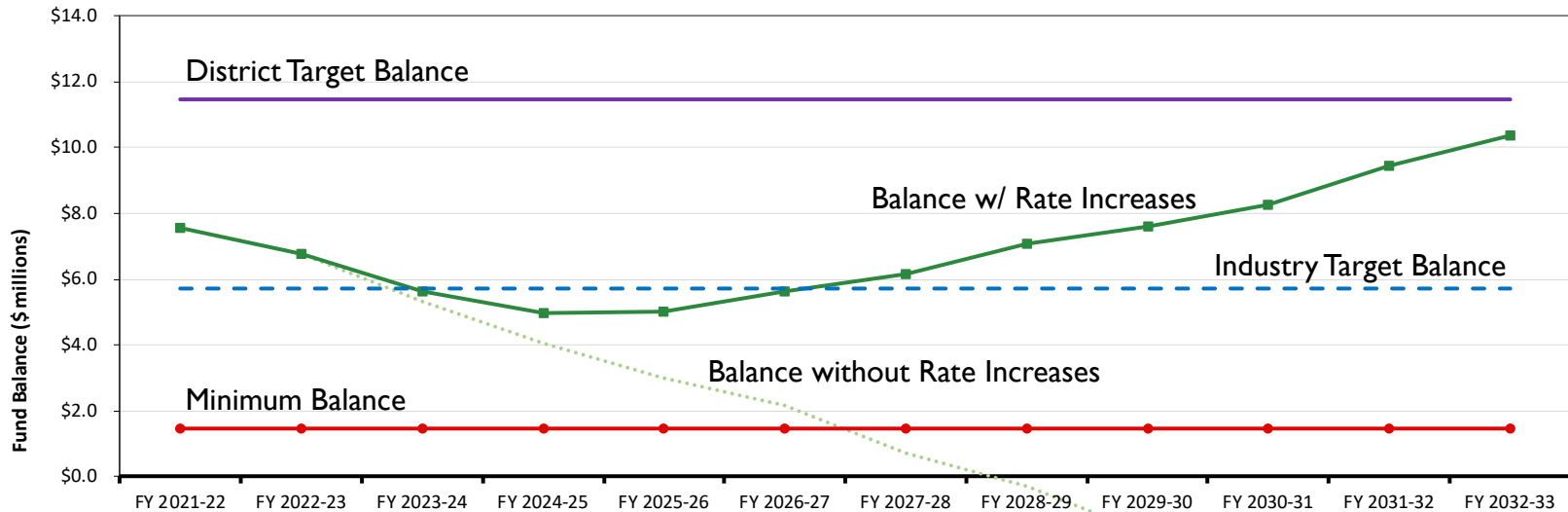
Tiburon Capital Expenditures		Budgeted		Projected			
		FY 2022-23	FY 2023-24	FY 2024-25	FY 2025-26	FY 2026-27	FY 2027-28
1	Main Treatment Plant Allocation	\$589,318	\$754,964	\$541,535	\$531,979	\$334,478	\$235,727
2	Pumps & Lines	\$1,048,244	\$1,076,963	\$981,233	\$646,178	\$598,313	\$1,053,030
3	Subtotal	\$1,637,561	\$1,831,926	\$1,522,768	\$1,178,156	\$932,790	\$1,288,757
4	Construction Cost Index	1.00	1.05	1.09	1.13	1.17	1.22
5	Escalated Subtotal	\$1,637,561	\$1,922,840	\$1,659,439	\$1,332,978	\$1,095,712	\$1,571,723
6	Connection Fees	\$0	(\$110,672)	(\$110,672)	(\$110,672)	(\$110,672)	(\$110,672)
7	Net Capital Expenditures	\$1,637,561	\$1,812,168	\$1,548,767	\$1,222,306	\$985,040	\$1,461,051
8						Annual Average:	\$1,405,866

Paradise Cove Capital Expenditures		Budgeted		Projected			
		FY 2022-23	FY 2023-24	FY 2024-25	FY 2025-26	FY 2026-27	FY 2027-28
1	Main Treatment Plant Allocation	\$0	\$0	\$0	\$0	\$0	\$0
2	Paradise Cove Plant	\$75,000	\$375,000	\$195,000	\$375,000	\$125,000	\$150,000
3	Pumps & Lines	\$46,757	\$48,038	\$43,768	\$28,823	\$26,688	\$46,970
4	Subtotal	\$121,757	\$423,038	\$238,768	\$403,823	\$151,688	\$196,970
5	Construction Cost Index	1.00	1.05	1.09	1.13	1.17	1.22
6	Escalated Subtotal	\$121,757	\$444,032	\$260,197	\$456,889	\$178,181	\$240,218
7	Connection Fees	\$0	(\$6,516)	(\$6,516)	(\$6,516)	(\$6,516)	(\$6,516)
8	Net Capital Expenditures	\$121,757	\$437,516	\$253,681	\$450,373	\$171,665	\$233,702
9						Annual Average:	\$309,387

Belvedere Capital Expenditures		Budgeted		Projected			
		FY 2022-23	FY 2023-24	FY 2024-25	FY 2025-26	FY 2026-27	FY 2027-28
1	Main Treatment Plant Allocation	\$335,683	\$430,037	\$308,465	\$303,022	\$190,523	\$134,273
2	Pumps & Lines	\$774,500	\$1,075,000	\$1,370,000	\$350,000	\$350,000	\$350,000
3	Subtotal	\$1,110,183	\$1,505,037	\$1,678,465	\$653,022	\$540,523	\$484,273
4	Construction Cost Index	1.00	1.05	1.09	1.13	1.17	1.22
5	Escalated Subtotal	\$1,110,183	\$1,579,728	\$1,829,111	\$738,835	\$634,931	\$590,602
6	Connection Fees	\$0	(\$76,692)	(\$76,692)	(\$76,692)	(\$76,692)	(\$76,692)
7	Net Capital Expenditures	\$1,110,183	\$1,503,036	\$1,752,419	\$662,143	\$558,239	\$513,910
8						Annual Average:	\$997,949

PROPOSED REVENUE INCREASES - TIBURON

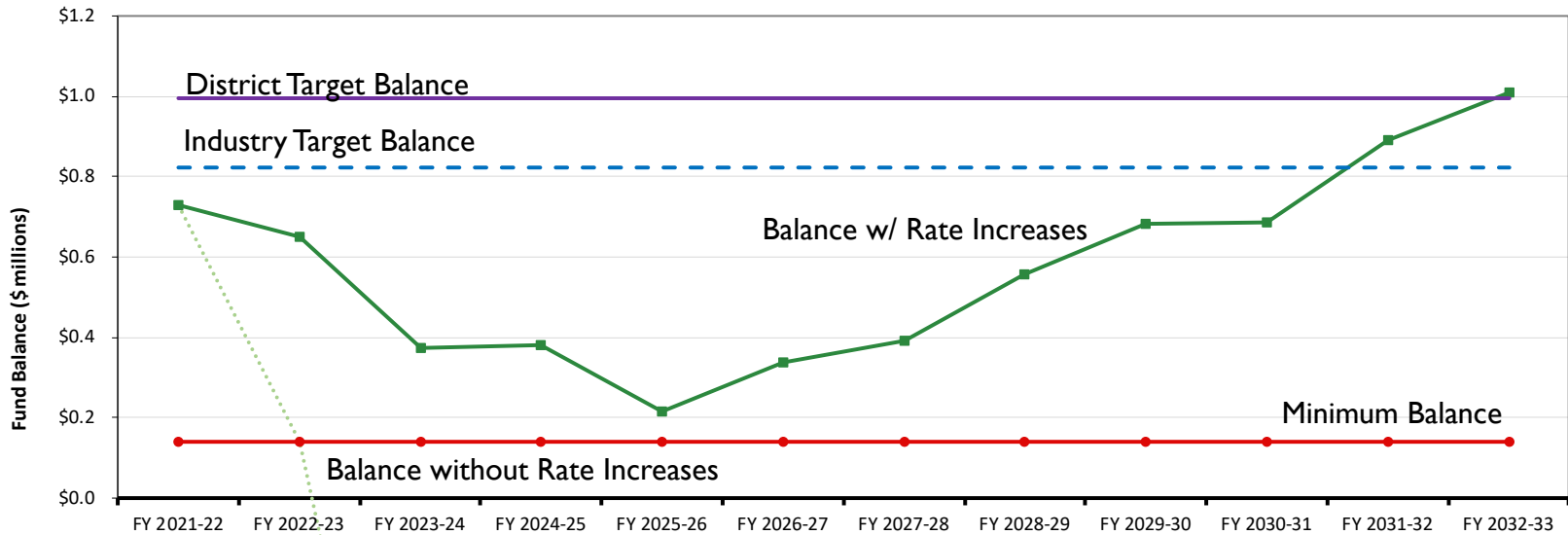
	Budgeted		Projected									
	FY 2021-22	FY 2022-23	FY 2023-24	FY 2024-25	FY 2025-26	FY 2026-27	FY 2027-28	FY 2028-29	FY 2029-30	FY 2030-31	FY 2031-32	FY 2032-33
Tiburon												
Annual revenue increase	0.0%	0.0%	12.0%	12.0%	12.0%	12.0%	12.0%	0.0%	0.0%	0.0%	0.0%	0.0%
Cumulative increase		0.0%	12.0%	25.4%	40.5%	57.4%	76.2%	76.2%	76.2%	76.2%	76.2%	76.2%
Annual sewer service charge per EDU	\$1,034.00	\$1,034.00	\$1,158.08	\$1,297.05	\$1,452.70	\$1,627.02	\$1,822.26	\$1,822.26	\$1,822.26	\$1,822.26	\$1,822.26	\$1,822.26



- Minimum Balance = \$1.5 million (District policy for Operations)
- Industry Target = \$5.7 million (2 x Avg Annual CIP + Ops + Disaster Recovery + Retirement)
- District Target = \$11.5 million (Ops + CIP + Disaster Recovery + Retirement)

PROPOSED REVENUE INCREASES – PARADISE COVE

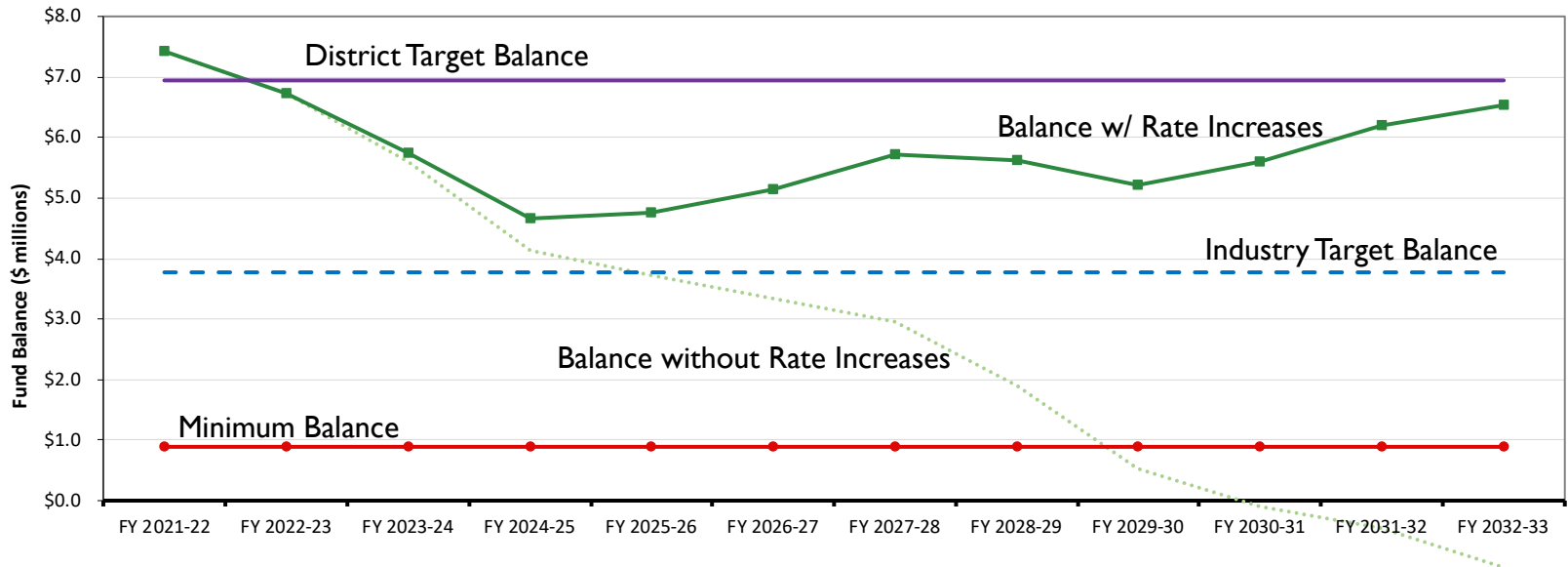
	Budgeted						Projected					
	FY 2021-22	FY 2022-23	FY 2023-24	FY 2024-25	FY 2025-26	FY 2026-27	FY 2027-28	FY 2028-29	FY 2029-30	FY 2030-31	FY 2031-32	FY 2032-33
Paradise Cove												
Annual revenue increase	0.0%	0.0%	55.0%	50.0%	10.0%	3.0%	0.0%	0.0%	0.0%	0.0%	0.0%	0.0%
Cumulative increase		0.0%	55.0%	132.5%	155.8%	163.4%	163.4%	163.4%	163.4%	163.4%	163.4%	163.4%
Annual sewer service charge per EDU	\$1,034.00	\$1,034.00	\$1,602.70	\$2,404.05	\$2,644.45	\$2,723.79	\$2,723.79	\$2,723.79	\$2,723.79	\$2,723.79	\$2,723.79	\$2,723.79



- Minimum Balance = \$0.1 million (District policy for Operations)
- Industry Target = \$0.8 million (2 x Avg Annual CIP + Ops + Disaster Recovery + Retirement)
- District Target = \$1.0 million (Ops + CIP + Disaster Recovery + Retirement)

PROPOSED REVENUE INCREASES - BELVEDERE


	Budgeted						Projected					
	FY 2021-22	FY 2022-23	FY 2023-24	FY 2024-25	FY 2025-26	FY 2026-27	FY 2027-28	FY 2028-29	FY 2029-30	FY 2030-31	FY 2031-32	FY 2032-33
Belvedere												
Annual revenue increase	0.0%	0.0%	7.0%	7.0%	7.0%	7.0%	7.0%	0.0%	0.0%	0.0%	0.0%	0.0%
Cumulative increase		0.0%	7.0%	14.5%	22.5%	31.1%	40.3%	40.3%	40.3%	40.3%	40.3%	40.3%
Annual sewer service charge per EDU	\$1,985.00	\$1,985.00	\$2,123.95	\$2,272.63	\$2,431.71	\$2,601.93	\$2,784.06	\$2,784.06	\$2,784.06	\$2,784.06	\$2,784.06	\$2,784.06



- Minimum Balance = \$0.9 million (District policy for Operations)
- Industry Target = \$3.8 million (2 x Avg Annual CIP + Ops + Disaster Recovery + Retirement)
- District Target = \$6.9 million (Ops + CIP + Disaster Recovery + Retirement)

COST OF SERVICE ALLOCATIONS

FY 2023-24 Revenue Requirement	FY 2023-24	Tiburon	Paradise Cove	Belvedere
O&M, Labor, Admin Expenses	\$4,943,682	\$3,026,165	\$185,281	\$1,732,236
Debt Service	752,848	487,695	-	265,153
Capital Improvements	\$2,235,723	\$1,116,188	\$235,038	\$884,498
(Non-Op Rev/Transfers)	(2,346,936)	(1,768,225)	(209,564)	(369,148)
Net Revenue Requirement	\$5,585,317	\$2,861,824	\$210,755	\$2,512,739
		51.2%	3.8%	45.0%



Service Zone	Current Revenue	COS	\$ Change	% Change
Tiburon	\$2,551,064	\$2,861,824	\$310,760	12.2%
Paradise Cove	\$135,454	\$210,755	\$75,301	55.6%
Belvedere	\$2,344,384	\$2,512,739	\$168,354	7.2%



Service Zone	COS	Billed Sanitary Units	Annual Service Charge/EDU
Tiburon	\$2,861,824	2,471.18	\$1,158.08
Paradise Cove	\$210,755	131.50	\$1,602.70
Belvedere	\$2,512,739	1,183.05	\$2,123.95

REVENUE INCREASES & PROPOSED RATES

Sewer Service Charges by District Zone	Adopted	Adopted	Projected				
	FY 2021-22	FY 2022-23	FY 2023-24	FY 2024-25	FY 2025-26	FY 2026-27	FY 2027-28
1 Tiburon		0.0%	12.0%	12.0%	12.0%	12.0%	12.0%
2 <i>Cumulative increase</i>		<i>0.0%</i>	<i>12.0%</i>	<i>25.4%</i>	<i>40.5%</i>	<i>57.4%</i>	<i>76.2%</i>
3 Annual increase	\$0	\$0	\$132	\$147	\$164	\$182	\$203
4 Annual sewer service charge per EDU	\$1,034	\$1,034	\$1,158	\$1,297	\$1,453	\$1,627	\$1,822
5 Property tax payment per EDU	\$458	\$458	\$467	\$474	\$482	\$490	\$498
6 Combined payment per EDU	\$1,492	\$1,492	\$1,625	\$1,771	\$1,935	\$2,117	\$2,321
7 Paradise Cove		0.0%	55.0%	50.0%	10.0%	3.0%	0.0%
8 <i>Cumulative increase</i>		<i>0.0%</i>	<i>55.0%</i>	<i>132.5%</i>	<i>155.8%</i>	<i>163.4%</i>	<i>163.4%</i>
9 Annual increase	\$0	\$0	\$569	\$801	\$240	\$79	\$0
10 Annual sewer service charge per EDU	\$1,034	\$1,034	\$1,603	\$2,404	\$2,644	\$2,724	\$2,724
11 Property tax payment per EDU	\$0	\$0	\$0	\$0	\$0	\$0	\$0
12 Combined payment per EDU	\$1,034	\$1,034	\$1,603	\$2,404	\$2,644	\$2,724	\$2,724
13 Belvedere		0.0%	7.0%	7.0%	7.0%	7.0%	7.0%
14 <i>Cumulative increase</i>		<i>0.0%</i>	<i>7.0%</i>	<i>14.5%</i>	<i>22.5%</i>	<i>31.1%</i>	<i>40.3%</i>
15 Annual increase	\$0	\$0	\$139	\$149	\$159	\$170	\$182
16 Annual sewer service charge per EDU	\$1,985	\$1,985	\$2,124	\$2,273	\$2,432	\$2,602	\$2,784
17 Property tax payment per EDU	\$0	\$0	\$0	\$0	\$0	\$0	\$0
18 Combined payment per EDU	\$1,985	\$1,985	\$2,124	\$2,273	\$2,432	\$2,602	\$2,784

ALTERNATIVE OPTION

- Revise current 2 zones structure

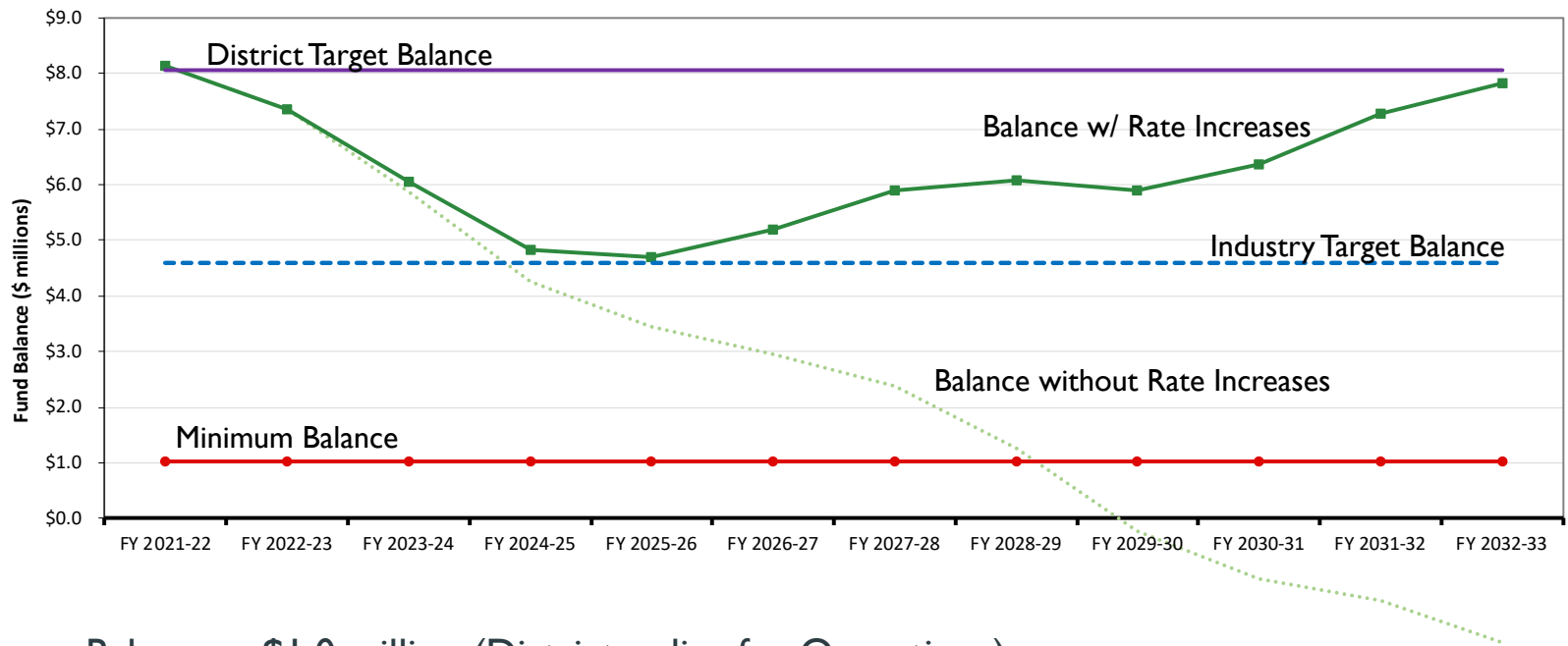
Tiburon
Customers

Belvedere &
Paradise Cove
Customers

- Paradise Cove customers pay new rate in line with Belvedere customers.

PROPOSED REVENUE INCREASES – BELVEDERE, PARADISE COVE

	FY 2021-22	Budgeted		Projected								
	FY 2021-22	FY 2022-23	FY 2023-24	FY 2024-25	FY 2025-26	FY 2026-27	FY 2027-28	FY 2028-29	FY 2029-30	FY 2030-31	FY 2031-32	FY 2032-33
Belvedere/Paradise Cove												
Annual revenue increase	0.0%	0.0%	9.8%	9.0%	9.0%	9.0%	9.0%	0.0%	0.0%	0.0%	0.0%	0.0%
Cumulative increase		0.0%	0.0%	0.0%	0.0%	0.0%	0.0%	0.0%	0.0%	0.0%	0.0%	0.0%
Annual sewer service charge per EDU	\$0.00	\$0.00	\$2,071.81	\$2,258.27	\$2,461.51	\$2,683.05	\$2,924.52	\$2,924.52	\$2,924.52	\$2,924.52	\$2,924.52	\$2,924.52



- Minimum Balance = \$1.0 million (District policy for Operations)
- Industry Target = \$4.6 million (2 x Avg Annual CIP + Ops + Disaster Recovery + Retirement)
- District Target = \$8.0 million (Ops + CIP + Disaster Recovery + Retirement)

COST OF SERVICE ALLOCATIONS - ALTERNATIVE

FY 2023-24 Revenue Requirement	FY 2023-24	Tiburon	Belvedere/ Paradise Cove
O&M, Labor, Admin Expenses	\$4,943,682	\$3,026,165	\$1,917,517
Debt Service	752,848	487,695	265,153
Capital Improvements	\$2,235,723	\$1,116,188	\$1,119,535
(Non-Op Rev/Transfers	(2,346,936)	(1,768,225)	(578,712)
Net Revenue Requirement	\$5,585,317	\$2,861,824	\$2,723,493
		51.2%	48.8%



Service Zone	Current Revenue	COS	\$ Change	% Change
Tiburon	\$2,551,064	\$2,861,824	\$310,760	12.2%
Belvedere/Paradise Cove	\$2,479,838	\$2,723,493	\$243,655	9.8%



Service Zone	COS	Billed Sanitary Units	Annual Sewer Service Charge/EDU
Tiburon	\$2,861,824	2,471.18	\$1,158.08
Paradise Cove/Belvedere	\$2,723,493	1,314.55	\$2,071.81

REVENUE INCREASES & PROPOSED RATES

Sewer Service Charges by District Zone	Adopted	Adopted	Projected				
	FY 2021-22	FY 2022-23	FY 2023-24	FY 2024-25	FY 2025-26	FY 2026-27	FY 2027-28
1 <u>Tiburon</u>		0.0%	12.0%	12.0%	12.0%	12.0%	12.0%
2 <i>Cumulative increase</i>		<i>0.0%</i>	<i>12.0%</i>	<i>25.4%</i>	<i>40.5%</i>	<i>57.4%</i>	<i>76.2%</i>
3 Annual increase	\$0	\$0	\$132	\$147	\$164	\$182	\$203
4 Annual sewer service charge per EDU	\$1,034	\$1,034	\$1,158	\$1,297	\$1,453	\$1,627	\$1,822
5 Property tax payment per EDU	\$458	\$458	\$467	\$474	\$482	\$490	\$498
6 Combined payment per EDU	\$1,492	\$1,492	\$1,625	\$1,771	\$1,935	\$2,117	\$2,321
7 <u>Belvedere/Paradise Cove</u>		0.0%	9.8%	9.0%	9.0%	9.0%	9.0%
8 <i>Cumulative increase</i>		<i>0.0%</i>	<i>0.0%</i>	<i>0.0%</i>	<i>0.0%</i>	<i>0.0%</i>	<i>0.0%</i>
9 Annual increase	\$0	\$0	varies	\$186	\$203	\$222	\$241
10 Annual sewer service charge per EDU	varies	varies	\$2,072	\$2,258	\$2,462	\$2,683	\$2,925
11 Property tax payment per EDU	\$0	\$0	\$0	\$0	\$0	\$0	\$0
12 Combined payment per EDU	\$0	\$0	\$2,072	\$2,258	\$2,462	\$2,683	\$2,925

DISCUSSION WITH BOARD

- Which option of zones is preferred?
- Are these the rates you wish to move forward with?
 - **Yes**
 - Public Hearing on May 18
 - Conduct outreach, issue Prop 218 notice
 - **No**
 - Decrease rate increases – lower reserves
 - Return March 16 to present revised rates

Agenda – Notes of Explanation

Sanitary District No. 5 Regular Board Meeting

February 16, 2023

Review and discuss Bid Alternative #1 of the 2022 Sewer rehabilitation project and authorize the District Manager to approve change order #1 which includes bid alternative item #1 and a change in scope to relocate the sewer line into the public right of way.

STAFF REPORT:

The Board of Directors approved and authorized the District Manager to issue a notice to proceed to Hardiman construction for the 2022 sewer rehabilitation project back at the August 2022 Board meeting. At that time Bid Alternative item #1 was not yet authorized as there was a potential to relocate the line segment into the public right of way. (discussions with neighbor about feasibility started in early 2022). At the November 2022 meeting the board of directors approved a reimbursement agreement with the neighbor for this line relocation which was quoted at \$98,250. The neighbors have issued the district a check for \$50,250. The remaining \$48,000 as identified in Bid alternative#1 still requires approval before providing direction to the contractor to schedule this line relocation.

Our Engineering consultant (Nute Engineers) will be preparing a change order (#1) for the change in the scope of work for bid alternative item #1 (from pipe burst to line relocation) for a total price of \$98,250.

FISCAL IMPACT:

\$98,250 of which \$50,250 has been deposited to the district. \$48,000 from Tiburon Capital remain to be approved as identified on Bid Alternative item #1 on the 2022 Sewer Rehabilitation Project bid.

CEQA (California Environmental Quality Act)

Exempt

Recommendation:

Approve the use of \$48,000 from Tiburon Capital Reserves for Bid Alternative Item #1 Line relocation- through change order #1 (East View)

Tony Rubio, District Manager

ATTACHMENT:

2022 Sewer Rehab Bids & Hardiman Construction Proposal for Line Relocation.



Civil and Sanitary Consultants

August 15, 2022

Mr. Tony Rubio, District Manager
Sanitary District No. 5
2001 Paradise Drive
Tiburon, CA 94920

Re: 2022 Sewer Rehabilitation Project - Tiburon and Belvedere – **RE-BID**

Dear Tony:

On August 11, 2022 three bids were received for the above-referenced project. A spreadsheet comparing these bids is enclosed.

The lowest apparent Base Bid of \$1,216,204 was submitted by Hardiman Construction of Larkspur, California. Hardiman Construction also turned in the lowest total bid including the Base Bid and Alt Bid.

Enclosed is the license detail obtained from the Contractor's License Board which shows that both Hardiman Construction and their Subcontractors have valid Contractor's Licenses and are both registered with the California Department of Industrial Relations (DIR). The second and third contractors qualify also.

We have reviewed all of the bids from the first three bidders (see attached Bid Results spreadsheet) and recommend awarding the contract to Hardiman Construction.

Very truly yours,

NUTE ENGINEERING

By:

A handwritten signature in blue ink, appearing to read "M. T. Wilson", is written over a horizontal line. Below the line, the name "Mark T. Wilson, PE" is printed in a black sans-serif font.

Mark T. Wilson, PE

**SANITARY DISTRICT NO. 5
MARIN COUNTY, CALIFORNIA
2022 SEWER REHABILITATION PROJECT REBID
TIBURON AND BELVEDERE**

Bid Opening: 2:00 pm
Date: August 11, 2022
Job No: 9005
Engineer's Est: \$1,417,649

No.	Tib Quant	Belv Quant	Total Quantity	U/M	Description	Hardiman Construction Larkspur		Glosage Engineering Richmond		Bay Pacific Pipeline Novato	
						1		2		3	
						Unit Price	Total Amount	Unit Price	Total Amount	Unit Price	Total Amount
1.	50%	50%	100%	LS	Mobilization, Demobilization, SWPPP	9,000.00	\$9,000	32,000.00	\$32,000	30,000.00	\$30,000
2.	4,278	862	5,140	LF	Pre-Clean and Pre-Televise Sewer Mains	2.00	\$10,280	3.00	\$15,420	5.00	\$25,700
3.	579	0	579	LF	A-Line 6.63" Od Hdpe Sewer Main From Mh359 To Mh 359c, Mh359c To Mh643, Mh360 To	220.00	\$127,380	198.00	\$114,642	165.00	\$95,535
4.	3,549	862	4,411	LF	Lines B Thru H And Lines K Thru R 6.63" Od Hdpe Sewer Main - Pipeburst	190.00	\$838,090	195.00	\$860,145	165.00	\$727,815
5.	10	5	15	EA	Air Gap For Pipebursting At Utility Crossing	1,500.00	\$22,500	1,800.00	\$27,000	100.00	\$1,500
6.	1	0	1	EA	Install (N) Standard 4' Diameter Manholes	15,500.00	\$15,500	8,400.00	\$8,400	2,800.00	\$2,800
7.	11	6	17	EA	Install (N) Shallow Manholes	3,400.00	\$57,800	4,600.00	\$78,200	2,300.00	\$39,100
8.	1	0	1	EA	Remove Existing Manholes	2,500.00	\$2,500	1,000.00	\$1,000	1,000.00	\$1,000
9.	26	5	31	EA	Connect To Existing Manholes, Replace Rim And Cover And Grade Rings, Rebuild Channels	1,500.00	\$46,500	1,300.00	\$40,300	2,000.00	\$62,000
10.	1	0	1	LS	Connect New 6.63" Od Hdpe Line K Sewer To Existing Concrete Vault	10,000.00	\$10,000	7,200.00	\$7,200	3,000.00	\$3,000
11.	7	6	13	EA	Remove And Dispose Of Rodholes	500.00	\$6,500	250.00	\$3,250	500.00	\$6,500
12.	105	14	119	EA	Locate & Pothole Existing Laterals	100.00	\$11,900	50.00	\$5,950	200.00	\$23,800
13.	105	14	119	EA	4" Lateral Cleanouts And Cleanout Box	10.00	\$1,190	1,000.00	\$119,000	200.00	\$23,800
14.	1,100	150	1,250	LF	4" Lateral, Fittings & Connections - Pipeburst	10.00	\$12,500	10.00	\$12,500	55.00	\$68,750
15.	147	6	153	LF	Curb And Gutter And Ac Curb Replacement	40.00	\$6,120	40.00	\$6,120	60.00	\$9,180
16.	217	16	233	SF	Concrete Sidewalk And Driveway Approach Replacement	20.00	\$4,660	35.00	\$8,155	70.00	\$16,310
17.	229	33	262	TON	Asphalt Concrete Trench Repair And Replacement Of Pavement Markings	20.00	\$5,240	195.00	\$51,090	260.00	\$68,120
18.	1	1	1	LS	Shoring For All Excavations	5,000.00	\$5,000	5,000.00	\$5,000	15,000.00	\$15,000
19.	14	6	20	EA	Pothole Utility Mains	100.00	\$2,000	1,000.00	\$20,000	750.00	\$15,000
20.	1	1	1	LS	Traffic Control And Notifications	10,000.00	\$10,000	9,000.00	\$9,000	10,500.00	\$10,500
21.	1	1	1	LS	Permits And Licenses	5,000.00	\$5,000	2,000.00	\$2,000	5,000.00	\$5,000
22.	4,432	862	5,294	LF	Cleaning And Televising Of Completed Sewer Mains	1.00	\$5,294	2.00	\$10,588	5.00	\$26,470
23.	1,100	150	1,250	LF	Internal Televising Of Completed Lower Sewer Laterals	1.00	\$1,250	2.00	\$2,500	5.00	\$6,250
BASE BID TOTAL						\$1,216,204		\$1,439,460		\$1,283,130	

ALTERNATE BID A											
No	Tib Quant	Belv Quant	Quant	U/M	Item Description	Unit Price	ALT BID Total Amount	Unit Price	ALT BID Total Amount	Unit Price	ALT BID Total Amount
A-1	150	0	150	LF	A-Line 6.63" OD HDPE Sewer Main MH643 to MH360 Pipe Segment - Pipeburst	\$320.00	\$48,000	\$198.00	\$29,700	\$170.00	\$25,500
ALTERNATE A BID TOTAL							\$48,000		\$29,700		\$25,500
BASE BID AND ALTERNATE BID TOTAL							\$1,264,204		\$1,469,160		\$1,308,630

Check if Bid Item 1 is less than 5% of total cost	0.74%	2.22%	2.34%
Addendum Acknowledge	None	None	None
Bid Signed	y	y	y
Contractors License Number	1065111	1028046	524020
Bid Bond	check in lieu of Bid Bond	y	y
DIR Registration Number	1000431063	1000051960	1000009198
Subcontractors (list License/DIR #s if included)	Roy's Sewer Service, 491815	NONE	Roy's Sewer Service, 491815
	B.A.T.S, 917034		
	ABSL Construction, A621781		
Site Visit Affidavit	y	y	y
Major Equipment and Materials Suppliers	y	y	y
Certification of Drug-Free Workplace	y	y	y
Certification of Bidder's Experience and Qualifications	y	y	y
3-year Average EMR ≤ 1.1	0.74	0.91	1.15
3-Year Average RIR ≤ 5.5	1.25	0	0
3-Year Average LTIR ≤ 3.1	1.25	0	0
Credit Report with D&B Rating	n	n	n
Financial Statement Submitted	y	y	y
Non-Collusion Affidavit	y	y	y
Safety Compliance Affidavit	y	y	y

▼ Contractor's License Detail for License # 1065111

DISCLAIMER: A license status check provides information taken from the CSLB license database. Before relying on this information, you should be aware of the following limitations.

- ▶ CSLB complaint disclosure is restricted by law ([B&P 7124.6](#)) If this entity is subject to public complaint disclosure click on link that will appear below for more information. Click [here](#) for a definition of disclosable actions.
- ▶ Only construction related civil judgments reported to CSLB are disclosed ([B&P 7071.17](#)).
- ▶ Arbitrations are not listed unless the contractor fails to comply with the terms.
- ▶ Due to workload, there may be relevant information that has not yet been entered into the board's license database.

Data current as of 6/24/2022 3:15:26 PM

Business Information

HARDIMAN CONSTRUCTION INC
DBA TRENCHLESS TITAN

3 HEATHER WAY
LARKSPUR, CA 94939
Business Phone Number:(415) 924-2555

Entity Corporation
Issue Date 04/09/2020
Expire Date **04/30/2024**

License Status

This license is current and active.

All information below should be reviewed.

Classifications

A - GENERAL ENGINEERING

Bonding Information

Contractor's Bond

This license filed a Contractor's Bond with [EVEREST REINSURANCE COMPANY](#).

Bond Number: ES00004156

Bond Amount: \$15,000

Effective Date: 03/20/2020

Bond of Qualifying Individual

The qualifying individual THOMAS GERALD HARDIMAN certified that he/she owns 10 percent or more of the voting stock/membership interest of this company; therefore, the Bond of Qualifying Individual is not required.

Effective Date: 04/09/2020

Workers' Compensation

This license has workers compensation insurance with the [BENCHMARK INSURANCE COMPANY](#)

Policy Number: CST5022143

Effective Date: 08/24/2021

Expire Date: 08/24/2022

[Workers' Compensation History](#)

Other

- ▶ Personnel listed on this license (current or disassociated) are listed on other licenses.

Contractor Information

Registration History

Legal Entity Name

Thomas Gerald Hardiman

Legal Entity Type

General Partnership

Status

Active

Registration Number

PW-LR-1000431053

Registration effective date

7/1/2021

Registration expiration date

6/30/2024

Mailing Address

3 Heather Way Larkspur 94939 CA United States ...

Physical Address

3 Heather Way Larkspur 94939 CA United States ...

Email Address**Trade Name/DBA**

Hardiman Construction Trenchless Titan

License Number(s)

CSLB:611970

Effective Date	Expiration Date
7/1/2019	6/30/2021
7/1/2021	6/30/2024

Legal Entity Information

Partner Legal Entity Name:Thomas Hardiman**Partner Legal Entity Type:**General Partnership

Partner Legal Entity Name:Melissa Hardiman**Partner Legal Entity Type:**General Partnership

Workers Compensation

Do you lease employees No

**through Professional
Employer Organization**

(PEO)?:

**Please provide your
current workers
compensation insurance
information below:**

PEO	PEO	PEO
PEO InformationName	Phone	Email

Insured by Carrier

Policy Holder Name:Hardiman Construction Trenchless Titan**Insurance Carrier:**

Benchmark Insurance Company**Policy Number:**CST5019893**Inception date:**8/24/2020

Expiration Date:8/24/2021

TRENCHLESS**TITAN**
SEWER REPAIR

August 16, 2022

CUSTOMER NAME:

Tony Rubio, District Manager
Sanitary District No. 5 of Marin County
trubio@sani5.org
415-435-1501 ext 106

PROJECT DESCRIPTION:

2022 Sewer Rehabilitation Project:
Tiburon and Belvedere Re-Bid

PROPOSAL

Hardiman Construction, Inc. will furnish labor, material and equipment to perform and complete the following Alternate Bid A work for the project referenced above:

Reroute the existing 6" clay sewer main located behind the curb and gutter at 87 East View Avenue into the street and install new 6" HDPE sewer main pipe from MH360 to 150' downstream towards Main Street on East View Avenue; includes abandoning the existing 6" clay sewer main, excavation, backfill, compaction and concrete street restoration.

Unit price \$655.00 per foot
(150lf x \$655.00 = \$98,250.00)

Respectfully submitted,

Gerry Hardiman
Hardiman Construction
Trenchless Titan
415-924-2555 ofc
415-847-0010 cel



**California Special
Districts Association**

Districts Stronger Together

DATE: January 30, 2023

TO: CSDA Voting Member Presidents and General Managers

FROM: CSDA Elections and Bylaws Committee

SUBJECT: **CSDA BOARD OF DIRECTORS CALL FOR NOMINATIONS
SEAT C**

The Elections and Bylaws Committee is looking for Independent Special District Board Members or their General Managers who are interested in leading the direction of the California Special Districts Association for the 2024 - 2026 term.

The leadership of CSDA is elected from its six geographical networks. Each of the six networks has three seats on the Board with staggered 3-year terms. Candidates must be affiliated with an independent special district that is a CSDA Regular Member in good standing and located within the geographic network that they seek to represent.
(See attached CSDA Network Map)

The CSDA Board of Directors is the governing body responsible for all policy decisions related to CSDA's member services, legislative advocacy, education and resources. The Board of Directors is crucial to the operation of the Association and to the representation of the common interests of all California's special districts before the Legislature and the State Administration. Serving on the Board requires one's interest in the issues confronting special districts statewide.

Commitment and Expectations:

- Attend all Board meetings, usually 4-5 meetings annually, at the CSDA office in Sacramento.
- Participate on at least one committee, meets 3-5 times a year at the CSDA office in Sacramento.
(CSDA reimburses Directors for their related expenses for Board and committee meetings as outlined in Board policy).
- Attend, at minimum, the following CSDA annual events: Special Districts Legislative Days - held in the spring, and the CSDA Annual Conference - held in the fall.
*(CSDA does **not** reimburse expenses for the two conferences even if a Board or committee meeting is held in conjunction with the event)*
- Complete all four modules of CSDA's Special District Leadership Academy within 2 years of being elected.
*(CSDA does **not** reimburse expenses for the Academy classes even if a Board or committee meeting is held in conjunction with the event).*





2023 CSDA BOARD CANDIDATE INFORMATION SHEET

The following information **MUST** accompany your nomination form and Resolution/minute order:

Name: _____

District/Company: _____

Title: _____

Elected/Appointed/Staff: _____

Length of Service with District: _____

1. Do you have current involvement with CSDA (such as committees, events, workshops, conferences, Governance Academy, etc.):

2. Have you ever been associated with any other state-wide associations (CSAC, ACWA, League, etc.):

3. List local government involvement (such as LAFCo, Association of Governments, etc.):

4. List civic organization involvement:

****Candidate Statement** – Although it is not required, each candidate is requested to submit a candidate statement of no more than 300 words in length. **Any statements received in the CSDA office March 31, 2023, after 5:00 p.m. will not be included with the ballot.**



**California Special
Districts Association**
Districts Stronger Together

2023 BOARD OF DIRECTORS NOMINATION FORM

Name of Candidate: _____

District: _____

Mailing Address: _____

Network: _____ (see map)

Telephone: _____

(PLEASE BE SURE THE PHONE NUMBER IS ONE WHERE WE CAN REACH THE CANDIDATE)

Fax: _____

E-mail: _____

Nominated by (optional): _____

Return this form, a Board resolution/minute action supporting the candidate, and Candidate Information Sheet by mail or email to:

CSDA
Attn: Amber Phelen
1112 I Street, Suite 200
Sacramento, CA 95814
(877) 924-2732

amberp@cda.net

DEADLINE FOR RECEIVING NOMINATIONS:

March 31, 2023 at 5:00 p.m.



California Special Districts Association

DISTRICT NETWORKS



Informational Item

**California Public Employees'
Retirement Systems**
California Employers' Retiree Benefit Trust

**Schedule of Changes in Fiduciary Net
Position by Employer**
As of and for the Year Ended June 30, 2022

**California Public Employee's Retirement System
California Employers' Retiree Benefit Trust**

Schedule of Changes in Fiduciary Net Position by Employer
As of and for the Year Ended June 30, 2022

California Public Employees' Retirement System
California Employers' Retiree Benefit Trust

Contents
June 30, 2022

Independent Auditor's Report	3-5
Schedule of Changes in Fiduciary Net Position by Employer	
Schedule of Changes in Fiduciary Net Position by Employer and Supplementary Schedule of Contributions and Reimbursements Outside of Trust*	7-93
Notes to Schedule of Changes in Fiduciary Net Position by Employer	94-95

*The Supplementary Schedule of Contributions and Reimbursements Outside the Trust is unaudited.



Independent Auditor's Report

To the Board of Administration
California Public Employees' Retirement System
Sacramento, California

Report on the Audit of the Schedule

Opinions

We have audited the fiduciary net position as of June 30, 2022, and the changes in fiduciary net position for the year then ended, included in the accompanying Schedule of Changes in Fiduciary Net Position by Employer (the Schedule) of the California Public Employees' Retirement System's (the System) California Employers' Retiree Benefit Trust, and the related notes. We have also audited the fiduciary net position of each individual employer as of June 30, 2022, and the changes in fiduciary net position of each individual employer for the year then ended, included in the accompanying Schedule.

In our opinion, the accompanying Schedule referred to above presents fairly, in all material respects, the fiduciary net position of the California Public Employees' Retirement System's California Employers' Retiree Benefit Trust as of June 30, 2022, and the changes in fiduciary net position for the year then ended, in accordance with accounting principles generally accepted in the United States of America. Also, in our opinion, the Schedule referred to above presents fairly, in all material respects, the fiduciary net position of each individual employer as of June 30, 2022, and the changes in fiduciary net position of each individual employer for the year then ended, in accordance with accounting principles generally accepted in the United States of America.

Basis for Opinions

We conducted our audit in accordance with auditing standards generally accepted in the United States of America (GAAS). Our responsibilities under those standards are further described in the Auditor's Responsibilities for the Audit of the Schedule section of our report. We are required to be independent of the California Public Employees' Retirement System's California Employers' Retiree Benefit Trust and to meet our other ethical responsibilities, in accordance with the relevant ethical requirements relating to our audit. We believe that the audit evidence we have obtained is sufficient and appropriate to provide a basis for our audit opinions.

Responsibilities of Management for the Schedule

Management is responsible for the preparation and fair presentation of the Schedule in accordance with accounting principles generally accepted in the United States of America, and for the design, implementation, and maintenance of internal control relevant to the preparation and fair presentation of the Schedule that is free from material misstatement, whether due to fraud or error.



Auditor's Responsibilities for the Audit of the Schedule

Our objectives are to obtain reasonable assurance about whether the fiduciary net position and the changes in fiduciary net position included in the Schedule is free from material misstatement, whether due to fraud or error, and to issue an auditor's report that includes our opinions. Reasonable assurance is a high level of assurance but is not absolute assurance and therefore is not a guarantee that an audit conducted in accordance with GAAS will always detect a material misstatement when it exists. The risk of not detecting a material misstatement resulting from fraud is higher than for one resulting from error, as fraud may involve collusion, forgery, intentional omissions, misrepresentations, or the override of internal control. Misstatements are considered material if there is a substantial likelihood that, individually or in the aggregate, they would influence the judgment made by a reasonable user based on the Schedule.

In performing an audit in accordance with GAAS, we:

- Exercise professional judgment and maintain professional skepticism throughout the audit.
- Identify and assess the risks of material misstatement of the Schedule, whether due to fraud or error, and design and perform audit procedures responsive to those risks. Such procedures include examining, on a test basis, evidence regarding the amounts and disclosures in the Schedule.
- Obtain an understanding of internal control relevant to the audit in order to design audit procedures that are appropriate in the circumstances, but not for the purpose of expressing an opinion on the effectiveness of the California Public Employees' Retirement System's California Employers' Retiree Benefit Trust's internal control. Accordingly, no such opinion is expressed.
- Evaluate the appropriateness of accounting policies used and the reasonableness of significant accounting estimates made by management, as well as evaluate the overall presentation of the Schedule.

We are required to communicate with those charged with governance regarding, among other matters, the planned scope and timing of the audit, significant audit findings, and certain internal control-related matters that we identified during the audit.

Emphasis of Matter

As noted on pages 43 and 93 of the Schedule of Changes in Fiduciary Net Position by Employer and discussed in Note 2 to the Schedules, the Beginning of year Net Position Restricted for OPEB Benefits for one employer and the Total have been restated to correct an error from the previously issued fiscal year ended June 30, 2021 audited Schedules. Our opinion is not modified with respect to this matter.

Other Matter

We have audited, in accordance with GAAS and the standards applicable to financial audits contained in *Government Auditing Standards*, issued by the Comptroller General of the United States, the financial statements of the System as of and for the year ended June 30, 2022, and



our report thereon, dated November 18, 2022, expressed unmodified opinions on those financial statements.

Our audit was conducted for the purpose of forming an opinion on the Schedule as a whole and for each individual employer. The Supplementary Schedule of Contributions and Reimbursements Outside the Trust has not been subjected to the auditing procedures applied in the audit of the Schedule as a whole or for each individual employer, and accordingly, we do not express an opinion or provide any assurance on it.

Restriction on Use

Our report is intended solely for the information and use of the System's management, the Board of Administration, the California Public Employees' Retirement System's California Employers' Retiree Benefit Trust participating employers and their auditors and is not intended to be and should not be used by anyone other than these specified parties.

BDO USA, LLP

San Francisco, California
January 10, 2023

**Schedule of Changes in Fiduciary Net Position by Employer
and Supplementary Schedule of Contributions and
Reimbursements Outside the Trust**

**California Public Employees' Retirement System
California Employers' Retiree Benefit Trust
Schedule of Changes in Fiduciary Net Position by Employer
As of and for the Year Ended June 30, 2022**

Employer Name	Acalanes Union High School District	ACWA Joint Powers Insurance Authority	Alameda Corridor Transportation Authority	Alameda County Fire Department	Alameda County Law Library	Alameda County Transportation Commission	Alameda County Waste Management Authority
Additions							
Contributions:							
Employer contributions - direct	\$ -	\$ -	\$ -	\$ 5,277,167	\$ -	\$ 144,173	\$ -
Total Additions	-	-	-	5,277,167	-	144,173	-
Deductions							
OPEB reimbursements - direct	-	174,889	34,553	524,595	-	190,530	252,311
Net investment and other (income)/expenses	905,253	1,503,386	262,018	6,614,356	10,720	657,809	900,827
Administrative expenses	1,713	2,845	621	12,208	25	1,228	1,731
Employer withdrawal	-	-	-	-	-	-	-
Total Deductions	906,966	1,681,120	297,192	7,151,159	10,745	849,567	1,154,869
Net Increase (Decrease)	(906,966)	(1,681,120)	(297,192)	(1,873,992)	(10,745)	(705,394)	(1,154,869)
Net Position Restricted for OPEB Benefits							
Beginning of year	6,762,465	11,233,850	2,442,660	46,833,087	99,699	4,796,700	6,850,670
End of year	\$ 5,855,499	\$ 9,552,730	\$ 2,145,468	\$ 44,959,095	\$ 88,954	\$ 4,091,306	\$ 5,695,801

**California Public Employees' Retirement System
California Employers' Retiree Benefit Trust
Supplementary Schedule the Contributions and Reimbursements Outside the Trust
As of and for the Year Ended June 30, 2022
(unaudited)**

Employer Name	Acalanes Union High School District	ACWA Joint Powers Insurance Authority	Alameda Corridor Transportation Authority	Alameda County Fire Department	Alameda County Law Library	Alameda County Transportation Commission	Alameda County Waste Management Authority
Employer contributions outside of trust	\$ 1,051,107	\$ 29,264	\$ 26,172	\$ 5,300,782	\$ 55,229	\$ 52,057	\$ -
OPEB reimbursements outside of trust	1,051,107	29,264	26,172	5,300,782	55,229	52,057	-

(Continued)

**California Public Employees' Retirement System
California Employers' Retiree Benefit Trust
Schedule of Changes in Fiduciary Net Position by Employer
As of and for the Year Ended June 30, 2022**

Employer Name	Alameda County Water District	Alameda-Contra Costa Transit District	Alhambra Unified School District	Alpine County Superior Court	Alpine Springs County Water District	Altadena Library District	American Canyon Fire Protection District
Additions							
Contributions:							
Employer contributions - direct	\$ 4,595,724	\$ -	\$ -	\$ -	\$ 30,000	\$ -	\$ 303,680
Total Additions	4,595,724	-	-	-	30,000	-	303,680
Deductions							
OPEB reimbursements - direct	3,210,768	-	-	-	-	-	-
Net investment and other (income)/expenses	6,743,718	1,322,621	6,337,211	37,549	5,737	82,596	579,397
Administrative expenses	13,079	2,503	11,992	89	14	195	1,073
Employer withdrawal	-	-	-	-	-	-	-
Total Deductions	9,967,565	1,325,124	6,349,203	37,638	5,751	82,791	580,470
Net Increase (Decrease)	(5,371,841)	(1,325,124)	(6,349,203)	(37,638)	24,249	(82,791)	(276,790)
Net Position Restricted for OPEB Benefits							
Beginning of year	47,491,773	9,883,629	47,320,687	349,209	55,545	767,642	4,025,269
End of year	\$ 42,119,932	\$ 8,558,505	\$ 40,971,484	\$ 311,571	\$ 79,794	\$ 684,851	\$ 3,748,479

**California Public Employees' Retirement System
California Employers' Retiree Benefit Trust
Supplementary Schedule the Contributions and Reimbursements Outside the Trust
As of and for the Year Ended June 30, 2022
(unaudited)**

Employer Name	Alameda County Water District	Alameda-Contra Costa Transit District	Alhambra Unified School District	Alpine County Superior Court	Alpine Springs County Water District	Altadena Library District	American Canyon Fire Protection District
Employer contributions outside of trust	\$ -	\$ 2,096,795	\$ 15,597,013	\$ 24,750	\$ 16,680	\$ 76,037	\$ 318,137
OPEB reimbursements outside of trust	-	2,096,795	15,597,013	24,750	16,680	76,037	318,137

(Continued)

**California Public Employees' Retirement System
California Employers' Retiree Benefit Trust
Schedule of Changes in Fiduciary Net Position by Employer
As of and for the Year Ended June 30, 2022**

Employer Name	Antelope Valley Mosquito and Vector Control District	Aptos/La Selva Fire Protection District	Arrowbear Park County Water District	Association of Bay Area Governments	Association of California Water Agencies	Association of Monterey Bay Area Governments	Auburn Public Cemetery District
Additions							
Contributions:							
Employer contributions - direct	\$ -	\$ -	\$ 15,000	\$ -	\$ 377,150	\$ 20,224	\$ -
Total Additions	-	-	15,000	-	377,150	20,224	-
Deductions							
OPEB reimbursements - direct	31,106	-	-	525,715	86,750	-	-
Net investment and other (income)/expenses	62,562	178,966	29,922	1,318,377	797,867	125,329	50,780
Administrative expenses	148	339	55	2,504	1,445	236	120
Employer withdrawal	-	-	-	-	-	-	-
Total Deductions	93,816	179,305	29,977	1,846,596	886,062	125,565	50,900
Net Increase (Decrease)	(93,816)	(179,305)	(14,977)	(1,846,596)	(508,912)	(105,341)	(50,900)
Net Position Restricted for OPEB Benefits							
Beginning of year	581,572	1,337,320	216,068	9,872,934	5,525,636	926,652	472,237
End of year	\$ 487,756	\$ 1,158,015	\$ 201,091	\$ 8,026,338	\$ 5,016,724	\$ 821,311	\$ 421,337

**California Public Employees' Retirement System
California Employers' Retiree Benefit Trust
Supplementary Schedule the Contributions and Reimbursements Outside the Trust
As of and for the Year Ended June 30, 2022
(unaudited)**

Employer Name	Antelope Valley Mosquito and Vector Control District	Aptos/La Selva Fire Protection District	Arrowbear Park County Water District	Association of Bay Area Governments	Association of California Water Agencies	Association of Monterey Bay Area Governments	Auburn Public Cemetery District
Employer contributions outside of trust	\$ -	\$ -	\$ 48,960	\$ -	\$ 173,818	\$ 19,810	\$ 34,728
OPEB reimbursements outside of trust	-	-	48,960	-	173,818	19,810	34,728

(Continued)

**California Public Employees' Retirement System
California Employers' Retiree Benefit Trust
Schedule of Changes in Fiduciary Net Position by Employer
As of and for the Year Ended June 30, 2022**

Employer Name	Barstow Community College District	Barstow Fire Protection District	Bay Area Air Quality Management District	Bay Area Water Supply and Conservation Agency	Beaumont-Cherry Valley Recreation and Park District	Beaumont-Cherry Valley Water District	Bella Vista Water District
Additions							
Contributions:							
Employer contributions - direct	\$ -	\$ -	\$ 4,000,000	\$ 77,000	\$ -	\$ 208,000	\$ 215,985
Total Additions	-	-	4,000,000	77,000	-	208,000	215,985
Deductions							
OPEB reimbursements - direct	-	-	-	-	-	-	-
Net investment and other (income)/expenses	762,663	50,191	10,563,203	144,433	69,037	193	109,165
Administrative expenses	1,449	95	19,887	285	131	1	255
Employer withdrawal	-	-	-	-	-	-	-
Total Deductions	764,112	50,286	10,583,090	144,718	69,168	194	109,420
Net Increase (Decrease)	(764,112)	(50,286)	(6,583,090)	(67,718)	(69,168)	207,806	106,565
Net Position Restricted for OPEB Benefits							
Beginning of year	5,710,090	374,844	74,714,242	1,061,907	516,145	-	1,002,110
End of year	\$ 4,945,978	\$ 324,558	\$ 68,131,152	\$ 994,189	\$ 446,977	\$ 207,806	\$ 1,108,675

**California Public Employees' Retirement System
California Employers' Retiree Benefit Trust
Supplementary Schedule the Contributions and Reimbursements Outside the Trust
As of and for the Year Ended June 30, 2022
(unaudited)**

Employer Name	Barstow Community College District	Barstow Fire Protection District	Bay Area Air Quality Management District	Bay Area Water Supply and Conservation Agency	Beaumont-Cherry Valley Recreation and Park District	Beaumont-Cherry Valley Water District	Bella Vista Water District
Employer contributions outside of trust	\$ 94,222	\$ 45,608	\$ 3,574,371	\$ 27,257	\$ 3,455	\$ 43,103	\$ 217,063
OPEB reimbursements outside of trust	94,222	45,608	3,574,371	27,257	3,455	43,103	217,063

(Continued)

**California Public Employees' Retirement System
California Employers' Retiree Benefit Trust
Schedule of Changes in Fiduciary Net Position by Employer
As of and for the Year Ended June 30, 2022**

Employer Name	Belmont Fire Protection District	Belmont-San Carlos Fire Department	Big Bear Area Regional Wastewater Agency	Big Bear City Airport District	Big Bear City Community Services District	Bonita-Sunnyside Fire Protection District	Border Coast Regional Airport Authority
Additions							
Contributions:							
Employer contributions - direct	\$ -	\$ -	\$ -	\$ 200,000	\$ 142,567	\$ -	\$ -
Total Additions	-	-	-	200,000	142,567	-	-
Deductions							
OPEB reimbursements - direct	-	-	-	-	-	-	-
Net investment and other (income)/expenses	278,843	299,127	395,399	(1,122)	580,315	240,415	35,606
Administrative expenses	621	566	748	2	1,102	567	72
Employer withdrawal	-	-	-	-	-	-	-
Total Deductions	279,464	299,693	396,147	(1,120)	581,417	240,982	35,678
Net Increase (Decrease)	(279,464)	(299,693)	(396,147)	201,120	(438,850)	(240,982)	(35,678)
Net Position Restricted for OPEB Benefits							
Beginning of year	2,448,983	2,235,110	2,954,117	736	4,347,014	2,234,544	283,104
End of year	\$ 2,169,519	\$ 1,935,417	\$ 2,557,970	\$ 201,856	\$ 3,908,164	\$ 1,993,562	\$ 247,426

**California Public Employees' Retirement System
California Employers' Retiree Benefit Trust
Supplementary Schedule the Contributions and Reimbursements Outside the Trust
As of and for the Year Ended June 30, 2022
(unaudited)**

Employer Name	Belmont Fire Protection District	Belmont-San Carlos Fire Department	Big Bear Area Regional Wastewater Agency	Big Bear City Airport District	Big Bear City Community Services District	Bonita-Sunnyside Fire Protection District	Border Coast Regional Airport Authority
Employer contributions outside of trust	\$ 89,085	\$ 242,908	\$ 233,129	\$ 59,102	\$ 789,685	\$ 141,937	\$ -
OPEB reimbursements outside of trust	89,085	242,908	233,129	59,102	789,685	141,937	-

(Continued)

**California Public Employees' Retirement System
California Employers' Retiree Benefit Trust
Schedule of Changes in Fiduciary Net Position by Employer
As of and for the Year Ended June 30, 2022**

Employer Name	Brooktrails Township Community Services District	Buena Park Library District	Burlingame School District	Butte County Air Quality Management District	Butte County Association of Governments	Butte County Superior Court	Butte-Glenn Community College District
Additions							
Contributions:							
Employer contributions - direct	\$ -	\$ -	\$ 1,000,000	\$ 19,794	\$ 100,000	\$ -	\$ 1,025,438
Total Additions	-	-	1,000,000	19,794	100,000	-	1,025,438
Deductions							
OPEB reimbursements - direct	-	-	-	-	-	-	-
Net investment and other (income)/expenses	6,494	375,846	-	19,724	43,889	445,663	5,182,833
Administrative expenses	12	711	-	39	73	1,052	10,112
Employer withdrawal	-	-	-	-	-	-	-
Total Deductions	6,506	376,557	-	19,763	43,962	446,715	5,192,945
Net Increase (Decrease)	(6,506)	(376,557)	1,000,000	31	56,038	(446,715)	(4,167,507)
Net Position Restricted for OPEB Benefits							
Beginning of year	48,521	2,808,030	-	153,140	260,836	4,143,042	39,427,525
End of year	\$ 42,015	\$ 2,431,473	\$ 1,000,000	\$ 153,171	\$ 316,874	\$ 3,696,327	\$ 35,260,018

**California Public Employees' Retirement System
California Employers' Retiree Benefit Trust
Supplementary Schedule the Contributions and Reimbursements Outside the Trust
As of and for the Year Ended June 30, 2022
(unaudited)**

Employer Name	Brooktrails Township Community Services District	Buena Park Library District	Burlingame School District	Butte County Air Quality Management District	Butte County Association of Governments	Butte County Superior Court	Butte-Glenn Community College District
Employer contributions outside of trust	\$ 13,176	\$ 126,628	\$ 296,651	\$ 70,684	\$ 14,009	\$ 226,547	\$ 1,816,387
OPEB reimbursements outside of trust	13,176	126,628	296,651	70,684	14,009	226,547	1,816,387

(Continued)

**California Public Employees' Retirement System
California Employers' Retiree Benefit Trust
Schedule of Changes in Fiduciary Net Position by Employer
As of and for the Year Ended June 30, 2022**

Employer Name	Byron-Bethany Irrigation District	Cabrillo Joint Community College District	Calaveras Public Utility District	California Authority of Racing Fairs	California Fair Services Authority	California Fairs Financing Authority	Calleguas Municipal Water District
Additions							
Contributions:							
Employer contributions - direct	\$ 200,000	\$ 985,557	\$ -	\$ -	\$ 43,116	\$ -	\$ 389,000
Total Additions	200,000	985,557	-	-	43,116	-	389,000
Deductions							
OPEB reimbursements - direct	-	-	-	30,218	-	-	-
Net investment and other (income)/expenses	260,249	1,171,559	162,686	198,283	735,337	95,521	1,491,274
Administrative expenses	472	2,291	308	403	1,390	225	2,992
Employer withdrawal	-	-	-	-	-	-	-
Total Deductions	260,721	1,173,850	162,994	228,904	736,727	95,746	1,494,266
Net Increase (Decrease)	(60,721)	(188,293)	(162,994)	(228,904)	(693,611)	(95,746)	(1,105,266)
Net Position Restricted for OPEB Benefits							
Beginning of year	1,817,114	8,902,340	1,215,419	1,605,413	5,449,063	888,978	11,825,929
End of year	\$ 1,756,393	\$ 8,714,047	\$ 1,052,425	\$ 1,376,509	\$ 4,755,452	\$ 793,232	\$ 10,720,663

**California Public Employees' Retirement System
California Employers' Retiree Benefit Trust
Supplementary Schedule the Contributions and Reimbursements Outside the Trust
As of and for the Year Ended June 30, 2022
(unaudited)**

Employer Name	Byron-Bethany Irrigation District	Cabrillo Joint Community College District	Calaveras Public Utility District	California Authority of Racing Fairs	California Fair Services Authority	California Fairs Financing Authority	Calleguas Municipal Water District
Employer contributions outside of trust	\$ 376,127	\$ 1,232,221	\$ 63,000	\$ 14,361	\$ 349,926	\$ 127,702	\$ 403,000
OPEB reimbursements outside of trust	376,127	1,232,221	63,000	14,361	349,926	127,702	403,000

(Continued)

**California Public Employees' Retirement System
California Employers' Retiree Benefit Trust
Schedule of Changes in Fiduciary Net Position by Employer
As of and for the Year Ended June 30, 2022**

Employer Name	Camarillo Health Care District	Campbell Union Elementary School District	Capitol Area Development Authority	Carmichael Water District	Casitas Municipal Water District	Castro Valley Sanitary District	Castroville Community Services District
Additions							
Contributions:							
Employer contributions - direct	\$ -	\$ 1,000,000	\$ 210,367	\$ 200,000	\$ -	\$ -	\$ 19,000
Total Additions	-	1,000,000	210,367	200,000	-	-	19,000
Deductions							
OPEB reimbursements - direct	-	-	-	-	-	-	-
Net investment and other (income)/expenses	286,399	1,509,712	692,798	392,484	173,976	168,140	49,000
Administrative expenses	542	2,871	1,306	719	411	318	90
Employer withdrawal	-	-	-	-	-	-	-
Total Deductions	286,941	1,512,583	694,104	393,203	174,387	168,458	49,090
Net Increase (Decrease)	(286,941)	(512,583)	(483,737)	(193,203)	(174,387)	(168,458)	(30,090)
Net Position Restricted for OPEB Benefits							
Beginning of year	2,139,717	11,310,795	5,151,121	2,804,497	1,616,584	1,256,052	346,119
End of year	\$ 1,852,776	\$ 10,798,212	\$ 4,667,384	\$ 2,611,294	\$ 1,442,197	\$ 1,087,594	\$ 316,029

**California Public Employees' Retirement System
California Employers' Retiree Benefit Trust
Supplementary Schedule the Contributions and Reimbursements Outside the Trust
As of and for the Year Ended June 30, 2022
(unaudited)**

Employer Name	Camarillo Health Care District	Campbell Union Elementary School District	Capitol Area Development Authority	Carmichael Water District	Casitas Municipal Water District	Castro Valley Sanitary District	Castroville Community Services District
Employer contributions outside of trust	\$ 77,326	\$ 860,683	\$ 207,049	\$ 198,131	\$ 579,861	\$ 80,383	\$ -
OPEB reimbursements outside of trust	77,326	860,683	207,049	198,131	579,861	80,383	-

(Continued)

**California Public Employees' Retirement System
California Employers' Retiree Benefit Trust
Schedule of Changes in Fiduciary Net Position by Employer
As of and for the Year Ended June 30, 2022**

Employer Name	Center Unified School District	Central Basin Municipal Water District	Central County Fire Department	Central Fire Protection District of Santa Cruz County	Central Marin Police Authority	Central Marin Sanitation Agency	Chino Valley Independent Fire District
Additions							
Contributions:							
Employer contributions - direct	\$ 1,000,000	\$ 200,400	\$ 403,250	\$ 622,406	\$ -	\$ -	\$ 341,136
Total Additions	1,000,000	200,400	403,250	622,406	-	-	341,136
Deductions							
OPEB reimbursements - direct	-	-	-	-	-	176,305	-
Net investment and other (income)/expenses	133,991	456,179	1,579,013	625,289	64,147	479,023	1,143,995
Administrative expenses	184	917	2,986	1,083	129	923	2,165
Employer withdrawal	-	-	-	-	-	-	-
Total Deductions	134,175	457,096	1,581,999	626,372	64,276	656,251	1,146,160
Net Increase (Decrease)	865,825	(256,696)	(1,178,749)	(3,966)	(64,276)	(656,251)	(805,024)
Net Position Restricted for OPEB Benefits							
Beginning of year	552,458	3,626,390	11,789,255	4,057,230	509,989	3,684,871	8,547,976
End of year	\$ 1,418,283	\$ 3,369,694	\$ 10,610,506	\$ 4,053,264	\$ 445,713	\$ 3,028,620	\$ 7,742,952

**California Public Employees' Retirement System
California Employers' Retiree Benefit Trust
Supplementary Schedule the Contributions and Reimbursements Outside the Trust
As of and for the Year Ended June 30, 2022
(unaudited)**

Employer Name	Center Unified School District	Central Basin Municipal Water District	Central County Fire Department	Central Fire Protection District of Santa Cruz County	Central Marin Police Authority	Central Marin Sanitation Agency	Chino Valley Independent Fire District
Employer contributions outside of trust	\$ 401,349	\$ 360,732	\$ 960,750	\$ 1,191,567	\$ 750,404	\$ 29,556	\$ 638,864
OPEB reimbursements outside of trust	401,349	360,732	960,750	1,191,567	750,404	29,556	638,864

(Continued)

**California Public Employees' Retirement System
California Employers' Retiree Benefit Trust
Schedule of Changes in Fiduciary Net Position by Employer
As of and for the Year Ended June 30, 2022**

Employer Name	Chula Vista Elementary School District	Citrus Heights Water District	City of Agoura Hills	City of American Canyon	City of Anaheim	City of Antioch	City of Arcadia
Additions							
Contributions:							
Employer contributions - direct	\$ -	\$ 135,300	\$ 181,331	\$ 331,700	\$ -	\$ 1,360,035	\$ 1,200,000
Total Additions	-	135,300	181,331	331,700	-	1,360,035	1,200,000
Deductions							
OPEB reimbursements - direct	1,326,770	-	91,276	-	-	-	-
Net investment and other (income)/expenses	2,506,612	64,616	414,086	1,005,664	16,677,991	2,860,073	1,249,898
Administrative expenses	4,902	130	765	1,901	31,561	5,253	2,302
Employer withdrawal	-	-	-	-	-	-	-
Total Deductions	3,838,284	64,746	506,127	1,007,565	16,709,552	2,865,326	1,252,200
Net Increase (Decrease)	(3,838,284)	70,554	(324,796)	(675,865)	(16,709,552)	(1,505,291)	(52,200)
Net Position Restricted for OPEB Benefits							
Beginning of year	19,863,258	513,940	2,890,368	7,381,518	124,632,515	20,303,986	8,015,744
End of year	\$ 16,024,974	\$ 584,494	\$ 2,565,572	\$ 6,705,653	\$ 107,922,963	\$ 18,798,695	\$ 7,963,544

**California Public Employees' Retirement System
California Employers' Retiree Benefit Trust
Supplementary Schedule the Contributions and Reimbursements Outside the Trust
As of and for the Year Ended June 30, 2022
(unaudited)**

Employer Name	Chula Vista Elementary School District	Citrus Heights Water District	City of Agoura Hills	City of American Canyon	City of Anaheim	City of Antioch	City of Arcadia
Employer contributions outside of trust	\$ 1,194,146	\$ 49,186	\$ -	\$ 553,536	\$ 16,064,675	\$ 2,126,639	\$ 1,374,685
OPEB reimbursements outside of trust	1,194,146	49,186	-	553,536	16,064,675	2,126,639	1,374,685

(Continued)

**California Public Employees' Retirement System
California Employers' Retiree Benefit Trust
Schedule of Changes in Fiduciary Net Position by Employer
As of and for the Year Ended June 30, 2022**

Employer Name	City of Arcata	City of Avalon	City of Baldwin Park	City of Barstow	City of Bellflower	City of Belmont	City of Bishop
Additions							
Contributions:							
Employer contributions - direct	\$ -	\$ -	\$ 1,112,008	\$ -	\$ 336,000	\$ 232,137	\$ 246,191
Total Additions	-	-	1,112,008	-	336,000	232,137	246,191
Deductions							
OPEB reimbursements - direct	-	-	-	-	-	-	-
Net investment and other (income)/expenses	82,638	44,263	160,049	228,363	1,220,439	1,262,499	632,109
Administrative expenses	166	84	189	432	2,270	2,370	1,168
Employer withdrawal	-	-	-	-	-	-	-
Total Deductions	82,804	44,347	160,238	228,795	1,222,709	1,264,869	633,277
Net Increase (Decrease)	(82,804)	(44,347)	951,770	(228,795)	(886,709)	(1,032,732)	(387,086)
Net Position Restricted for OPEB Benefits							
Beginning of year	657,363	330,773	-	1,705,877	8,825,239	9,307,409	4,501,039
End of year	\$ 574,559	\$ 286,426	\$ 951,770	\$ 1,477,082	\$ 7,938,530	\$ 8,274,677	\$ 4,113,953

**California Public Employees' Retirement System
California Employers' Retiree Benefit Trust
Supplementary Schedule the Contributions and Reimbursements Outside the Trust
As of and for the Year Ended June 30, 2022
(unaudited)**

Employer Name	City of Arcata	City of Avalon	City of Baldwin Park	City of Barstow	City of Bellflower	City of Belmont	City of Bishop
Employer contributions outside of trust	\$ 259,516	\$ 251,824	\$ 1,337,981	\$ 903,236	\$ 526,827	\$ 827,628	\$ 666,980
OPEB reimbursements outside of trust	259,516	251,824	1,337,981	903,236	526,827	827,628	666,980

(Continued)

**California Public Employees' Retirement System
California Employers' Retiree Benefit Trust
Schedule of Changes in Fiduciary Net Position by Employer
As of and for the Year Ended June 30, 2022**

Employer Name	City of Brentwood	City of Buena Park	City of Burbank	City of Burlingame	City of Campbell	City of Capitola	City of Carlsbad
Additions							
Contributions:							
Employer contributions - direct	\$ 1,551,679	\$ 100,000	\$ 2,167,188	\$ 720,000	\$ 83,833	\$ 60,250	\$ -
Total Additions	1,551,679	100,000	2,167,188	720,000	83,833	60,250	-
Deductions							
OPEB reimbursements - direct	-	-	3,028,946	-	-	-	-
Net investment and other (income)/expenses	3,369,528	402,052	8,153,235	3,894,142	884,900	74,613	2,735,878
Administrative expenses	6,383	762	15,547	7,752	1,673	141	5,177
Employer withdrawal	-	-	-	-	-	-	-
Total Deductions	3,375,911	402,814	11,197,728	3,901,894	886,573	74,754	2,741,055
Net Increase (Decrease)	(1,824,232)	(302,814)	(9,030,540)	(3,181,894)	(802,740)	(14,504)	(2,741,055)
Net Position Restricted for OPEB Benefits							
Beginning of year	25,167,408	3,005,210	60,753,581	30,297,706	6,605,325	557,373	20,443,852
End of year	\$ 23,343,176	\$ 2,702,396	\$ 51,723,041	\$ 27,115,812	\$ 5,802,585	\$ 542,869	\$ 17,702,797

**California Public Employees' Retirement System
California Employers' Retiree Benefit Trust
Supplementary Schedule the Contributions and Reimbursements Outside the Trust
As of and for the Year Ended June 30, 2022
(unaudited)**

Employer Name	City of Brentwood	City of Buena Park	City of Burbank	City of Burlingame	City of Campbell	City of Capitola	City of Carlsbad
Employer contributions outside of trust	\$ 2,188,369	\$ 665,819	\$ -	\$ 3,756,403	\$ 539,405	\$ 99,628	\$ 1,095,532
OPEB reimbursements outside of trust	2,188,369	665,819	-	3,756,403	539,405	99,628	1,095,532

(Continued)

**California Public Employees' Retirement System
California Employers' Retiree Benefit Trust
Schedule of Changes in Fiduciary Net Position by Employer
As of and for the Year Ended June 30, 2022**

Employer Name	City of Carson	City of Cathedral City	City of Cerritos	City of Citrus Heights	City of Colusa	City of Concord	City of Corona
Additions							
Contributions:							
Employer contributions - direct	\$ -	\$ 11,788,000	\$ -	\$ 248,000	\$ 145,476	\$ 3,707,000	\$ 2,192,537
Total Additions	-	11,788,000	-	248,000	145,476	3,707,000	2,192,537
Deductions							
OPEB reimbursements - direct	-	-	-	-	102,544	4,341,760	-
Net investment and other (income)/expenses	3,382,785	1,335,161	6,880,655	495,223	337,565	5,571,232	9,320,756
Administrative expenses	6,401	1,788	16,240	893	649	10,904	17,410
Employer withdrawal	-	-	-	-	-	-	-
Total Deductions	3,389,186	1,336,949	6,896,895	496,116	440,758	9,923,896	9,338,166
Net Increase (Decrease)	(3,389,186)	10,451,051	(6,896,895)	(248,116)	(295,282)	(6,216,896)	(7,145,629)
Net Position Restricted for OPEB Benefits							
Beginning of year	25,270,069	-	63,978,419	3,402,716	2,451,154	41,146,029	68,231,791
End of year	\$ 21,880,883	\$ 10,451,051	\$ 57,081,524	\$ 3,154,600	\$ 2,155,872	\$ 34,929,133	\$ 61,086,162

**California Public Employees' Retirement System
California Employers' Retiree Benefit Trust
Supplementary Schedule the Contributions and Reimbursements Outside the Trust
As of and for the Year Ended June 30, 2022
(unaudited)**

Employer Name	City of Carson	City of Cathedral City	City of Cerritos	City of Citrus Heights	City of Colusa	City of Concord	City of Corona
Employer contributions outside of trust	\$ 3,166,978	\$ 2,065,655	\$ 2,008,901	\$ 80,283	\$ 59,823	\$ 782,601	\$ 8,567,580
OPEB reimbursements outside of trust	3,166,978	2,065,655	2,008,901	80,283	59,823	782,601	8,567,580

(Continued)

**California Public Employees' Retirement System
California Employers' Retiree Benefit Trust
Schedule of Changes in Fiduciary Net Position by Employer
As of and for the Year Ended June 30, 2022**

Employer Name	City of Daly City	City of Davis	City of Diamond Bar	City of Downey	City of Dublin	City of Eastvale	City of El Cajon
Additions							
Contributions:							
Employer contributions - direct	\$ 1,000,000	\$ -	\$ 88,000	\$ 129,729	\$ -	\$ 47,000	\$ -
Total Additions	1,000,000	-	88,000	129,729	-	47,000	-
Deductions							
OPEB reimbursements - direct	-	-	-	-	932,849	-	-
Net investment and other (income)/expenses	2,477,143	7,160,076	57,242	1,441,009	3,327,511	25,731	1,010,661
Administrative expenses	4,993	13,549	133	2,727	7,026	48	1,913
Employer withdrawal	-	-	-	-	-	-	-
Total Deductions	2,482,136	7,173,625	57,375	1,443,736	4,267,386	25,779	1,012,574
Net Increase (Decrease)	(1,482,136)	(7,173,625)	30,625	(1,314,007)	(4,267,386)	21,221	(1,012,574)
Net Position Restricted for OPEB Benefits							
Beginning of year	19,724,303	53,486,567	517,225	10,767,675	27,838,355	186,203	7,550,687
End of year	\$ 18,242,167	\$ 46,312,942	\$ 547,850	\$ 9,453,668	\$ 23,570,969	\$ 207,424	\$ 6,538,113

**California Public Employees' Retirement System
California Employers' Retiree Benefit Trust
Supplementary Schedule the Contributions and Reimbursements Outside the Trust
As of and for the Year Ended June 30, 2022
(unaudited)**

Employer Name	City of Daly City	City of Davis	City of Diamond Bar	City of Downey	City of Dublin	City of Eastvale	City of El Cajon
Employer contributions outside of trust	\$ 3,453,620	\$ 5,366,468	\$ 15,768	\$ 848,120	\$ 252,514	\$ -	\$ 960,761
OPEB reimbursements outside of trust	3,453,620	5,366,468	15,768	848,120	252,514	-	960,761

(Continued)

**California Public Employees' Retirement System
California Employers' Retiree Benefit Trust
Schedule of Changes in Fiduciary Net Position by Employer
As of and for the Year Ended June 30, 2022**

Employer Name	City of El Centro	City of El Segundo	City of Encinitas	City of Fairfield	City of Fort Bragg	City of Fremont	City of Gardena
Additions							
Contributions:							
Employer contributions - direct	\$ -	\$ -	\$ 1,005,796	\$ -	\$ 5,000	\$ 19,839,000	\$ -
Total Additions	-	-	1,005,796	-	5,000	19,839,000	-
Deductions							
OPEB reimbursements - direct	-	-	734,014	217,666	-	6,420,855	-
Net investment and other (income)/expenses	1,248,330	4,445,645	1,128,691	320,520	459,120	6,506,303	26,789
Administrative expenses	2,946	8,413	2,103	644	869	11,828	51
Employer withdrawal	-	-	-	-	-	-	-
Total Deductions	1,251,276	4,454,058	1,864,808	538,830	459,989	12,938,986	26,840
Net Increase (Decrease)	(1,251,276)	(4,454,058)	(859,012)	(538,830)	(454,989)	6,900,014	(26,840)
Net Position Restricted for OPEB Benefits							
Beginning of year	11,605,527	33,215,849	7,380,422	2,549,507	3,424,057	38,210,499	200,187
End of year	\$ 10,354,251	\$ 28,761,791	\$ 6,521,410	\$ 2,010,677	\$ 2,969,068	\$ 45,110,513	\$ 173,347

**California Public Employees' Retirement System
California Employers' Retiree Benefit Trust
Supplementary Schedule the Contributions and Reimbursements Outside the Trust
As of and for the Year Ended June 30, 2022
(unaudited)**

Employer Name	City of El Centro	City of El Segundo	City of Encinitas	City of Fairfield	City of Fort Bragg	City of Fremont	City of Gardena
Employer contributions outside of trust	\$ 305,643	\$ 3,783,000	\$ 223,008	\$ -	\$ 449,772	\$ -	\$ 2,185,000
OPEB reimbursements outside of trust	305,643	3,783,000	223,008	-	449,772	-	2,185,000

(Continued)

**California Public Employees' Retirement System
California Employers' Retiree Benefit Trust
Schedule of Changes in Fiduciary Net Position by Employer
As of and for the Year Ended June 30, 2022**

Employer Name	City of Gardena Transportation Enterprise	City of Hawaiian Gardens	City of Hayward	City of Huntington Beach	City of Huntington Park	City of Indian Wells	City of Indio
Additions							
Contributions:							
Employer contributions - direct	\$ -	\$ 300,000	\$ 4,667,885	\$ -	\$ -	\$ -	\$ -
Total Additions	-	300,000	4,667,885	-	-	-	-
Deductions							
OPEB reimbursements - direct	-	-	-	-	-	-	-
Net investment and other (income)/expenses	764,412	987,040	2,938,354	4,560,339	1,727,577	1,409,406	285,925
Administrative expenses	1,447	1,864	5,439	9,176	3,269	2,833	575
Employer withdrawal	-	-	-	-	-	-	-
Total Deductions	765,859	988,904	2,943,793	4,569,515	1,730,846	1,412,239	286,500
Net Increase (Decrease)	(765,859)	(688,904)	1,724,092	(4,569,515)	(1,730,846)	(1,412,239)	(286,500)
Net Position Restricted for OPEB Benefits							
Beginning of year	5,713,012	7,364,116	17,212,809	36,285,742	12,909,251	11,208,427	2,273,153
End of year	\$ 4,947,153	\$ 6,675,212	\$ 18,936,901	\$ 31,716,227	\$ 11,178,405	\$ 9,796,188	\$ 1,986,653

**California Public Employees' Retirement System
California Employers' Retiree Benefit Trust
Supplementary Schedule the Contributions and Reimbursements Outside the Trust
As of and for the Year Ended June 30, 2022
(unaudited)**

Employer Name	City of Gardena Transportation Enterprise	City of Hawaiian Gardens	City of Hayward	City of Huntington Beach	City of Huntington Park	City of Indian Wells	City of Indio
Employer contributions outside of trust	\$ 383,000	\$ 491,360	\$ 4,888,972	\$ 2,528,587	\$ 2,942,524	\$ 438,929	\$ 2,157,147
OPEB reimbursements outside of trust	383,000	491,360	4,888,972	2,528,587	2,942,524	438,929	2,157,147

(Continued)

**California Public Employees' Retirement System
California Employers' Retiree Benefit Trust
Schedule of Changes in Fiduciary Net Position by Employer
As of and for the Year Ended June 30, 2022**

Employer Name	City of Industry	City of Irwindale	City of La Habra	City of La Mesa	City of La Mirada	City of La Palma	City of La Puente
Additions							
Contributions:							
Employer contributions - direct	\$ -	\$ -	\$ 443,804	\$ 372,129	\$ -	\$ 308,252	\$ -
Total Additions	-	-	443,804	372,129	-	308,252	-
Deductions							
OPEB reimbursements - direct	581,279	-	-	-	701,984	-	-
Net investment and other (income)/expenses	1,838,972	899,129	593,925	889,675	3,435,208	411,687	638,762
Administrative expenses	3,509	1,701	1,124	1,627	6,968	779	1,209
Employer withdrawal	-	-	-	-	-	-	-
Total Deductions	2,423,760	900,830	595,049	891,302	4,144,160	412,466	639,971
Net Increase (Decrease)	(2,423,760)	(900,830)	(151,245)	(519,173)	(4,144,160)	(104,214)	(639,971)
Net Position Restricted for OPEB Benefits							
Beginning of year	13,788,161	6,717,741	4,436,683	6,242,334	27,617,947	2,929,401	4,774,302
End of year	\$ 11,364,401	\$ 5,816,911	\$ 4,285,438	\$ 5,723,161	\$ 23,473,787	\$ 2,825,187	\$ 4,134,331

**California Public Employees' Retirement System
California Employers' Retiree Benefit Trust
Supplementary Schedule the Contributions and Reimbursements Outside the Trust
As of and for the Year Ended June 30, 2022
(unaudited)**

Employer Name	City of Industry	City of Irwindale	City of La Habra	City of La Mesa	City of La Mirada	City of La Palma	City of La Puente
Employer contributions outside of trust	\$ 13,361	\$ 987,535	\$ 369,467	\$ 510,878	\$ 43,489	\$ 198,361	\$ 211,591
OPEB reimbursements outside of trust	13,361	987,535	369,467	510,878	43,489	198,361	211,591

(Continued)

**California Public Employees' Retirement System
California Employers' Retiree Benefit Trust
Schedule of Changes in Fiduciary Net Position by Employer
As of and for the Year Ended June 30, 2022**

Employer Name	City of La Quinta	City of Lafayette	City of Laguna Woods	City of Lancaster	City of Larkspur	City of Lathrop	City of Live Oak
Additions							
Contributions:							
Employer contributions - direct	\$ -	\$ 81,913	\$ -	\$ 1,846,515	\$ -	\$ -	\$ -
Total Additions	-	81,913	-	1,846,515	-	-	-
Deductions							
OPEB reimbursements - direct	-	-	-	-	-	268,375	-
Net investment and other (income)/expenses	257,883	74,083	15,482	2,062,879	101,230	762,258	74,210
Administrative expenses	518	137	37	4,093	204	1,453	140
Employer withdrawal	-	-	-	-	-	-	-
Total Deductions	258,401	74,220	15,519	2,066,972	101,434	1,032,086	74,350
Net Increase (Decrease)	(258,401)	7,693	(15,519)	(220,457)	(101,434)	(1,032,086)	(74,350)
Net Position Restricted for OPEB Benefits							
Beginning of year	2,051,400	529,671	143,917	14,420,652	804,786	5,767,952	554,508
End of year	\$ 1,792,999	\$ 537,364	\$ 128,398	\$ 14,200,195	\$ 703,352	\$ 4,735,866	\$ 480,158

**California Public Employees' Retirement System
California Employers' Retiree Benefit Trust
Supplementary Schedule the Contributions and Reimbursements Outside the Trust
As of and for the Year Ended June 30, 2022
(unaudited)**

Employer Name	City of La Quinta	City of Lafayette	City of Laguna Woods	City of Lancaster	City of Larkspur	City of Lathrop	City of Live Oak
Employer contributions outside of trust	\$ 94,021	\$ 15,055	\$ 5,323	\$ 1,181,090	\$ 669,163	\$ 353,945	\$ 14,711
OPEB reimbursements outside of trust	94,021	15,055	5,323	1,181,090	669,163	353,945	14,711

(Continued)

**California Public Employees' Retirement System
California Employers' Retiree Benefit Trust
Schedule of Changes in Fiduciary Net Position by Employer
As of and for the Year Ended June 30, 2022**

Employer Name	City of Livingston	City of Lodi	City of Loma Linda	City of Lompoc	City of Los Altos	City of Los Banos	City of Lynwood
Additions							
Contributions:							
Employer contributions - direct	\$ -	\$ -	\$ 31,000	\$ -	\$ 1,500,000	\$ 988,834	\$ -
Total Additions	-	-	31,000	-	1,500,000	988,834	-
Deductions							
OPEB reimbursements - direct	-	-	-	-	-	-	-
Net investment and other (income)/expenses	39,902	301,425	87,868	2,961,366	515,999	1,979,055	771,518
Administrative expenses	76	606	166	5,604	759	3,732	1,460
Employer withdrawal	-	-	-	-	-	-	-
Total Deductions	39,978	302,031	88,034	2,966,970	516,758	1,982,787	772,978
Net Increase (Decrease)	(39,978)	(302,031)	(57,034)	(2,966,970)	983,242	(993,953)	(772,978)
Net Position Restricted for OPEB Benefits							
Beginning of year	298,209	2,396,261	656,442	22,124,646	2,526,896	14,734,366	5,762,935
End of year	\$ 258,231	\$ 2,094,230	\$ 599,408	\$ 19,157,676	\$ 3,510,138	\$ 13,740,413	\$ 4,989,957

**California Public Employees' Retirement System
California Employers' Retiree Benefit Trust
Supplementary Schedule the Contributions and Reimbursements Outside the Trust
As of and for the Year Ended June 30, 2022
(unaudited)**

Employer Name	City of Livingston	City of Lodi	City of Loma Linda	City of Lompoc	City of Los Altos	City of Los Banos	City of Lynwood
Employer contributions outside of trust	\$ 242,773	\$ 1,675,690	\$ 28,032	\$ 1,223,324	\$ 142,000	\$ 1,053,697	\$ 1,635,494
OPEB reimbursements outside of trust	242,773	1,675,690	28,032	1,223,324	142,000	1,053,697	1,635,494

(Continued)

**California Public Employees' Retirement System
California Employers' Retiree Benefit Trust
Schedule of Changes in Fiduciary Net Position by Employer
As of and for the Year Ended June 30, 2022**

Employer Name	City of Malibu	City of Manhattan Beach	City of Martinez	City of Maywood	City of Menlo Park	City of Merced	City of Mill Valley
Additions							
Contributions:							
Employer contributions - direct	\$ 821,664	\$ -	\$ -	\$ -	\$ -	\$ -	\$ 438,242
Total Additions	821,664	-	-	-	-	-	438,242
Deductions							
OPEB reimbursements - direct	263,264	-	-	-	-	-	-
Net investment and other (income)/expenses	1,317,558	1,602,871	2,123,865	135,331	2,703,569	384,791	2,369,927
Administrative expenses	2,450	3,243	4,019	272	6,444	728	4,750
Employer withdrawal	-	-	-	-	-	-	-
Total Deductions	1,583,272	1,606,114	2,127,884	135,603	2,710,013	385,519	2,374,677
Net Increase (Decrease)	(761,608)	(1,606,114)	(2,127,884)	(135,603)	(2,710,013)	(385,519)	(1,936,435)
Net Position Restricted for OPEB Benefits							
Beginning of year	8,945,936	12,791,359	15,869,535	1,076,353	25,289,323	2,875,340	18,767,411
End of year	\$ 8,184,328	\$ 11,185,245	\$ 13,741,651	\$ 940,750	\$ 22,579,310	\$ 2,489,821	\$ 16,830,976

**California Public Employees' Retirement System
California Employers' Retiree Benefit Trust
Supplementary Schedule the Contributions and Reimbursements Outside the Trust
As of and for the Year Ended June 30, 2022
(unaudited)**

Employer Name	City of Malibu	City of Manhattan Beach	City of Martinez	City of Maywood	City of Menlo Park	City of Merced	City of Mill Valley
Employer contributions outside of trust	\$ 26,000	\$ 862,998	\$ 1,253,514	\$ 201,598	\$ 969,543	\$ 1,629,983	\$ 1,334,800
OPEB reimbursements outside of trust	26,000	862,998	1,253,514	201,598	969,543	1,629,983	1,334,800

(Continued)

**California Public Employees' Retirement System
California Employers' Retiree Benefit Trust
Schedule of Changes in Fiduciary Net Position by Employer
As of and for the Year Ended June 30, 2022**

Employer Name	City of Milpitas	City of Mission Viejo	City of Monterey	City of Monterey Park	City of Moorpark	City of Moreno Valley	City of Morgan Hill
Additions							
Contributions:							
Employer contributions - direct	\$ 682,866	\$ -	\$ 1,039,192	\$ 1,000,000	\$ -	\$ 951,540	\$ 4,359,007
Total Additions	682,866	-	1,039,192	1,000,000	-	951,540	4,359,007
Deductions							
OPEB reimbursements - direct	2,308,511	562,279	-	-	63,785	-	-
Net investment and other (income)/expenses	8,452,324	1,644,924	978,600	1,924,920	397,637	2,206,130	645,910
Administrative expenses	16,234	3,176	1,714	3,451	756	4,116	645
Employer withdrawal	-	-	-	-	-	-	-
Total Deductions	10,777,069	2,210,379	980,314	1,928,371	462,178	2,210,246	646,555
Net Increase (Decrease)	(10,094,203)	(2,210,379)	58,878	(928,371)	(462,178)	(1,258,706)	3,712,452
Net Position Restricted for OPEB Benefits							
Beginning of year	64,102,543	12,664,139	6,417,077	13,189,701	2,977,171	15,414,512	-
End of year	\$ 54,008,340	\$ 10,453,760	\$ 6,475,955	\$ 12,261,330	\$ 2,514,993	\$ 14,155,806	\$ 3,712,452

**California Public Employees' Retirement System
California Employers' Retiree Benefit Trust
Supplementary Schedule the Contributions and Reimbursements Outside the Trust
As of and for the Year Ended June 30, 2022
(unaudited)**

Employer Name	City of Milpitas	City of Mission Viejo	City of Monterey	City of Monterey Park	City of Moorpark	City of Moreno Valley	City of Morgan Hill
Employer contributions outside of trust	\$ 1,074,399	\$ -	\$ 770,901	\$ 1,843,000	\$ -	\$ 1,054,058	\$ 270,937
OPEB reimbursements outside of trust	1,074,399	-	770,901	1,843,000	-	1,054,058	270,937

(Continued)

**California Public Employees' Retirement System
California Employers' Retiree Benefit Trust
Schedule of Changes in Fiduciary Net Position by Employer
As of and for the Year Ended June 30, 2022**

Employer Name	City of Mountain View	City of Murrieta	City of Napa	City of Newark	City of Newport Beach	City of Norco	City of Oakland
Additions							
Contributions:							
Employer contributions - direct	\$ -	\$ -	\$ 994,117	\$ 235,674	\$ 1,453,691	\$ 400,000	\$ 15,000,000
Total Additions	-	-	994,117	235,674	1,453,691	400,000	15,000,000
Deductions							
OPEB reimbursements - direct	972,000	-	852,800	-	-	-	-
Net investment and other (income)/expenses	21,942,498	886,356	1,547,206	500,346	4,845,154	1,563,069	7,110,090
Administrative expenses	44,113	1,677	2,866	919	9,000	3,457	11,096
Employer withdrawal	-	-	-	-	-	-	-
Total Deductions	22,958,611	888,033	2,402,872	501,265	4,854,154	1,566,526	7,121,186
Net Increase (Decrease)	(22,958,611)	(888,033)	(1,408,755)	(265,591)	(3,400,463)	(1,166,526)	7,878,814
Net Position Restricted for OPEB Benefits							
Beginning of year	174,500,458	6,621,845	10,724,530	3,532,016	34,969,715	13,692,193	36,053,165
End of year	\$ 151,541,847	\$ 5,733,812	\$ 9,315,775	\$ 3,266,425	\$ 31,569,252	\$ 12,525,667	\$ 43,931,979

**California Public Employees' Retirement System
California Employers' Retiree Benefit Trust
Supplementary Schedule the Contributions and Reimbursements Outside the Trust
As of and for the Year Ended June 30, 2022
(unaudited)**

Employer Name	City of Mountain View	City of Murrieta	City of Napa	City of Newark	City of Newport Beach	City of Norco	City of Oakland
Employer contributions outside of trust	\$ 5,847,319	\$ 1,787,131	\$ 196,130	\$ 370,663	\$ 4,731,846	\$ 1,105,205	\$ 26,783,324
OPEB reimbursements outside of trust	5,847,319	1,787,131	196,130	370,663	4,731,846	1,105,205	26,783,324

(Continued)

**California Public Employees' Retirement System
California Employers' Retiree Benefit Trust
Schedule of Changes in Fiduciary Net Position by Employer
As of and for the Year Ended June 30, 2022**

Employer Name	City of Ojai	City of Ontario	City of Palm Desert	City of Palo Alto	City of Paramount	City of Pico Rivera	City of Pismo Beach
Additions							
Contributions:							
Employer contributions - direct	\$ 100,000	\$ 5,076,624	\$ 285,935	\$ 4,261,858	\$ 804,686	\$ 954,000	\$ 234,000
Total Additions	100,000	5,076,624	285,935	4,261,858	804,686	954,000	234,000
Deductions							
OPEB reimbursements - direct	-	6,462,584	-	-	-	-	-
Net investment and other (income)/expenses	118,950	24,105,673	3,022,583	22,255,820	1,099,472	978,822	665,758
Administrative expenses	205	45,405	6,034	41,543	2,070	1,813	1,216
Employer withdrawal	-	-	-	-	-	-	-
Total Deductions	119,155	30,613,662	3,028,617	22,297,363	1,101,542	980,635	666,974
Net Increase (Decrease)	(19,155)	(25,537,038)	(2,742,682)	(18,035,505)	(296,856)	(26,635)	(432,974)
Net Position Restricted for OPEB Benefits							
Beginning of year	785,518	174,614,201	23,762,792	162,807,054	8,171,484	6,284,780	4,747,363
End of year	\$ 766,363	\$ 149,077,163	\$ 21,020,110	\$ 144,771,549	\$ 7,874,628	\$ 6,258,145	\$ 4,314,389

**California Public Employees' Retirement System
California Employers' Retiree Benefit Trust
Supplementary Schedule the Contributions and Reimbursements Outside the Trust
As of and for the Year Ended June 30, 2022
(unaudited)**

Employer Name	City of Ojai	City of Ontario	City of Palm Desert	City of Palo Alto	City of Paramount	City of Pico Rivera	City of Pismo Beach
Employer contributions outside of trust	\$ 284,364	\$ 1,458,000	\$ 944,960	\$ 13,499,218	\$ 712,314	\$ 1,201,218	\$ 283,259
OPEB reimbursements outside of trust	284,364	1,458,000	944,960	13,499,218	712,314	1,201,218	283,259

(Continued)

**California Public Employees' Retirement System
California Employers' Retiree Benefit Trust
Schedule of Changes in Fiduciary Net Position by Employer
As of and for the Year Ended June 30, 2022**

Employer Name	City of Pittsburg	City of Pleasanton	City of Rancho Cordova	City of Rancho Mirage	City of Redondo Beach	City of Redwood City	City of Reedley
Additions							
Contributions:							
Employer contributions - direct	\$ 400,000	\$ -	\$ -	\$ -	\$ 2,019,544	\$ 3,448,279	\$ 89,372
Total Additions	400,000	-	-	-	2,019,544	3,448,279	89,372
Deductions							
OPEB reimbursements - direct	-	201,000	-	-	1,688,875	-	-
Net investment and other (income)/expenses	823,764	8,739,470	180,891	695,178	1,612,311	8,368,889	76,076
Administrative expenses	1,575	16,538	364	1,316	2,927	15,484	127
Employer withdrawal	-	-	-	-	-	-	-
Total Deductions	825,339	8,957,008	181,255	696,494	3,304,113	8,384,373	76,203
Net Increase (Decrease)	(425,339)	(8,957,008)	(181,255)	(696,494)	(1,284,569)	(4,936,094)	13,169
Net Position Restricted for OPEB Benefits							
Beginning of year	6,181,301	65,291,563	1,438,509	5,192,601	10,418,552	60,445,380	461,649
End of year	\$ 5,755,962	\$ 56,334,555	\$ 1,257,254	\$ 4,496,107	\$ 9,133,983	\$ 55,509,286	\$ 474,818

**California Public Employees' Retirement System
California Employers' Retiree Benefit Trust
Supplementary Schedule the Contributions and Reimbursements Outside the Trust
As of and for the Year Ended June 30, 2022
(unaudited)**

Employer Name	City of Pittsburg	City of Pleasanton	City of Rancho Cordova	City of Rancho Mirage	City of Redondo Beach	City of Redwood City	City of Reedley
Employer contributions outside of trust	\$ 2,104,959	\$ 4,066,000	\$ 25,210	\$ 479,623	\$ -	\$ 3,757,721	\$ 328,000
OPEB reimbursements outside of trust	2,104,959	4,066,000	25,210	479,623	-	3,757,721	328,000

(Continued)

**California Public Employees' Retirement System
California Employers' Retiree Benefit Trust
Schedule of Changes in Fiduciary Net Position by Employer
As of and for the Year Ended June 30, 2022**

Employer Name	City of Richmond - Richmond Police Officers Association	City of Ridgecrest	City of Rocklin	City of Rohnert Park	City of Rolling Hills	City of Sacramento	City of Salinas
Additions							
Contributions:							
Employer contributions - direct	\$ 1,975,905	\$ 169,953	\$ -	\$ -	\$ -	\$ 19,492,137	\$ 250,000
Total Additions	1,975,905	169,953	-	-	-	19,492,137	250,000
Deductions							
OPEB reimbursements - direct	-	-	-	373,000	-	10,865,315	-
Net investment and other (income)/expenses	834,231	228,017	5,403,647	2,336,205	94,448	12,255,538	599,182
Administrative expenses	1,661	422	10,226	4,697	191	22,283	1,120
Employer withdrawal	-	-	-	-	-	-	-
Total Deductions	835,892	228,439	5,413,873	2,713,902	94,639	23,143,136	600,302
Net Increase (Decrease)	1,140,013	(58,486)	(5,413,873)	(2,713,902)	(94,639)	(3,650,999)	(350,302)
Net Position Restricted for OPEB Benefits							
Beginning of year	6,308,414	1,598,098	40,368,451	18,571,628	753,149	74,807,358	4,204,222
End of year	\$ 7,448,427	\$ 1,539,612	\$ 34,954,578	\$ 15,857,726	\$ 658,510	\$ 71,156,359	\$ 3,853,920

**California Public Employees' Retirement System
California Employers' Retiree Benefit Trust
Supplementary Schedule the Contributions and Reimbursements Outside the Trust
As of and for the Year Ended June 30, 2022
(unaudited)**

Employer Name	City of Richmond - Richmond Police Officers Association	City of Ridgecrest	City of Rocklin	City of Rohnert Park	City of Rolling Hills	City of Sacramento	City of Salinas
Employer contributions outside of trust	\$ 382,892	\$ 98,181	\$ 2,177,999	\$ 1,214,000	\$ 43,174	\$ 5,183,000	\$ 1,205,133
OPEB reimbursements outside of trust	382,892	98,181	2,177,999	1,214,000	43,174	5,183,000	1,205,133

(Continued)

**California Public Employees' Retirement System
California Employers' Retiree Benefit Trust
Schedule of Changes in Fiduciary Net Position by Employer
As of and for the Year Ended June 30, 2022**

Employer Name	City of San Carlos	City of San Clemente	City of San Diego	City of San Gabriel	City of San Luis Obispo	City of San Marino	City of San Mateo
Additions							
Contributions:							
Employer contributions - direct	\$ 265,000	\$ 70,000	\$ -	\$ -	\$ 609,000	\$ 100,000	\$ 932,000
Total Additions	265,000	70,000	-	-	609,000	100,000	932,000
Deductions							
OPEB reimbursements - direct	245,033	-	1,862,794	-	-	-	-
Net investment and other (income)/expenses	534,670	190,025	17,710,428	1,050,222	1,395,486	73,079	1,364,786
Administrative expenses	1,011	372	35,909	1,987	2,640	135	2,581
Employer withdrawal	-	-	-	-	-	-	-
Total Deductions	780,714	190,397	19,609,131	1,052,209	1,398,126	73,214	1,367,367
Net Increase (Decrease)	(515,714)	(120,397)	(19,609,131)	(1,052,209)	(789,126)	26,786	(435,367)
Net Position Restricted for OPEB Benefits							
Beginning of year	4,041,128	1,443,015	141,525,458	7,844,748	10,422,798	515,785	9,265,618
End of year	\$ 3,525,414	\$ 1,322,618	\$ 121,916,327	\$ 6,792,539	\$ 9,633,672	\$ 542,571	\$ 8,830,251

**California Public Employees' Retirement System
California Employers' Retiree Benefit Trust
Supplementary Schedule the Contributions and Reimbursements Outside the Trust
As of and for the Year Ended June 30, 2022
(unaudited)**

Employer Name	City of San Carlos	City of San Clemente	City of San Diego	City of San Gabriel	City of San Luis Obispo	City of San Marino	City of San Mateo
Employer contributions outside of trust	\$ 135,799	\$ 257,606	\$ 36,105,235	\$ 1,921,124	\$ 700,367	\$ 276,989	\$ 1,139,000
OPEB reimbursements outside of trust	135,799	257,606	36,105,235	1,921,124	700,367	276,989	1,139,000

(Continued)

**California Public Employees' Retirement System
California Employers' Retiree Benefit Trust
Schedule of Changes in Fiduciary Net Position by Employer
As of and for the Year Ended June 30, 2022**

Employer Name	City of San Rafael	City of San Ramon	City of Sand City	City of Santa Fe Springs	City of Santa Monica	City of Santee	City of Seal Beach
Additions							
Contributions:							
Employer contributions - direct	\$ -	\$ -	\$ -	\$ 609,000	\$ 3,156,420	\$ -	\$ 242,948
Total Additions	-	-	-	609,000	3,156,420	-	242,948
Deductions							
OPEB reimbursements - direct	-	-	-	-	1,985,799	-	-
Net investment and other (income)/expenses	3,921,578	4,969,140	617,162	4,051,230	709,369	283,633	1,069,356
Administrative expenses	7,421	9,989	1,168	7,596	1,616	537	2,016
Employer withdrawal	-	-	-	-	-	-	-
Total Deductions	3,928,999	4,979,129	618,330	4,058,826	2,696,784	284,170	1,071,372
Net Increase (Decrease)	(3,928,999)	(4,979,129)	(618,330)	(3,449,826)	459,636	(284,170)	(828,424)
Net Position Restricted for OPEB Benefits							
Beginning of year	29,296,299	39,493,965	4,608,891	29,762,288	6,026,465	2,119,647	7,958,212
End of year	\$ 25,367,300	\$ 34,514,836	\$ 3,990,561	\$ 26,312,462	\$ 6,486,101	\$ 1,835,477	\$ 7,129,788

**California Public Employees' Retirement System
California Employers' Retiree Benefit Trust
Supplementary Schedule the Contributions and Reimbursements Outside the Trust
As of and for the Year Ended June 30, 2022
(unaudited)**

Employer Name	City of San Rafael	City of San Ramon	City of Sand City	City of Santa Fe Springs	City of Santa Monica	City of Santee	City of Seal Beach
Employer contributions outside of trust	\$ 3,153,089	\$ 2,066,526	\$ 113,367	\$ 3,566,828	\$ -	\$ 205,137	\$ 747,224
OPEB reimbursements outside of trust	3,153,089	2,066,526	113,367	3,566,828	-	205,137	747,224

(Continued)

**California Public Employees' Retirement System
California Employers' Retiree Benefit Trust
Schedule of Changes in Fiduciary Net Position by Employer
As of and for the Year Ended June 30, 2022**

Employer Name	City of Shasta Lake	City of Sierra Madre	City of Solvang	City of South Pasadena	City of South San Francisco	City of Stanton	City of Temecula
Additions							
Contributions:							
Employer contributions - direct	\$ -	\$ -	\$ 70,000	\$ 1,125,000	\$ 801,762	\$ -	\$ 53,987
Total Additions	-	-	70,000	1,125,000	801,762	-	53,987
Deductions							
OPEB reimbursements - direct	-	-	-	-	-	43,000	-
Net investment and other (income)/expenses	1,222,414	301,301	139,039	(16,528)	4,575,167	126,752	2,228,077
Administrative expenses	2,457	606	270	10	8,575	258	4,216
Employer withdrawal	-	-	-	-	-	-	-
Total Deductions	1,224,871	301,907	139,309	(16,518)	4,583,742	170,010	2,232,293
Net Increase (Decrease)	(1,224,871)	(301,907)	(69,309)	1,141,518	(3,781,980)	(170,010)	(2,178,306)
Net Position Restricted for OPEB Benefits							
Beginning of year	9,720,985	2,395,846	1,045,641	-	33,801,461	1,013,692	16,645,996
End of year	\$ 8,496,114	\$ 2,093,939	\$ 976,332	\$ 1,141,518	\$ 30,019,481	\$ 843,682	\$ 14,467,690

**California Public Employees' Retirement System
California Employers' Retiree Benefit Trust
Supplementary Schedule the Contributions and Reimbursements Outside the Trust
As of and for the Year Ended June 30, 2022
(unaudited)**

Employer Name	City of Shasta Lake	City of Sierra Madre	City of Solvang	City of South Pasadena	City of South San Francisco	City of Stanton	City of Temecula
Employer contributions outside of trust	\$ 374,514	\$ 134,288	\$ 150,385	\$ 840,059	\$ 5,331,843	\$ -	\$ 1,177,997
OPEB reimbursements outside of trust	374,514	134,288	150,385	840,059	5,331,843	-	1,177,997

(Continued)

**California Public Employees' Retirement System
California Employers' Retiree Benefit Trust
Schedule of Changes in Fiduciary Net Position by Employer
As of and for the Year Ended June 30, 2022**

Employer Name	City of Thousand Oaks	City of Torrance	City of Twentynine Palms	City of Vacaville	City of Vallejo	City of Vernon	City of West Hollywood
Additions							
Contributions:							
Employer contributions - direct	\$ 1,761,103	\$ 5,957,000	\$ -	\$ 1,335,000	\$ -	\$ 1,538,693	\$ -
Total Additions	1,761,103	5,957,000	-	1,335,000	-	1,538,693	-
Deductions							
OPEB reimbursements - direct	1,541,942	4,267,597	-	-	-	-	-
Net investment and other (income)/expenses	3,459,899	5,999,322	(83,744)	8,420,169	3,877,813	1,612,431	660,594
Administrative expenses	6,537	11,307	233	15,821	7,338	2,903	1,559
Employer withdrawal	-	-	2,685,207	-	-	-	-
Total Deductions	5,008,378	10,278,226	2,601,696	8,435,990	3,885,151	1,615,334	662,153
Net Increase (Decrease)	(3,247,275)	(4,321,226)	(2,601,696)	(7,100,990)	(3,885,151)	(76,641)	(662,153)
Net Position Restricted for OPEB Benefits							
Beginning of year	25,356,790	38,801,953	2,601,696	61,528,855	28,964,278	11,016,209	6,139,094
End of year	\$ 22,109,515	\$ 34,480,727	\$ -	\$ 54,427,865	\$ 25,079,127	\$ 10,939,568	\$ 5,476,941

**California Public Employees' Retirement System
California Employers' Retiree Benefit Trust
Supplementary Schedule the Contributions and Reimbursements Outside the Trust
As of and for the Year Ended June 30, 2022
(unaudited)**

Employer Name	City of Thousand Oaks	City of Torrance	City of Twentynine Palms	City of Vacaville	City of Vallejo	City of Vernon	City of West Hollywood
Employer contributions outside of trust	\$ 342,110	\$ -	\$ -	\$ 6,865,614	\$ 3,134,681	\$ 1,339,338	\$ 325,555
OPEB reimbursements outside of trust	342,110	-	-	6,865,614	3,134,681	1,339,338	325,555

(Continued)

**California Public Employees' Retirement System
California Employers' Retiree Benefit Trust
Schedule of Changes in Fiduciary Net Position by Employer
As of and for the Year Ended June 30, 2022**

Employer Name	City of West Sacramento	City of Westlake Village	City of Westminster	City of Yorba Linda	City of Yreka	City/County Association of Governments of San Mateo County	Clear Creek Community Services District
Additions							
Contributions:							
Employer contributions - direct	\$ -	\$ 126,333	\$ 500,000	\$ 270,000	\$ 46,264	\$ 20,823	\$ -
Total Additions	-	126,333	500,000	270,000	46,264	20,823	-
Deductions							
OPEB reimbursements - direct	-	-	-	-	-	-	-
Net investment and other (income)/expenses	3,795,600	221,488	677,356	252,164	187,519	42,312	211,031
Administrative expenses	7,183	417	1,236	432	373	85	398
Employer withdrawal	-	-	-	-	-	-	-
Total Deductions	3,802,783	221,905	678,592	252,596	187,892	42,397	211,429
Net Increase (Decrease)	(3,802,783)	(95,572)	(178,592)	17,404	(141,628)	(21,574)	(211,429)
Net Position Restricted for OPEB Benefits							
Beginning of year	28,357,855	1,645,577	4,721,970	1,633,785	1,444,348	336,636	1,572,486
End of year	\$ 24,555,072	\$ 1,550,005	\$ 4,543,378	\$ 1,651,189	\$ 1,302,720	\$ 315,062	\$ 1,361,057

**California Public Employees' Retirement System
California Employers' Retiree Benefit Trust
Supplementary Schedule the Contributions and Reimbursements Outside the Trust
As of and for the Year Ended June 30, 2022
(unaudited)**

Employer Name	City of West Sacramento	City of Westlake Village	City of Westminster	City of Yorba Linda	City of Yreka	City/County Association of Governments of San Mateo County	Clear Creek Community Services District
Employer contributions outside of trust	\$ 2,059,800	\$ 87,982	\$ 2,845,505	\$ 782,046	\$ 47,746	\$ 29,193	\$ 100,240
OPEB reimbursements outside of trust	2,059,800	87,982	2,845,505	782,046	47,746	29,193	100,240

(Continued)

**California Public Employees' Retirement System
California Employers' Retiree Benefit Trust
Schedule of Changes in Fiduciary Net Position by Employer
As of and for the Year Ended June 30, 2022**

Employer Name	Coachella Valley Mosquito and Vector Control District	Colusa County Superior Court	Compton Creek Mosquito Abatement District	Contra Costa County Public Law Library	Contra Costa Transportation Authority	Cooperative Personnel Services	Costa Mesa Sanitary District
Additions							
Contributions:							
Employer contributions - direct	\$ 312,420	\$ -	\$ -	\$ -	\$ 60,721	\$ -	\$ -
Total Additions	312,420	-	-	-	60,721	-	-
Deductions							
OPEB reimbursements - direct	-	-	-	-	179,963	148,274	-
Net investment and other (income)/expenses	651,789	65,965	16,914	115,232	848,373	1,294,390	69,896
Administrative expenses	1,201	156	32	232	1,608	2,449	132
Employer withdrawal	-	-	-	-	-	-	-
Total Deductions	652,990	66,121	16,946	115,464	1,029,944	1,445,113	70,028
Net Increase (Decrease)	(340,570)	(66,121)	(16,946)	(115,464)	(969,223)	(1,445,113)	(70,028)
Net Position Restricted for OPEB Benefits							
Beginning of year	4,721,479	612,963	126,375	916,474	6,300,997	9,672,708	521,353
End of year	\$ 4,380,909	\$ 546,842	\$ 109,429	\$ 801,010	\$ 5,331,774	\$ 8,227,595	\$ 451,325

**California Public Employees' Retirement System
California Employers' Retiree Benefit Trust
Supplementary Schedule the Contributions and Reimbursements Outside the Trust
As of and for the Year Ended June 30, 2022
(unaudited)**

Employer Name	Coachella Valley Mosquito and Vector Control District	Colusa County Superior Court	Compton Creek Mosquito Abatement District	Contra Costa County Public Law Library	Contra Costa Transportation Authority	Cooperative Personnel Services	Costa Mesa Sanitary District
Employer contributions outside of trust	\$ 72,743	\$ 31,512	\$ -	\$ 41,000	\$ 27,000	\$ 43,515	\$ 3,372
OPEB reimbursements outside of trust	72,743	31,512	-	41,000	27,000	43,515	3,372

(Continued)

**California Public Employees' Retirement System
California Employers' Retiree Benefit Trust
Schedule of Changes in Fiduciary Net Position by Employer
As of and for the Year Ended June 30, 2022**

Employer Name	Cosumnes Community Services District	County of Butte	County of Del Norte	County of Marin	County of Monterey	County of Nevada	County of Placer
Additions							
Contributions:							
Employer contributions - direct	\$ 1,110,702	\$ 2,650,000	\$ -	\$ 4,300,000	\$ 4,644,000	\$ 1,300,000	\$ 10,966,624
Total Additions	1,110,702	2,650,000	-	4,300,000	4,644,000	1,300,000	10,966,624
Deductions							
OPEB reimbursements - direct	-	1,651,409	-	-	-	-	23,342,059
Net investment and other (income)/expenses	3,606,149	1,422,432	159,983	22,418,091	9,412,980	5,677,264	70,347,710
Administrative expenses	6,717	2,761	303	42,168	17,127	10,631	133,864
Employer withdrawal	-	-	-	-	-	-	-
Total Deductions	3,612,866	3,076,602	160,286	22,460,259	9,430,107	5,687,895	93,823,633
Net Increase (Decrease)	(2,502,164)	(426,602)	(160,286)	(18,160,259)	(4,786,107)	(4,387,895)	(82,857,009)
Net Position Restricted for OPEB Benefits							
Beginning of year	26,146,405	10,259,611	1,197,345	165,894,241	66,600,276	41,521,330	524,637,558
End of year	\$ 23,644,241	\$ 9,833,009	\$ 1,037,059	\$ 147,733,982	\$ 61,814,169	\$ 37,133,435	\$ 441,780,549

**California Public Employees' Retirement System
California Employers' Retiree Benefit Trust
Supplementary Schedule the Contributions and Reimbursements Outside the Trust
As of and for the Year Ended June 30, 2022
(unaudited)**

Employer Name	Cosumnes Community Services District	County of Butte	County of Del Norte	County of Marin	County of Monterey	County of Nevada	County of Placer
Employer contributions outside of trust	\$ 2,894,876	\$ 2,402,822	\$ 1,417,134	\$ 15,538,983	\$ 3,641,096	\$ 2,820,686	-
OPEB reimbursements outside of trust	2,894,876	2,402,822	1,417,134	15,538,983	3,641,096	2,820,686	-

(Continued)

**California Public Employees' Retirement System
California Employers' Retiree Benefit Trust
Schedule of Changes in Fiduciary Net Position by Employer
As of and for the Year Ended June 30, 2022**

Employer Name	County of Riverside	County of San Benito	County of San Luis Obispo	County of San Mateo	County of Santa Clara	County School Service Sacramento County Schools	County Superintendent of Schools Office - Riverside County Schools
Additions							
Contributions:							
Employer contributions - direct	\$ 14,490,000	\$ -	\$ 704,000	\$ 18,706,035	\$ 39,417,305	\$ -	\$ -
Total Additions	14,490,000	-	704,000	18,706,035	39,417,305	-	-
Deductions							
OPEB reimbursements - direct	-	-	-	15,773,201	-	-	5,150,853
Net investment and other (income)/expenses	11,667,691	(256,044)	3,853,587	53,815,072	218,939,586	9,462,913	15,461,703
Administrative expenses	20,129	408	7,217	107,472	409,924	17,907	29,490
Employer withdrawal	-	15,568,190	-	-	-	-	-
Total Deductions	11,687,820	15,312,554	3,860,804	69,695,745	219,349,510	9,480,820	20,642,046
Net Increase (Decrease)	2,802,180	(15,312,554)	(3,156,804)	(50,989,710)	(179,932,205)	(9,480,820)	(20,642,046)
Net Position Restricted for OPEB Benefits							
Beginning of year	73,626,287	15,312,554	28,077,060	424,170,252	1,600,252,747	70,709,681	115,914,517
End of year	\$ 76,428,467	\$ -	\$ 24,920,256	\$ 373,180,542	\$ 1,420,320,542	\$ 61,228,861	\$ 95,272,471

**California Public Employees' Retirement System
California Employers' Retiree Benefit Trust
Supplementary Schedule the Contributions and Reimbursements Outside the Trust
As of and for the Year Ended June 30, 2022
(unaudited)**

Employer Name	County of Riverside	County of San Benito	County of San Luis Obispo	County of San Mateo	County of Santa Clara	County School Service Sacramento County Schools	County Superintendent of Schools Office - Riverside County Schools
Employer contributions outside of trust	\$ 10,574,698	\$ -	\$ 3,757,604	\$ 8,234,829	\$ 102,087,674	\$ 3,032,207	\$ 1,057,036
OPEB reimbursements outside of trust	10,574,698	-	3,757,604	8,234,829	102,087,674	3,032,207	1,057,036

(Continued)

**California Public Employees' Retirement System
California Employers' Retiree Benefit Trust
Schedule of Changes in Fiduciary Net Position by Employer
As of and for the Year Ended June 30, 2022**

Employer Name	CRA/LA, A Designated Local Authority	Crescenta Valley Water District	Crestline-Lake Arrowhead Water Agency	CSAC Excess Insurance Authority	Cucamonga Valley Water District	Dehesa Elementary School District	Del Mar Union Elementary School District
Additions							
Contributions:							
Employer contributions - direct	\$ 1,700,000	\$ -	\$ 46,198	\$ 111,249	\$ 1,580,000	\$ 100,000	\$ 100,000
Total Additions	1,700,000	-	46,198	111,249	1,580,000	100,000	100,000
Deductions							
OPEB reimbursements - direct	-	-	-	-	-	-	-
Net investment and other (income)/expenses	4,668,832	106,844	169,713	219,639	2,006,439	8,286	202,358
Administrative expenses	9,342	202	321	416	3,635	5	383
Employer withdrawal	-	-	-	-	-	-	-
Total Deductions	4,678,174	107,046	170,034	220,055	2,010,074	8,291	202,741
Net Increase (Decrease)	(2,978,174)	(107,046)	(123,836)	(108,806)	(430,074)	91,709	(102,741)
Net Position Restricted for OPEB Benefits							
Beginning of year	35,338,113	798,333	1,267,848	1,640,528	13,513,099	-	1,512,193
End of year	\$ 32,359,939	\$ 691,287	\$ 1,144,012	\$ 1,531,722	\$ 13,083,025	\$ 91,709	\$ 1,409,452

**California Public Employees' Retirement System
California Employers' Retiree Benefit Trust
Supplementary Schedule the Contributions and Reimbursements Outside the Trust
As of and for the Year Ended June 30, 2022
(unaudited)**

Employer Name	CRA/LA, A Designated Local Authority	Crescenta Valley Water District	Crestline-Lake Arrowhead Water Agency	CSAC Excess Insurance Authority	Cucamonga Valley Water District	Dehesa Elementary School District	Del Mar Union Elementary School District
Employer contributions outside of trust	\$ 2,194,660	\$ 291,248	\$ 118,901	\$ 56,978	\$ 863,620	\$ 2,224	\$ 503,487
OPEB reimbursements outside of trust	2,194,660	291,248	118,901	56,978	863,620	2,224	503,487

(Continued)

**California Public Employees' Retirement System
California Employers' Retiree Benefit Trust
Schedule of Changes in Fiduciary Net Position by Employer
As of and for the Year Ended June 30, 2022**

Employer Name	Del Norte Solid Waste Management Authority	Del Paso Manor Water District	Del Puerto Water District	Delta Mosquito and Vector Control District	Denair Community Services District	Diablo Water District	Diamond Springs/El Dorado Fire Protection District
Additions							
Contributions:							
Employer contributions - direct	\$ 280,000	\$ -	\$ 34,493	\$ -	\$ 37,815	\$ -	\$ 140,000
Total Additions	280,000	-	34,493	-	37,815	-	140,000
Deductions							
OPEB reimbursements - direct	-	-	10,553	-	-	62,501	-
Net investment and other (income)/expenses	154,083	109,551	118,368	91,778	179,344	169,455	300,791
Administrative expenses	262	207	235	185	356	324	595
Employer withdrawal	-	-	-	-	-	-	-
Total Deductions	154,345	109,758	129,156	91,963	179,700	232,280	301,386
Net Increase (Decrease)	125,655	(109,758)	(94,663)	(91,963)	(141,885)	(232,280)	(161,386)
Net Position Restricted for OPEB Benefits							
Beginning of year	867,003	818,605	921,021	729,882	1,401,447	1,273,246	2,346,776
End of year	\$ 992,658	\$ 708,847	\$ 826,358	\$ 637,919	\$ 1,259,562	\$ 1,040,966	\$ 2,185,390

**California Public Employees' Retirement System
California Employers' Retiree Benefit Trust
Supplementary Schedule the Contributions and Reimbursements Outside the Trust
As of and for the Year Ended June 30, 2022
(unaudited)**

Employer Name	Del Norte Solid Waste Management Authority	Del Paso Manor Water District	Del Puerto Water District	Delta Mosquito and Vector Control District	Denair Community Services District	Diablo Water District	Diamond Springs/El Dorado Fire Protection District
Employer contributions outside of trust	\$ 56,077	\$ 76,557	\$ 178	\$ 15,182	\$ 43,723	\$ 13,000	\$ 474,276
OPEB reimbursements outside of trust	56,077	76,557	178	15,182	43,723	13,000	474,276

(Continued)

**California Public Employees' Retirement System
California Employers' Retiree Benefit Trust
Schedule of Changes in Fiduciary Net Position by Employer
As of and for the Year Ended June 30, 2022**

Employer Name	Dublin San Ramon Services District	East Bay Dischargers Authority	East Bay Regional Park District	East Palo Alto Sanitary District	East Valley Water District	Eastern Municipal Water District	Eden Area ROP
Additions							
Contributions:							
Employer contributions - direct	\$ -	\$ -	\$ 3,378,337	\$ -	\$ 348,363	\$ -	\$ -
Total Additions	-	-	3,378,337	-	348,363	-	-
Deductions							
OPEB reimbursements - direct	1,369,742	63,622	2,162,155	-	-	5,833,524	-
Net investment and other (income)/expenses	4,275,538	117,029	11,722,319	207,000	181,190	11,789,401	96,790
Administrative expenses	8,677	225	21,883	392	359	32,552	228
Employer withdrawal	-	-	-	-	-	117,186,877	-
Total Deductions	5,653,957	180,876	13,906,357	207,392	181,549	134,842,354	97,018
Net Increase (Decrease)	(5,653,957)	(180,876)	(10,528,020)	(207,392)	166,814	(134,842,354)	(97,018)
Net Position Restricted for OPEB Benefits							
Beginning of year	34,173,909	881,505	84,851,989	1,546,551	1,414,040	134,842,354	899,527
End of year	\$ 28,519,952	\$ 700,629	\$ 74,323,969	\$ 1,339,159	\$ 1,580,854	\$ -	\$ 802,509

**California Public Employees' Retirement System
California Employers' Retiree Benefit Trust
Supplementary Schedule the Contributions and Reimbursements Outside the Trust
As of and for the Year Ended June 30, 2022
(unaudited)**

Employer Name	Dublin San Ramon Services District	East Bay Dischargers Authority	East Bay Regional Park District	East Palo Alto Sanitary District	East Valley Water District	Eastern Municipal Water District	Eden Area ROP
Employer contributions outside of trust	\$ -	\$ -	\$ 837,674	\$ 83,907	\$ 207,859	\$ -	\$ 30,695
OPEB reimbursements outside of trust	-	-	837,674	83,907	207,859	-	30,695

(Continued)

**California Public Employees' Retirement System
California Employers' Retiree Benefit Trust
Schedule of Changes in Fiduciary Net Position by Employer
As of and for the Year Ended June 30, 2022**

Employer Name	El Dorado County Superior Court (Restated)	El Dorado County Transit Authority	El Dorado County Transportation Commission	El Dorado Hills Community Services District	El Dorado Hills County Water District	El Dorado Irrigation District	Encina Wastewater Authority
Additions							
Contributions:							
Employer contributions - direct	\$ 160,000	\$ 105,030	\$ -	\$ -	\$ 300,000	\$ -	\$ 183,000
Total Additions	160,000	105,030	-	-	300,000	-	183,000
Deductions							
OPEB reimbursements - direct	-	-	1,752	-	-	-	-
Net investment and other (income)/expenses	35,512	94,135	18,334	376,548	1,539,524	1,837,242	139,379
Administrative expenses	70	174	35	713	2,883	3,477	255
Employer withdrawal	-	-	-	-	-	-	-
Total Deductions	35,582	94,309	20,121	377,261	1,542,407	1,840,719	139,634
Net Increase (Decrease)	124,418	10,721	(20,121)	(377,261)	(1,242,407)	(1,840,719)	43,366
Net Position Restricted for OPEB Benefits							
Beginning of year, as previously reported	438,770	667,040	137,037	2,813,560	11,153,711	13,727,249	913,255
Error Correction	(160,000)						
Beginning of year, as restated	278,770						
End of year	\$ 403,188	\$ 677,761	\$ 116,916	\$ 2,436,299	\$ 9,911,304	\$ 11,886,530	\$ 956,621

**California Public Employees' Retirement System
California Employers' Retiree Benefit Trust
Supplementary Schedule the Contributions and Reimbursements Outside the Trust
As of and for the Year Ended June 30, 2022
(unaudited)**

Employer Name	El Dorado County Superior Court	El Dorado County Transit Authority	El Dorado County Transportation Commission	El Dorado Hills Community Services District	El Dorado Hills County Water District	El Dorado Irrigation District	Encina Wastewater Authority
Employer contributions outside of trust	\$ 149,935	\$ 17,406	\$ 2,548	\$ 241,404	\$ 897,311	\$ 1,988,182	\$ 72,110
OPEB reimbursements outside of trust	149,935	17,406	2,548	241,404	897,311	1,988,182	72,110

(Continued)

**California Public Employees' Retirement System
California Employers' Retiree Benefit Trust
Schedule of Changes in Fiduciary Net Position by Employer
As of and for the Year Ended June 30, 2022**

Employer Name	Enterprise Elementary School District	Fair Oaks Recreation & Park District	Fairfield-Suisun Sewer District	Fairfield-Suisun Unified School District	Fallbrook Union High School District	Fern Valley Water District	First 5 Contra Costa
Additions							
Contributions:							
Employer contributions - direct	\$ -	\$ 50,000	\$ 200,608	\$ 4,000,000	\$ -	\$ -	-
Total Additions	-	50,000	200,608	4,000,000	-	-	-
Deductions							
OPEB reimbursements - direct	-	-	-	-	-	-	39,554
Net investment and other (income)/expenses	313,948	7,820	1,106,408	486,471	35,273	158,361	148,102
Administrative expenses	580	14	2,083	388	82	318	300
Employer withdrawal	-	-	-	-	-	-	-
Total Deductions	314,528	7,834	1,108,491	486,859	35,355	158,679	187,956
Net Increase (Decrease)	(314,528)	42,166	(907,883)	3,513,141	(35,355)	(158,679)	(187,956)
Net Position Restricted for OPEB Benefits							
Beginning of year	2,124,826	49,078	8,200,432	-	324,500	1,259,300	1,182,452
End of year	\$ 1,810,298	\$ 91,244	\$ 7,292,549	\$ 3,513,141	\$ 289,145	\$ 1,100,621	\$ 994,496

**California Public Employees' Retirement System
California Employers' Retiree Benefit Trust
Supplementary Schedule the Contributions and Reimbursements Outside the Trust
As of and for the Year Ended June 30, 2022
(unaudited)**

Employer Name	Enterprise Elementary School District	Fair Oaks Recreation & Park District	Fairfield-Suisun Sewer District	Fairfield-Suisun Unified School District	Fallbrook Union High School District	Fern Valley Water District	First 5 Contra Costa
Employer contributions outside of trust	\$ 244,151	\$ 69,593	\$ 482,706	\$ 2,247,372	\$ 358,015	\$ 67,000	\$ 23,779
OPEB reimbursements outside of trust	244,151	69,593	482,706	2,247,372	358,015	67,000	23,779

(Continued)

**California Public Employees' Retirement System
California Employers' Retiree Benefit Trust
Schedule of Changes in Fiduciary Net Position by Employer
As of and for the Year Ended June 30, 2022**

Employer Name	First 5 Del Norte	First 5 San Benito	Florin Resource Conservation District Elk Grove Water Works	Foothill DeAnza Community College District	Foresthil Public Utility District	Franklin Elementary School District	Fremont Union High School District
Additions							
Contributions:							
Employer contributions - direct	\$ -	\$ -	\$ 107,905	\$ 1,500,000	\$ -	\$ 30,000	\$ 1,547,125
Total Additions	-	-	107,905	1,500,000	-	30,000	1,547,125
Deductions							
OPEB reimbursements - direct	-	-	-	-	-	-	-
Net investment and other (income)/expenses	21,840	83,450	526,575	4,739,390	34,583	21,297	502,160
Administrative expenses	41	158	1,000	8,705	65	37	754
Employer withdrawal	-	-	-	-	-	-	-
Total Deductions	21,881	83,608	527,575	4,748,095	34,648	21,334	502,914
Net Increase (Decrease)	(21,881)	(83,608)	(419,670)	(3,248,095)	(34,648)	8,666	1,044,211
Net Position Restricted for OPEB Benefits							
Beginning of year	163,165	623,565	3,946,401	33,496,009	258,404	124,686	2,082,666
End of year	\$ 141,284	\$ 539,957	\$ 3,526,731	\$ 30,247,914	\$ 223,756	\$ 133,352	\$ 3,126,877

**California Public Employees' Retirement System
California Employers' Retiree Benefit Trust
Supplementary Schedule the Contributions and Reimbursements Outside the Trust
As of and for the Year Ended June 30, 2022
(unaudited)**

Employer Name	First 5 Del Norte	First 5 San Benito	Florin Resource Conservation District Elk Grove Water Works	Foothill DeAnza Community College District	Foresthil Public Utility District	Franklin Elementary School District	Fremont Union High School District
Employer contributions outside of trust	\$ -	\$ 24,226	\$ 149,231	\$ 7,403,972	\$ 14,400	\$ 30,192	\$ 2,271,800
OPEB reimbursements outside of trust	-	24,226	149,231	7,403,972	14,400	30,192	2,271,800

(Continued)

**California Public Employees' Retirement System
California Employers' Retiree Benefit Trust
Schedule of Changes in Fiduciary Net Position by Employer
As of and for the Year Ended June 30, 2022**

Employer Name	Fresno County Law Library	Fresno Unified School District	Georgetown Fire Protection District	Glendale Community College District	Glenn County Superior Court	Gold Coast Transit	Golden Sierra Job Training Agency
Additions							
Contributions:							
Employer contributions - direct	\$ -	\$ 3,500,000	\$ -	\$ 265,348	\$ 125,035	\$ -	\$ -
Total Additions	-	3,500,000	-	265,348	125,035	-	-
Deductions							
OPEB reimbursements - direct	-	-	-	-	-	-	-
Net investment and other (income)/expenses	66,567	9,013,017	22,355	1,594,467	102,029	116,669	282,450
Administrative expenses	126	17,848	45	3,205	241	221	568
Employer withdrawal	-	-	-	-	-	-	-
Total Deductions	66,693	9,030,865	22,400	1,597,672	102,270	116,890	283,018
Net Increase (Decrease)	(66,693)	(5,530,865)	(22,400)	(1,332,324)	22,765	(116,890)	(283,018)
Net Position Restricted for OPEB Benefits							
Beginning of year	497,473	69,404,081	177,814	12,680,687	948,365	871,476	2,245,959
End of year	\$ 430,780	\$ 63,873,216	\$ 155,414	\$ 11,348,363	\$ 971,130	\$ 754,586	\$ 1,962,941

**California Public Employees' Retirement System
California Employers' Retiree Benefit Trust
Supplementary Schedule the Contributions and Reimbursements Outside the Trust
As of and for the Year Ended June 30, 2022
(unaudited)**

Employer Name	Fresno County Law Library	Fresno Unified School District	Georgetown Fire Protection District	Glendale Community College District	Glenn County Superior Court	Gold Coast Transit	Golden Sierra Job Training Agency
Employer contributions outside of trust	\$ 10,000	\$ 32,704,642	\$ 66,900	\$ 1,137,962	\$ 170,428	\$ 24,785	\$ 147,425
OPEB reimbursements outside of trust	10,000	32,704,642	66,900	1,137,962	170,428	24,785	147,425

(Continued)

**California Public Employees' Retirement System
California Employers' Retiree Benefit Trust
Schedule of Changes in Fiduciary Net Position by Employer
As of and for the Year Ended June 30, 2022**

Employer Name	Goleta Sanitary District	Greater Los Angeles County Vector Control District	Grossmont Healthcare District	Grossmont Union High School District	Groveland Community Services District	Hartnell Community College District	Helix Water District
Additions							
Contributions:							
Employer contributions - direct	\$ 200,471	\$ 600,000	\$ -	\$ -	\$ -	\$ 1,108,700	\$ 628,000
Total Additions	200,471	600,000	-	-	-	1,108,700	628,000
Deductions							
OPEB reimbursements - direct	-	-	231,777	-	-	-	-
Net investment and other (income)/expenses	584,514	1,134,580	435,534	1,010,671	138,799	937,175	2,999,800
Administrative expenses	1,092	2,147	834	2,385	328	1,782	5,675
Employer withdrawal	-	-	-	-	-	-	-
Total Deductions	585,606	1,136,727	668,145	1,013,056	139,127	938,957	3,005,475
Net Increase (Decrease)	(385,135)	(536,727)	(668,145)	(1,013,056)	(139,127)	169,743	(2,377,475)
Net Position Restricted for OPEB Benefits							
Beginning of year	4,279,824	8,475,805	3,274,665	9,396,555	1,290,189	6,985,997	21,807,528
End of year	\$ 3,894,689	\$ 7,939,078	\$ 2,606,520	\$ 8,383,499	\$ 1,151,062	\$ 7,155,740	\$ 19,430,053

**California Public Employees' Retirement System
California Employers' Retiree Benefit Trust
Supplementary Schedule the Contributions and Reimbursements Outside the Trust
As of and for the Year Ended June 30, 2022
(unaudited)**

Employer Name	Goleta Sanitary District	Greater Los Angeles County Vector Control District	Grossmont Healthcare District	Grossmont Union High School District	Groveland Community Services District	Hartnell Community College District	Helix Water District
Employer contributions outside of trust	\$ 158,954	\$ 445,209	\$ 9,581	\$ 3,726,738	\$ 66,644	\$ 465,638	\$ 2,229,830
OPEB reimbursements outside of trust	158,954	445,209	9,581	3,726,738	66,644	465,638	2,229,830

(Continued)

**California Public Employees' Retirement System
California Employers' Retiree Benefit Trust
Schedule of Changes in Fiduciary Net Position by Employer
As of and for the Year Ended June 30, 2022**

Employer Name	Heritage Ranch Community Services District	Housing Authority of the City of Alameda	Housing Authority of the City of Los Angeles	Housing Authority of the County of Butte	Housing Authority of the County of San Mateo	Housing Authority of the County of Santa Cruz	Igo, Ono, Platina Union Elementary School District
Additions							
Contributions:							
Employer contributions - direct	\$ 28,306	\$ -	\$ 854,737	\$ -	\$ 77,094	\$ -	\$ -
Total Additions	28,306	-	854,737	-	77,094	-	-
Deductions							
OPEB reimbursements - direct	-	-	-	-	29,018	-	-
Net investment and other (income)/expenses	89,493	211,087	4,575,727	100,896	165,224	139,041	3,363
Administrative expenses	166	399	8,562	203	379	263	6
Employer withdrawal	-	-	-	-	-	-	-
Total Deductions	89,659	211,486	4,584,289	101,099	194,621	139,304	3,369
Net Increase (Decrease)	(61,353)	(211,486)	(3,729,552)	(101,099)	(117,527)	(139,304)	(3,369)
Net Position Restricted for OPEB Benefits							
Beginning of year	655,207	1,576,348	33,598,073	802,183	1,461,258	1,038,880	25,112
End of year	\$ 593,854	\$ 1,364,862	\$ 29,868,521	\$ 701,084	\$ 1,343,731	\$ 899,576	\$ 21,743

**California Public Employees' Retirement System
California Employers' Retiree Benefit Trust
Supplementary Schedule the Contributions and Reimbursements Outside the Trust
As of and for the Year Ended June 30, 2022
(unaudited)**

Employer Name	Heritage Ranch Community Services District	Housing Authority of the City of Alameda	Housing Authority of the City of Los Angeles	Housing Authority of the County of Butte	Housing Authority of the County of San Mateo	Housing Authority of the County of Santa Cruz	Igo, Ono, Platina Union Elementary School District
Employer contributions outside of trust	\$ 63,580	\$ 49,748	\$ 1,550,370	\$ 51,211	\$ 5,428	\$ 63,800	\$ -
OPEB reimbursements outside of trust	63,580	49,748	1,550,370	51,211	5,428	63,800	-

(Continued)

**California Public Employees' Retirement System
California Employers' Retiree Benefit Trust
Schedule of Changes in Fiduciary Net Position by Employer
As of and for the Year Ended June 30, 2022**

Employer Name	Imperial Irrigation District	Indian Wells Valley Water District	Inland Empire Utilities Agency	Inverness Public Utility District	Ironhouse Sanitary District	Jurupa Community Services District	Kaweah Delta Water Conservation District
Additions							
Contributions:							
Employer contributions - direct	\$ -	\$ -	\$ -	\$ -	\$ 130,016	\$ 1,000,000	\$ -
Total Additions	-	-	-	-	130,016	1,000,000	-
Deductions							
OPEB reimbursements - direct	-	-	-	36,824	-	-	-
Net investment and other (income)/expenses	23,517,943	186,364	2,881,574	66,210	491,798	1,001,392	252,015
Administrative expenses	47,280	353	5,793	136	935	1,871	507
Employer withdrawal	-	-	-	-	-	-	-
Total Deductions	23,565,223	186,717	2,887,367	103,170	492,733	1,003,263	252,522
Net Increase (Decrease)	(23,565,223)	(186,717)	(2,887,367)	(103,170)	(362,717)	(3,263)	(252,522)
Net Position Restricted for OPEB Benefits							
Beginning of year	187,000,864	1,392,788	22,909,514	531,672	3,687,561	6,450,101	2,003,681
End of year	\$ 163,435,641	\$ 1,206,071	\$ 20,022,147	\$ 428,502	\$ 3,324,844	\$ 6,446,838	\$ 1,751,159

**California Public Employees' Retirement System
California Employers' Retiree Benefit Trust
Supplementary Schedule the Contributions and Reimbursements Outside the Trust
As of and for the Year Ended June 30, 2022
(unaudited)**

Employer Name	Imperial Irrigation District	Indian Wells Valley Water District	Inland Empire Utilities Agency	Inverness Public Utility District	Ironhouse Sanitary District	Jurupa Community Services District	Kaweah Delta Water Conservation District
Employer contributions outside of trust	\$ 6,681,631	\$ 110,522	\$ 943,554	\$ -	\$ 269,984	\$ 858,135	\$ 89,604
OPEB reimbursements outside of trust	6,681,631	110,522	943,554	-	269,984	858,135	89,604

(Continued)

**California Public Employees' Retirement System
California Employers' Retiree Benefit Trust
Schedule of Changes in Fiduciary Net Position by Employer
As of and for the Year Ended June 30, 2022**

Employer Name	Kensington Fire Protection District	Kensington Police Protection and Community Services District	Kentfield Fire Protection District	Kenwood Fire Protection District	Kern County Housing Authority	Kern County Law Library	Kern County Water Agency
Additions							
Contributions:							
Employer contributions - direct	\$ -	\$ -	\$ 136,000	\$ -	\$ 200,000	\$ -	\$ 500,000
Total Additions	-	-	136,000	-	200,000	-	500,000
Deductions							
OPEB reimbursements - direct	87,859	-	-	-	-	-	-
Net investment and other (income)/expenses	194,954	311,417	588,835	137,945	813,604	21,597	347,035
Administrative expenses	401	589	1,169	277	1,537	41	659
Employer withdrawal	-	-	-	-	-	-	-
Total Deductions	283,214	312,006	590,004	138,222	815,141	21,638	347,694
Net Increase (Decrease)	(283,214)	(312,006)	(454,004)	(138,222)	(615,141)	(21,638)	152,306
Net Position Restricted for OPEB Benefits							
Beginning of year	1,601,869	2,326,939	4,567,935	1,096,724	6,068,233	161,366	2,591,658
End of year	\$ 1,318,655	\$ 2,014,933	\$ 4,113,931	\$ 958,502	\$ 5,453,092	\$ 139,728	\$ 2,743,964

**California Public Employees' Retirement System
California Employers' Retiree Benefit Trust
Supplementary Schedule the Contributions and Reimbursements Outside the Trust
As of and for the Year Ended June 30, 2022
(unaudited)**

Employer Name	Kensington Fire Protection District	Kensington Police Protection and Community Services District	Kentfield Fire Protection District	Kenwood Fire Protection District	Kern County Housing Authority	Kern County Law Library	Kern County Water Agency
Employer contributions outside of trust	\$ 21,124	\$ 240,581	\$ 239,414	\$ 13,196	\$ 529,056	\$ 8,283	\$ 780,806
OPEB reimbursements outside of trust	21,124	240,581	239,414	13,196	529,056	8,283	780,806

(Continued)

**California Public Employees' Retirement System
California Employers' Retiree Benefit Trust
Schedule of Changes in Fiduciary Net Position by Employer
As of and for the Year Ended June 30, 2022**

Employer Name	La Puente Valley County Water District	Lafayette School District	Laguna Beach Unified School District	Lake County Fire Protection District	Lake County Superior Court	Lakeside Fire Protection District	Lakeside Union Elementary School District
Additions							
Contributions:							
Employer contributions - direct	\$ 100,000	\$ 100,000	\$ 200,000	\$ 15,000	\$ 80,000	\$ 212,713	\$ -
Total Additions	100,000	100,000	200,000	15,000	80,000	212,713	-
Deductions							
OPEB reimbursements - direct	-	-	-	-	-	-	-
Net investment and other (income)/expenses	163,938	269,498	450,857	21,926	39,455	868,947	120,406
Administrative expenses	377	500	1,049	40	93	1,614	228
Employer withdrawal	-	-	-	-	-	-	-
Total Deductions	164,315	269,998	451,906	21,966	39,548	870,561	120,634
Net Increase (Decrease)	(64,315)	(169,998)	(251,906)	(6,966)	40,452	(657,848)	(120,634)
Net Position Restricted for OPEB Benefits							
Beginning of year	1,446,215	1,967,179	4,116,373	156,023	366,907	6,280,032	899,851
End of year	\$ 1,381,900	\$ 1,797,181	\$ 3,864,467	\$ 149,057	\$ 407,359	\$ 5,622,184	\$ 779,217

**California Public Employees' Retirement System
California Employers' Retiree Benefit Trust
Supplementary Schedule the Contributions and Reimbursements Outside the Trust
As of and for the Year Ended June 30, 2022
(unaudited)**

Employer Name	La Puente Valley County Water District	Lafayette School District	Laguna Beach Unified School District	Lake County Fire Protection District	Lake County Superior Court	Lakeside Fire Protection District	Lakeside Union Elementary School District
Employer contributions outside of trust	\$ 114,511	\$ 428,830	\$ 277,191	\$ 56,068	\$ 72,809	\$ 619,261	\$ 815,317
OPEB reimbursements outside of trust	114,511	428,830	277,191	56,068	72,809	619,261	815,317

(Continued)

**California Public Employees' Retirement System
California Employers' Retiree Benefit Trust
Schedule of Changes in Fiduciary Net Position by Employer
As of and for the Year Ended June 30, 2022**

Employer Name	Lakeside Water District	Las Gallinas Valley Sanitary District	Las Lomas Elementary School District	Las Virgenes Municipal Water District	Lassen County Superior Court	Lassen Municipal Utility District	Leucadia Wastewater District
Additions							
Contributions:							
Employer contributions - direct	\$ -	\$ 151,190	\$ -	\$ 1,600,804	\$ -	\$ -	\$ -
Total Additions	-	151,190	-	1,600,804	-	-	-
Deductions							
OPEB reimbursements - direct	3,819	-	-	-	-	-	-
Net investment and other (income)/expenses	80,594	282,141	1,043,196	1,571,067	169,875	636,507	79,854
Administrative expenses	162	552	1,974	3,532	342	1,204	151
Employer withdrawal	-	-	-	-	-	-	-
Total Deductions	84,575	282,693	1,045,170	1,574,599	170,217	637,711	80,005
Net Increase (Decrease)	(84,575)	(131,503)	(1,045,170)	26,205	(170,217)	(637,711)	(80,005)
Net Position Restricted for OPEB Benefits							
Beginning of year	642,619	2,115,239	7,793,313	13,332,956	1,351,014	4,753,962	596,694
End of year	\$ 558,044	\$ 1,983,736	\$ 6,748,143	\$ 13,359,161	\$ 1,180,797	\$ 4,116,251	\$ 516,689

**California Public Employees' Retirement System
California Employers' Retiree Benefit Trust
Supplementary Schedule the Contributions and Reimbursements Outside the Trust
As of and for the Year Ended June 30, 2022
(unaudited)**

Employer Name	Lakeside Water District	Las Gallinas Valley Sanitary District	Las Lomas Elementary School District	Las Virgenes Municipal Water District	Lassen County Superior Court	Lassen Municipal Utility District	Leucadia Wastewater District
Employer contributions outside of trust	\$ -	\$ 127,020	\$ 103,571	\$ 1,579,655	\$ 41,203	\$ 342,232	\$ 16,547
OPEB reimbursements outside of trust	-	127,020	103,571	1,579,655	41,203	342,232	16,547

(Continued)

**California Public Employees' Retirement System
California Employers' Retiree Benefit Trust
Schedule of Changes in Fiduciary Net Position by Employer
As of and for the Year Ended June 30, 2022**

Employer Name	Liberty Union High School District	Livermore/Amador Valley Transit Authority	Livermore-Pleasanton Fire Department	Local Agency Formation Commission - Los Angeles	Los Angeles Community College District	Los Angeles County Development Authority	Los Angeles County Law Library
Additions							
Contributions:							
Employer contributions - direct	\$ 500,000	\$ 132,701	\$ 366,000	\$ 200,000	\$ 7,077,901	\$ 331,858	\$ -
Total Additions	500,000	132,701	366,000	200,000	7,077,901	331,858	-
Deductions							
OPEB reimbursements - direct	-	-	-	-	-	-	-
Net investment and other (income)/expenses	44,608	406,821	3,923,188	60,066	25,839,146	4,309,230	319,241
Administrative expenses	69	748	7,415	119	48,149	8,149	644
Employer withdrawal	-	-	-	-	-	-	-
Total Deductions	44,677	407,569	3,930,603	60,185	25,887,295	4,317,379	319,885
Net Increase (Decrease)	455,323	(274,868)	(3,564,603)	139,815	(18,809,394)	(3,985,521)	(319,885)
Net Position Restricted for OPEB Benefits							
Beginning of year	-	2,886,977	29,267,945	470,630	184,506,728	32,174,965	2,543,007
End of year	\$ 455,323	\$ 2,612,109	\$ 25,703,342	\$ 610,445	\$ 165,697,334	\$ 28,189,444	\$ 2,223,122

**California Public Employees' Retirement System
California Employers' Retiree Benefit Trust
Supplementary Schedule the Contributions and Reimbursements Outside the Trust
As of and for the Year Ended June 30, 2022
(unaudited)**

Employer Name	Liberty Union High School District	Livermore/Amador Valley Transit Authority	Livermore-Pleasanton Fire Department	Local Agency Formation Commission - Los Angeles	Los Angeles Community College District	Los Angeles County Development Authority	Los Angeles County Law Library
Employer contributions outside of trust	\$ 211,201	\$ 101,376	\$ 1,713,000	\$ 20,353	\$ 28,861,433	\$ 1,154,345	\$ 313,966
OPEB reimbursements outside of trust	211,201	101,376	1,713,000	20,353	28,861,433	1,154,345	313,966

(Continued)

**California Public Employees' Retirement System
California Employers' Retiree Benefit Trust
Schedule of Changes in Fiduciary Net Position by Employer
As of and for the Year Ended June 30, 2022**

Employer Name	Los Angeles County Office of Education	Los Angeles County Sanitation District No. 2	Los Angeles County West Vector Control District	Los Angeles Unified School District	Lowell Joint School District	March Joint Powers Authority	Marin Community College District
Additions							
Contributions:							
Employer contributions - direct	\$ 1,154,000	\$ 5,956,000	\$ -	\$ -	\$ 440,000	\$ -	\$ -
Total Additions	1,154,000	5,956,000	-	-	440,000	-	-
Deductions							
OPEB reimbursements - direct	-	-	93,296	-	-	-	197,577
Net investment and other (income)/expenses	1,441,013	38,875,286	542,588	72,646,328	-	49,410	317,826
Administrative expenses	3,336	72,919	1,033	137,472	-	94	767
Employer withdrawal	-	-	-	-	-	-	-
Total Deductions	1,444,349	38,948,205	636,917	72,783,800	-	49,504	516,170
Net Increase (Decrease)	(290,349)	(32,992,205)	(636,917)	(72,783,800)	440,000	(49,504)	(516,170)
Net Position Restricted for OPEB Benefits							
Beginning of year	12,964,847	285,187,206	4,066,094	542,672,018	-	369,110	3,035,250
End of year	\$ 12,674,498	\$ 252,195,001	\$ 3,429,177	\$ 469,888,218	\$ 440,000	\$ 319,606	\$ 2,519,080

**California Public Employees' Retirement System
California Employers' Retiree Benefit Trust
Supplementary Schedule the Contributions and Reimbursements Outside the Trust
As of and for the Year Ended June 30, 2022
(unaudited)**

Employer Name	Los Angeles County Office of Education	Los Angeles County Sanitation District No. 2	Los Angeles County West Vector Control District	Los Angeles Unified School District	Lowell Joint School District	March Joint Powers Authority	Marin Community College District
Employer contributions outside of trust	\$ 635,973	\$ 19,545,000	\$ -	\$ 231,063,267	\$ 409,600	\$ 36,387	\$ 47,918
OPEB reimbursements outside of trust	635,973	19,545,000	-	231,063,267	409,600	36,387	47,918

(Continued)

**California Public Employees' Retirement System
California Employers' Retiree Benefit Trust
Schedule of Changes in Fiduciary Net Position by Employer
As of and for the Year Ended June 30, 2022**

Employer Name	Marin Local Agency Formation Commission	Marin Municipal Water District	Marin/Sonoma Mosquito and Vector Control District	Marinwood Community Services District	Mariposa County Superior Court	McCloud Community Services District	Meeks Bay Fire Protection District
Additions							
Contributions:							
Employer contributions - direct	\$ -	\$ 714,000	\$ 343,000	\$ 100,000	\$ -	\$ 106,000	\$ -
Total Additions	-	714,000	343,000	100,000	-	106,000	-
Deductions							
OPEB reimbursements - direct	-	2,748,071	-	-	-	-	55,477
Net investment and other (income)/expenses	10,049	6,313,499	1,178,955	67,121	100,081	46,870	100,197
Administrative expenses	20	11,851	2,222	124	236	98	192
Employer withdrawal	-	-	-	-	-	-	-
Total Deductions	10,069	9,073,421	1,181,177	67,245	100,317	46,968	155,866
Net Increase (Decrease)	(10,069)	(8,359,421)	(838,177)	32,755	(100,317)	59,032	(155,866)
Net Position Restricted for OPEB Benefits							
Beginning of year	79,889	46,463,368	8,446,664	445,147	930,436	382,404	752,206
End of year	\$ 69,820	\$ 38,103,947	\$ 7,608,487	\$ 477,902	\$ 830,119	\$ 441,436	\$ 596,340

**California Public Employees' Retirement System
California Employers' Retiree Benefit Trust
Supplementary Schedule the Contributions and Reimbursements Outside the Trust
As of and for the Year Ended June 30, 2022
(unaudited)**

Employer Name	Marin Local Agency Formation Commission	Marin Municipal Water District	Marin/Sonoma Mosquito and Vector Control District	Marinwood Community Services District	Mariposa County Superior Court	McCloud Community Services District	Meeks Bay Fire Protection District
Employer contributions outside of trust	\$ -	\$ 598,217	\$ 283,539	\$ 227,906	\$ 45,364	\$ 141,254	\$ -
OPEB reimbursements outside of trust	-	598,217	283,539	227,906	45,364	141,254	-

(Continued)

**California Public Employees' Retirement System
California Employers' Retiree Benefit Trust
Schedule of Changes in Fiduciary Net Position by Employer
As of and for the Year Ended June 30, 2022**

Employer Name	Menlo Park City School District	Merced Irrigation District	Metropolitan Education District	Metropolitan Water District of Southern California	Midpeninsula Regional Open Space District	Midway City Sanitary District	Mill Valley School District
Additions							
Contributions:							
Employer contributions - direct	\$ 29,810	\$ 300,000	\$ 2,000,001	\$ 23,922,000	\$ 552,000	\$ -	\$ -
Total Additions	29,810	300,000	2,000,001	23,922,000	552,000	-	-
Deductions							
OPEB reimbursements - direct	-	-	-	18,696,340	-	66,120	-
Net investment and other (income)/expenses	445,076	248,857	(22,829)	53,832,882	993,556	946,753	852,676
Administrative expenses	841	429	20	101,180	1,841	1,798	1,614
Employer withdrawal	-	-	-	-	-	-	-
Total Deductions	445,917	249,286	(22,809)	72,630,402	995,397	1,014,671	854,290
Net Increase (Decrease)	(416,107)	50,714	2,022,810	(48,708,402)	(443,397)	(1,014,671)	(854,290)
Net Position Restricted for OPEB Benefits							
Beginning of year	3,320,497	1,587,564	-	377,216,490	7,162,642	7,142,408	6,369,276
End of year	\$ 2,904,390	\$ 1,638,278	\$ 2,022,810	\$ 328,508,088	\$ 6,719,245	\$ 6,127,737	\$ 5,514,986

**California Public Employees' Retirement System
California Employers' Retiree Benefit Trust
Supplementary Schedule the Contributions and Reimbursements Outside the Trust
As of and for the Year Ended June 30, 2022
(unaudited)**

Employer Name	Menlo Park City School District	Merced Irrigation District	Metropolitan Education District	Metropolitan Water District of Southern California	Midpeninsula Regional Open Space District	Midway City Sanitary District	Mill Valley School District
Employer contributions outside of trust	\$ 471,872	\$ 248,731	\$ 71,180	\$ 6,681,000	\$ 282,000	\$ 97,558	\$ 146,677
OPEB reimbursements outside of trust	471,872	248,731	71,180	6,681,000	282,000	97,558	146,677

(Continued)

**California Public Employees' Retirement System
California Employers' Retiree Benefit Trust
Schedule of Changes in Fiduciary Net Position by Employer
As of and for the Year Ended June 30, 2022**

Employer Name	Modoc County Superior Court	Mojave Air and Space Port	Mojave Public Utility District	Mojave Water Agency	Monte Vista County Water District	Monterey County Superior Court	Monterey Peninsula Regional Park District
Additions							
Contributions:							
Employer contributions - direct	\$ -	\$ 250,000	\$ -	\$ -	\$ 150,000	\$ -	\$ -
Total Additions	-	250,000	-	-	150,000	-	-
Deductions							
OPEB reimbursements - direct	-	-	-	-	-	-	71,230
Net investment and other (income)/expenses	4,626	126,501	147,384	276,778	269,364	26,402	449,653
Administrative expenses	11	188	279	524	501	53	851
Employer withdrawal	-	-	-	-	-	-	-
Total Deductions	4,637	126,689	147,663	277,302	269,865	26,455	521,734
Net Increase (Decrease)	(4,637)	123,311	(147,663)	(277,302)	(119,865)	(26,455)	(521,734)
Net Position Restricted for OPEB Benefits							
Beginning of year	43,023	626,726	1,101,103	2,067,844	1,845,616	209,861	3,359,482
End of year	\$ 38,386	\$ 750,037	\$ 953,440	\$ 1,790,542	\$ 1,725,751	\$ 183,406	\$ 2,837,748

**California Public Employees' Retirement System
California Employers' Retiree Benefit Trust
Supplementary Schedule the Contributions and Reimbursements Outside the Trust
As of and for the Year Ended June 30, 2022
(unaudited)**

Employer Name	Modoc County Superior Court	Mojave Air and Space Port	Mojave Public Utility District	Mojave Water Agency	Monte Vista County Water District	Monterey County Superior Court	Monterey Peninsula Regional Park District
Employer contributions outside of trust	\$ -	\$ 344,421	\$ 33,501	\$ 206,494	\$ 273,496	\$ 200,856	\$ 9,328
OPEB reimbursements outside of trust	-	344,421	33,501	206,494	273,496	200,856	9,328

(Continued)

**California Public Employees' Retirement System
California Employers' Retiree Benefit Trust
Schedule of Changes in Fiduciary Net Position by Employer
As of and for the Year Ended June 30, 2022**

Employer Name	Morongo Basin Transit Authority	Mosquito and Vector Management District of Santa Barbara County	Moulton Niguel Water District	Mt. San Jacinto Community College District	Mt. View Sanitary District	Municipal Pooling Authority	Napa Community College District
Additions							
Contributions:							
Employer contributions - direct	\$ 169,980	\$ 50,360	\$ -	\$ 1,000,000	\$ 218,003	\$ -	\$ -
Total Additions	169,980	50,360	-	1,000,000	218,003	-	-
Deductions							
OPEB reimbursements - direct	-	5,565	-	-	-	-	1,082,627
Net investment and other (income)/expenses	18,395	63,291	610,051	1,379,172	493,238	87,256	513,572
Administrative expenses	21	144	1,226	2,557	941	165	986
Employer withdrawal	-	-	-	-	-	-	-
Total Deductions	18,416	69,000	611,277	1,381,729	494,179	87,421	1,597,185
Net Increase (Decrease)	151,564	(18,640)	(611,277)	(381,729)	(276,176)	(87,421)	(1,597,185)
Net Position Restricted for OPEB Benefits							
Beginning of year	-	542,149	4,850,998	9,995,871	3,708,846	652,009	3,946,909
End of year	\$ 151,564	\$ 523,509	\$ 4,239,721	\$ 9,614,142	\$ 3,432,670	\$ 564,588	\$ 2,349,724

**California Public Employees' Retirement System
California Employers' Retiree Benefit Trust
Supplementary Schedule the Contributions and Reimbursements Outside the Trust
As of and for the Year Ended June 30, 2022
(unaudited)**

Employer Name	Morongo Basin Transit Authority	Mosquito and Vector Management District of Santa Barbara County	Moulton Niguel Water District	Mt. San Jacinto Community College District	Mt. View Sanitary District	Municipal Pooling Authority	Napa Community College District
Employer contributions outside of trust	\$ 27,612	\$ -	\$ 409,624	\$ 1,502,309	\$ 188,094	\$ 53,098	\$ 174,886
OPEB reimbursements outside of trust	27,612	-	409,624	1,502,309	188,094	53,098	174,886

(Continued)

**California Public Employees' Retirement System
California Employers' Retiree Benefit Trust
Schedule of Changes in Fiduciary Net Position by Employer
As of and for the Year Ended June 30, 2022**

Employer Name	Napa County Mosquito Abatement District	Napa County Office of Education	Napa County Superior Court	Napa County Transportation and Planning Agency	Napa Sanitation District	Nevada County Superior Court	Nevada Irrigation District
Additions							
Contributions:							
Employer contributions - direct	\$ -	\$ 222,453	\$ 800,000	\$ 35,000	\$ 215,745	\$ 290,000	\$ -
Total Additions	-	222,453	800,000	35,000	215,745	290,000	-
Deductions							
OPEB reimbursements - direct	-	144,646	-	-	-	-	-
Net investment and other (income)/expenses	527,909	710,910	82,956	58,393	1,009,057	96,144	3,205,225
Administrative expenses	1,246	1,345	196	139	1,901	183	6,065
Employer withdrawal	-	-	-	-	-	-	-
Total Deductions	529,155	856,901	83,152	58,532	1,010,958	96,327	3,211,290
Net Increase (Decrease)	(529,155)	(634,448)	716,848	(23,532)	(795,213)	193,673	(3,211,290)
Net Position Restricted for OPEB Benefits							
Beginning of year	4,908,642	5,309,949	771,306	545,122	7,470,708	717,810	23,947,308
End of year	\$ 4,379,487	\$ 4,675,501	\$ 1,488,154	\$ 521,590	\$ 6,675,495	\$ 911,483	\$ 20,736,018

**California Public Employees' Retirement System
California Employers' Retiree Benefit Trust
Supplementary Schedule the Contributions and Reimbursements Outside the Trust
As of and for the Year Ended June 30, 2022
(unaudited)**

Employer Name	Napa County Mosquito Abatement District	Napa County Office of Education	Napa County Superior Court	Napa County Transportation and Planning Agency	Napa Sanitation District	Nevada County Superior Court	Nevada Irrigation District
Employer contributions outside of trust	\$ 81,685	\$ -	\$ 288,128	\$ 23,424	\$ 465,529	\$ 219,039	\$ 1,355,723
OPEB reimbursements outside of trust	81,685	-	288,128	23,424	465,529	219,039	1,355,723

(Continued)

**California Public Employees' Retirement System
California Employers' Retiree Benefit Trust
Schedule of Changes in Fiduciary Net Position by Employer
As of and for the Year Ended June 30, 2022**

Employer Name	Nipomo Community Services District	North Tahoe Fire Protection District	Northern California Power Agency	Northwest Mosquito and Vector Control District	Novato Fire Protection District	Oakland City Housing Authority	Ojai Valley Sanitary District
Additions							
Contributions:							
Employer contributions - direct	\$ 128,000	\$ 50,000	\$ -	\$ -	\$ 1,232,285	\$ -	\$ -
Total Additions	128,000	50,000	-	-	1,232,285	-	-
Deductions							
OPEB reimbursements - direct	-	-	-	-	-	-	96,548
Net investment and other (income)/expenses	365,801	80,460	6,022,550	50,709	2,461,263	16,180,652	907,777
Administrative expenses	676	154	12,469	96	4,432	30,619	1,720
Employer withdrawal	-	-	-	-	-	-	-
Total Deductions	366,477	80,614	6,035,019	50,805	2,465,695	16,211,271	1,006,045
Net Increase (Decrease)	(238,477)	(30,614)	(6,035,019)	(50,805)	(1,233,410)	(16,211,271)	(1,006,045)
Net Position Restricted for OPEB Benefits							
Beginning of year	2,621,196	605,033	49,143,874	378,978	17,225,472	120,890,565	6,787,552
End of year	\$ 2,382,719	\$ 574,419	\$ 43,108,855	\$ 328,173	\$ 15,992,062	\$ 104,679,294	\$ 5,781,507

**California Public Employees' Retirement System
California Employers' Retiree Benefit Trust
Supplementary Schedule the Contributions and Reimbursements Outside the Trust
As of and for the Year Ended June 30, 2022
(unaudited)**

Employer Name	Nipomo Community Services District	North Tahoe Fire Protection District	Northern California Power Agency	Northwest Mosquito and Vector Control District	Novato Fire Protection District	Oakland City Housing Authority	Ojai Valley Sanitary District
Employer contributions outside of trust	\$ 126,995	\$ 467,023	\$ 2,130,794	\$ 7,916	\$ 1,186,510	\$ 2,385,865	\$ -
OPEB reimbursements outside of trust	126,995	467,023	2,130,794	7,916	1,186,510	2,385,865	-

(Continued)

**California Public Employees' Retirement System
California Employers' Retiree Benefit Trust
Schedule of Changes in Fiduciary Net Position by Employer
As of and for the Year Ended June 30, 2022**

Employer Name	Olympic Valley Public Service District	Orchard Dale Water District	Orinda Union School District	Oro Loma Sanitary District	Otay Water District	Oxnard Harbor District	Padre Dam Municipal Water District
Additions							
Contributions:							
Employer contributions - direct	\$ 50,000	\$ 50,000	\$ 20,000	\$ -	\$ -	\$ 500,000	\$ -
Total Additions	50,000	50,000	20,000	-	-	500,000	-
Deductions							
OPEB reimbursements - direct	-	-	-	310,205	1,301,047	-	-
Net investment and other (income)/expenses	(513)	150,759	215,942	1,382,322	4,739,093	431,733	2,799,106
Administrative expenses	1	277	406	2,634	9,034	745	5,297
Employer withdrawal	-	-	-	-	-	-	-
Total Deductions	(512)	151,036	216,348	1,695,161	6,049,174	432,478	2,804,403
Net Increase (Decrease)	50,512	(101,036)	(196,348)	(1,695,161)	(6,049,174)	67,522	(2,804,403)
Net Position Restricted for OPEB Benefits							
Beginning of year	-	1,082,331	1,589,222	10,364,046	35,535,079	2,656,968	20,914,847
End of year	\$ 50,512	\$ 981,295	\$ 1,392,874	\$ 8,668,885	\$ 29,485,905	\$ 2,724,490	\$ 18,110,444

**California Public Employees' Retirement System
California Employers' Retiree Benefit Trust
Supplementary Schedule the Contributions and Reimbursements Outside the Trust
As of and for the Year Ended June 30, 2022
(unaudited)**

Employer Name	Olympic Valley Public Service District	Orchard Dale Water District	Orinda Union School District	Oro Loma Sanitary District	Otay Water District	Oxnard Harbor District	Padre Dam Municipal Water District
Employer contributions outside of trust	\$ 19,536	\$ 73,245	\$ 596,669	\$ 68,453	\$ -	\$ 485,971	\$ 1,597,496
OPEB reimbursements outside of trust	19,536	73,245	596,669	68,453	-	485,971	1,597,496

(Continued)

**California Public Employees' Retirement System
California Employers' Retiree Benefit Trust
Schedule of Changes in Fiduciary Net Position by Employer
As of and for the Year Ended June 30, 2022**

Employer Name	Palo Verde Irrigation District	Peninsula Traffic Congestion Relief Alliance	Pico Water District	Pine Cove Water District	Placer County Cemetery District #1	Placer County Superior Court	Placer County Transportation Planning Agency
Additions							
Contributions:							
Employer contributions - direct	\$ 400,000	\$ -	\$ 135,000	\$ -	\$ 48,465	\$ 800,000	\$ 18,807
Total Additions	400,000	-	135,000	-	48,465	800,000	18,807
Deductions							
OPEB reimbursements - direct	-	-	-	-	-	-	-
Net investment and other (income)/expenses	163,000	21,260	128,869	23,199	214,298	1,616,037	191,860
Administrative expenses	324	43	241	44	406	3,243	361
Employer withdrawal	-	-	-	-	-	-	-
Total Deductions	163,324	21,303	129,110	23,243	214,704	1,619,280	192,221
Net Increase (Decrease)	236,676	(21,303)	5,890	(23,243)	(166,239)	(819,280)	(173,414)
Net Position Restricted for OPEB Benefits							
Beginning of year	1,130,399	169,036	904,221	173,291	1,602,674	12,780,066	1,419,945
End of year	\$ 1,367,075	\$ 147,733	\$ 910,111	\$ 150,048	\$ 1,436,435	\$ 11,960,786	\$ 1,246,531

**California Public Employees' Retirement System
California Employers' Retiree Benefit Trust
Supplementary Schedule the Contributions and Reimbursements Outside the Trust
As of and for the Year Ended June 30, 2022
(unaudited)**

Employer Name	Palo Verde Irrigation District	Peninsula Traffic Congestion Relief Alliance	Pico Water District	Pine Cove Water District	Placer County Cemetery District #1	Placer County Superior Court	Placer County Transportation Planning Agency
Employer contributions outside of trust	\$ 142,694	\$ -	\$ 57,760	\$ -	\$ 74,262	\$ 1,558,775	\$ 56,769
OPEB reimbursements outside of trust	142,694	-	57,760	-	74,262	1,558,775	56,769

(Continued)

**California Public Employees' Retirement System
California Employers' Retiree Benefit Trust
Schedule of Changes in Fiduciary Net Position by Employer
As of and for the Year Ended June 30, 2022**

Employer Name	Placer County Water Agency	Placer Mosquito and Vector Control District	Planning and Service Area II Area Agency On Aging	Pleasanton Unified School District	Plumas County Community Development Commission	Plumas County Superior Court	Port of Oakland
Additions							
Contributions:							
Employer contributions - direct	\$ 952,000	\$ 166,000	\$ 4,808	\$ 4,650,000	\$ -	\$ -	400,000
Total Additions	952,000	166,000	4,808	4,650,000	-	-	400,000
Deductions							
OPEB reimbursements - direct	-	-	-	-	-	-	-
Net investment and other (income)/expenses	4,025,223	242,501	4,313	866,491	93,924	33,089	16,816,980
Administrative expenses	8,097	486	8	1,092	178	78	31,824
Employer withdrawal	-	-	-	-	-	-	-
Total Deductions	4,033,320	242,987	4,321	867,583	94,102	33,167	16,848,804
Net Increase (Decrease)	(3,081,320)	(76,987)	487	3,782,417	(94,102)	(33,167)	(16,448,804)
Net Position Restricted for OPEB Benefits							
Beginning of year	31,980,463	1,921,011	31,972	2,261,920	701,743	307,551	125,639,155
End of year	\$ 28,899,143	\$ 1,844,024	\$ 32,459	\$ 6,044,337	\$ 607,641	\$ 274,384	\$ 109,190,351

**California Public Employees' Retirement System
California Employers' Retiree Benefit Trust
Supplementary Schedule the Contributions and Reimbursements Outside the Trust
As of and for the Year Ended June 30, 2022
(unaudited)**

Employer Name	Placer County Water Agency	Placer Mosquito and Vector Control District	Planning and Service Area II Area Agency On Aging	Pleasanton Unified School District	Plumas County Community Development Commission	Plumas County Superior Court	Port of Oakland
Employer contributions outside of trust	\$ 1,430,521	\$ 30,044	\$ -	\$ 2,129,849	\$ 24,052	\$ 13,859	\$ 9,748,540
OPEB reimbursements outside of trust	1,430,521	30,044	-	2,129,849	24,052	13,859	9,748,540

(Continued)

**California Public Employees' Retirement System
California Employers' Retiree Benefit Trust
Schedule of Changes in Fiduciary Net Position by Employer
As of and for the Year Ended June 30, 2022**

Employer Name	Public Agency Risk Sharing Authority of California	Quartz Hill Water District	Rancho Cucamonga Fire Protection District	Rancho Santa Fe Elementary School District	Reclamation District No. 1000	Reclamation District No. 900	Redding Elementary School District
Additions							
Contributions:							
Employer contributions - direct	\$ -	\$ 84,000	\$ -	\$ 62,475	\$ 168,672	\$ -	\$ 150,000
Total Additions	-	84,000	-	62,475	168,672	-	150,000
Deductions							
OPEB reimbursements - direct	-	-	1,287,571	-	87,802	-	-
Net investment and other (income)/expenses	303,039	4,437	3,733,741	18,422	183,986	44,994	128,868
Administrative expenses	573	9	8,905	43	334	90	244
Employer withdrawal	-	-	-	-	-	-	-
Total Deductions	303,612	4,446	5,030,217	18,465	272,122	45,084	129,112
Net Increase (Decrease)	(303,612)	79,554	(5,030,217)	44,010	(103,450)	(45,084)	20,888
Net Position Restricted for OPEB Benefits							
Beginning of year	2,263,448	35,287	34,942,129	167,525	1,319,657	357,862	909,386
End of year	\$ 1,959,836	\$ 114,841	\$ 29,911,912	\$ 211,535	\$ 1,216,207	\$ 312,778	\$ 930,274

**California Public Employees' Retirement System
California Employers' Retiree Benefit Trust
Supplementary Schedule the Contributions and Reimbursements Outside the Trust
As of and for the Year Ended June 30, 2022
(unaudited)**

Employer Name	Public Agency Risk Sharing Authority of California	Quartz Hill Water District	Rancho Cucamonga Fire Protection District	Rancho Santa Fe Elementary School District	Reclamation District No. 1000	Reclamation District No. 900	Redding Elementary School District
Employer contributions outside of trust	\$ 58,982	\$ 81,646	\$ 13,000	\$ 130,304	\$ 29,508	\$ 26,602	\$ 266,135
OPEB reimbursements outside of trust	58,982	81,646	13,000	130,304	29,508	26,602	266,135

(Continued)

**California Public Employees' Retirement System
California Employers' Retiree Benefit Trust
Schedule of Changes in Fiduciary Net Position by Employer
As of and for the Year Ended June 30, 2022**

Employer Name	Reed Union School District	Regional Housing Authority	Regional Water Authority	Rialto Unified School District	Richardson Bay Sanitary District	Rincon del Diablo Municipal Water District	Rio Alto Water District
Additions							
Contributions:							
Employer contributions - direct	\$ 219,408	\$ 396,000	\$ 33,515	\$ 3,132,012	\$ 53,000	\$ -	\$ 21,280
Total Additions	219,408	396,000	33,515	3,132,012	53,000	-	21,280
Deductions							
OPEB reimbursements - direct	-	-	39,960	-	-	-	-
Net investment and other (income)/expenses	124,687	57,454	211,501	2,178,689	115,150	541,150	41,722
Administrative expenses	232	61	399	4,948	231	1,035	81
Employer withdrawal	-	-	-	-	-	-	-
Total Deductions	124,919	57,515	251,860	2,183,637	115,381	542,185	41,803
Net Increase (Decrease)	94,489	338,485	(218,345)	948,375	(62,381)	(542,185)	(20,523)
Net Position Restricted for OPEB Benefits							
Beginning of year	703,260	-	1,569,148	16,764,503	913,713	4,064,525	310,329
End of year	\$ 797,749	\$ 338,485	\$ 1,350,803	\$ 17,712,878	\$ 851,332	\$ 3,522,340	\$ 289,806

**California Public Employees' Retirement System
California Employers' Retiree Benefit Trust
Supplementary Schedule the Contributions and Reimbursements Outside the Trust
As of and for the Year Ended June 30, 2022
(unaudited)**

Employer Name	Reed Union School District	Regional Housing Authority	Regional Water Authority	Rialto Unified School District	Richardson Bay Sanitary District	Rincon del Diablo Municipal Water District	Rio Alto Water District
Employer contributions outside of trust	\$ 157,189	\$ 21,005	\$ 23,195	\$ 4,004,886	\$ 51,502	\$ 225,062	\$ 28,438
OPEB reimbursements outside of trust	157,189	21,005	23,195	4,004,886	51,502	225,062	28,438

(Continued)

**California Public Employees' Retirement System
California Employers' Retiree Benefit Trust
Schedule of Changes in Fiduciary Net Position by Employer
As of and for the Year Ended June 30, 2022**

Employer Name	Rio Linda Elverta Community Water District	Riverside Community College District	Riverside County Flood Control and Water Conservation District	Riverside County Regional Park and Open Space District	Riverside County Superior Court	Riverside County Transportation Commission	Riverside Transit Agency
Additions							
Contributions:							
Employer contributions - direct	\$ 20,000	\$ 3,156,426	\$ -	\$ 195,761	\$ -	\$ 517,000	\$ 1,000,000
Total Additions	20,000	3,156,426	-	195,761	-	517,000	1,000,000
Deductions							
OPEB reimbursements - direct	-	2,780,000	-	-	145,153	-	1,225,402
Net investment and other (income)/expenses	9,366	735,088	473,962	60,223	451,926	1,499,915	5,504,398
Administrative expenses	17	1,404	897	116	1,076	2,934	13,126
Employer withdrawal	-	-	-	-	-	-	-
Total Deductions	9,383	3,516,492	474,859	60,339	598,155	1,502,849	6,742,926
Net Increase (Decrease)	10,617	(360,066)	(474,859)	135,422	(598,155)	(985,849)	(5,742,926)
Net Position Restricted for OPEB Benefits							
Beginning of year	66,555	3,472,682	3,541,703	455,070	4,222,516	11,336,958	52,224,289
End of year	\$ 77,172	\$ 3,112,616	\$ 3,066,844	\$ 590,492	\$ 3,624,361	\$ 10,351,109	\$ 46,481,363

**California Public Employees' Retirement System
California Employers' Retiree Benefit Trust
Supplementary Schedule the Contributions and Reimbursements Outside the Trust
As of and for the Year Ended June 30, 2022
(unaudited)**

Employer Name	Rio Linda Elverta Community Water District	Riverside Community College District	Riverside County Flood Control and Water Conservation District	Riverside County Regional Park and Open Space District	Riverside County Superior Court	Riverside County Transportation Commission	Riverside Transit Agency
Employer contributions outside of trust	\$ 14,406	\$ 2,344,478	\$ 235,940	\$ 56,728	\$ 708,877	\$ 367,147	\$ 262,349
OPEB reimbursements outside of trust	14,406	2,344,478	235,940	56,728	708,877	367,147	262,349

(Continued)

**California Public Employees' Retirement System
California Employers' Retiree Benefit Trust
Schedule of Changes in Fiduciary Net Position by Employer
As of and for the Year Ended June 30, 2022**

Employer Name	Robla Elementary School District	Rodeo-Hercules Fire District	Roseville Public Cemetery District	Ross Valley Fire Department	Ross Valley Sanitary District	Rural County Representatives of California	Sacramento Area Council of Governments
Additions							
Contributions:							
Employer contributions - direct	\$ 2,240,000	\$ 73,709	\$ -	\$ 255,391	\$ 175,081	\$ 500,000	\$ 61,997
Total Additions	2,240,000	73,709	-	255,391	175,081	500,000	61,997
Deductions							
OPEB reimbursements - direct	-	-	-	-	-	-	-
Net investment and other (income)/expenses	239,290	414,585	192,054	749,910	152,000	77,699	916,591
Administrative expenses	315	772	386	1,419	285	59	1,732
Employer withdrawal	-	-	-	-	-	-	-
Total Deductions	239,605	415,357	192,440	751,329	152,285	77,758	918,323
Net Increase (Decrease)	2,000,395	(341,648)	(192,440)	(495,938)	22,796	422,242	(856,326)
Net Position Restricted for OPEB Benefits							
Beginning of year	900,033	3,007,401	1,527,474	5,602,688	1,126,253	-	6,840,334
End of year	\$ 2,900,428	\$ 2,665,753	\$ 1,335,034	\$ 5,106,750	\$ 1,149,049	\$ 422,242	\$ 5,984,008

**California Public Employees' Retirement System
California Employers' Retiree Benefit Trust
Supplementary Schedule the Contributions and Reimbursements Outside the Trust
As of and for the Year Ended June 30, 2022
(unaudited)**

Employer Name	Robla Elementary School District	Rodeo-Hercules Fire District	Roseville Public Cemetery District	Ross Valley Fire Department	Ross Valley Sanitary District	Rural County Representatives of California	Sacramento Area Council of Governments
Employer contributions outside of trust	\$ 167,735	\$ 314,709	\$ 20,614	\$ 530,904	\$ 60,368	\$ 88,268	\$ 596,605
OPEB reimbursements outside of trust	167,735	314,709	20,614	530,904	60,368	88,268	596,605

(Continued)

**California Public Employees' Retirement System
California Employers' Retiree Benefit Trust
Schedule of Changes in Fiduciary Net Position by Employer
As of and for the Year Ended June 30, 2022**

Employer Name	Sacramento City Housing Authority	Sacramento City Unified School District	Sacramento County Public Law Library	Sacramento County Superior Court	Sacramento Metropolitan Air Quality Management District	Sacramento Metropolitan Cable Television Commission	Sacramento Metropolitan Fire District
Additions							
Contributions:							
Employer contributions - direct	\$ -	\$ 8,714,698	\$ -	\$ -	\$ 156,003	\$ 73,901	\$ 6,587,979
Total Additions	-	8,714,698	-	-	156,003	73,901	6,587,979
Deductions							
OPEB reimbursements - direct	-	-	-	-	-	-	-
Net investment and other (income)/expenses	2,517,955	17,926,043	322,075	1,412,052	336,224	118,876	10,067,996
Administrative expenses	4,765	33,922	647	2,839	795	231	18,338
Employer withdrawal	-	-	-	-	-	-	-
Total Deductions	2,522,720	17,959,965	322,722	1,414,891	337,019	119,107	10,086,334
Net Increase (Decrease)	(2,522,720)	(9,245,267)	(322,722)	(1,414,891)	(181,016)	(45,206)	(3,498,355)
Net Position Restricted for OPEB Benefits							
Beginning of year	18,814,688	133,906,497	2,560,737	11,222,294	3,129,348	863,234	69,642,320
End of year	\$ 16,291,968	\$ 124,661,230	\$ 2,238,015	\$ 9,807,403	\$ 2,948,332	\$ 818,028	\$ 66,143,965

**California Public Employees' Retirement System
California Employers' Retiree Benefit Trust
Supplementary Schedule the Contributions and Reimbursements Outside the Trust
As of and for the Year Ended June 30, 2022
(unaudited)**

Employer Name	Sacramento City Housing Authority	Sacramento City Unified School District	Sacramento County Public Law Library	Sacramento County Superior Court	Sacramento Metropolitan Air Quality Management District	Sacramento Metropolitan Cable Television Commission	Sacramento Metropolitan Fire District
Employer contributions outside of trust	\$ 1,642,751	\$ 21,390,475	\$ 62,450	\$ 1,885,823	\$ 171,333	\$ 66,959	\$ 14,313,519
OPEB reimbursements outside of trust	1,642,751	21,390,475	62,450	1,885,823	171,333	66,959	14,313,519

(Continued)

**California Public Employees' Retirement System
California Employers' Retiree Benefit Trust
Schedule of Changes in Fiduciary Net Position by Employer
As of and for the Year Ended June 30, 2022**

Employer Name	Sacramento Municipal Utility District	Sacramento Regional Fire/EMS Communications Center	Sacramento Regional Transit District	Sacramento Suburban Water District	Sacramento-Yolo Mosquito & Vector Control District	Salinas Valley Solid Waste Authority	San Benito County Council of Governments
Additions							
Contributions:							
Employer contributions - direct	\$ -	\$ 52,700	\$ 624,621	\$ 313,928	\$ -	\$ 150,000	\$ -
Total Additions	-	52,700	624,621	313,928	-	150,000	-
Deductions							
OPEB reimbursements - direct	23,309,000	-	-	-	-	-	-
Net investment and other (income)/expenses	52,917,226	109,500	5,719,846	1,283,730	243,401	135,779	60,509
Administrative expenses	113,733	201	10,769	2,374	575	311	115
Employer withdrawal	-	-	-	-	-	-	-
Total Deductions	76,339,959	109,701	5,730,615	1,286,104	243,976	136,090	60,624
Net Increase (Decrease)	(76,339,959)	(57,001)	(5,105,994)	(972,176)	(243,976)	13,910	(60,624)
Net Position Restricted for OPEB Benefits							
Beginning of year	450,050,823	770,672	42,436,031	9,252,959	2,263,614	1,090,624	452,052
End of year	\$ 373,710,864	\$ 713,671	\$ 37,330,037	\$ 8,280,783	\$ 2,019,638	\$ 1,104,534	\$ 391,428

**California Public Employees' Retirement System
California Employers' Retiree Benefit Trust
Supplementary Schedule the Contributions and Reimbursements Outside the Trust
As of and for the Year Ended June 30, 2022
(unaudited)**

Employer Name	Sacramento Municipal Utility District	Sacramento Regional Fire/EMS Communications Center	Sacramento Regional Transit District	Sacramento Suburban Water District	Sacramento-Yolo Mosquito & Vector Control District	Salinas Valley Solid Waste Authority	San Benito County Council of Governments
Employer contributions outside of trust	\$ 859,641	\$ 409,644	\$ 2,669,532	\$ 489,527	\$ 167,321	\$ 11,476	\$ 18,874
OPEB reimbursements outside of trust	859,641	409,644	2,669,532	489,527	167,321	11,476	18,874

(Continued)

**California Public Employees' Retirement System
California Employers' Retiree Benefit Trust
Schedule of Changes in Fiduciary Net Position by Employer
As of and for the Year Ended June 30, 2022**

Employer Name	San Benito County Water District	San Bernardino City Unified School District	San Bernardino County Superior Court	San Bernardino Valley Municipal Water District	San Bernardino Valley Water Conservation District	San Diego Association of Governments	San Diego County Law Library
Additions							
Contributions:							
Employer contributions - direct	\$ 461,334	\$ -	\$ -	\$ 450,000	\$ -	\$ 599,402	\$ -
Total Additions	461,334	-	-	450,000	-	599,402	-
Deductions							
OPEB reimbursements - direct	-	-	-	-	-	270,206	-
Net investment and other (income)/expenses	144,197	13,723	18,912	608,190	85,622	943,677	28,116
Administrative expenses	234	26	45	1,193	162	1,870	66
Employer withdrawal	-	-	-	-	-	-	-
Total Deductions	144,431	13,749	18,957	609,383	85,784	1,215,753	28,182
Net Increase (Decrease)	316,903	(13,749)	(18,957)	(159,383)	(85,784)	(616,351)	(28,182)
Net Position Restricted for OPEB Benefits							
Beginning of year	570,660	102,656	175,733	4,691,510	639,811	7,210,571	261,454
End of year	\$ 887,563	\$ 88,907	\$ 156,776	\$ 4,532,127	\$ 554,027	\$ 6,594,220	\$ 233,272

**California Public Employees' Retirement System
California Employers' Retiree Benefit Trust
Supplementary Schedule the Contributions and Reimbursements Outside the Trust
As of and for the Year Ended June 30, 2022
(unaudited)**

Employer Name	San Benito County Water District	San Bernardino City Unified School District	San Bernardino County Superior Court	San Bernardino Valley Municipal Water District	San Bernardino Valley Water Conservation District	San Diego Association of Governments	San Diego County Law Library
Employer contributions outside of trust	\$ 35,350	\$ 4,672,501	\$ 73,127	\$ 158,247	\$ 27,195	\$ 213,181	\$ 148,083
OPEB reimbursements outside of trust	35,350	4,672,501	73,127	158,247	27,195	213,181	148,083

(Continued)

**California Public Employees' Retirement System
California Employers' Retiree Benefit Trust
Schedule of Changes in Fiduciary Net Position by Employer
As of and for the Year Ended June 30, 2022**

Employer Name	San Diego County Office Of Education	San Diego County Regional Airport Authority	San Diego County Water Authority	San Dieguito Water District	San Francisco Bay Area Water Emergency Transportation Authority	San Francisco County Superior Court	San Francisco County Transportation Authority
Additions							
Contributions:							
Employer contributions - direct	\$ -	\$ -	\$ -	\$ 48,799	\$ -	\$ 2,800,000	\$ -
Total Additions	-	-	-	48,799	-	2,800,000	-
Deductions							
OPEB reimbursements - direct	-	-	230,000	27,591	-	-	-
Net investment and other (income)/expenses	5,075,024	3,627,823	984,854	65,791	198,383	376,435	333,564
Administrative expenses	9,604	8,562	1,864	123	375	867	631
Employer withdrawal	-	-	-	-	-	-	-
Total Deductions	5,084,628	3,636,385	1,216,718	93,505	198,758	377,302	334,195
Net Increase (Decrease)	(5,084,628)	(3,636,385)	(1,216,718)	(44,706)	(198,758)	2,422,698	(334,195)
Net Position Restricted for OPEB Benefits							
Beginning of year	37,919,552	33,729,495	7,355,597	439,835	1,482,046	3,391,028	2,492,041
End of year	\$ 32,834,924	\$ 30,093,110	\$ 6,138,879	\$ 395,129	\$ 1,283,288	\$ 5,813,726	\$ 2,157,846

**California Public Employees' Retirement System
California Employers' Retiree Benefit Trust
Supplementary Schedule the Contributions and Reimbursements Outside the Trust
As of and for the Year Ended June 30, 2022
(unaudited)**

Employer Name	San Diego County Office Of Education	San Diego County Regional Airport Authority	San Diego County Water Authority	San Dieguito Water District	San Francisco Bay Area Water Emergency Transportation Authority	San Francisco County Superior Court	San Francisco County Transportation Authority
Employer contributions outside of trust	\$ 1,622,098	\$ 951,488	\$ 291,837	\$ 9,829	\$ 14,940	\$ 3,275,132	\$ 70,345
OPEB reimbursements outside of trust	1,622,098	951,488	291,837	9,829	14,940	3,275,132	70,345

(Continued)

**California Public Employees' Retirement System
California Employers' Retiree Benefit Trust
Schedule of Changes in Fiduciary Net Position by Employer
As of and for the Year Ended June 30, 2022**

Employer Name	San Francisco Unified School District	San Gabriel County Water District	San Gabriel Valley Mosquito and Vector Control District	San Gabriel Valley Municipal Water District	San Geronio Pass Water Agency	San Joaquin County Mosquito and Vector Control District	San Joaquin County Schools
Additions							
Contributions:							
Employer contributions - direct	\$ 5,000,000	\$ 280,000	\$ 510,000	\$ 200,000	\$ -	\$ 29,000	\$ -
Total Additions	5,000,000	280,000	510,000	200,000	-	29,000	-
Deductions							
OPEB reimbursements - direct	-	-	-	-	-	-	-
Net investment and other (income)/expenses	4,750,512	474,979	185,203	47,655	143,988	205,386	1,037,574
Administrative expenses	8,729	922	292	100	272	483	2,449
Employer withdrawal	-	-	-	-	-	-	-
Total Deductions	4,759,241	475,901	185,495	47,755	144,260	205,869	1,040,023
Net Increase (Decrease)	240,759	(195,901)	324,505	152,245	(144,260)	(176,869)	(1,040,023)
Net Position Restricted for OPEB Benefits							
Beginning of year	32,045,152	3,592,971	1,022,807	220,175	1,075,789	1,877,317	9,641,214
End of year	\$ 32,285,911	\$ 3,397,070	\$ 1,347,312	\$ 372,420	\$ 931,529	\$ 1,700,448	\$ 8,601,191

**California Public Employees' Retirement System
California Employers' Retiree Benefit Trust
Supplementary Schedule the Contributions and Reimbursements Outside the Trust
As of and for the Year Ended June 30, 2022
(unaudited)**

Employer Name	San Francisco Unified School District	San Gabriel County Water District	San Gabriel Valley Mosquito and Vector Control District	San Gabriel Valley Municipal Water District	San Geronio Pass Water Agency	San Joaquin County Mosquito and Vector Control District	San Joaquin County Schools
Employer contributions outside of trust	\$ 32,161,983	\$ 184,531	\$ 22,435	\$ 200,824	\$ 45,043	\$ 124,746	\$ 1,341,902
OPEB reimbursements outside of trust	32,161,983	184,531	22,435	200,824	45,043	124,746	1,341,902

(Continued)

**California Public Employees' Retirement System
California Employers' Retiree Benefit Trust
Schedule of Changes in Fiduciary Net Position by Employer
As of and for the Year Ended June 30, 2022**

Employer Name	San Joaquin Delta Community College District	San Juan Water District	San Luis Obispo Council of Governments	San Mateo County Transit District	San Ramon Valley Fire Protection District	San Ramon Valley Unified School District	Sanitary District No. 5 of Marin County
Additions							
Contributions:							
Employer contributions - direct	\$ 4,750,000	\$ 209,520	\$ 48,000	\$ 4,000,000	\$ 5,800,925	\$ 3,227,139	\$ 340,800
Total Additions	4,750,000	209,520	48,000	4,000,000	5,800,925	3,227,139	340,800
Deductions							
OPEB reimbursements - direct	-	-	-	-	-	3,162,222	-
Net investment and other (income)/expenses	2,843,887	710,640	36,046	5,364,028	7,153,613	4,515,161	152,570
Administrative expenses	5,236	1,345	77	9,687	12,857	8,555	278
Employer withdrawal	-	-	-	-	-	-	-
Total Deductions	2,849,123	711,985	36,123	5,373,715	7,166,470	7,685,938	152,848
Net Increase (Decrease)	1,900,877	(502,465)	11,877	(1,373,715)	(1,365,545)	(4,458,799)	187,952
Net Position Restricted for OPEB Benefits							
Beginning of year	16,942,398	5,309,329	280,583	37,514,721	48,114,664	34,446,567	1,013,473
End of year	\$ 18,843,275	\$ 4,806,864	\$ 292,460	\$ 36,141,006	\$ 46,749,119	\$ 29,987,768	\$ 1,201,425

**California Public Employees' Retirement System
California Employers' Retiree Benefit Trust
Supplementary Schedule the Contributions and Reimbursements Outside the Trust
As of and for the Year Ended June 30, 2022
(unaudited)**

Employer Name	San Joaquin Delta Community College District	San Juan Water District	San Luis Obispo Council of Governments	San Mateo County Transit District	San Ramon Valley Fire Protection District	San Ramon Valley Unified School District	Sanitary District No. 5 of Marin County
Employer contributions outside of trust	\$ 5,567,540	\$ 492,105	\$ 36,573	\$ 3,369,052	\$ 4,125,824	\$ 395,614	\$ 106,119
OPEB reimbursements outside of trust	5,567,540	492,105	36,573	3,369,052	4,125,824	395,614	106,119

(Continued)

**California Public Employees' Retirement System
California Employers' Retiree Benefit Trust
Schedule of Changes in Fiduciary Net Position by Employer
As of and for the Year Ended June 30, 2022**

Employer Name	Santa Ana Unified School District	Santa Ana Watershed Project Authority	Santa Barbara County Association of Governments	Santa Barbara Metropolitan Transit District	Santa Clara County Central Fire Protection District	Santa Clara County Health Authority	Santa Clara County Housing Authority
Additions							
Contributions:							
Employer contributions - direct	\$ -	\$ 46,871	\$ 25,000	\$ -	\$ 1,940,598	\$ -	\$ -
Total Additions	-	46,871	25,000	-	1,940,598	-	-
Deductions							
OPEB reimbursements - direct	-	-	-	-	-	-	-
Net investment and other (income)/expenses	5,734,127	265,576	32,569	241,870	6,641,587	2,721,847	2,244,390
Administrative expenses	13,683	528	59	486	12,540	5,151	4,512
Employer withdrawal	-	-	-	-	-	-	-
Total Deductions	5,747,810	266,104	32,628	242,356	6,654,127	2,726,998	2,248,902
Net Increase (Decrease)	(5,747,810)	(219,233)	(7,628)	(242,356)	(4,713,529)	(2,726,998)	(2,248,902)
Net Position Restricted for OPEB Benefits							
Beginning of year	53,705,362	2,078,907	214,605	1,922,729	49,275,425	20,337,802	17,850,219
End of year	\$ 47,957,552	\$ 1,859,674	\$ 206,977	\$ 1,680,373	\$ 44,561,896	\$ 17,610,804	\$ 15,601,317

**California Public Employees' Retirement System
California Employers' Retiree Benefit Trust
Supplementary Schedule the Contributions and Reimbursements Outside the Trust
As of and for the Year Ended June 30, 2022
(unaudited)**

Employer Name	Santa Ana Unified School District	Santa Ana Watershed Project Authority	Santa Barbara County Association of Governments	Santa Barbara Metropolitan Transit District	Santa Clara County Central Fire Protection District	Santa Clara County Health Authority	Santa Clara County Housing Authority
Employer contributions outside of trust	\$ 17,332,011	\$ 119,721	\$ 65,983	\$ 72,957	\$ 3,469,984	\$ 602,644	\$ 495,626
OPEB reimbursements outside of trust	17,332,011	119,721	65,983	72,957	3,469,984	602,644	495,626

(Continued)

**California Public Employees' Retirement System
California Employers' Retiree Benefit Trust
Schedule of Changes in Fiduciary Net Position by Employer
As of and for the Year Ended June 30, 2022**

Employer Name	Santa Clara County Schools	Santa Clara County Superior Court	Santa Clara Valley Water District	Santa Clarita Valley Water Agency	Santa Cruz County Office of Education	Santa Cruz County Superior Court	Santa Fe Irrigation District
Additions							
Contributions:							
Employer contributions - direct	\$ -	\$ 419,410	\$ -	\$ 804,912	\$ 1,001,730	\$ 800,000	\$ 112,347
Total Additions	-	419,410	-	804,912	1,001,730	800,000	112,347
Deductions							
OPEB reimbursements - direct	853,076	-	-	-	839,170	-	-
Net investment and other (income)/expenses	3,746,891	5,497,306	20,138,639	4,545,887	1,780,310	183,916	918,994
Administrative expenses	7,568	10,393	38,109	8,479	3,295	432	1,725
Employer withdrawal	-	-	-	-	-	-	-
Total Deductions	4,607,535	5,507,699	20,176,748	4,554,366	2,622,775	184,348	920,719
Net Increase (Decrease)	(4,607,535)	(5,088,289)	(20,176,748)	(3,749,454)	(1,621,045)	615,652	(808,372)
Net Position Restricted for OPEB Benefits							
Beginning of year	29,879,437	40,912,117	150,467,788	33,255,946	12,543,343	1,698,308	6,766,557
End of year	\$ 25,271,902	\$ 35,823,828	\$ 130,291,040	\$ 29,506,492	\$ 10,922,298	\$ 2,313,960	\$ 5,958,185

**California Public Employees' Retirement System
California Employers' Retiree Benefit Trust
Supplementary Schedule the Contributions and Reimbursements Outside the Trust
As of and for the Year Ended June 30, 2022
(unaudited)**

Employer Name	Santa Clara County Schools	Santa Clara County Superior Court	Santa Clara Valley Water District	Santa Clarita Valley Water Agency	Santa Cruz County Office of Education	Santa Cruz County Superior Court	Santa Fe Irrigation District
Employer contributions outside of trust	\$ -	\$ 5,472,838	\$ 11,562,093	\$ 812,021	\$ 79,221	\$ 462,319	\$ 479,911
OPEB reimbursements outside of trust	-	5,472,838	11,562,093	812,021	79,221	462,319	479,911

(Continued)

**California Public Employees' Retirement System
California Employers' Retiree Benefit Trust
Schedule of Changes in Fiduciary Net Position by Employer
As of and for the Year Ended June 30, 2022**

Employer Name	Santa Monica Community College District	Santa Monica-Malibu Unified School District	Sausalito Marin City Sanitary District	Scotts Valley Fire Protection District	Selma-Kingsburg- Fowler County Sanitation District	Sequoia Union High School District	Shasta County Schools
Additions							
Contributions:							
Employer contributions - direct	\$ -	\$ -	\$ -	\$ 155,000	\$ 105,104	\$ -	\$ -
Total Additions	-	-	-	155,000	105,104	-	-
Deductions							
OPEB reimbursements - direct	-	-	123,882	-	-	-	-
Net investment and other (income)/expenses	1,325,968	1,035,828	358,224	67,154	195,064	1,294,654	375,377
Administrative expenses	2,509	1,960	723	121	387	2,450	901
Employer withdrawal	-	-	-	-	-	-	-
Total Deductions	1,328,477	1,037,788	482,829	67,275	195,451	1,297,104	376,278
Net Increase (Decrease)	(1,328,477)	(1,037,788)	(482,829)	87,725	(90,347)	(1,297,104)	(376,278)
Net Position Restricted for OPEB Benefits							
Beginning of year	9,905,345	7,736,108	2,856,724	360,014	1,512,690	9,674,934	3,715,798
End of year	\$ 8,576,868	\$ 6,698,320	\$ 2,373,895	\$ 447,739	\$ 1,422,343	\$ 8,377,830	\$ 3,339,520

**California Public Employees' Retirement System
California Employers' Retiree Benefit Trust
Supplementary Schedule the Contributions and Reimbursements Outside the Trust
As of and for the Year Ended June 30, 2022
(unaudited)**

Employer Name	Santa Monica Community College District	Santa Monica-Malibu Unified School District	Sausalito Marin City Sanitary District	Scotts Valley Fire Protection District	Selma-Kingsburg- Fowler County Sanitation District	Sequoia Union High School District	Shasta County Schools
Employer contributions outside of trust	\$ 5,294,556	\$ 1,765,036	\$ 23,827	\$ 80,447	\$ 72,196	\$ 2,657,567	\$ 270,450
OPEB reimbursements outside of trust	5,294,556	1,765,036	23,827	80,447	72,196	2,657,567	270,450

(Continued)

**California Public Employees' Retirement System
California Employers' Retiree Benefit Trust
Schedule of Changes in Fiduciary Net Position by Employer
As of and for the Year Ended June 30, 2022**

Employer Name	Shasta Lake Fire Protection District	Shasta Mosquito and Vector Control District	Shasta Regional Transportation Agency	Shasta Union Elementary School District	Shasta Union High School District	Sierra County Superior Court	Sierra-Sacramento Valley Emergency Medical Services Agency
Additions							
Contributions:							
Employer contributions - direct	\$ -	\$ -	\$ 38,323	\$ -	\$ -	\$ -	\$ -
Total Additions	-	-	38,323	-	-	-	-
Deductions							
OPEB reimbursements - direct	-	-	-	-	48,323	-	52,945
Net investment and other (income)/expenses	20,976	155,428	35,688	11,886	283,264	15,218	340,184
Administrative expenses	42	312	67	23	545	36	647
Employer withdrawal	-	-	-	-	-	-	-
Total Deductions	21,018	155,740	35,755	11,909	332,132	15,254	393,776
Net Increase (Decrease)	(21,018)	(155,740)	2,568	(11,909)	(332,132)	(15,254)	(393,776)
Net Position Restricted for OPEB Benefits							
Beginning of year	166,811	1,236,038	266,583	88,766	2,173,798	141,459	2,547,099
End of year	\$ 145,793	\$ 1,080,298	\$ 269,151	\$ 76,857	\$ 1,841,666	\$ 126,205	\$ 2,153,323

**California Public Employees' Retirement System
California Employers' Retiree Benefit Trust
Supplementary Schedule the Contributions and Reimbursements Outside the Trust
As of and for the Year Ended June 30, 2022
(unaudited)**

Employer Name	Shasta Lake Fire Protection District	Shasta Mosquito and Vector Control District	Shasta Regional Transportation Agency	Shasta Union Elementary School District	Shasta Union High School District	Sierra County Superior Court	Sierra-Sacramento Valley Emergency Medical Services Agency
Employer contributions outside of trust	\$ 5,173	\$ 90,561	\$ 10,493	\$ -	\$ 721,146	\$ 2,822	\$ -
OPEB reimbursements outside of trust	5,173	90,561	10,493	-	721,146	2,822	-

(Continued)

**California Public Employees' Retirement System
California Employers' Retiree Benefit Trust
Schedule of Changes in Fiduciary Net Position by Employer
As of and for the Year Ended June 30, 2022**

Employer Name	Silicon Valley Clean Water	Siskiyou County Office of Education	Solano County Mosquito Abatement District	Solano County Superior Court	Solano County Water Agency	Sonoma County Fire District	Sonoma County Library
Additions							
Contributions:							
Employer contributions - direct	\$ -	\$ -	\$ 1,000,000	\$ 1,666,000	\$ -	\$ 150,000	\$ 750,000
Total Additions	-	-	1,000,000	1,666,000	-	150,000	750,000
Deductions							
OPEB reimbursements - direct	356,942	-	-	-	-	-	-
Net investment and other (income)/expenses	1,128,613	750,079	213,753	201,220	302,716	514,484	896,525
Administrative expenses	2,778	1,432	437	391	609	979	2,116
Employer withdrawal	-	-	-	-	-	-	-
Total Deductions	1,488,333	751,511	214,190	201,611	303,325	515,463	898,641
Net Increase (Decrease)	(1,488,333)	(751,511)	785,810	1,464,389	(303,325)	(365,463)	(148,641)
Net Position Restricted for OPEB Benefits							
Beginning of year	11,023,625	5,630,317	1,638,231	1,540,704	2,407,035	3,860,402	8,336,284
End of year	\$ 9,535,292	\$ 4,878,806	\$ 2,424,041	\$ 3,005,093	\$ 2,103,710	\$ 3,494,939	\$ 8,187,643

**California Public Employees' Retirement System
California Employers' Retiree Benefit Trust
Supplementary Schedule the Contributions and Reimbursements Outside the Trust
As of and for the Year Ended June 30, 2022
(unaudited)**

Employer Name	Silicon Valley Clean Water	Siskiyou County Office of Education	Solano County Mosquito Abatement District	Solano County Superior Court	Solano County Water Agency	Sonoma County Fire District	Sonoma County Library
Employer contributions outside of trust	\$ 197,603	\$ 323,836	\$ 101,806	\$ 328,355	\$ 23,641	\$ 255,666	\$ 772,268
OPEB reimbursements outside of trust	197,603	323,836	101,806	328,355	23,641	255,666	772,268

(Continued)

**California Public Employees' Retirement System
California Employers' Retiree Benefit Trust
Schedule of Changes in Fiduciary Net Position by Employer
As of and for the Year Ended June 30, 2022**

Employer Name	Soquel Creek Water District	South Bay Regional Public Communications Authority	South Coast Water District	South Placer Municipal Utility District	South San Joaquin Irrigation District	Southern California Association of Governments	Southern California Regional Rail Authority
Additions							
Contributions:							
Employer contributions - direct	\$ 606,518	\$ 192,679	\$ 572,000	\$ 116,528	\$ -	\$ 138,981	\$ 1,279,657
Total Additions	606,518	192,679	572,000	116,528	-	138,981	1,279,657
Deductions							
OPEB reimbursements - direct	-	-	320,875	-	-	-	-
Net investment and other (income)/expenses	786,840	53,224	1,169,791	799,892	665,000	1,176,652	2,487,770
Administrative expenses	1,428	83	2,199	1,607	1,258	2,210	4,670
Employer withdrawal	-	-	-	-	-	-	-
Total Deductions	788,268	53,307	1,492,865	801,499	666,258	1,178,862	2,492,440
Net Increase (Decrease)	(181,750)	139,372	(920,865)	(684,971)	(666,258)	(1,039,881)	(1,212,783)
Net Position Restricted for OPEB Benefits							
Beginning of year	5,362,754	250,182	8,672,525	6,286,359	4,969,362	8,660,936	18,426,224
End of year	\$ 5,181,004	\$ 389,554	\$ 7,751,660	\$ 5,601,388	\$ 4,303,104	\$ 7,621,055	\$ 17,213,441

**California Public Employees' Retirement System
California Employers' Retiree Benefit Trust
Supplementary Schedule the Contributions and Reimbursements Outside the Trust
As of and for the Year Ended June 30, 2022
(unaudited)**

Employer Name	Soquel Creek Water District	South Bay Regional Public Communications Authority	South Coast Water District	South Placer Municipal Utility District	South San Joaquin Irrigation District	Southern California Association of Governments	Southern California Regional Rail Authority
Employer contributions outside of trust	\$ 465,863	\$ 99,884	\$ 71,000	\$ 329,841	\$ 415,486	\$ 633,885	\$ 1,386,343
OPEB reimbursements outside of trust	465,863	99,884	71,000	329,841	415,486	633,885	1,386,343

(Continued)

**California Public Employees' Retirement System
California Employers' Retiree Benefit Trust
Schedule of Changes in Fiduciary Net Position by Employer
As of and for the Year Ended June 30, 2022**

Employer Name	Special District Risk Management Authority	St. Helena Unified School District	Stanislaus County Housing Authority	State Bar Of California	State of California - BU - Service Employees International Union 1,3,4,11,14,15,17,20,& 21	State of California - BU 10 - Professional Scientists	State of California - BU 12 - Craft and Maintenance
Additions							
Contributions:							
Employer contributions - direct	\$ 51,035	\$ 50,000	\$ -	\$ 3,503,000	\$ 824,972,753	\$ 27,920,635	\$ 94,712,865
Total Additions	51,035	50,000	-	3,503,000	824,972,753	27,920,635	94,712,865
Deductions							
OPEB reimbursements - direct	-	-	-	-	-	-	-
Net investment and other (income)/expenses	163,111	31,793	1,693,572	4,521,340	228,600,604	12,819,105	37,298,075
Administrative expenses	303	52	3,205	9,983	333,175	20,887	59,073
Employer withdrawal	-	-	-	-	-	-	-
Total Deductions	163,414	31,845	1,696,777	4,531,323	228,933,779	12,839,992	37,357,148
Net Increase (Decrease)	(112,379)	18,155	(1,696,777)	(1,028,323)	596,038,974	15,080,643	57,355,717
Net Position Restricted for OPEB Benefits							
Beginning of year	1,192,957	188,881	12,654,832	37,661,477	914,260,801	68,888,115	186,671,142
End of year	\$ 1,080,578	\$ 207,036	\$ 10,958,055	\$ 36,633,154	\$ 1,510,299,775	\$ 83,968,758	\$ 244,026,859

**California Public Employees' Retirement System
California Employers' Retiree Benefit Trust
Supplementary Schedule the Contributions and Reimbursements Outside the Trust
As of and for the Year Ended June 30, 2022
(unaudited)**

Employer Name	Special District Risk Management Authority	St. Helena Unified School District	Stanislaus County Housing Authority	State Bar Of California	State of California - BU - Service Employees International Union 1,3,4,11,14,15,17,20,& 21	State of California - BU 10 - Professional Scientists	State of California - BU 12 - Craft and Maintenance
Employer contributions outside of trust	\$ 43,020	\$ 235,685	\$ 866,615	\$ 1,460,415	\$ 844,814,000	\$ 27,601,000	\$ 128,593,000
OPEB reimbursements outside of trust	43,020	235,685	866,615	1,460,415	844,814,000	27,601,000	128,593,000

(Continued)

**California Public Employees' Retirement System
California Employers' Retiree Benefit Trust
Schedule of Changes in Fiduciary Net Position by Employer
As of and for the Year Ended June 30, 2022**

Employer Name	State of California - BU 13 - International Union of Operating Engineers (IUOE)	State of California - BU 16 - Physicians, Dentists, and Podiatrists	State of California - BU 18 - California Association of Psychiatric Technicians	State of California - BU 19 - American Federation of State, County and Municipal Employees	State of California - BU 2 - California Attorneys, Administrative Law Judges, Hearing Officers in State Employment	State of California - BU 5 - California Highway Patrol	State of California - BU 6 - California Correctional Peace Officers Association
Additions							
Contributions:							
Employer contributions - direct	\$ 9,318,403	\$ 16,350,572	\$ 52,289,279	\$ 48,967,761	\$ 37,712,123	\$ 129,032,223	\$ 354,128,301
Total Additions	9,318,403	16,350,572	52,289,279	48,967,761	37,712,123	129,032,223	354,128,301
Deductions							
OPEB reimbursements - direct	-	-	-	-	-	-	-
Net investment and other (income)/expenses	3,694,103	9,786,065	19,048,398	19,491,063	16,701,570	102,286,758	209,053,482
Administrative expenses	5,863	16,592	29,713	30,929	27,104	177,476	352,710
Employer withdrawal	-	-	-	-	-	-	-
Total Deductions	3,699,966	9,802,657	19,078,111	19,521,992	16,728,674	102,464,234	209,406,192
Net Increase (Decrease)	5,618,437	6,547,915	33,211,168	29,445,769	20,983,449	26,567,989	144,722,109
Net Position Restricted for OPEB Benefits							
Beginning of year	18,583,219	57,518,206	91,861,489	97,709,425	88,878,629	631,538,111	1,218,427,512
End of year	\$ 24,201,656	\$ 64,066,121	\$ 125,072,657	\$ 127,155,194	\$ 109,862,078	\$ 658,106,100	\$ 1,363,149,621

**California Public Employees' Retirement System
California Employers' Retiree Benefit Trust
Supplementary Schedule the Contributions and Reimbursements Outside the Trust
As of and for the Year Ended June 30, 2022
(unaudited)**

Employer Name	State of California - BU 13 - International Union of Operating Engineers (IUOE)	State of California - BU 16 - Physicians, Dentists, and Podiatrists	State of California - BU 18 - California Association of Psychiatric Technicians	State of California - BU 19 - American Federation of State, County and Municipal Employees	State of California - BU 2 - California Attorneys, Administrative Law Judges, Hearing Officers in State Employment	State of California - BU 5 - California Highway Patrol	State of California - BU 6 - California Correctional Peace Officers Association
Employer contributions outside of trust	\$ 12,753,000	\$ 18,405,000	\$ 56,658,000	\$ 41,727,000	\$ 32,901,000	\$ 128,520,000	\$ 435,879,000
OPEB reimbursements outside of trust	12,753,000	18,405,000	56,658,000	41,727,000	32,901,000	128,520,000	435,879,000

(Continued)

**California Public Employees' Retirement System
California Employers' Retiree Benefit Trust
Schedule of Changes in Fiduciary Net Position by Employer
As of and for the Year Ended June 30, 2022**

Employer Name	State of California - BU 7 - California Statewide Law Enforcement Association	State of California - BU 8 - California Department of Forestry and Fire Protection Firefighters	State of California - BU 9 - Professional Engineers in California Government	State of California - Excluded/Exempt	State of California - State Employees of the Judicial Branch (Excluding Justices/Judges)	Stege Sanitary District	Stinson Beach County Water District
Additions							
Contributions:							
Employer contributions - direct	\$ 76,351,671	\$ 79,809,265	\$ 95,742,204	\$ 42,668,737	\$ 8,586,035	\$ -	\$ 34,000
Total Additions	76,351,671	79,809,265	95,742,204	42,668,737	8,586,035	-	34,000
Deductions							
OPEB reimbursements - direct	-	-	-	-	-	-	-
Net investment and other (income)/expenses	34,197,138	29,388,716	42,399,080	11,673,714	7,275,530	39,791	47,315
Administrative expenses	55,460	46,100	68,731	16,963	12,804	75	92
Employer withdrawal	-	-	-	-	-	-	-
Total Deductions	34,252,598	29,434,816	42,467,811	11,690,677	7,288,334	39,866	47,407
Net Increase (Decrease)	42,099,073	50,374,449	53,274,393	30,978,060	1,297,701	(39,866)	(13,407)
Net Position Restricted for OPEB Benefits							
Beginning of year	181,421,989	143,282,059	225,214,516	46,203,729	47,013,239	297,326	359,885
End of year	\$ 223,521,062	\$ 193,656,508	\$ 278,488,909	\$ 77,181,789	\$ 48,310,940	\$ 257,460	\$ 346,478

**California Public Employees' Retirement System
California Employers' Retiree Benefit Trust
Supplementary Schedule the Contributions and Reimbursements Outside the Trust
As of and for the Year Ended June 30, 2022
(unaudited)**

Employer Name	State of California - BU 7 - California Statewide Law Enforcement Association	State of California - BU 8 - California Department of Forestry and Fire Protection Firefighters	State of California - BU 9 - Professional Engineers in California Government	State of California - Excluded/Exempt	State of California - State Employees of the Judicial Branch (Excluding Justices/Judges)	Stege Sanitary District	Stinson Beach County Water District
Employer contributions outside of trust	\$ 85,492,000	\$ 60,932,000	\$ 115,076,000	\$ 52,551,000	\$ 14,035,000	\$ 24,029	\$ 13,421
OPEB reimbursements outside of trust	85,492,000	60,932,000	115,076,000	52,551,000	14,035,000	24,029	13,421

(Continued)

**California Public Employees' Retirement System
California Employers' Retiree Benefit Trust
Schedule of Changes in Fiduciary Net Position by Employer
As of and for the Year Ended June 30, 2022**

Employer Name	Successor Agency to the Redevelopment Agency of the City & County of San Francisco	Sunnyslope County Water District	Superior Court of California County of San Luis Obispo	Superior Court of Contra Costa	Superior Court of Madera County	Sutter County Superior Court	Sweetwater Authority
Additions							
Contributions:							
Employer contributions - direct	\$ 833,639	\$ -	\$ 250,000	\$ 900,000	\$ -	\$ 50,000	\$ -
Total Additions	833,639	-	250,000	900,000	-	50,000	-
Deductions							
OPEB reimbursements - direct	-	10,152	-	-	-	-	-
Net investment and other (income)/expenses	2,079,905	99,820	-	1,260,351	6,518	84,209	456,430
Administrative expenses	3,934	190	-	2,968	15	159	864
Employer withdrawal	-	-	-	-	-	-	-
Total Deductions	2,083,839	110,162	-	1,263,319	6,533	84,368	457,294
Net Increase (Decrease)	(1,250,200)	(110,162)	250,000	(363,319)	(6,533)	(34,368)	(457,294)
Net Position Restricted for OPEB Benefits							
Beginning of year	14,739,749	750,448	-	11,686,931	60,618	629,111	3,410,167
End of year	\$ 13,489,549	\$ 640,286	\$ 250,000	\$ 11,323,612	\$ 54,085	\$ 594,743	\$ 2,952,873

**California Public Employees' Retirement System
California Employers' Retiree Benefit Trust
Supplementary Schedule the Contributions and Reimbursements Outside the Trust
As of and for the Year Ended June 30, 2022
(unaudited)**

Employer Name	Successor Agency to the Redevelopment Agency of the City & County of San Francisco	Sunnyslope County Water District	Superior Court of California County of San Luis Obispo	Superior Court of Contra Costa	Superior Court of Madera County	Sutter County Superior Court	Sweetwater Authority
Employer contributions outside of trust	\$ 964,000	\$ 2,364	\$ 199,211	\$ 2,992,799	\$ 352,437	\$ 148,608	\$ 370,659
OPEB reimbursements outside of trust	964,000	2,364	199,211	2,992,799	352,437	148,608	370,659

(Continued)

**California Public Employees' Retirement System
California Employers' Retiree Benefit Trust
Schedule of Changes in Fiduciary Net Position by Employer
As of and for the Year Ended June 30, 2022**

Employer Name	Sweetwater Springs Water District	Tahoe City Public Utility District	Tahoe-Truckee Sanitation Agency	Tamalpais Community Services District	Tamalpais Union High School District	Tehachapi-Cummings County Water District	Templeton Community Services District
Additions							
Contributions:							
Employer contributions - direct	\$ 3,000	\$ 318,914	\$ -	\$ -	\$ 672,957	\$ 13,986	\$ -
Total Additions	3,000	318,914	-	-	672,957	13,986	-
Deductions							
OPEB reimbursements - direct	-	-	450,000	-	596,646	-	-
Net investment and other (income)/expenses	9,017	419,226	1,970,376	25,079	887,535	17,037	422,717
Administrative expenses	17	756	3,729	47	1,659	38	850
Employer withdrawal	-	-	-	-	-	-	-
Total Deductions	9,034	419,982	2,424,105	25,126	1,485,840	17,075	423,567
Net Increase (Decrease)	(6,034)	(101,068)	(2,424,105)	(25,126)	(812,883)	(3,089)	(423,567)
Net Position Restricted for OPEB Benefits							
Beginning of year	63,865	2,860,337	14,723,124	185,329	6,370,304	145,120	3,362,357
End of year	\$ 57,831	\$ 2,759,269	\$ 12,299,019	\$ 160,203	\$ 5,557,421	\$ 142,031	\$ 2,938,790

**California Public Employees' Retirement System
California Employers' Retiree Benefit Trust
Supplementary Schedule the Contributions and Reimbursements Outside the Trust
As of and for the Year Ended June 30, 2022
(unaudited)**

Employer Name	Sweetwater Springs Water District	Tahoe City Public Utility District	Tahoe-Truckee Sanitation Agency	Tamalpais Community Services District	Tamalpais Union High School District	Tehachapi-Cummings County Water District	Templeton Community Services District
Employer contributions outside of trust	\$ 8,760	\$ 317,174	\$ 244,647	\$ 74,706	\$ 161,993	\$ 56,971	\$ 171,647
OPEB reimbursements outside of trust	8,760	317,174	244,647	74,706	161,993	56,971	171,647

(Continued)

**California Public Employees' Retirement System
California Employers' Retiree Benefit Trust
Schedule of Changes in Fiduciary Net Position by Employer
As of and for the Year Ended June 30, 2022**

Employer Name	Tiburon Fire Protection District	Town of Corte Madera	Town of Fairfax	Town of Hillsborough	Town of Los Altos Hills	Town of Los Gatos	Town of Portola Valley
Additions							
Contributions:							
Employer contributions - direct	\$ -	\$ 990,046	\$ 200,000	\$ -	\$ -	\$ 148,963	\$ 559,932
Total Additions	-	990,046	200,000	-	-	148,963	559,932
Deductions							
OPEB reimbursements - direct	-	-	-	-	129,326	-	-
Net investment and other (income)/expenses	696,892	657,034	237,014	1,427,290	414,716	3,510,434	80,574
Administrative expenses	1,645	1,114	437	2,701	788	6,645	133
Employer withdrawal	-	-	-	-	-	-	-
Total Deductions	698,537	658,148	237,451	1,429,991	544,830	3,517,079	80,707
Net Increase (Decrease)	(698,537)	331,898	(37,451)	(1,429,991)	(544,830)	(3,368,116)	479,225
Net Position Restricted for OPEB Benefits							
Beginning of year	6,479,417	4,060,782	1,622,241	10,663,575	3,106,101	26,228,423	-
End of year	\$ 5,780,880	\$ 4,392,680	\$ 1,584,790	\$ 9,233,584	\$ 2,561,271	\$ 22,860,307	\$ 479,225

**California Public Employees' Retirement System
California Employers' Retiree Benefit Trust
Supplementary Schedule the Contributions and Reimbursements Outside the Trust
As of and for the Year Ended June 30, 2022
(unaudited)**

Employer Name	Tiburon Fire Protection District	Town of Corte Madera	Town of Fairfax	Town of Hillsborough	Town of Los Altos Hills	Town of Los Gatos	Town of Portola Valley
Employer contributions outside of trust	\$ 323,586	\$ 535,551	\$ 100,718	\$ 1,342,273	\$ -	\$ 1,591,150	\$ 6,456
OPEB reimbursements outside of trust	323,586	535,551	100,718	1,342,273	-	1,591,150	6,456

(Continued)

**California Public Employees' Retirement System
California Employers' Retiree Benefit Trust
Schedule of Changes in Fiduciary Net Position by Employer
As of and for the Year Ended June 30, 2022**

Employer Name	Town of Ross	Town of San Anselmo	Town of Truckee	Trabuco Canyon Water District	Transbay Joint Powers Authority	Transportation Authority of Marin	Trinity County Superior Court
Additions							
Contributions:							
Employer contributions - direct	\$ -	\$ 54,952	\$ 194,652	\$ -	\$ 33,366	\$ -	\$ 325,000
Total Additions	-	54,952	194,652	-	33,366	-	325,000
Deductions							
OPEB reimbursements - direct	22,496	-	-	-	-	-	-
Net investment and other (income)/expenses	78,483	25,678	166,260	480,474	53,927	4,191	157,741
Administrative expenses	160	53	371	909	128	8	312
Employer withdrawal	-	-	-	-	-	-	-
Total Deductions	101,139	25,731	166,631	481,383	54,055	4,199	158,053
Net Increase (Decrease)	(101,139)	29,221	28,021	(481,383)	(20,689)	(4,199)	166,947
Net Position Restricted for OPEB Benefits							
Beginning of year	640,604	207,871	1,378,492	3,587,733	503,857	33,336	1,231,781
End of year	\$ 539,465	\$ 237,092	\$ 1,406,513	\$ 3,106,350	\$ 483,168	\$ 29,137	\$ 1,398,728

**California Public Employees' Retirement System
California Employers' Retiree Benefit Trust
Supplementary Schedule the Contributions and Reimbursements Outside the Trust
As of and for the Year Ended June 30, 2022
(unaudited)**

Employer Name	Town of Ross	Town of San Anselmo	Town of Truckee	Trabuco Canyon Water District	Transbay Joint Powers Authority	Transportation Authority of Marin	Trinity County Superior Court
Employer contributions outside of trust	\$ -	\$ 125,440	\$ 77,063	\$ 180,504	\$ 7,740	\$ 7,451	\$ 72,237
OPEB reimbursements outside of trust	-	125,440	77,063	180,504	7,740	7,451	72,237

(Continued)

**California Public Employees' Retirement System
California Employers' Retiree Benefit Trust
Schedule of Changes in Fiduciary Net Position by Employer
As of and for the Year Ended June 30, 2022**

Employer Name	Truckee Donner Public Utilities District	Truckee Fire Protection District	Truckee Sanitary District	Tuolumne Utilities District	Turlock Irrigation District	Turlock Mosquito Abatement District	Twentynine Palms Water District
Additions							
Contributions:							
Employer contributions - direct	\$ 114,255	\$ -	\$ 200,000	\$ 554,122	\$ -	\$ -	-
Total Additions	114,255	-	200,000	554,122	-	-	-
Deductions							
OPEB reimbursements - direct	-	-	-	-	1,760,690	-	-
Net investment and other (income)/expenses	488,546	746,844	921,801	1,463,521	4,181,878	55,711	85,415
Administrative expenses	912	1,413	1,728	2,735	7,914	131	202
Employer withdrawal	-	-	-	-	-	-	-
Total Deductions	489,458	748,257	923,529	1,466,256	5,950,482	55,842	85,617
Net Increase (Decrease)	(375,203)	(748,257)	(723,529)	(912,134)	(5,950,482)	(55,842)	(85,617)
Net Position Restricted for OPEB Benefits							
Beginning of year	3,546,966	5,579,665	6,788,791	10,732,934	31,249,988	518,093	793,983
End of year	\$ 3,171,763	\$ 4,831,408	\$ 6,065,262	\$ 9,820,800	\$ 25,299,506	\$ 462,251	\$ 708,366

**California Public Employees' Retirement System
California Employers' Retiree Benefit Trust
Supplementary Schedule the Contributions and Reimbursements Outside the Trust
As of and for the Year Ended June 30, 2022
(unaudited)**

Employer Name	Truckee Donner Public Utilities District	Truckee Fire Protection District	Truckee Sanitary District	Tuolumne Utilities District	Turlock Irrigation District	Turlock Mosquito Abatement District	Twentynine Palms Water District
Employer contributions outside of trust	\$ 907,802	\$ 436,560	\$ 241,422	\$ 835,671	\$ -	\$ 14,709	\$ 35,401
OPEB reimbursements outside of trust	907,802	436,560	241,422	835,671	-	14,709	35,401

(Continued)

**California Public Employees' Retirement System
California Employers' Retiree Benefit Trust
Schedule of Changes in Fiduciary Net Position by Employer
As of and for the Year Ended June 30, 2022**

Employer Name	Union Sanitary District	United Water Conservation District	Upper San Gabriel Valley Municipal Water District	Vacaville Unified School District	Vallecitos Water District	Vallejo Flood and Wastewater District	Valley Center Municipal Water District
Additions							
Contributions:							
Employer contributions - direct	\$ 910,000	\$ -	\$ 88,658	\$ 1,330,681	\$ -	\$ 710,111	\$ 935,370
Total Additions	910,000	-	88,658	1,330,681	-	710,111	935,370
Deductions							
OPEB reimbursements - direct	-	-	-	-	373,386	-	-
Net investment and other (income)/expenses	1,492,684	165,090	321,928	2,263,808	876,326	2,052,078	1,163,850
Administrative expenses	2,946	312	609	4,088	1,762	3,833	2,097
Employer withdrawal	-	-	-	-	-	-	-
Total Deductions	1,495,630	165,402	322,537	2,267,896	1,251,474	2,055,911	1,165,947
Net Increase (Decrease)	(585,630)	(165,402)	(233,879)	(937,215)	(1,251,474)	(1,345,800)	(230,577)
Net Position Restricted for OPEB Benefits							
Beginning of year	10,867,792	1,233,294	2,405,067	15,581,997	6,969,651	14,966,723	7,876,887
End of year	\$ 10,282,162	\$ 1,067,892	\$ 2,171,188	\$ 14,644,782	\$ 5,718,177	\$ 13,620,923	\$ 7,646,310

**California Public Employees' Retirement System
California Employers' Retiree Benefit Trust
Supplementary Schedule the Contributions and Reimbursements Outside the Trust
As of and for the Year Ended June 30, 2022
(unaudited)**

Employer Name	Union Sanitary District	United Water Conservation District	Upper San Gabriel Valley Municipal Water District	Vacaville Unified School District	Vallecitos Water District	Vallejo Flood and Wastewater District	Valley Center Municipal Water District
Employer contributions outside of trust	\$ 675,134	\$ 29,784	\$ 120,993	\$ 1,967,940	\$ 119,743	\$ 1,487,182	\$ 414,491
OPEB reimbursements outside of trust	675,134	29,784	120,993	1,967,940	119,743	1,487,182	414,491

(Continued)

**California Public Employees' Retirement System
California Employers' Retiree Benefit Trust
Schedule of Changes in Fiduciary Net Position by Employer
As of and for the Year Ended June 30, 2022**

Employer Name	Valley County Water District	Valley of the Moon Water District	Valley Sanitary District	Ventura County Law Library	Ventura County Transportation Commission	Vista Irrigation District	Water Replenishment District of Southern California
Additions							
Contributions:							
Employer contributions - direct	\$ -	\$ -	\$ 43,534	\$ -	\$ 49,050	\$ -	\$ 890,000
Total Additions	-	-	43,534	-	49,050	-	890,000
Deductions							
OPEB reimbursements - direct	-	-	-	-	-	449,944	-
Net investment and other (income)/expenses	317,257	221,655	37,097	19,874	248,316	753,633	1,482,317
Administrative expenses	593	419	65	40	478	1,484	2,980
Employer withdrawal	-	-	-	-	-	-	-
Total Deductions	317,850	222,074	37,162	19,914	248,794	1,205,061	1,485,297
Net Increase (Decrease)	(317,850)	(222,074)	6,372	(19,914)	(199,744)	(1,205,061)	(595,297)
Net Position Restricted for OPEB Benefits							
Beginning of year	2,354,800	1,656,301	254,400	157,972	1,891,866	5,997,069	11,786,312
End of year	\$ 2,036,950	\$ 1,434,227	\$ 260,772	\$ 138,058	\$ 1,692,122	\$ 4,792,008	\$ 11,191,015

**California Public Employees' Retirement System
California Employers' Retiree Benefit Trust
Supplementary Schedule the Contributions and Reimbursements Outside the Trust
As of and for the Year Ended June 30, 2022
(unaudited)**

Employer Name	Valley County Water District	Valley of the Moon Water District	Valley Sanitary District	Ventura County Law Library	Ventura County Transportation Commission	Vista Irrigation District	Water Replenishment District of Southern California
Employer contributions outside of trust	\$ 171,827	\$ 128,000	\$ 45,341	\$ 32,248	\$ 86,950	\$ 94,500	\$ 576,365
OPEB reimbursements outside of trust	171,827	128,000	45,341	32,248	86,950	94,500	576,365

(Continued)

**California Public Employees' Retirement System
California Employers' Retiree Benefit Trust
Schedule of Changes in Fiduciary Net Position by Employer
As of and for the Year Ended June 30, 2022**

Employer Name	West Basin Municipal Water District	West Contra Costa Unified School District	West Valley Sanitation District of Santa Clara County	West Valley Water District	West Valley-Mission Community College District	Westborough Water District	Western Placer Unified School District
Additions							
Contributions:							
Employer contributions - direct	\$ 467,287	\$ -	\$ -	\$ 706,313	\$ -	\$ 19,371	\$ -
Total Additions	467,287	-	-	706,313	-	19,371	-
Deductions							
OPEB reimbursements - direct	293,538	-	-	-	-	-	-
Net investment and other (income)/expenses	2,117,348	4,279,095	593,921	638,994	9,474,317	95,078	831,147
Administrative expenses	3,938	8,098	1,124	1,123	22,362	180	1,573
Employer withdrawal	-	-	-	-	-	-	-
Total Deductions	2,414,824	4,287,193	595,045	640,117	9,496,679	95,258	832,720
Net Increase (Decrease)	(1,947,537)	(4,287,193)	(595,045)	66,196	(9,496,679)	(75,887)	(832,720)
Net Position Restricted for OPEB Benefits							
Beginning of year	15,408,986	31,953,225	4,437,364	3,959,239	88,081,316	710,351	6,210,713
End of year	\$ 13,461,449	\$ 27,666,032	\$ 3,842,319	\$ 4,025,435	\$ 78,584,637	\$ 634,464	\$ 5,377,993

**California Public Employees' Retirement System
California Employers' Retiree Benefit Trust
Supplementary Schedule the Contributions and Reimbursements Outside the Trust
As of and for the Year Ended June 30, 2022
(unaudited)**

Employer Name	West Basin Municipal Water District	West Contra Costa Unified School District	West Valley Sanitation District of Santa Clara County	West Valley Water District	West Valley-Mission Community College District	Westborough Water District	Western Placer Unified School District
Employer contributions outside of trust	\$ 82,117	\$ 17,170,214	\$ 156,747	\$ 404,486	\$ 4,021,112	\$ 30,760	\$ 182,207
OPEB reimbursements outside of trust	82,117	17,170,214	156,747	404,486	4,021,112	30,760	182,207

(Continued)

**California Public Employees' Retirement System
California Employers' Retiree Benefit Trust
Schedule of Changes in Fiduciary Net Position by Employer
As of and for the Year Ended June 30, 2022**

Employer Name	Western Riverside County Regional Conservation Authority	Westlands Water District	Woodside Fire Protection District	Yolo County Housing Authority	Yolo County Superior Court	Yolo County Transportation District	Yolo-Solano Air Quality Management District
Additions							
Contributions:							
Employer contributions - direct	\$ -	\$ -	\$ 1,122,748	\$ 74,485	\$ 540,000	\$ -	\$ 206,052
Total Additions	-	-	1,122,748	74,485	540,000	-	206,052
Deductions							
OPEB reimbursements - direct	-	-	-	-	-	-	-
Net investment and other (income)/expenses	24,018	2,085,902	2,253,349	604,970	991,969	191,692	272,880
Administrative expenses	45	3,947	4,250	1,144	1,990	363	487
Employer withdrawal	-	-	-	-	-	-	-
Total Deductions	24,063	2,089,849	2,257,599	606,114	993,959	192,055	273,367
Net Increase (Decrease)	(24,063)	(2,089,849)	(1,134,851)	(531,629)	(453,959)	(192,055)	(67,315)
Net Position Restricted for OPEB Benefits							
Beginning of year	179,451	15,584,491	16,774,554	4,516,511	7,868,355	1,432,291	1,883,238
End of year	\$ 155,388	\$ 13,494,642	\$ 15,639,703	\$ 3,984,882	\$ 7,414,396	\$ 1,240,236	\$ 1,815,923

**California Public Employees' Retirement System
California Employers' Retiree Benefit Trust
Supplementary Schedule the Contributions and Reimbursements Outside the Trust
As of and for the Year Ended June 30, 2022
(unaudited)**

Employer Name	Western Riverside County Regional Conservation Authority	Westlands Water District	Woodside Fire Protection District	Yolo County Housing Authority	Yolo County Superior Court	Yolo County Transportation District	Yolo-Solano Air Quality Management District
Employer contributions outside of trust	\$ 20,871	\$ 865,366	\$ 875,716	\$ 141,310	\$ 291,196	\$ 76,132	\$ 220,817
OPEB reimbursements outside of trust	20,871	865,366	875,716	141,310	291,196	76,132	220,817

(Continued)

**California Public Employees' Retirement System
California Employers' Retiree Benefit Trust
Schedule of Changes in Fiduciary Net Position by Employer
As of and for the Year Ended June 30, 2022**

Employer Name	Yorba Linda Water District	Yreka Union Elementary School District	Yreka Union High School District	Yuba Community College District	Yuba County Superior Court	Yuba County Water Agency	Yuima Municipal Water District
Additions							
Contributions:							
Employer contributions - direct	\$ -	\$ -	\$ -	\$ 3,286,375	\$ -	\$ 327,000	\$ -
Total Additions	-	-	-	3,286,375	-	327,000	-
Deductions							
OPEB reimbursements - direct	-	-	9,314	-	-	-	-
Net investment and other (income)/expenses	444,949	359,843	71,413	1,199,902	34,490	1,420,493	184,717
Administrative expenses	842	849	136	2,353	79	2,853	437
Employer withdrawal	-	-	-	-	-	-	-
Total Deductions	445,791	360,692	80,863	1,202,255	34,569	1,423,346	185,154
Net Increase (Decrease)	(445,791)	(360,692)	(80,863)	2,084,120	(34,569)	(1,096,346)	(185,154)
Net Position Restricted for OPEB Benefits							
Beginning of year	3,324,477	3,346,179	538,356	7,171,961	314,586	11,285,189	1,721,251
End of year	\$ 2,878,686	\$ 2,985,487	\$ 457,493	\$ 9,256,081	\$ 280,017	\$ 10,188,843	\$ 1,536,097

**California Public Employees' Retirement System
California Employers' Retiree Benefit Trust
Supplementary Schedule the Contributions and Reimbursements Outside the Trust
As of and for the Year Ended June 30, 2022
(unaudited)**

Employer Name	Yorba Linda Water District	Yreka Union Elementary School District	Yreka Union High School District	Yuba Community College District	Yuba County Superior Court	Yuba County Water Agency	Yuima Municipal Water District
Employer contributions outside of trust	\$ 209,325	\$ 353,693	\$ 3,825	\$ 2,850,923	\$ 37,198	\$ 390,473	\$ 52,251
OPEB reimbursements outside of trust	209,325	353,693	3,825	2,850,923	37,198	390,473	52,251

(Continued)

**California Public Employees' Retirement System
California Employers' Retiree Benefit Trust
Schedule of Changes in Fiduciary Net Position by Employer
As of and for the Year Ended June 30, 2022**

Employer Name	Total (Restated)
Additions	
Contributions:	
Employer contributions - direct	\$ 2,344,387,611
Total Additions	2,344,387,611
Deductions	
OPEB reimbursements - direct	178,848,456
Net investment and other (income)/expenses	2,331,960,686
Administrative expenses	4,240,692
Employer withdrawal	135,440,274
Total Deductions	2,650,490,108
Net Increase (Decrease)	(306,102,497)
Net Position Restricted for OPEB Benefits	
Beginning of year, as previously reported	15,638,556,936
Error Correction	(160,000)
Beginning of year, as restated	15,638,396,936
End of year	\$ 15,332,294,439

See accompanying notes to the Schedule of Changes in Fiduciary Net Position by Employer.

**California Public Employees' Retirement System
California Employers' Retiree Benefit Trust
Supplementary Schedule the Contributions and Reimbursements Outside the Trust
As of and for the Year Ended June 30, 2022
(unaudited)**

Employer Name	Total
Employer contributions outside of trust	\$ 3,144,025,197
OPEB reimbursements outside of trust	3,144,025,197

See accompanying Independent Auditor's Report.

California Public Employees' Retirement System California Employers' Retiree Benefit Trust

Notes to Schedule of Changes in Fiduciary Net Position by Employer As of and for the Year Ended June 30, 2022

1. CERBT Description

The California Employers' Retiree Benefit Trust (CERBT) is administered by the California Public Employees' Retirement System (the System or CalPERS). The CERBT consists of participating employers of the State of California, public agencies, and schools. Individual employers may establish more than one plan, which are presented in separate columns in the Schedule of Changes in Fiduciary Net Position by Employer (the Schedule). CalPERS is governed by the Board of Administration (the Board) that is responsible for the management and control of CalPERS, including the exclusive control of the administration and investment of the CERBT.

The CERBT was established by Chapter 331 of the 1988 California Statutes, and employers elect to participate in the CERBT to pre-fund health, dental, and other non-pension postemployment benefits for their retirees and survivors, hereafter referred to generally as OPEB costs. The CERBT has pooled administrative and investment functions, while separate employer accounts are maintained to prefund and pay for health care or other postemployment benefits in accordance with the terms of the participating employers' plans. There are three Board approved investment strategies for employers to choose from depending on their expected levels of return and volatility. Benefit provisions are established by participating employers.

2. Summary of Significant Accounting and Reporting Policies

Measurement Focus, Basis of Accounting and Basis of Presentation

The accompanying Schedule was prepared in accordance with accounting principles generally accepted in the United States of America as applicable to governmental organizations. In doing so, CalPERS adheres to the reporting requirements established by the Governmental Accounting Standards Board (GASB).

The CERBT is accounted for on the flow of economic resources measurement focus and the accrual basis of accounting. Contributions are voluntarily determined by the employer's own funding schedule, and there are no long-term contracts for contributions to the CERBT. As such, contributions are elective and not required. The CERBT recognizes employer contributions postmarked by June 30, 2022, and received by July 14, 2022.

Eligible OPEB costs incurred by an employer as of and for the fiscal year ended June 30, 2022, and for which CERBT received a reimbursement request by July 31, 2022, are reflected as reimbursements in the accompanying Schedule.

During the fiscal year ended June 30, 2022, three employers concluded their participation in the CERBT. Accordingly, the withdrawals totaling approximately \$135.4 million have been classified as Employer Withdrawal in the accompanying Schedule.

Net investment income represents realized and unrealized gains and losses based on the fair value of investments, interest, and dividends, net of investment expenses. Investment income/loss is allocated to each employer based on the employer's percentage of ownership in the respective investment strategies using the daily investment gain/loss provided by the custodian bank. The recognition of investment income/loss is also affected by the timing of contributions and reimbursements.

**California Public Employees' Retirement System
California Employers' Retiree Benefit Trust**

**Notes to Schedule of Changes in Fiduciary Net Position by Employer
As of and for the Year Ended June 30, 2022**

The participating employers are charged investment and administrative expenses based on a single fee rate, which covers all program costs. The fee rate is evaluated each year, and the approved fee rate is provided to the custodian bank to calculate the amounts. The investment and administrative expenses are calculated by multiplying the fee rate to the employer's beginning investment balance for each investment strategy on a daily basis. Investment and administrative expenses in the Schedule were allocated based on the employer's percentage of the total investment and administrative expenses multiplied by the respective totals reported in CalPERS' basic financial statements included in its Annual Comprehensive Financial Report (ACFR) for the Plan.

Activity outside of the trust represents employer OPEB activity that was not processed by the CERBT and is based solely on data submitted by the participating employers. Accordingly, such information is unaudited.

Use of Estimates in the Preparation of the Schedule

The preparation of the Schedule in conformity with accounting principles generally accepted in the United States of America requires management to make significant estimates and assumptions that affect the reported amounts of additions and deductions during the reporting period. Actual results could differ from those estimates.

Correction of Prior Period Balances

During fiscal year 2022, an error of \$160,000 to contributions previously recorded as of June 30, 2021 for El Dorado County Superior Court resulted in a correction to reduce the beginning Net Position Restricted for OPEB Benefits for both El Dorado County Superior Court and the CERBT "Total".

Relationship of the Schedule to the CalPERS' Financial Statements

The Schedule was reconciled to the CERBT's Statement of Changes in Fiduciary Net Position in CalPERS' ACFR for the year ended June 30, 2022, with no differences noted.

Additional Financial Information

Additional financial information is located in CalPERS' ACFR for the year ended June 30, 2022, which can be found on CalPERS' website at <https://www.calpers.ca.gov/docs/forms-publications/acfr-2022.pdf>. Questions concerning any of the information provided in this report or requests for additional information should be addressed via email to CERBT4U@calpers.ca.gov.

3. Subsequent Events

On August 16, 2022, the City of Bishop terminated their trust within the CERBT and transferred out the full balance in the amount of \$4,443,985.

On September 8, 2022, per the request from the County of Placer, CalPERS issued a partial trust transfer out in the amount of \$225,000,000.