

SANITARY DISTRICT NO. 5 OF MARIN COUNTY

**2001 Paradise Drive
Tiburon, California 94920**

AGENDA

Special Finance & Fiscal Oversight Committee Special Meeting

Thursday, February 9th 2023, 4:30 p.m.

CORONA VIRUS (COVID-19) ADVISORY NOTICE

Consistent with Executive Orders No. N-25-20 and No. N-29-20 from the Executive Department of the State of California, the Meeting will not be physically open to the public and all Board Members and Staff will be teleconferencing into the meeting.

How to Submit Public Comments:

Comments submitted prior to the commencement of the meeting will be presented to the Committee and included in the public record for the meeting.

Public Comments are to be submitted via email to rdohrmann@sani5.org.

In addition, members of the public who are calling-in will have the opportunity to provide public comments by following the steps below:

How to Participate in the Meeting:

Join Zoom Meeting by clicking on the following link:

<https://us02web.zoom.us/j/6230620778>

Meeting ID: 623 062 0778

or join by phone:

Call in number: (669) 900-9128

Participant Code: 623 062 0778

I. Roll Call

II. Public Comments

III. New Business

1. Warrants for January 13th through February 9th 2023

2. Financial reports for January 2023

3. SD5 Sewer Rate Study, presented by HF&H Consulting (Gabe Sasser)

4. Upcoming District obligations for January 2023 through February 2024

IV. Adjournment

*This Committee may be attended by Board Members who do not serve on this committee. In the event that a quorum of the entire Board is present, this Committee shall act as a Committee of the Whole. In either case, any item acted upon by the Committee or the Committee of the Whole will require consideration and action by the full Board of Directors as a prerequisite to its legal enactment. **Accessible public meetings:** Any member of the public who needs accommodations should email the Office Manager, at rdohrmann@sani5.org, who will use her best efforts to provide as much accessibility as possible while also maintaining public safety.*

**Sanitary Distr. No.5 of Marin Co.
Warrant List Summary
January 13 through February 9, 2023**

02/07/23

ITEM #1A

Num	Date	Name	Memo	Amount
JP Morgan Chase - Primary 7399				
EFT	01/23/23	CalPERS	EFT Health Premium, Cust #4163206459 - February 2023	-20,882.08
EFT	02/01/23	PERS	EFT PERS Pension - January 2023	-21,169.03
9494	01/19/23	Banshee Networks, Inc.	Computer/IT Support, E-Media Installations - December 2022	-1,384.41
9495	01/19/23	Comcast Business	Acct# 963 425 517, VOIP Service - January 2023	-382.06
9496	01/19/23	Mill Valley Refuse Service, Inc.	Acct #032945, Garbage Service + 1 yd rental - January 2023	-258.27
9499	01/19/23	Mill Valley Refuse Service, Inc.	Acct #063092, SLUDGE TRANSPORT - December 2022	-1,800.00
9500	01/19/23	Nute Engineering Corp.	Consulting & Engr. Srvc - December 2022	-1,596.05
9501	01/19/23	Pacific Gas & Electric	Acct #2908031411-4, Utilities - December 2022	-13,268.60
9502	01/19/23	Town of Tiburon	Fuel - November - December 2022	-4,327.77
9503	01/19/23	Verizon Wireless	Acct #0342125502-00001: iPhones & BPS Comm - January - February 2023	-637.75
9504	01/19/23	Balf, Abigail	Reimb. Travel/Delivery Reimb + EE Incentive - December 2022	-60.63
9505	01/19/23	Collodi, Peter	S/B Mileage Reimb - Nov + Dec 2022	-105.00
9506	01/19/23	Rosser, John	S/B Mileage Reimb/Storm Watch - Dec 2022 + Jan 2023	-112.09
9507	01/19/23	Triola, Joseph	S/B Mileage Reimb/Storm Watch - Dec 2022 + Jan 2023	-120.32
9509	02/09/23	AAAA Generator Services, Inc.	SD5 BPS #1 - January 2023	-12,148.00
9510	02/09/23	Access Answering Service	Acct #4080C, Answering Service - February 2022	-66.00
9511	02/09/23	Alameda Electrical Distributors, Inc.	Cust #56156, M.P. Supplies, Parts+Service - January 2023	-156.16
9512	02/09/23	Alhambra	Acct #547945611762129, Water - January 2023	-22.50
9513	02/09/23	Aquatic Informatics, Inc.	HACH WIMS Support - January 2023	-3,570.00
9514	02/09/23	BAAQMD	SD5 PC Plant Permit Fees - January 2023 (AJE FY23-24)	-475.00
9515	02/09/23	Bay City Boiler	Acct #274428, M.P. Flue - January 2023	-7,460.00
9516	02/09/23	BearCom	Acct#: 1063189, SD5 TelComm Radios - January 2023	-9,309.57
9517	02/09/23	BGE Solutions	M.P. Equip Maintenance - January 2023	-7,071.80
9518	02/09/23	Breije and Race Laboratories, Inc.	M.P./P.C. Plant Samples - December 2022	-1,919.00
9519	02/09/23	Caltest Analytical Laboratory	Acct: Tiburon5: M.P./P.C. Lab Sampling - January 2023	-3,827.55
9520	02/09/23	Caltronics Business Systems, Inc.	Acct #SD15, Multi-purpose Copier Contract - January 2023	-220.73
9521	02/09/23	Cintas Corporation #626	Acct #626-00821, PPE/Safetywear - January 2023	-98.44
9522	02/09/23	CWEA	Certificates & Membership Renewals - February 2023 (AJE FY23-24)	-297.00
9523	02/09/23	CWEA	Certificates & Membership Renewals - February 2023 (AJE FY23-24)	-190.00
9524	02/09/23	D&K Auto Service	SD5 Truck Maint. - January 2023	-661.69
9525	02/09/23	DKF Solutions Group, LLC	My Safety Officer Subscription + CalOSHA Training - February 2023	-5,597.50
9526	02/09/23	eNPDES.com & Associates	M.P. & P.C. Palnt, NPDES Permit Software, Aug '22 - July '23 (AJE FY22-23)	-1,950.00
9527	02/09/23	Fastenal Company	CAPET0959, M.P. Supplies - December 2022	-1,161.31
9528	02/09/23	Goodman Building Supply Co.	Acct #20070, M.P. Supplies - January 2023	-345.66
9529	02/09/23	HDR Engineering, Inc.	Consulting, SD5 Staff Evaluation + MP Digester - December 2022	-14,545.34
9530	02/09/23	Herc Rentals, Inc.	Cust #1580740, M.P. Supplies - January 2023	-158.99
9531	02/09/23	HF&H Consultants, LLC	Consulting - January 2023	-3,442.00
9532	02/09/23	Home Depot Credit Services	#6035322005164334: M.P. Parts & Srvc - January 2023	-278.61
9533	02/09/23	Jackson's Hardware, Inc.	Acct #7601, Safety + PPE - January 2023	-321.54
9534	02/09/23	JM Integration, LLC	M.P. Parts & Service - January 2023	-23,704.11
9535	02/09/23	Ken Grady Company, Inc.	SD5 Plant Parts - January 2023	-2,942.31
9536	02/09/23	Koffler Electrical Mechanical Repair	Cust #00-SAN060, M.P. Parts & Srvc. - July - December 2022	-11,586.61
9537	02/09/23	Martin Bros. Supply	Tib. P&L - December 2022	-52.10
9538	02/09/23	McCampbell Analytical, Inc.	M.P. Monitoring, Acute Toxicity Testing - November 2022 & January 2023	-2,225.00
9539	02/09/23	Mill Valley Refuse Service, Inc.	Acct #063092, SLUDGE TRANSPORT - January 2023	-1,440.00
9540	02/09/23	Miller Pacific Engineering Group	Geotech Srvc, Tiburon - January 2023	-3,568.88
9541	02/09/23	Pacific Gas & Electric	Acct #2908031411-4, Utilities - January 2023	-35,422.41
9542	02/09/23	PAN-PACIFIC SUPPLY COMPANY	Cust #954206: M.P. Pump Repair - thru January 2023	-21,111.35
9543	02/09/23	Perotti & Carrade	Client #1901 - Financial Services, FY21-22 SD5 Audit (PP#3) - December 20...	-4,000.00
9544	02/09/23	Robert L Talavera, LLC	SSGIS ArcView Support - January 2023	-300.00
9545	02/09/23	Roy's Sewer Service, Inc.	P&L, M.P. & PC, Tiburon Small Machine Cleaning - January 2023	-6,886.15
9546	02/09/23	SemiTorr Group, Inc.	Acct #400M14, M.P. Lab Supplies - January 2023	-22,769.87
9547	02/09/23	SERVICE TOOL	Cust #56156, M.P. Supplies - January 2023	-165.43
9548	02/09/23	Slembrouck-Many Corporation	Fire Sprinkler/Alarm System - January 2023	-800.00
9549	02/09/23	Special District Risk Management Au...	Member #7665, Life, Vision, DDS & LTD Ins. - March 2023	-1,934.84
9550	02/09/23	U.S. Bank	Acct#: 4246 0470 0067 9545 - December 2022 - January 2023	-5,685.17
9551	02/09/23	Waste Management of Redwood Lan...	Acct #3-78482-75002, Sludge Disposal - January 2023	-708.24
9552	02/09/23	Water Components & Building Supply	Acct #454, M.P. Supplies - January 2023	-558.34
9553	02/09/23	Alvarez, Joel	J Alvarez Stormwatch @ M.P. - January 2023	-20.96
9554	02/09/23	Balf, Abigail	Reimb. Travel Meals/Diem - CWEA P3S Conference - January 2023	-180.00
9555	02/09/23	Collodi, Peter	Misc. Reimb P Collodi - January 2023	-56.80
9556	02/09/23	Bilsborough, Chad	C Bilsborough Stormwatch @ M.P. - July - August 2022	-105.00
9557	02/09/23	Hill, Arlee S	Safety Glasses - January 2023	-300.00
9558	02/09/23	Salazar, Ignacio	EE Incentive + Mileage Reimb. - December 2022 - January 2023	-1,075.98
Total JP Morgan Chase - Primary 7399				-288,998.00
TOTAL				-288,998.00

Sanitary Distr. No.5 of Marin Co.
Warrant List Detail
 January 13 through February 9, 2023

Num	Date	Name	Memo	Account	Class	Paid Amount
EFT	01/23/23	CalPERS	EFT Health Premium, Cust #4163206459 - February 2023	JP Morgan Chase - Primary 7399		
			Active Employee Health Premium - February 2023	8020.05 · Employee Health	Belvedere	-8,003.26
			Active Employee Health Premium - February 2023	8020.05 · Employee Health	Tiburon:Paradise C...	-493.42
			Active Employee Health Premium - February 2023	8020.05 · Employee Health	Tiburon	-11,240.08
			Retiree Health Premium - February 2023	8022.05 · Reitree Health	Belvedere	-428.61
			Retiree Health Premium - February 2023	8022.05 · Reitree Health	Tiburon:Paradise C...	-26.43
			Retiree Health Premium - February 2023	8022.05 · Reitree Health	Tiburon	-601.96
			Active Employee Health Premium - February 2023 - Admin Fee	8020.05 · Employee Health	Belvedere	-26.41
			Active Employee Health Premium - February 2023 - Admin Fee	8020.05 · Employee Health	Tiburon:Paradise C...	-1.63
			Active Employee Health Premium - February 2023 - Admin Fee	8020.05 · Employee Health	Tiburon	-37.09
			Retiree Health Premium - February 2023 - Admin Fee	8022.05 · Reitree Health	Belvedere	-9.40
			Retiree Health Premium - February 2023 - Admin Fee	8022.05 · Reitree Health	Tiburon:Paradise C...	-0.58
			Retiree Health Premium - February 2023 - Admin Fee	8022.05 · Reitree Health	Tiburon	-13.21
TOTAL						-20,882.08
EFT	02/01/23	PERS	EFT PERS Pension - January 2023	JP Morgan Chase - Primary 7399		
			Retirement January 2023 (Classic 1600 Rate): ER @ 14.030%; EE @ 8.0%	8019.05 · PERS Retirement	Belvedere	-4,928.83
			Retirement January 2023 (Classic 1600 Rate): ER @ 14.030%; EE @ 8.0%	8019.05 · PERS Retirement	Tiburon:Paradise C...	-303.87
			Retirement January 2023 (Classic 1600 Rate): ER @ 14.030%; EE @ 8.0%	8019.05 · PERS Retirement	Tiburon	-6,922.25
			Retirement January 2023 (PEPRA Rates: ER @ 7.47%; EE @ 6.75%)	8019.05 · PERS Retirement	Belvedere	-3,655.21
			Retirement January 2023 (PEPRA Rates: ER @ 7.47%; EE @ 6.75%)	8019.05 · PERS Retirement	Tiburon:Paradise C...	-225.35
			Retirement January 2023 (PEPRA Rates: ER @ 7.47%; EE @ 6.75%)	8019.05 · PERS Retirement	Tiburon	-5,133.52
TOTAL						-21,169.03
9494	01/19/23	Banshee Networks, Inc.	Computer/IT Support, E-Media Installations - December 2022	JP Morgan Chase - Primary 7399		
			Inv #15730: 12.05.2022 - 01.01.2023 SD5 IT Support/Software upgrades/software sub...	8510 · Data/Alarms/IT Supp & Licensing	Belvedere	-561.38
			Inv #15730: 12.05.2022 - 01.01.2023 SD5 IT Support/Software upgrades/software sub...	8510 · Data/Alarms/IT Supp & Licensing	Tiburon:Paradise C...	-34.61
			Inv #15730: 12.05.2022 - 01.01.2023 SD5 IT Support/Software upgrades/software sub...	8510 · Data/Alarms/IT Supp & Licensing	Tiburon	-788.42
TOTAL						-1,384.41
9495	01/19/23	Comcast Business	Acct# 963 425 517, VOIP Service - January 2023	JP Morgan Chase - Primary 7399		
			VOIP Phone Service (14) Land Line Phones - January 2023	8531 · Main Plant Telephones	Belvedere	-154.93
			VOIP Phone Service (14) Land Line Phones - January 2023	8532 · Paradise Cove Telephones	Tiburon:Paradise C...	-9.55
			VOIP Phone Service (14) Land Line Phones - January 2023	8531 · Main Plant Telephones	Tiburon	-217.58
TOTAL						-382.06
9496	01/19/23	Mill Valley Refuse Service, Inc.	Acct #032945, Garbage Service + 1 yd rental - January 2023	JP Morgan Chase - Primary 7399		
			Garbage Service, Including 1 yd trash + 1 yd cardboard rental - January 2023	7023 · Janitorial Supplies & Service	Belvedere	-107.18
			Garbage Service, Including 1 yd trash + 1 yd cardboard rental - January 2023	7023 · Janitorial Supplies & Service	Tiburon	-151.09
TOTAL						-258.27
9499	01/19/23	Mill Valley Refuse Service, Inc.	Acct #063092, SLUDGE TRANSPORT - December 2022	JP Morgan Chase - Primary 7399		
			Acct #63092, Sludge Transport/Exchange only, 12.2.2022, 12.9.2022, 12.20.22, 12.30...	7029 · Main Plant Sludge Disposal	Belvedere	-747.00
			Acct #63092, Sludge Transport/Exchange only, 12.2.2022, 12.9.2022, 12.20.22, 12.30...	7029 · Main Plant Sludge Disposal	Tiburon	-1,053.00

Sanitary Distr. No.5 of Marin Co.

Warrant List Detail

January 13 through February 9, 2023

Num	Date	Name	Memo	Account	Class	Paid Amount
TOTAL						-1,800.00
9500	01/19/23	Nute Engineering Corp.	Consulting & Engr. Svcs - December 2022	JP Morgan Chase - Primary 7399		
			Inv #22432, 2022 Sewer Rehab Project, Belvedere (40%) - December 2022 5% Retention W/H - Belvedere	6017 · Consulting Fees Retainage Payable	Belvedere Belvedere	-627.60 31.38
			Inv #22432, 2022 Sewer Rehab Project, Tiburon (60%) - December 2022 5% Retention W/H - Tiburon	6017 · Consulting Fees Retainage Payable	Tiburon Tiburon	-941.40 47.07
			Inv #22431, Cove Rd. PS Improvements, Belvedere - December 2022	6017 · Consulting Fees	Belvedere	-105.50
TOTAL						-1,596.05
9501	01/19/23	Pacific Gas & Electric	Acct #2908031411-4, Utilities - December 2022	JP Morgan Chase - Primary 7399		
			Acct #2908031411-4, Main Plant Utilities - December 2022	8542 · Main Plant Utilities	Belvedere	-3,684.30
			Acct #2908031411-4, P.C. Plant Utilities - December 2022	8543 · Paradise Cove Utilities	Tiburon:Paradise C...	-1,257.68
			Acct #2908031411-4, Main Plant Utilities - December 2022	8542 · Main Plant Utilities	Tiburon	-5,193.53
			Acct #2908031411-4, Belv Pump St Utilities - December 2022	8544 · Pump Station Utilities	Belvedere	-1,029.35
			Acct #2908031411-4, P.C. Pump St Utilities - December 2022	8544 · Pump Station Utilities	Tiburon:Paradise C...	-284.91
			Acct #2908031411-4, Tib Pump St Utilities - December 2022	8544 · Pump Station Utilities	Tiburon	-1,818.83
TOTAL						-13,268.60
9502	01/19/23	Town of Tiburon	Fuel - November - December 2022	JP Morgan Chase - Primary 7399		
			Fuel - November 2022	7071 · Fuel	Belvedere	-804.73
			Fuel - November 2022	7071 · Fuel	Tiburon:Paradise C...	-49.61
			Fuel - November 2022	7071 · Fuel	Tiburon	-1,130.19
			Fuel - December 2022	7071 · Fuel	Belvedere	-950.18
			Fuel - December 2022	7071 · Fuel	Tiburon:Paradise C...	-58.58
			Fuel - December 2022	7071 · Fuel	Tiburon	-1,334.48
TOTAL						-4,327.77
9503	01/19/23	Verizon Wireless	Acct #0342125502-00001: iPhones & BPS Comm - January - February 2023	JP Morgan Chase - Primary 7399		
			Inv #9901157584: Monthly SD5 EE Cell phone Charges (@ \$175/mo.Plan+\$15/ea EE...	8531 · Main Plant Telephones	Belvedere	-224.97
			Inv #9901157584: Monthly SD5 EE Cell phone Charges (@ \$175/mo.Plan+\$15/ea EE...	8532 · Paradise Cove Telephones	Tiburon:Paradise C...	-13.87
			Inv #9901157584: Monthly SD5 EE Cell phone Charges (@ \$175/mo.Plan+\$15/ea EE...	8531 · Main Plant Telephones	Tiburon	-315.95
			Inv #9901157584: Monthly Charges for BPS Telephone lines (BPS#2, #13+#14 / Telst...	8533 · Pumps & Lines Telephones	Belvedere	-35.00
			Inv #9901157584: Monthly Charges for P.C. PS Telephone lines (SF#1+#2+P.C. Plant...	8533 · Pumps & Lines Telephones	Tiburon:Paradise C...	-35.00
			Inv #9901157584: Taxes, Gov't Surcharges & Fees - January - February 2023	8531 · Main Plant Telephones	Belvedere	-5.26
			Inv #9901157584: Taxes, Gov't Surcharges & Fees - January - February 2023	8532 · Paradise Cove Telephones	Tiburon:Paradise C...	-0.32
			Inv #9901157584: Taxes, Gov't Surcharges & Fees - January - February 2023	8531 · Main Plant Telephones	Tiburon	-7.38
TOTAL						-637.75
9504	01/19/23	Balf, Abigail	Reimb. Travel/Delivery Reimb + EE Incentive - December 2022	JP Morgan Chase - Primary 7399		
			Travel re Lab Delivery to Santa Rosa - December 2022	6018.1 · Meetings & Travel	Belvedere	-24.59
			Travel re Lab Delivery to Santa Rosa - December 2022	6018.1 · Meetings & Travel	Tiburon:Paradise C...	-1.52
			Travel re Lab Delivery to Santa Rosa - December 2022	6018.1 · Meetings & Travel	Tiburon	-34.52
TOTAL						-60.63
9505	01/19/23	Collodi, Peter	S/B Mileage Reimb - Nov + Dec 2022	JP Morgan Chase - Primary 7399		

**Sanitary Distr. No.5 of Marin Co.
Warrant List Detail**

January 13 through February 9, 2023

Num	Date	Name	Memo	Account	Class	Paid Amount
			Standby Mileage - Belvedere P&L	6018.1 · Meetings & Travel	Belvedere	-43.58
			Standby Mileage - Tiburon P&L	6018.1 · Meetings & Travel	Tiburon	-61.42
TOTAL						-105.00
9506	01/19/23	Rosser, John	S/B Mileage Reimb/Storm Watch - Dec 2022 + Jan 2023	JP Morgan Chase - Primary 7399		
			Storm Watch - Belvedere P&L, 12.30-12.31.2022	6018.1 · Meetings & Travel	Belvedere	-22.72
			Storm Watch - Tiburon P&L, 12.30-12.31.2022	6018.1 · Meetings & Travel	Tiburon	-32.01
			Storm Watch - Belvedere P&L, 1.10.2023 - 1.11.2023	6018.1 · Meetings & Travel	Belvedere	-23.80
			Storm Watch - Belvedere P&L, 1.10.2023 - 1.11.2023	6018.1 · Meetings & Travel	Tiburon	-33.56
TOTAL						-112.09
9507	01/19/23	Triola, Joseph	S/B Mileage Reimb/Storm Watch - Dec 2022 + Jan 2023	JP Morgan Chase - Primary 7399		
			Storm Watch - Belvedere P&L, 12.30-12.31.2022	6018.1 · Meetings & Travel	Belvedere	-24.38
			Storm Watch - Tiburon P&L, 12.30-12.31.2022	6018.1 · Meetings & Travel	Tiburon	-34.37
			Storm Watch - Belvedere P&L, 1.10.2023 - 1.11.2023	6018.1 · Meetings & Travel	Belvedere	-25.55
			Storm Watch - Belvedere P&L, 1.10.2023 - 1.11.2023	6018.1 · Meetings & Travel	Tiburon	-36.02
TOTAL						-120.32
9509	02/09/23	AAAA Generator Services, Inc.	SD5 BPS #1 - January 2023	JP Morgan Chase - Primary 7399		
			Inv #52680 (PO#753090), New radiator @ BPS#1 - January 2023	7011 · Pumps & Lines Maintenance	Belvedere	-10,159.00
			Inv #52932 (PO#955681), P.C. Annual generator load bank testing - January 2023	7041 · Paradise Parts & Service	Tiburon:Paradise C...	-1,989.00
TOTAL						-12,148.00
9510	02/09/23	Access Answering Service	Acct #4080C, Answering Service - February 2022	JP Morgan Chase - Primary 7399		
			Inv #29177, Answering Service re SSO & Alarm Notifications - February 2023	8510 · Data/Alarms/IT Supp & Licensing	Belvedere	-26.76
			Inv #29177, Answering Service re SSO & Alarm Notifications - February 2023	8510 · Data/Alarms/IT Supp & Licensing	Tiburon:Paradise C...	-1.65
			Inv #29177, Answering Service re SSO & Alarm Notifications - February 2023	8510 · Data/Alarms/IT Supp & Licensing	Tiburon	-37.59
TOTAL						-66.00
9511	02/09/23	Alameda Electrical Distributors, Inc.	Cust #56156, M.P. Supplies, Parts+Service - January 2023	JP Morgan Chase - Primary 7399		
			Inv #S5500194.001 (PO#652171): M.P. Parts, Electrical - January 2023	7021 · Plant Maintenance Supplies	Belvedere	-64.81
			Inv #S5500194.001 (PO#652171): M.P. Parts, Electrical - January 2023	7021 · Plant Maintenance Supplies	Tiburon	-91.35
TOTAL						-156.16
9512	02/09/23	Alhambra	Acct #547945611762129, Water - January 2023	JP Morgan Chase - Primary 7399		
			Inv #12012314 020323, Water, thru 1.24.2023 - January 2023	7023 · Janitorial Supplies & Service	Belvedere	-9.12
			Inv #12012314 020323, Water, thru 1.24.2023 - January 2023	7042 · Paradise Supplies & Chemicals	Tiburon:Paradise C...	-0.56
			Inv #12012314 020323, Water, thru 1.24.2023 - January 2023	7023 · Janitorial Supplies & Service	Tiburon	-12.82
TOTAL						-22.50
9513	02/09/23	Aquatic Informatics, Inc.	HACH WIMS Support - January 2023	JP Morgan Chase - Primary 7399		

Sanitary Distr. No.5 of Marin Co.

Warrant List Detail

January 13 through February 9, 2023

Num	Date	Name	Memo	Account	Class	Paid Amount
			Inv #103430 (PO#) - M.P. Equipment Support via Hach WIMS Support - Web listi...	8510 · Data/Alarms/IT Supp & Licensing	Belvedere	-1,481.55
			Inv #103430 (PO#) - M.P. Equipment Support via Hach WIMS Support - Web listi...	8510 · Data/Alarms/IT Supp & Licensing	Tiburon	-2,088.45
TOTAL						-3,570.00
9514	02/09/23	BAAQMD	SD5 PC Plant Permit Fees - January 2023 (AJE FY23-24)	JP Morgan Chase - Primary 7399		
			Cust#:B131791F13811, Inv#: T148291, Renewal #: 668961, Facility ID#: 13811, Para... Toxic Surcharge, Inventory & Criteria Reporting Fees, 3.1.2023 - 6.30.2023 Renewal Processing Fee, 3.1.2023 - 6.30.2023	7063 · Paradise Cove Permits/Fees 7063 · Paradise Cove Permits/Fees 7063 · Paradise Cove Permits/Fees	Tiburon:Paradise C... Tiburon:Paradise C... Tiburon:Paradise C...	-99.67 -19.67 -39.00
			Cust#:B131791F13811, Inv#: T148291, Renewal #: 668961, Facility ID#: 13811, Para... Toxic Surcharge, Inventory & Criteria Reporting Fees, 7.1.2023 - 2.28.2024 Renewal Processing Fee, 7.1.2023 - 2.28.2024	7063 · Paradise Cove Permits/Fees 7063 · Paradise Cove Permits/Fees 7063 · Paradise Cove Permits/Fees	Tiburon:Paradise C... Tiburon:Paradise C... Tiburon:Paradise C...	-199.33 -39.33 -78.00
TOTAL						-475.00
9515	02/09/23	Bay City Boiler	Acct #274428, M.P. Flue - January 2023	JP Morgan Chase - Primary 7399		
			Inv #W21988 (PO#), MP Flue service, M.P. Parts & Service - January 2023	7022 · Plant Maint. Parts & Service	Belvedere	-3,095.90
			Inv #W21988 (PO#), MP Flue service, M.P. Parts & Service - January 2023	7022 · Plant Maint. Parts & Service	Tiburon	-4,364.10
TOTAL						-7,460.00
9516	02/09/23	BearCom	Acct#: 1063189, SD5 TelComm Radios - January 2023	JP Morgan Chase - Primary 7399		
			Inv #5502676 (PO#RC955676), TelComm Radios - January 2023	8510 · Data/Alarms/IT Supp & Licensing	Belvedere	-3,775.03
			Inv #5502676 (PO#RC955676), TelComm Radios - January 2023	8510 · Data/Alarms/IT Supp & Licensing	Tiburon:Paradise C...	-232.74
			Inv #5502676 (PO#RC955676), TelComm Radios - January 2023	8510 · Data/Alarms/IT Supp & Licensing	Tiburon	-5,301.80
TOTAL						-9,309.57
9517	02/09/23	BGE Solutions	M.P. Equip Maintenance - January 2023	JP Morgan Chase - Primary 7399		
			Inv #214 (PO#RC955678), M.P.: Flame arrestor, Torch Valves & WGB Modifications - ...	7022 · Plant Maint. Parts & Service	Belvedere	-2,934.80
			Inv #214 (PO#RC955678), M.P.: Flame arrestor, Torch Valves & WGB Modifications - ...	7022 · Plant Maint. Parts & Service	Tiburon	-4,137.00
TOTAL						-7,071.80
9518	02/09/23	Brelje and Race Laboratories, Inc.	M.P./P.C. Plant Samples - December 2022	JP Morgan Chase - Primary 7399		
			Inv #146611: M.P. Samples - December 2022	7051 · Main Plant Lab Monitoring	Belvedere	-796.39
			Inv #146611: M.P. Samples - December 2022	7051 · Main Plant Lab Monitoring	Tiburon	-1,122.61
TOTAL						-1,919.00
9519	02/09/23	Caltest Analytical Laboratory	Acct: Tiburon5: M.P./P.C. Lab Sampling - January 2023	JP Morgan Chase - Primary 7399		
			M.P. - B: #704957, #704550, #704379, #704148, #704156, #704917, #704669, #7039...	7051 · Main Plant Lab Monitoring	Belvedere	-1,414.57
			P.C.: #704543, #704918 - January 2023	7052 · Paradise Cove Monitoring	Tiburon:Paradise C...	-418.95
			M.P. - T: #704957, #704550, #704379, #704148, #704156, #704917, #704669, #7039...	7051 · Main Plant Lab Monitoring	Tiburon	-1,994.03
TOTAL						-3,827.55
9520	02/09/23	Caltronics Business Systems, Inc.	Acct #SD15, Multi-purpose Copier Contract - January 2023	JP Morgan Chase - Primary 7399		
			Inv #3689828, Konica Multi-purpose copier (C308) contract - January 2023	6047 · Office Supplies	Belvedere	-89.51

Sanitary Distr. No.5 of Marin Co.

Warrant List Detail

January 13 through February 9, 2023

02/07/23

Num	Date	Name	Memo	Account	Class	Paid Amount
			Inv #3689828, Konica Multi-purpose copier (C308) contract - January 2023	6047 · Office Supplies	Tiburon:Paradise C...	-5.52
			Inv #3689828, Konica Multi-purpose copier (C308) contract - January 2023	6047 · Office Supplies	Tiburon	-125.70
TOTAL						-220.73
9521	02/09/23	Cintas Corporation #626	Acct #626-00821, PPE/Safetywear - January 2023	JP Morgan Chase - Primary 7399		
			Inv #4142710200, #4143377520, #4144094838, #4144782830 - January 2023	8520 · Personal Protection/Safety Wear	Belvedere	-56.77
			Inv #4142710200, #4143377520, #4144094838, #4144782830 - January 2023	8520 · Personal Protection/Safety Wear	Tiburon:Paradise C...	-3.50
			Inv #4142710200, #4143377520, #4144094838, #4144782830 - January 2023	8520 · Personal Protection/Safety Wear	Tiburon	-79.73
			Plesae apply credits: #9302, #9358	8520 · Personal Protection/Safety Wear	Belvedere	16.85
			Plesae apply credits: #9302, #9358	8520 · Personal Protection/Safety Wear	Tiburon:Paradise C...	1.04
			Plesae apply credits: #9302, #9358	8520 · Personal Protection/Safety Wear	Tiburon	23.67
TOTAL						-98.44
9522	02/09/23	CWEA	Certificates & Membership Renewals - February 2023 (AJE FY23-24)	JP Morgan Chase - Primary 7399		
			R Cottrell, III (#58912), Lab Analyst (G1): 4.1.2023 - 6.30.2023	6025 · Dues & Subscriptions	Belvedere	-9.63
			R Cottrell, III (#58912), Lab Analyst (G1): 4.1.2023 - 6.30.2023	6025 · Dues & Subscriptions	Tiburon:Paradise C...	-0.59
			R Cottrell, III (#58912), Lab Analyst (G1): 4.1.2023 - 6.30.2023	6025 · Dues & Subscriptions	Tiburon	-13.53
			R Cottrell, III (#58912), Lab Analyst (G1): 7.1.2023 - 3.30.2024 (AJE FY23-24)	6025 · Dues & Subscriptions	Belvedere	-28.89
			R Cottrell, III (#58912), Lab Analyst (G1): 7.1.2023 - 3.30.2024 (AJE FY23-24)	6025 · Dues & Subscriptions	Tiburon:Paradise C...	-1.78
			R Cottrell, III (#58912), Lab Analyst (G1): 7.1.2023 - 3.30.2024 (AJE FY23-24)	6025 · Dues & Subscriptions	Tiburon	-40.58
			J Triola (#63436), Membership Renewal: 4.1.2023 - 6.30.2023	6025 · Dues & Subscriptions	Belvedere	-20.48
			J Triola (#63436), Membership Renewal: 4.1.2023 - 6.30.2023	6025 · Dues & Subscriptions	Tiburon:Paradise C...	-1.26
			J Triola (#63436), Membership Renewal: 4.1.2023 - 6.30.2023	6025 · Dues & Subscriptions	Tiburon	-28.76
			J Triola (#63436), Membership Renewal: 7.1.2023 - 3.30.2024 (AJE FY23-24)	6025 · Dues & Subscriptions	Belvedere	-61.43
			J Triola (#63436), Membership Renewal: 7.1.2023 - 3.30.2024 (AJE FY23-24)	6025 · Dues & Subscriptions	Tiburon:Paradise C...	-3.79
			J Triola (#63436), Membership Renewal: 7.1.2023 - 3.30.2024 (AJE FY23-24)	6025 · Dues & Subscriptions	Tiburon	-86.28
TOTAL						-297.00
9523	02/09/23	CWEA	Certificates & Membership Renewals - February 2023 (AJE FY23-24)	JP Morgan Chase - Primary 7399		
			A Hill (#350936), Collxn Sys. Maint (G1): 4.1.2023 - 6.30.2023	6025 · Dues & Subscriptions	Belvedere	-9.63
			A Hill (#350936), Collxn Sys. Maint (G1): 4.1.2023 - 6.30.2023	6025 · Dues & Subscriptions	Tiburon:Paradise C...	-0.59
			A Hill (#350936), Collxn Sys. Maint (G1): 4.1.2023 - 6.30.2023	6025 · Dues & Subscriptions	Tiburon	-13.53
			A Hill (#350936), Collxn Sys. Maint (G1): 7.1.2023 - 3.30.2024 (AJE FY23-24)	6025 · Dues & Subscriptions	Belvedere	-28.89
			A Hill (#350936), Collxn Sys. Maint (G1): 7.1.2023 - 3.30.2024 (AJE FY23-24)	6025 · Dues & Subscriptions	Tiburon:Paradise C...	-1.78
			A Hill (#350936), Collxn Sys. Maint (G1): 7.1.2023 - 3.30.2024 (AJE FY23-24)	6025 · Dues & Subscriptions	Tiburon	-40.58
			T Rubio (#39532), Lab Analyst (G1): 4.1.2023 - 6.30.2023	6025 · Dues & Subscriptions	Belvedere	-9.63
			T Rubio (#39532), Lab Analyst (G1): 4.1.2023 - 6.30.2023	6025 · Dues & Subscriptions	Tiburon:Paradise C...	-0.59
			T Rubio (#39532), Lab Analyst (G1): 4.1.2023 - 6.30.2023	6025 · Dues & Subscriptions	Tiburon	-13.53
			T Rubio (#39532), Lab Analyst (G1): 7.1.2023 - 3.30.2024 (AJE FY23-24)	6025 · Dues & Subscriptions	Belvedere	-28.89
			T Rubio (#39532), Lab Analyst (G1): 7.1.2023 - 3.30.2024 (AJE FY23-24)	6025 · Dues & Subscriptions	Tiburon:Paradise C...	-1.78
			T Rubio (#39532), Lab Analyst (G1): 7.1.2023 - 3.30.2024 (AJE FY23-24)	6025 · Dues & Subscriptions	Tiburon	-40.58
TOTAL						-190.00
9524	02/09/23	D&K Auto Service	SD5 Truck Maint. - January 2023	JP Morgan Chase - Primary 7399		
			Inv #73505 (PO#955675) --2015 VW Golf TDI S, Oil Change - January 2023	7072 · Maintenance	Belvedere	-112.39
			Inv #73505 (PO#955675) --2015 VW Golf TDI S, Oil Change - January 2023	7072 · Maintenance	Tiburon:Paradise C...	-6.93
			Inv #73505 (PO#955675) --2015 VW Golf TDI S, Oil Change - January 2023	7072 · Maintenance	Tiburon	-157.84
			Inv #73644 (PO#955680) -- 2012 Chevy Silverado 2500 - Oil Change & computer cod...	7072 · Maintenance	Belvedere	-155.93
			Inv #73644 (PO#955680) -- 2012 Chevy Silverado 2500 - Oil Change & computer cod...	7072 · Maintenance	Tiburon:Paradise C...	-9.61

Sanitary Distr. No.5 of Marin Co.

Warrant List Detail

January 13 through February 9, 2023

Num	Date	Name	Memo	Account	Class	Paid Amount
			Inv #73644 (PO#955680) -- 2012 Chevy Silverado 2500 - Oil Change & computer cod...	7072 · Maintenance	Tiburon	-218.99
TOTAL						-661.69
9525	02/09/23	DKF Solutions Group, LLC	My Safety Officer Subscription + CalOSHA Training - February 2023	JP Morgan Chase - Primary 7399		
			Inv #20994 (PO #2107131), DKF CalOSHA Confined Spaces Safety - February 2022	8515 · Safety	Belvedere	-1,135.40
			Inv #20994 (PO #2107131), DKF CalOSHA Confined Spaces Safety - February 2022	8515 · Safety	Tiburon:Paradise C...	-70.00
			Inv #20994 (PO #2107131), DKF CalOSHA Confined Spaces Safety - February 2022	8515 · Safety	Tiburon	-1,594.60
			Inv #21014, DKF Safety Procedures Subscription - February 2023	8515 · Safety	Belvedere	-141.93
			Inv #21014, DKF Safety Procedures Subscription - February 2023	8515 · Safety	Tiburon:Paradise C...	-8.75
			Inv #21014, DKF Safety Procedures Subscription - February 2023	8515 · Safety	Tiburon	-199.32
			Inv #21032 (PO #2107131), DKF CalOSHA Emergency Action Plant - February 2023	8515 · Safety	Belvedere	-527.15
			Inv #21032 (PO #2107131), DKF CalOSHA Emergency Action Plant - February 2023	8515 · Safety	Tiburon:Paradise C...	-32.50
			Inv #21032 (PO #2107131), DKF CalOSHA Emergency Action Plant - February 2023	8515 · Safety	Tiburon	-740.35
			Inv #21041 (PO #2107131), DKF CalOSHA EAP Policy Development - February 2023	8515 · Safety	Belvedere	-465.31
			Inv #21041 (PO #2107131), DKF CalOSHA EAP Policy Development - February 2023	8515 · Safety	Tiburon:Paradise C...	-28.69
			Inv #21041 (PO #2107131), DKF CalOSHA EAP Policy Development - February 2023	8515 · Safety	Tiburon	-653.50
TOTAL						-5,597.50
9526	02/09/23	eNPDES.com & Associates	M.P. & P.C. Palnt, NPDES Permit Software, Aug '22 - July '23 (AJE FY22-23)	JP Morgan Chase - Primary 7399		
			M.P. NPDES Permit software, Flat Fee for Tech Support, 8.01.22 - 6.30.23	8510 · Data/Alarms/IT Supp & Licensing	Belvedere	-724.83
			M.P. NPDES Permit software, Flat Fee for Tech Support, 8.01.22 - 6.30.23	8510 · Data/Alarms/IT Supp & Licensing	Tiburon:Paradise C...	-44.69
			M.P. NPDES Permit software, Flat Fee for Tech Support, 8.01.22 - 6.30.23	8510 · Data/Alarms/IT Supp & Licensing	Tiburon	-1,017.99
			M.P. NPDES Permit software, Flat Fee for Tech Support, 7.1.23 - 7.31.23 (AJE FY22-...	8510 · Data/Alarms/IT Supp & Licensing	Belvedere	-65.89
			M.P. NPDES Permit software, Flat Fee for Tech Support, 7.1.23 - 7.31.23 (AJE FY22-...	8510 · Data/Alarms/IT Supp & Licensing	Tiburon:Paradise C...	-4.06
			M.P. NPDES Permit software, Flat Fee for Tech Support, 7.1.23 - 7.31.23 (AJE FY22-...	8510 · Data/Alarms/IT Supp & Licensing	Tiburon	-92.54
TOTAL						-1,950.00
9527	02/09/23	Fastenal Company	CAPET0959, M.P. Supplies - December 2022	JP Morgan Chase - Primary 7399		
			Inv #64091 (PO#654038) - SHOP SUPPLIES RESTOCK - December 2022	7021 · Plant Maintenance Supplies	Belvedere	-301.10
			Inv #64091 (PO#654038) - SHOP SUPPLIES RESTOCK - December 2022	7021 · Plant Maintenance Supplies	Tiburon	-424.44
			Inv #64114 (PO#654038) - SHOP SUPPLIES RESTOCK (partial stock) - December 2...	7021 · Plant Maintenance Supplies	Belvedere	-180.84
			Inv #64114 (PO#654038) - SHOP SUPPLIES RESTOCK (partial stock) - December 2...	7021 · Plant Maintenance Supplies	Tiburon	-254.93
TOTAL						-1,161.31
9528	02/09/23	Goodman Building Supply Co.	Acct #20070, M.P. Supplies - January 2023	JP Morgan Chase - Primary 7399		
			Inv #861756 (PO#954005) - Patch/ paint + gate latch @ BPS#1 - January 2023	7011 · Pumps & Lines Maintenance	Belvedere	-83.94
			Inv #863445 (PO#652173) - Plant mix and mulch re 17 Acela Dr. - January 2023	7011 · Pumps & Lines Maintenance	Tiburon	-240.08
			Inv #862138 (PO#AB3449) - P.C. Supplies - January 2023	7042 · Paradise Supplies & Chemicals	Tiburon:Paradise C...	-21.64
TOTAL						-345.66
9529	02/09/23	HDR Engineering, Inc.	Consulting, SD5 Staff Evaluation + MP Digester - December 2022	JP Morgan Chase - Primary 7399		
			Inv #1200495320 HDR Consulting, SD5 SD5 Staff Evaluation - December 2022	6017 · Consulting Fees	Belvedere	-3,321.28
			Inv #1200495320 HDR Consulting, SD5 SD5 Staff Evaluation - December 2022	6017 · Consulting Fees	Tiburon	-4,681.81
			Inv #1200493336 HDR Consulting, SD5 M.P. Digester Rehab & Cleaning - December ...	9213 · M.P. Digester	Belvedere	-2,715.03
			Inv #1200493336 HDR Consulting, SD5 M.P. Digester Rehab & Cleaning - December ...	9213 · M.P. Digester	Tiburon	-3,827.22
TOTAL						-14,545.34

Sanitary Distr. No.5 of Marin Co.

Warrant List Detail

January 13 through February 9, 2023

Num	Date	Name	Memo	Account	Class	Paid Amount
9530	02/09/23	Herc Rentals, Inc.	Cust #1580740, M.P Supplies - January 2023	JP Morgan Chase - Primary 7399		
			Inv #33435049001 (PO#JT652166), M.P. Supplies/Propane tanks - January 2023	7021 · Plant Maintenance Supplies	Belvedere	-65.98
			Inv #33435049001 (PO#JT652166), M.P. Supplies/Propane tanks - January 2023	7021 · Plant Maintenance Supplies	Tiburon	-93.01
TOTAL						-158.99
9531	02/09/23	HF&H Consultants, LLC	Consulting - January 2023	JP Morgan Chase - Primary 7399		
			Inv #9719886, Project #W3829, SD5 Sewer Rate Study - January 2023	6017 · Consulting Fees	Belvedere	-1,395.73
			Inv #9719886, Project #W3829, SD5 Sewer Rate Study - January 2023	6017 · Consulting Fees	Tiburon:Paradise C...	-86.05
			Inv #9719886, Project #W3829, SD5 Sewer Rate Study - January 2023	6017 · Consulting Fees	Tiburon	-1,960.22
TOTAL						-3,442.00
9532	02/09/23	Home Depot Credit Services	#6035322005164334: M.P. Parts & Srvc - January 2023	JP Morgan Chase - Primary 7399		
			Inv #5360775 (PO#954007), M.P. Supplies - January 2023	7021 · Plant Maintenance Supplies	Belvedere	-59.10
			Inv #5360775 (PO#954007), M.P. Supplies - January 2023	7021 · Plant Maintenance Supplies	Tiburon	-83.31
			Inv #5360775 (PO#954007), SD5 Fleet Maintenance - January 2023	7072 · Maintenance	Belvedere	-56.52
			Inv #5360775 (PO#954007), SD5 Fleet Maintenance - January 2023	7072 · Maintenance	Tiburon	-79.68
TOTAL						-278.61
9533	02/09/23	Jackson's Hardware, Inc.	Acct #7601, Safety + PPE - January 2023	JP Morgan Chase - Primary 7399		
			Inv #121083 (PO#AB953062), Safety Boots (AB - 2 sets (one to be returned) - Safety/...	8520 · Personal Protection/Safety Wear	Belvedere	-119.84
			Inv #121083 (PO#AB953062), Safety Boots (AB - 2 sets (one to be returned) - Safety/...	8520 · Personal Protection/Safety Wear	Tiburon:Paradise C...	-7.39
			Inv #121083 (PO#AB953062), Safety Boots (AB - 2 sets (one to be returned) - Safety/...	8520 · Personal Protection/Safety Wear	Tiburon	-168.30
			Inv #121083 (PO#AB953062), MP Supplies (AB) - January 2023	7021 · Plant Maintenance Supplies	Belvedere	-10.79
			Inv #121083 (PO#AB953062), MP Supplies (AB) - January 2023	7021 · Plant Maintenance Supplies	Tiburon	-15.22
TOTAL						-321.54
9534	02/09/23	JM Integration, LLC	M.P. Parts & Service - January 2023	JP Morgan Chase - Primary 7399		
			Inv #23220 (PO#955682): 2 field site visits + Flowline, Zippert conxxn/bulkhead, chass...	7022 · Plant Maint. Parts & Service	Belvedere	-4,578.33
			Inv #23220 (PO#955682): 2 field site visits + Flowline, Zippert conxxn/bulkhead, chass...	7022 · Plant Maint. Parts & Service	Tiburon	-6,453.78
			Inv #23223 (PO#955683): 5 VDF (variable frequency drive) purchase and installations ...	7022 · Plant Maint. Parts & Service	Belvedere	-5,258.88
			Inv #23223 (PO#955683): 5 VDF (variable frequency drive) purchase and installations ...	7022 · Plant Maint. Parts & Service	Tiburon	-7,413.12
TOTAL						-23,704.11
9535	02/09/23	Ken Grady Company, Inc.	SD5 Plant Parts - January 2023	JP Morgan Chase - Primary 7399		
			Inv #544 (P.O. #955669), SD5 M.P Sensor repalcements - January 2023	7022 · Plant Maint. Parts & Service	Belvedere	-1,221.06
			Inv #544 (P.O. #955669), SD5 M.P Sensor repalcements - January 2023	7022 · Plant Maint. Parts & Service	Tiburon	-1,721.25
TOTAL						-2,942.31
9536	02/09/23	Koffler Electrical Mechanical Repair	Cust #00-SAN060, M.P. Parts & Srvc. - July - December 2022	JP Morgan Chase - Primary 7399		
			Inv #0101762-IN (PO#753100), (1) 7.5 HP Motor for M.P. - December 2022	7022 · Plant Maint. Parts & Service	Belvedere	-454.89
			Inv #0101762-IN (PO#753100), (1) 7.5 HP Motor for M.P. - December 2022	7022 · Plant Maint. Parts & Service	Tiburon	-641.24
			Inv #0101763-IN (PO#753100), (3) Gearmotors for M.P. - December 2023	7022 · Plant Maint. Parts & Service	Belvedere	-2,423.73

Sanitary Distr. No.5 of Marin Co.
Warrant List Detail
January 13 through February 9, 2023

Num	Date	Name	Memo	Account	Class	Paid Amount
			Inv #0101763-IN (PO#753100), (3) Gearmotors for M.P. - December 2023	7022 · Plant Maint. Parts & Service	Tiburon	-3,416.59
			Inv #0100870-IN (PO#753066), Vertical Motor for M.P. - July 2022	7022 · Plant Maint. Parts & Service	Belvedere	-1,364.66
			Inv #0100870-IN (PO#753066), Vertical Motor for M.P. - July 2022	7022 · Plant Maint. Parts & Service	Tiburon	-1,923.67
			Inv #0100872-IN (PO#753066), 0.75 HP for M.P. - July 2022	7022 · Plant Maint. Parts & Service	Belvedere	-565.16
			Inv #0100871-IN (PO#753066), 0.75 HP for M.P. - July 2022	7022 · Plant Maint. Parts & Service	Tiburon	-796.67
TOTAL						-11,586.61
9537	02/09/23	Martin Bros. Supply	Tib. P&L - December 2022	JP Morgan Chase - Primary 7399		
			Inv #178758 (PO#652174) 1/2 yard roofing gravel @ 17 Acelda Dr - December 2022	7011 · Pumps & Lines Maintenance	Tiburon	-52.10
TOTAL						-52.10
9538	02/09/23	McCampbell Analytical, Inc.	M.P. Monitoring, Acute Toxicity Testing - November 2022 & January 2023	JP Morgan Chase - Primary 7399		
			Inv #2211A15, M.P. Monitoring, (3) Acute Toxicity Testing - November 2022	7053 · Chronic Toxicity	Belvedere	-461.69
			Inv #2211A15, M.P. Monitoring, (3) Acute Toxicity Testing - November 2022	7053 · Chronic Toxicity	Tiburon	-650.81
			Inv #2301D13, M.P. Monitoring, (3) Acute Toxicity Testing - January 2023	7053 · Chronic Toxicity	Belvedere	-461.69
			Inv #2301D13, M.P. Monitoring, (3) Acute Toxicity Testing - January 2023	7053 · Chronic Toxicity	Tiburon	-650.81
TOTAL						-2,225.00
9539	02/09/23	Mill Valley Refuse Service, Inc.	Acct #063092, SLUDGE TRANSPORT - January 2023	JP Morgan Chase - Primary 7399		
			Acct #63092, Sludge Transport/Exchange only, 1.11.2023, 1.19.2023, 1.30.2023	7029 · Main Plant Sludge Disposal	Belvedere	-597.60
			Acct #63092, Sludge Transport/Exchange only, 1.11.2023, 1.19.2023, 1.30.2023	7029 · Main Plant Sludge Disposal	Tiburon	-842.40
TOTAL						-1,440.00
9540	02/09/23	Miller Pacific Engineering Group	Geotech Srvcs, Tiburon - January 2023	JP Morgan Chase - Primary 7399		
			Inv #25582 (PO#), Geotech Srvcs - 12 Centro East., Tiburon (11.14.2022 - 12.1...	7011 · Pumps & Lines Maintenance	Tiburon	-3,568.88
TOTAL						-3,568.88
9541	02/09/23	Pacific Gas & Electric	Acct #2908031411-4, Utilities - January 2023	JP Morgan Chase - Primary 7399		
			Acct #2908031411-4, Main Plant Utilities - January 2023	8542 · Main Plant Utilities	Belvedere	-9,210.98
			Acct #2908031411-4, P.C. Plant Utilities - January 2023	8543 · Paradise Cove Utilities	Tiburon:Paradise C...	-2,877.43
			Acct #2908031411-4, Main Plant Utilities - January 2023	8542 · Main Plant Utilities	Tiburon	-12,984.16
			Acct #2908031411-4, Belv Pump St Utilities - January 2023	8544 · Pump Station Utilities	Belvedere	-3,775.96
			Acct #2908031411-4, P.C. Pump St Utilities - January 2023	8544 · Pump Station Utilities	Tiburon:Paradise C...	-515.32
			Acct #2908031411-4, Tib Pump St Utilities - January 2023	8544 · Pump Station Utilities	Tiburon	-6,058.56
TOTAL						-35,422.41
9542	02/09/23	PAN-PACIFIC SUPPLY COMPANY	Cust #954206: M.P. Pump Repair - thru January 2023	JP Morgan Chase - Primary 7399		
			Inv #29611534 (PO#954206): M.P. Pump Repair & Service - October 2022	7022 · Plant Maint. Parts & Service	Belvedere	-6,556.34
			Inv #29611534 (PO#954206): M.P. Pump Repair & Service - October 2022	7022 · Plant Maint. Parts & Service	Tiburon	-9,242.06
			Inv #29612598 (PO#: RC955668): M.P. Pump Repair - January 2023	7022 · Plant Maint. Parts & Service	Belvedere	-1,464.51
			Inv #29612598 (PO#: RC955668): M.P. Pump Repair - January 2023	7022 · Plant Maint. Parts & Service	Tiburon	-2,064.44
			Inv #29612598 (PO#: RC955668): M.P. Pump Parts - January 2023	7022 · Plant Maint. Parts & Service	Belvedere	-740.36
			Inv #29612598 (PO#: RC955668): M.P. Pump Parts - January 2023	7022 · Plant Maint. Parts & Service	Tiburon	-1,043.64

Sanitary Distr. No.5 of Marin Co.

Warrant List Detail

January 13 through February 9, 2023

Num	Date	Name	Memo	Account	Class	Paid Amount
TOTAL						-21,111.35
9543	02/09/23	Perotti & Carrade	Client #1901 - Financial Services, FY21-22 SD5 Audit (PP#3) - December 2022	JP Morgan Chase - Primary 7399		
			Inv #101228, FY21-22 SD5 Audit (PP#3) - December 2022	6008 · Audit & Accounting	Belvedere	-1,622.00
			Inv #101228, FY21-22 SD5 Audit (PP#3) - December 2022	6008 · Audit & Accounting	Tiburon:Paradise C...	-100.00
			Inv #101228, FY21-22 SD5 Audit (PP#3) - December 2022	6008 · Audit & Accounting	Tiburon	-2,278.00
TOTAL						-4,000.00
9544	02/09/23	Robert L Talavera, LLC	SSGIS ArcView Support - January 2023	JP Morgan Chase - Primary 7399		
			Inv #RLT0123F1, SSGIS ArcView Support: Upload pipe history data, install, train & su...	8510 · Data/Alarms/IT Supp & Licensing	Belvedere	-121.65
			Inv #RLT0123F1, SSGIS ArcView Support: Upload pipe history data, install, train & su...	8510 · Data/Alarms/IT Supp & Licensing	Tiburon:Paradise C...	-7.50
			Inv #RLT0123F1, SSGIS ArcView Support: Upload pipe history data, install, train & su...	8510 · Data/Alarms/IT Supp & Licensing	Tiburon	-170.85
TOTAL						-300.00
9545	02/09/23	Roy's Sewer Service, Inc.	P&L, M.P. & PC, Tiburon Small Machine Cleaning - January 2023	JP Morgan Chase - Primary 7399		
			Inv #220449 - 6 Bartel Ct., ER Call-Out: removed baby wipes + heavy root intrusion - 1...	7011 · Pumps & Lines Maintenance	Tiburon	-3,800.00
			Inv #220450 - 1915 Mar West St.: removed roots - 1.22.2023	7011 · Pumps & Lines Maintenance	Tiburon	-975.00
			Inv #219888 - "The Waterfall (i.e., 58 Marinero Cir.)": cleared manhole to manhole due...	7011 · Pumps & Lines Maintenance	Tiburon	-2,000.00
			Inv #22056 - 100 Eastview Ave.: removed major root intrusion at 6" main - 12.26.2023	7011 · Pumps & Lines Maintenance	Belvedere	-111.15
TOTAL						-6,886.15
9546	02/09/23	SemiTorr Group, Inc.	Acct #400M14, M.P. Lab Supplies - January 2023	JP Morgan Chase - Primary 7399		
			Inv #5521451 (PO#654013), Lab Supplies: 3 Flame arrestors (5000 series, aluminum)...	7022 · Plant Maint. Parts & Service	Belvedere	-3,753.86
			Inv #5521451 (PO#654013), Lab Supplies: 3 Flame arrestors (5000 series, aluminum)...	7022 · Plant Maint. Parts & Service	Tiburon	-5,291.59
			Inv #5527465 (PO#654013), Lab Supplies: 2 Barec-Biogas Flame arrestors w/ PRV, 1...	7022 · Plant Maint. Parts & Service	Belvedere	-4,194.59
			Inv #5527465 (PO#654013), Lab Supplies: 2 Barec-Biogas Flame arrestors w/ PRV, 1...	7022 · Plant Maint. Parts & Service	Tiburon	-5,912.85
			Inv #5527495 (PO#654013), Lab Supplies: BMI18998 Barec-Biogas Bank Asembly - ...	7022 · Plant Maint. Parts & Service	Belvedere	-1,501.05
			Inv #5527495 (PO#654013), Lab Supplies: BMI18998 Barec-Biogas Bank Asembly - ...	7022 · Plant Maint. Parts & Service	Tiburon	-2,115.93
TOTAL						-22,769.87
9547	02/09/23	SERVICE TOOL	Cust #56156, M.P. Supplies - January 2023	JP Morgan Chase - Primary 7399		
			Inv #S5496847.001 (PO#652169): M.P. Supplies - January 2023	7021 · Plant Maintenance Supplies	Belvedere	-68.65
			Inv #S5496847.001 (PO#652169): M.P. Supplies - January 2023	7021 · Plant Maintenance Supplies	Tiburon	-96.78
TOTAL						-165.43
9548	02/09/23	Slembrouck-Many Corporation	Fire Sprinkler/Alarm System - January 2023	JP Morgan Chase - Primary 7399		
			Inv #4660-3370S (PO#), Testing M.P. fire sprinkler/fire alarm system - January 2...	8515 · Safety	Belvedere	-166.00
			Inv #4660-3370S (PO#), Testing M.P. fire sprinkler/fire alarm system - January 2...	8515 · Safety	Tiburon	-234.00
			Inv #4660-3370S (PO#), Testing M.P. fire sprinkler/fire alarm system - January 2...	8510 · Data/Alarms/IT Supp & Licensing	Belvedere	-166.00
			Inv #4660-3370S (PO#), Testing M.P. fire sprinkler/fire alarm system - January 2...	8510 · Data/Alarms/IT Supp & Licensing	Tiburon	-234.00
TOTAL						-800.00
9549	02/09/23	Special District Risk Management Aut...	Member #7665, Life, Vision, DDS & LTD Ins. - March 2023	JP Morgan Chase - Primary 7399		

Sanitary Distr. No.5 of Marin Co.

Warrant List Detail

January 13 through February 9, 2023

Num	Date	Name	Memo	Account	Class	Paid Amount
			Employee Life & ADD Insurance - Inv #H40997 - March 2023	8020.05 · Employee Health	Belvedere	-66.18
			Employee Life & ADD Insurance - Inv #H40997 - March 2023	8020.05 · Employee Health	Tiburon:Paradise C...	-4.08
			Employee Life & ADD Insurance - Inv #H40997 - March 2023	8020.05 · Employee Health	Tiburon	-92.94
			Employee LTD Insurance - Inv #H40997 - March 2023	8020.05 · Employee Health	Belvedere	-165.55
			Employee LTD Insurance - Inv #H40997 - March 2023	8020.05 · Employee Health	Tiburon:Paradise C...	-10.21
			Employee LTD Insurance - Inv #H40997 - March 2023	8020.05 · Employee Health	Tiburon	-232.51
			Employee DDS Insurance - Inv #H40997 - March 2023	8020.05 · Employee Health	Belvedere	-470.40
			Employee DDS Insurance - Inv #H40997 - March 2023	8020.05 · Employee Health	Tiburon:Paradise C...	-29.00
			Employee DDS Insurance - Inv #H40997 - March 2023	8020.05 · Employee Health	Tiburon	-660.65
			Employee Vision Insurance - Inv #H40997 - March 2023	8020.05 · Employee Health	Belvedere	-82.45
			Employee Vision Insurance - Inv #H40997 - March 2023	8020.05 · Employee Health	Tiburon:Paradise C...	-5.08
			Employee Vision Insurance - Inv #H40997 - March 2023	8020.05 · Employee Health	Tiburon	-115.79
			TOTAL			-1,934.84
9550	02/09/23	U.S. Bank	Acct#: 4246 0470 0067 9545 - December 2022 - January 2023	JP Morgan Chase - Primary 7399		
			Zoom + Staff Meetings at SD5 - December 2022 - January 2023	6018.1 · Meetings & Travel	Belvedere	-50.87
			Zoom + Staff Meetings at SD5 - December 2022 - January 2023	6018.1 · Meetings & Travel	Tiburon:Paradise C...	-3.14
			Zoom + Staff Meetings at SD5 - December 2022 - January 2023	6018.1 · Meetings & Travel	Tiburon	-71.45
			(TR) Travel Accomodations - Conferences - November - December 2022 - January 2023	6018.1 · Meetings & Travel	Belvedere	-55.68
			(TR) Travel Accomodations - Conferences - November - December 2022 - January 2023	6018.1 · Meetings & Travel	Tiburon:Paradise C...	-3.43
			(TR) Travel Accomodations - Conferences - November - December 2022 - January 2023	6018.1 · Meetings & Travel	Tiburon	-78.19
			Cont'g Ed - (RC + AB) CWEA Event - ConferencesTravel Accomodations - December...	6020 · Continuing Education	Belvedere	-665.02
			Cont'g Ed - (RC + AB) CWEA Event - ConferencesTravel Accomodations - December...	6020 · Continuing Education	Tiburon:Paradise C...	-41.00
			Cont'g Ed - (RC + AB) CWEA Event - ConferencesTravel Accomodations - December...	6020 · Continuing Education	Tiburon	-933.98
			Office & Admin supplies (Calendars + planners), Amazon - December 2022 - January ...	6047 · Office Supplies	Belvedere	-168.80
			Office Depot - Office & Admin supplies (Calendars + planners) - December 2022 - Jan...	6047 · Office Supplies	Tiburon:Paradise C...	-10.41
			Office Depot - Office & Admin supplies (Calendars + planners) - December 2022 - Jan...	6047 · Office Supplies	Tiburon	-237.06
			USPO Return-Receipt postage - December 2022 - January 2023	6056 · Postage	Belvedere	-53.14
			USPO Return-Receipt postage - December 2022 - January 2023	6056 · Postage	Tiburon:Paradise C...	-3.28
			USPO Return-Receipt postage - December 2022 - January 2023	6056 · Postage	Tiburon	-74.62
			Plant Supplies - M.P. Supplies + Parts - December 2022 - January 2023	7021 · Plant Maintenance Supplies	Belvedere	-251.40
			Plant Supplies - M.P. Supplies + Parts - December 2022 - January 2023	7021 · Plant Maintenance Supplies	Tiburon	-354.39
			Plant Parts & Service (Tools) - December 2022 - January 2023	7022 · Plant Maint. Parts & Service	Belvedere	-754.62
			Plant Parts & Service - December 2022 - January 2023	7022 · Plant Maint. Parts & Service	Tiburon	-1,063.73
			Recurring Amazon order re janitorial supplies - December 2022 - January 2023	7023 · Janitorial Supplies & Service	Belvedere	-20.77
			Recurring Amazon order re janitorial supplies - December 2022 - January 2023	7023 · Janitorial Supplies & Service	Tiburon	-29.28
			Lab supplies - Amazon - December 2022 - January 2023	7025 · Lab Supplies & Chemicals	Belvedere	-104.06
			Lab supplies - Amazon- December 2022 - January 2023	7025 · Lab Supplies & Chemicals	Tiburon	-146.69
			Parts & Service @ Paradise Cove - GRAINGER - December 2022 - January 2023	7041 · Paradise Parts & Service	Tiburon:Paradise C...	-237.66
			Fill-up at Maint. Truck - December 2022 - January 2023	7071 · Fuel	Belvedere	-49.17
			Fill-up at Maint. Truck - December 2022 - January 2023	7071 · Fuel	Tiburon:Paradise C...	-3.03
			Fill-up at Maint. Truck - December 2022 - January 2023	7071 · Fuel	Tiburon	-69.06
			SD5 Fleet Maintenance/supplies - December 2022 - January 2023	7072 · Maintenance	Belvedere	-15.92
			SD5 Fleet Maintenance/supplies - December 2022 - January 2023	7072 · Maintenance	Tiburon:Paradise C...	-0.98
			SD5 Fleet Maintenance/supplies - December 2022 - January 2023	7072 · Maintenance	Tiburon	-22.37
			Plant Supplies + Stormwatch - Safety Supplies - December 2022 - January 2023	8515 · Safety	Belvedere	-45.40
			Plant Supplies + Stormwatch - Safety Supplies - December 2022 - January 2023	8515 · Safety	Tiburon:Paradise C...	-2.80
			Plant Supplies + Stormwatch - Safety Supplies - December 2022 - January 2023	8515 · Safety	Tiburon	-63.77
			TOTAL			-5,685.17
9551	02/09/23	Waste Management of Redwood Landfill	Acct #3-78482-75002, Sludge Disposal - January 2023	JP Morgan Chase - Primary 7399		
			Inv #0107069-1507-0, Sludge Disposal - 1 pick-up @ 25.75 tons - January 2023	7029 · Main Plant Sludge Disposal	Belvedere	-287.19
			Inv #0107069-1507-0, Sludge Disposal - 1 pick-up @ 25.75 tons - January 2023	7043 · Paradise Sludge Disposal	Tiburon:Paradise C...	-17.71
			Inv #0107235-1507-7, Sludge Disposal - 1 pick-up @ 25.75 tons - January 2023	7029 · Main Plant Sludge Disposal	Tiburon	-403.34

Sanitary Distr. No.5 of Marin Co.

Warrant List Detail

January 13 through February 9, 2023

Num	Date	Name	Memo	Account	Class	Paid Amount
TOTAL						-708.24
9552	02/09/23	Water Components & Building Supply	Acct #454, M.P. Supplies - January 2023	JP Morgan Chase - Primary 7399		
			Inv #30599704 (PO#JR953063) M.P. Maint. Supplies - January 20232	7021 · Plant Maintenance Supplies	Belvedere	-115.86
			Inv #30599704 (PO#JR953063) M.P. Maint. Supplies - January 20232	7021 · Plant Maintenance Supplies	Tiburon	-163.31
			Inv #30599704 (PO#JR953063) P&L Locating Supplies - January 20232	7011 · Pumps & Lines Maintenance	Belvedere	-115.86
			Inv #30599704 (PO#JR953063) P&L Locating Supplies - January 20232	7011 · Pumps & Lines Maintenance	Tiburon	-163.31
TOTAL						-558.34
9553	02/09/23	Alvarez, Joel	J Alvarez Stormwatch @ M.P. - January 2023	JP Morgan Chase - Primary 7399		
			Stormwatch @ M.P. Standby Mileage Reimb J Alvarez - January 2023	6018.2 · Standby Mileage Expense Reimb	Belvedere	-8.70
			Stormwatch @ M.P. Standby Mileage Reimb J Alvarez - January 2023	6018.2 · Standby Mileage Expense Reimb	Tiburon	-12.26
TOTAL						-20.96
9554	02/09/23	Balf, Abigail	Reimb. Travel Meals/Diem - CWEA P3S Conference - January 2023	JP Morgan Chase - Primary 7399		
			Reimb. Travel Meals/Diem - CWEA P3S Conference - January 2023 (1.29.2023 - 2.1....	6018.1 · Meetings & Travel	Belvedere	-72.99
			Reimb. Travel Meals/Diem - CWEA P3S Conference - January 2023 (1.29.2023 - 2.1....	6018.1 · Meetings & Travel	Tiburon:Paradise C...	-4.50
			Reimb. Travel Meals/Diem - CWEA P3S Conference - January 2023 (1.29.2023 - 2.1....	6018.1 · Meetings & Travel	Tiburon	-102.51
TOTAL						-180.00
9555	02/09/23	Collodi, Peter	Misc. Reimb P Collodi - January 2023	JP Morgan Chase - Primary 7399		
			Reimb. for parts @ BPS#1	7011 · Pumps & Lines Maintenance	Belvedere	-56.80
TOTAL						-56.80
9556	02/09/23	Bilsborough, Chad	C Bilsborough Stormwatch @ M.P. - July - August 2022	JP Morgan Chase - Primary 7399		
			7.6.2022 SASM ER - Standby Mileage Reimb - July 2022	6018.2 · Standby Mileage Expense Reimb	Belvedere	-19.45
			7.6.2022 SASM ER - Standby Mileage Reimb - July 2022	6018.2 · Standby Mileage Expense Reimb	Tiburon	-33.05
			8.15.2022 HDR Mtg (Interview on regular day off) - August 2022	6018.2 · Standby Mileage Expense Reimb	Belvedere	-19.45
			8.15.2022 HDR Mtg (Interview on regular day off) - August 2022	6018.2 · Standby Mileage Expense Reimb	Tiburon	-33.05
TOTAL						-105.00
9557	02/09/23	Hill, Arlee S	Safety Glasses - January 2023	JP Morgan Chase - Primary 7399		
			2023 01 24: Reimb. re Safety Glasses (\$300/2 yrs. / 2022 MOU, §10(2))	8515 · Safety	Belvedere	-121.65
			2023 01 24: Reimb. re Safety Glasses (\$300/2 yrs. / 2022 MOU, §10(2))	8515 · Safety	Tiburon:Paradise C...	-7.50
			2023 01 24: Reimb. re Safety Glasses (\$300/2 yrs. / 2022 MOU, §10(2))	8515 · Safety	Tiburon	-170.85
TOTAL						-300.00
9558	02/09/23	Salazar, Ignacio	EE Incentive + Mileage Reimb. - December 2022 - January 2023	JP Morgan Chase - Primary 7399		
			Employee Incentive/Con't Ed Stipend: Completion of CSUSac, Safety, Beginning Trx +...	8005 · Employee Incentives	Belvedere	-405.50
			Employee Incentive/Con't Ed Stipend: Completion of CSUSac, Safety, Beginning Trx +...	8005 · Employee Incentives	Tiburon:Paradise C...	-25.00
			Employee Incentive/Con't Ed Stipend: Completion of CSUSac, Safety, Beginning Trx +...	8005 · Employee Incentives	Tiburon	-569.50
			Delivery to Brej & Race + CalTEST, 1.5.2023	6018.2 · Standby Mileage Expense Reimb	Belvedere	-30.81
			Delivery to Brej & Race + CalTEST, 1.5.2023	6018.2 · Standby Mileage Expense Reimb	Tiburon:Paradise C...	-1.90

02/07/23

Sanitary Distr. No.5 of Marin Co.

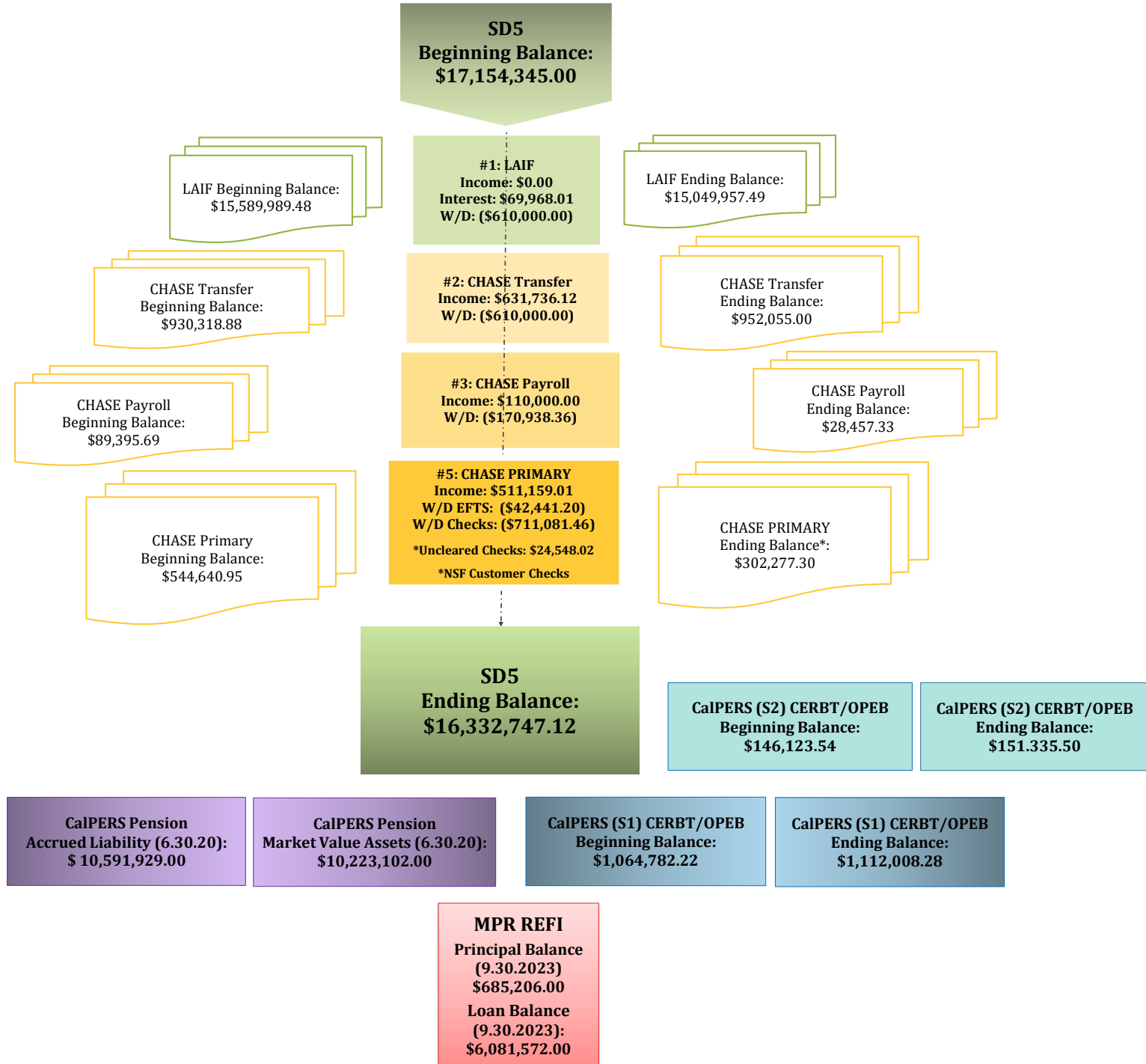
Warrant List Detail

January 13 through February 9, 2023

Num	Date	Name	Memo	Account	Class	Paid Amount
			Delivery to Brej & Race + CalTEST, 1.5.2023	6018.2 · Standby Mileage Expense Reimb	Tiburon	-43.27
TOTAL						-1,075.98

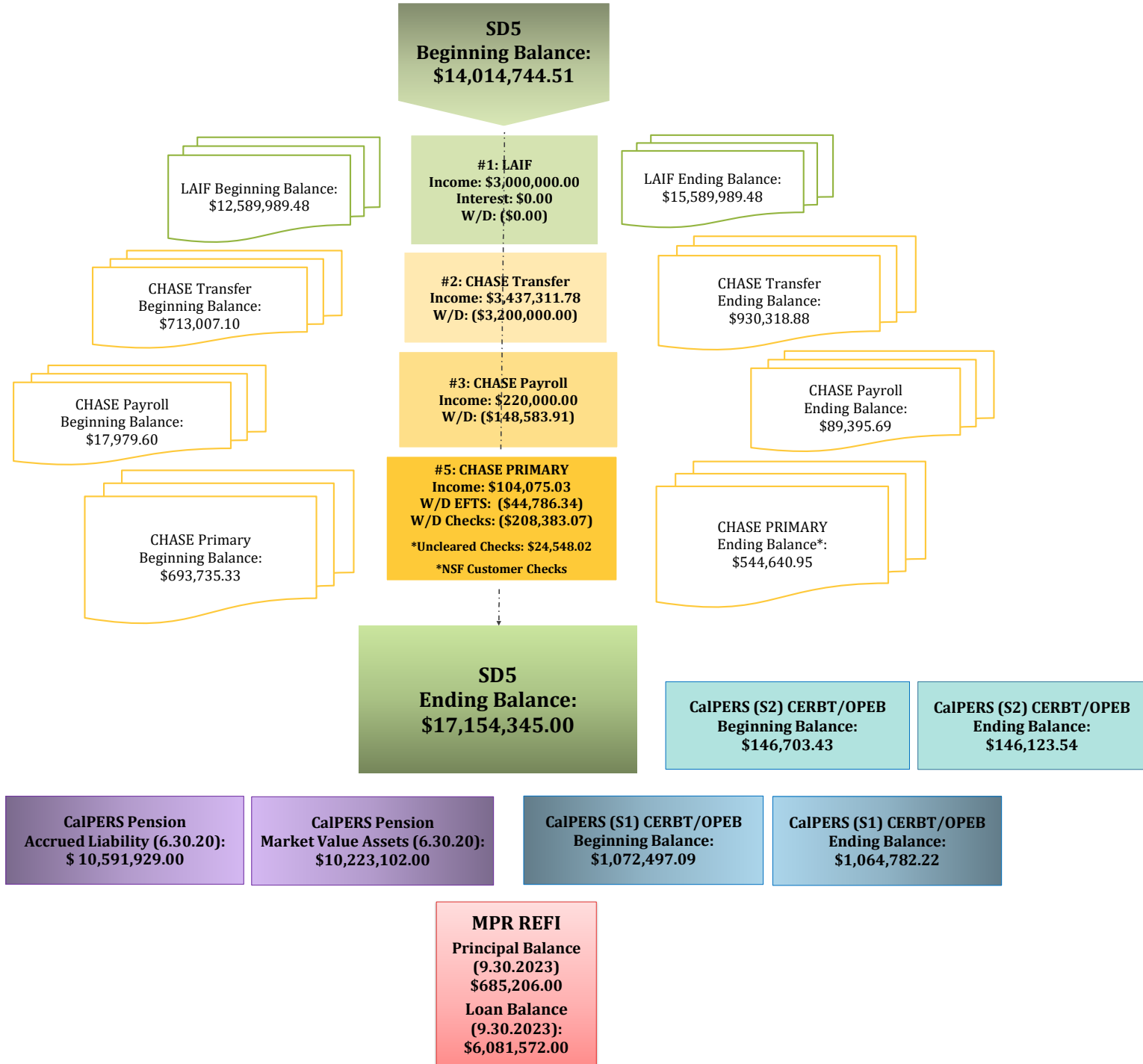
CASH FLOW CHART

SANITARY DISTRICT NO. 5 OF MARIN COUNTY: January 2023



CASH FLOW CHART

SANITARY DISTRICT NO. 5 OF MARIN COUNTY: December 2022





NOTICE OF AUTOMATIC PAYMENT

Paychex of New York LLC
1535 Scenic Avenue Suite 100
Costa Mesa CA 92626

Client # 0082 Y400-2116
Invoice # 2023011201

AUTOMATIC PAYMENT \$584.14

This amount will be deducted from the following bank account at or after 12:01 A.M on 1/13/23.

XXXXXXXXXXXXXXXXX506

ADDRESS SERVICE REQUESTED

0082 Y400-2116
SANITARY DISTRICT NO 5
2001 Paradise Dr
Tiburon, California 94920-1937

For questions regarding your account, please call (844) 729-9247

ACCOUNT SUMMARY				AMOUNT
Previous Balance on Invoice#2022122201 Due 12/30/22				312.64
Payment Received - Thank You				-312.64
Balance Forward				0.00
Total New Charges				584.14
Account Balance (Includes Balance Forward, New Charges, and Pending Automatic Payments)				584.14

CHECK DATE	DESCRIPTION OF SERVICE	PROCESSING DATE	# TRANSACTIONS	AMOUNT
NEW CHARGES				
01/13/23	Paychex Productivity	01/12/23	12	327.80
	Direct Deposit Premium Processing			60.00
	<ul style="list-style-type: none"> • W-2 Processing • Quarter End Delivery • Year-end Handling • Delivery • Client Discount • Total New Charges 		14	187.50
			1	4.00
				25.00
				16.54
				-36.70
				584.14
Automatic Payment (Includes New Charges and applicable credits from Balance Forward above)				584.14



Thank you for choosing Paychex.

CASH REQUIREMENTS

CASH REQUIRED FOR NEGOTIABLE CHECKS &/OR ELECTRONIC FUNDS TRANSFERS (EFT) FOR CHECK DATE 01/13/23: \$82,906.23

IMPORTANT COVID-19 INFORMATION: If you filed IRS Form 7200, please notify your Paychex representative to avoid owing a balance at the end of the quarter and ensure your Form 941 is accurate.

TRANSACTION SUMMARY

SUMMARY BY TRANSACTION TYPE -	TOTAL ELECTRONIC FUNDS TRANSFER (EFT)	82,906.23	
	CASH REQUIRED FOR NEGOTIABLE CHECKS &/OR EFT	<u>82,906.23</u>	
	TOTAL REMAINING DEDUCTIONS / WITHHOLDINGS / LIABILITIES	6,335.71	
	CASH REQUIRED FOR CHECK DATE 01/13/23	<u>89,241.94</u>	

TRANSACTION DETAIL

ELECTRONIC FUNDS TRANSFER - *Your financial institution will initiate transfer to Paychex at or after 12:01 A.M. on transaction date.*

<u>TRANS. DATE</u>	<u>BANK NAME</u>	<u>ACCOUNT NUMBER</u>	<u>PRODUCT</u>	<u>DESCRIPTION</u>		BANK DRAFT AMOUNTS & OTHER TOTALS
01/13/23	JPMORGAN CHASE BANK,	xxxxxxxxxxxxx506	Direct Deposit	Net Pay Allocations	48,448.09	<u>48,448.09</u>
01/13/23	JPMORGAN CHASE BANK,	xxxxxxxxxxxxx506	Taxpay®	Employee Withholdings		
				Social Security	4,931.53	
				Medicare	1,153.34	
				Fed Income Tax	13,470.94	
				CA Income Tax	5,396.01	
				Total Withholdings	<u>24,951.82</u>	
				Employer Liabilities		
				Social Security	4,931.53	
				Medicare	1,153.34	
				Fed Unemploy	388.14	
				CA Disability	57.48	
				CA Unemploy	2,911.14	
				CA Emp Train	64.69	
				Total Liabilities	<u>9,506.32</u>	<u>34,458.14</u>
				EFT FOR 01/13/23		<u>82,906.23</u>
				TOTAL EFT		<u>82,906.23</u>

REMAINING DEDUCTIONS / WITHHOLDINGS / LIABILITIES - *Paychex does not remit these funds. You must ensure accurate and timely payment of applicable items.*

<u>TRANS. DATE</u>	<u>BANK NAME</u>	<u>ACCOUNT NUMBER</u>	<u>PRODUCT</u>	<u>DESCRIPTION</u>		<u>TOTAL</u>
01/13/23	Refer to your records for account Information		Payroll	Employee Deductions		
				401A Member Contribu	3,588.26	
				Calpers 457B	1,740.84	
				Calpers 457B Roth	812.00	

NOTICE OF AUTOMATIC PAYMENT

PAYCHEX

Paychex of New York LLC
 1535 Scenic Avenue Suite 100
 Costa Mesa CA 92626

Client # 0082 Y400-2116
 Invoice # 2023012601

AUTOMATIC PAYMENT \$312.64

This amount will be deducted from the following bank account at or after 12:01 A.M on 1/31/23.

XXXXXXXXXXXXXXXX506

ADDRESS SERVICE REQUESTED

0082 Y400-2116
 SANITARY DISTRICT NO 5
 2001 Paradise Dr
 Tiburon, California 94920-1937

For questions regarding your account, please call (844) 729-9247

Page 1 of 1

ACCOUNT SUMMARY				AMOUNT
Previous Balance on Invoice#2023011201 Due 01/13/23				584.14
Payment Received - Thank You				-584.14
Balance Forward				0.00
Total New Charges				312.64
Account Balance (Includes Balance Forward, New Charges, and Pending Automatic Payments)				312.64

CHECK DATE	DESCRIPTION OF SERVICE	PROCESSING DATE	# TRANSACTIONS	AMOUNT
NEW CHARGES				
01/31/23	Paychex Productivity	01/26/23	13	333.45
	Delivery		1	16.54
	Client Discount			-37.35
	Total New Charges			312.64
Automatic Payment (Includes New Charges and applicable credits from Balance Forward above)				312.64

5
2

Thank you for choosing Paychex.

CASH REQUIREMENTS

CASH REQUIRED FOR NEGOTIABLE CHECKS &/OR ELECTRONIC FUNDS TRANSFERS (EFT) FOR CHECK DATE 01/31/23: \$76,624.30

IMPORTANT COVID-19 INFORMATION: If you filed IRS Form 7200, please notify your Paychex representative to avoid owing a balance at the end of the quarter and ensure your Form 941 is accurate.

TRANSACTION SUMMARY

SUMMARY BY TRANSACTION TYPE -		
TOTAL ELECTRONIC FUNDS TRANSFER (EFT)		76,624.30
CASH REQUIRED FOR NEGOTIABLE CHECKS &/OR EFT		76,624.30
TOTAL REMAINING DEDUCTIONS / WITHHOLDINGS / LIABILITIES		7,023.94
CASH REQUIRED FOR CHECK DATE 01/31/23		83,648.24

TRANSACTION DETAIL

ELECTRONIC FUNDS TRANSFER - Your financial institution will initiate transfer to Paychex at or after 12:01 A.M. on transaction date.

TRANS. DATE	BANK NAME	ACCOUNT NUMBER	PRODUCT	DESCRIPTION		BANK DRAFT AMOUNTS & OTHER TOTALS
01/30/23	JPMORGAN CHASE BANK,	xxxxxxxxxxxxx506	Direct Deposit	Net Pay Allocations	47,076.32	47,076.32
					EFT FOR 01/30/23	47,076.32 ✓
01/31/23	JPMORGAN CHASE BANK,	xxxxxxxxxxxxx506	Taxpay®	Employee Withholdings		
					Social Security	4,702.95
					Medicare	1,099.88
					Fed Income Tax	11,951.85
					CA Income Tax	4,947.45
					Total Withholdings	22,702.13
					Employer Liabilities	
					Social Security	4,702.93
					Medicare	1,099.88
					Fed Unemploy	112.95
					CA Disability	64.18
					CA Unemploy	847.10
					CA Emp Train	18.81
					Total Liabilities	6,845.85
					EFT FOR 01/31/23	29,547.98 ✓
					TOTAL EFT	76,624.30

REMAINING DEDUCTIONS / WITHHOLDINGS / LIABILITIES - Paychex does not remit these funds. You must ensure accurate and timely payment of applicable items.

TRANS. DATE	BANK NAME	ACCOUNT NUMBER	PRODUCT	DESCRIPTION		TOTAL
01/31/23	Refer to your records for account	Information	Payroll	Employee Deductions		
					401A Member Contribu	3,416.21
					Calpers 457B	1,847.12
					Calpers 457B Roth	812.00
					Med 125	194.61

R

**Sanitary Distr. No.5 of Marin Co.
Comparative Balance Sheet
As of January 31, 2023**

	<u>Jan 31, 23</u>	<u>Dec 31, 22</u>	<u>\$ Change</u>
ASSETS			
Current Assets			
Checking/Savings			
JP Morgan Chase - Payroll 7506	28,007.33	88,945.69	-60,938.36
JP Morgan Chase - Primary 7399	227,700.28	525,591.32	-297,891.04
JP Morgan Chase - Transfer 7522	1,012,055.00	1,030,318.88	-18,263.88
Local Agency Investment Fund			
Belvedere			
Belvedere Capital & CIP Reserve	2,645,613.01	2,976,856.75	-331,243.74
Belvedere Disaster Recovery Fnd	356,250.00	356,250.00	0.00
Belvedere Operating	3,237,244.44	3,395,150.10	-157,905.66
Belvedere Operating Reserve	516,923.05	516,923.05	0.00
Belvedere PERS Retirement Trust	356,250.00	356,250.00	0.00
Total Belvedere	<u>7,112,280.50</u>	<u>7,601,429.90</u>	<u>-489,149.40</u>
Tiburon			
Tiburon Capital & CIP Reserve	4,730,239.53	4,977,060.94	-246,821.41
Tiburon Disaster Recovery Fund	643,750.00	643,750.00	0.00
Tiburon Operating	1,366,039.45	1,240,068.64	125,970.81
Tiburon Operating Reserve	383,930.00	383,930.00	0.00
Tiburon PERS Retirement Trust	643,750.00	643,750.00	0.00
Total Tiburon	<u>7,767,708.98</u>	<u>7,888,559.58</u>	<u>-120,850.60</u>
Total Local Agency Investment Fund	<u>14,879,989.48</u>	<u>15,489,989.48</u>	<u>-610,000.00</u>
Total Checking/Savings	<u>16,147,752.09</u>	<u>17,134,845.37</u>	<u>-987,093.28</u>
Accounts Receivable			
Accounts Receivable	81,821.72	58,223.96	23,597.76
Total Accounts Receivable	<u>81,821.72</u>	<u>58,223.96</u>	<u>23,597.76</u>
Other Current Assets			
Petty Cash	881.92	881.92	0.00
Total Other Current Assets	<u>881.92</u>	<u>881.92</u>	<u>0.00</u>
Total Current Assets	<u>16,230,455.73</u>	<u>17,193,951.25</u>	<u>-963,495.52</u>
Fixed Assets	<u>19,118,200.30</u>	<u>19,118,200.30</u>	<u>0.00</u>
TOTAL ASSETS	<u>35,348,656.03</u>	<u>36,312,151.55</u>	<u>-963,495.52</u>
LIABILITIES & EQUITY			
Liabilities			
Current Liabilities			
Accounts Payable			
2000 - Accounts Payable	-1,236.08	-1,236.08	0.00
Total Accounts Payable	<u>-1,236.08</u>	<u>-1,236.08</u>	<u>0.00</u>

Sanitary Distr. No.5 of Marin Co.
Comparative Balance Sheet
As of January 31, 2023

	<u>Jan 31, 23</u>	<u>Dec 31, 22</u>	<u>\$ Change</u>
Other Current Liabilities			
Compensated Absences Current	186,051.95	186,051.95	0.00
MPR Rev Bond Interest Payable	41,292.00	41,292.00	0.00
MPR Rev Bonds Payable Current	595,000.00	595,000.00	0.00
Retainage Payable	24,650.70	0.00	24,650.70
Total Other Current Liabilities	<u>846,994.65</u>	<u>822,343.95</u>	<u>24,650.70</u>
Total Current Liabilities	845,758.57	821,107.87	24,650.70
Long Term Liabilities	<u>6,488,360.20</u>	<u>6,488,360.20</u>	<u>0.00</u>
Total Liabilities	7,334,118.77	7,309,468.07	24,650.70
Equity			
3900 · Net Assets	28,046,527.41	28,046,527.41	0.00
Net Income	-31,990.15	956,156.07	-988,146.22
Total Equity	<u>28,014,537.26</u>	<u>29,002,683.48</u>	<u>-988,146.22</u>
TOTAL LIABILITIES & EQUITY	<u>35,348,656.03</u>	<u>36,312,151.55</u>	<u>-963,495.52</u>

Sanitary Distr. No.5 of Marin Co.
Annual Budget vs Actual Expenses
 July 2022 through January 2023

ITEM #2B

	Jul '22 - Jan 23	Budget	\$ Over Budget	% of Bu...
Ordinary Income/Expense				
Income				
5000 · Property Taxes				
5001.2 · TEETER	526,200.28	875,000.00	-348,799.72	60.1%
5002 · UNSEC	16,908.88	16,000.00	908.88	105.7%
5003 · PUNS / PRIOR UNSECURED	955.59	300.00	655.59	318.5%
5004 · REDEMPTION / RDMPT	641.21	0.00	641.21	100.0%
5006 · SPLU	1,110.61	500.00	610.61	222.1%
5041 · SUPSEC	14,774.02	15,000.00	-225.98	98.5%
5043 · SECU	0.00	0.00	0.00	0.0%
5046 · Excess ERAF	215,800.40	901,664.00	-685,863.60	23.9%
5280 · HOPTR	1,800.51	3,333.00	-1,532.49	54.0%
5483 · Other tax	5,399.65	0.00	5,399.65	100.0%
Total 5000 · Property Taxes	783,591.15	1,811,797.00	-1,028,205.85	43.2%
5007 · Sewer Service Charge				
5007.1 · Sewer Service - Tiburon Ops	1,457,491.27	2,368,000.00	-910,508.73	61.5%
5007.2 · Sewer Service-Belv Ops	987,844.71	1,570,581.00	-582,736.29	62.9%
5007.3 · Sewer Service-Belv Cap	308,467.13	605,719.00	-297,251.87	50.9%
5007.4 · Other User Fees	39,085.20	38,700.00	385.20	101.0%
5007.5 · Sewer Service - Tiburon Cap	16,748.13	0.00	16,748.13	100.0%
Total 5007 · Sewer Service Charge	2,809,636.44	4,583,000.00	-1,773,363.56	61.3%
5201 · Interest				
5201.1 · Interest County of Marin	18.13	0.00	18.13	100.0%
5201.2 · Interest LAIF	50,246.62	100,000.00	-49,753.38	50.2%
Total 5201 · Interest	50,264.75	100,000.00	-49,735.25	50.3%
5900.10 · Paradise Sewer Line Ext. Fees	0.00	14,040.00	-14,040.00	0.0%
5900.3 · Connection Fees				
5900.30 · Connection Permit Fees	12,534.00	10,000.00	2,534.00	125.3%
5900.31 · Collection	123,833.20	125,000.00	-1,166.80	99.1%
5900.34 · Treatment	153,098.80	125,000.00	28,098.80	122.5%
Total 5900.3 · Connection Fees	289,466.00	260,000.00	29,466.00	111.3%
5900.4 · Inspection Permit Fees	9,600.00	10,000.00	-400.00	96.0%
5900.5 · SASM Expense Reimb.	59,948.55	100,000.00	-40,051.45	59.9%
5900.9 · Other Income	0.00	100.00	-100.00	0.0%
Total Income	4,002,506.89	6,878,937.00	-2,876,430.11	58.2%
Gross Profit	4,002,506.89	6,878,937.00	-2,876,430.11	58.2%
Expense				
6000 · Administrative Expenses				
6001 · Advertising	455.00	1,000.00	-545.00	45.5%
6002 · Outreach & Newsletter	20.00	1,000.00	-980.00	2.0%
6008 · Audit & Accounting	25,167.50	40,000.00	-14,832.50	62.9%
6017 · Consulting Fees	60,475.63	100,000.00	-39,524.37	60.5%
6018 · Travel & Meetings				
6018.1 · Meetings & Travel	8,502.55	7,000.00	1,502.55	121.5%
6018.2 · Standby Mileage Expense Reimb	1,926.96	10,000.00	-8,073.04	19.3%
Total 6018 · Travel & Meetings	10,429.51	17,000.00	-6,570.49	61.4%
6020 · Continuing Education	3,382.44	10,000.00	-6,617.56	33.8%
6021 · County Fees	9,787.67	16,590.00	-6,802.33	59.0%
6024 · Director Fees	3,200.00	9,000.00	-5,800.00	35.6%
6025 · Dues & Subscriptions	30,745.83	31,000.00	-254.17	99.2%
6026 · Elections	0.00	9,000.00	-9,000.00	0.0%
6033 · Insurance Property & Liability				
6033.1 · PLP Public Entity Phys Damage	84,729.14	45,000.00	39,729.14	188.3%
6033.2 · General Liability	0.00	58,000.00	-58,000.00	0.0%
6033.3 · Physical Property Damage - Auto	4,298.00	8,000.00	-3,702.00	53.7%
Total 6033 · Insurance Property & Liability	89,027.14	111,000.00	-21,972.86	80.2%

Sanitary Distr. No.5 of Marin Co.
Annual Budget vs Actual Expenses
July 2022 through January 2023

	Jul '22 - Jan 23	Budget	\$ Over Budget	% of Bu...
6039 · Legal	12,037.50	50,000.00	-37,962.50	24.1%
6047 · Office Supplies	2,512.05	10,000.00	-7,487.95	25.1%
6056 · Postage	633.54	1,200.00	-566.46	52.8%
6059 · Pollution Prevention/Public Edu	2,011.44	5,000.00	-2,988.56	40.2%
6065 · Miscellaneous Expense	290.20	0.00	290.20	100.0%
Total 6000 · Administrative Expenses	250,175.45	411,790.00	-161,614.55	60.8%
7000 · Ops & Maintenance Expenses				
7010 · Pumps & Lines Maintenance				
7011 · Pumps & Lines Maintenance	20,420.58	100,000.00	-79,579.42	20.4%
7013 · Emergency Line Repair	49,000.00	50,000.00	-1,000.00	98.0%
Total 7010 · Pumps & Lines Maintenance	69,420.58	150,000.00	-80,579.42	46.3%
7020 · Main Plant Maintenance				
7021 · Plant Maintenance Supplies	48,788.77	27,000.00	21,788.77	180.7%
7022 · Plant Maint. Parts & Service	251,220.41	150,000.00	101,220.41	167.5%
7023 · Janitorial Supplies & Service	4,148.89	9,000.00	-4,851.11	46.1%
7024 · Main Plant Chemicals	42,377.41	120,000.00	-77,622.59	35.3%
7025 · Lab Supplies & Chemicals	11,311.02	21,000.00	-9,688.98	53.9%
7027 · Electrical & Instrument	2,897.01	15,000.00	-12,102.99	19.3%
7028 · Grounds Maintenance	1,933.47	5,000.00	-3,066.53	38.7%
7029 · Main Plant Sludge Disposal	17,692.67	50,000.00	-32,307.33	35.4%
Total 7020 · Main Plant Maintenance	380,369.65	397,000.00	-16,630.35	95.8%
7040 · Paradise Cove Plant Maint				
7041 · Paradise Parts & Service	13,498.59	15,000.00	-1,501.41	90.0%
7042 · Paradise Supplies & Chemicals	1,000.39	6,500.00	-5,499.61	15.4%
7043 · Paradise Sludge Disposal	4,280.83	3,000.00	1,280.83	142.7%
Total 7040 · Paradise Cove Plant Maint	18,779.81	24,500.00	-5,720.19	76.7%
7050 · Monitoring				
7051 · Main Plant Lab Monitoring	22,361.17	45,000.00	-22,638.83	49.7%
7052 · Paradise Cove Monitoring	2,555.73	12,500.00	-9,944.27	20.4%
Total 7050 · Monitoring	24,916.90	57,500.00	-32,583.10	43.3%
7060 · Permits/Fees				
7061 · Main Plant NPDES Renewal	5,443.25	40,000.00	-34,556.75	13.6%
7062 · Permits/Fees - General	38,111.62	50,000.00	-11,888.38	76.2%
7063 · Paradise Cove Permits/Fees	7,781.76	9,000.00	-1,218.24	86.5%
Total 7060 · Permits/Fees	51,336.63	99,000.00	-47,663.37	51.9%
7070 · Truck Maintenance				
7071 · Fuel	11,115.55	15,000.00	-3,884.45	74.1%
7072 · Maintenance	22,284.28	20,000.00	2,284.28	111.4%
Total 7070 · Truck Maintenance	33,399.83	35,000.00	-1,600.17	95.4%
Total 7000 · Ops & Maintenance Expenses	578,223.40	763,000.00	-184,776.60	75.8%
8000 · Salaries and Benefits Expenses				
8001 · Salaries	785,427.90	1,504,000.00	-718,572.10	52.2%
8003 · Overtime	133,199.58	125,000.00	8,199.58	106.6%
8004 · Standby Pay	49,394.88	80,000.00	-30,605.12	61.7%
8005 · Employee Incentives	12,000.00	60,000.00	-48,000.00	20.0%
8006 · Vacation Buyout	49,143.24	65,000.00	-15,856.76	75.6%
8013 · Payroll Taxes	65,830.39	162,665.00	-96,834.61	40.5%
8015 · Payroll/Bank Fees	4,233.28	101,047.00	-96,813.72	4.2%
8016 · Car Allowance	6,000.00	6,000.00	0.00	100.0%
8019 · PERS Retirement				
8019.05 · PERS Retirement	95,152.74	262,992.00	-167,839.26	36.2%
8019.06 · PERS Retirement - RBP	0.00	350.00	-350.00	0.0%
8019.08 · PERS Retirement - CalPERS UAL	9,503.04	0.00	9,503.04	100.0%
Total 8019 · PERS Retirement	104,655.78	263,342.00	-158,686.22	39.7%

Sanitary Distr. No.5 of Marin Co.
Annual Budget vs Actual Expenses
 July 2022 through January 2023

	Jul '22 - Jan 23	Budget	\$ Over Budget	% of Bu...
8020 · Employee Health				
8020.05 · Employee Health	162,179.22	319,272.00	-157,092.78	50.8%
8021 · Employee Health Deductions	-2,391.40	0.00	-2,391.40	100.0%
Total 8020 · Employee Health	159,787.82	319,272.00	-159,484.18	50.0%
8022 · Retiree Health				
8022.05 · Retiree Health	58,216.96	91,592.00	-33,375.04	63.6%
8022.10 · CERBT/OPEB Annual Arc Contribtn	0.00	118,400.00	-118,400.00	0.0%
Total 8022 · Retiree Health	58,216.96	209,992.00	-151,775.04	27.7%
8023 · Workers Comp Insurance	27,636.99	57,275.00	-29,638.01	48.3%
Total 8000 · Salaries and Benefits Expenses	1,455,526.82	2,953,593.00	-1,498,066.18	49.3%
8500 · Other Operating Expenses				
8510 · Data/Alarms/IT Supp & Licensing	60,897.99	80,000.00	-19,102.01	76.1%
8515 · Safety	47,454.62	60,000.00	-12,545.38	79.1%
8520 · Personal Protection/Safety Wear	6,921.62	15,000.00	-8,078.38	46.1%
8530 · Telephone				
8531 · Main Plant Telephones	6,860.29	11,000.00	-4,139.71	62.4%
8532 · Paradise Cove Telephones	2,795.49	500.00	2,295.49	559.1%
8533 · Pumps & Lines Telephones	2,238.59	7,000.00	-4,761.41	32.0%
Total 8530 · Telephone	11,894.37	18,500.00	-6,605.63	64.3%
8540 · Utilities				
8541 · Water	5,457.37	8,000.00	-2,542.63	68.2%
8542 · Main Plant Utilities	87,812.58	220,000.00	-132,187.42	39.9%
8543 · Paradise Cove Utilities	10,566.87	20,000.00	-9,433.13	52.8%
8544 · Pump Station Utilities	22,286.75	45,000.00	-22,713.25	49.5%
Total 8540 · Utilities	126,123.57	293,000.00	-166,876.43	43.0%
Total 8500 · Other Operating Expenses	253,292.17	466,500.00	-213,207.83	54.3%
Total Expense	2,537,217.84	4,594,883.00	-2,057,665.16	55.2%
Net Ordinary Income	1,465,289.05	2,284,054.00	-818,764.95	64.2%
Other Income/Expense				
Other Expense				
9100 · Capital Expenditures				
9200 · Main Plant Equipment Capital				
9202 · M.P. Drainage				
9202.1 · Infl Smple Rm+Secondary Drains	0.00	75,000.00	-75,000.00	0.0%
9202.2 · Load-out & Filtering	0.00	30,000.00	-30,000.00	0.0%
Total 9202 · M.P. Drainage	0.00	105,000.00	-105,000.00	0.0%
9204 · M.P. Boiler Replacement				
9204.1 · M.P. Boiler Exhaust Piping	0.00	30,000.00	-30,000.00	0.0%
Total 9204 · M.P. Boiler Replacement	0.00	30,000.00	-30,000.00	0.0%
9206 · Infl Dry Weather Pump Rplcmnt	0.00	40,000.00	-40,000.00	0.0%
9208 · M.P. Chem Feed Trx Pump Rplcmnt	385.75	20,000.00	-19,614.25	1.9%
9209 · ScrewPress PolyBlend Redundancy	0.00	35,000.00	-35,000.00	0.0%
9212 · M.P. Headworks Grinder Rplcmnt	0.00	25,000.00	-25,000.00	0.0%
9219 · Cl2 Flash Mixer	0.00	15,000.00	-15,000.00	0.0%
9225.94 · Bus. Server Upgrade & Rplcmnt	0.00	100,000.00	-100,000.00	0.0%
9229.8 · Vehicle Replacement	0.00	75,000.00	-75,000.00	0.0%
Total 9200 · Main Plant Equipment Capital	385.75	445,000.00	-444,614.25	0.1%
9300 · Pumps & Lines Capital				
9301 · Tiburon Sewer Line Rehab Prog	294,867.00	1,000,000.00	-705,133.00	29.5%
9304 · Belvedere Sewer Line Rehab Prog	196,578.00	100,000.00	96,578.00	196.6%
9305 · Valve/Wet Well Replacements				
9305.1 · Belvedere Wet Well Rehab	0.00	75,000.00	-75,000.00	0.0%
9305.2 · Tiburon Wet Well Rehab	0.00	50,000.00	-50,000.00	0.0%
Total 9305 · Valve/Wet Well Replacements	0.00	125,000.00	-125,000.00	0.0%

Sanitary Distr. No.5 of Marin Co.
Annual Budget vs Actual Expenses
July 2022 through January 2023

	Jul '22 - Jan 23	Budget	\$ Over Budget	% of Bu...
9306 · PS Pump & Valve Replacements	0.00	50,000.00	-50,000.00	0.0%
9307 · PS Generator Replacement	0.00	100,000.00	-100,000.00	0.0%
9309 · BPS #1 Generator Replcmnt	0.00	500,000.00	-500,000.00	0.0%
9313 · Manholes/Rodholes	7,300.00	75,000.00	-67,700.00	9.7%
Total 9300 · Pumps & Lines Capital	498,745.00	1,950,000.00	-1,451,255.00	25.6%
9400 · Paradise Cove Capital				
9403 · P.C. Communication Upgrades	8,057.96			
9406 · P.C. Plant Grit Removal	0.00	50,000.00	-50,000.00	0.0%
Total 9400 · Paradise Cove Capital	8,057.96	50,000.00	-41,942.04	16.1%
9500 · Undesignated Capital				
9510 · Undesignated Cap - M.P.	43,418.00	25,000.00	18,418.00	173.7%
9530 · Undesignated Cap - P & L	0.00	50,000.00	-50,000.00	0.0%
Total 9500 · Undesignated Capital	43,418.00	75,000.00	-31,582.00	57.9%
Total 9100 · Capital Expenditures	550,606.71	2,520,000.00	-1,969,393.29	21.8%
9700 · Debt Service				
9701 · MPR Bond REFI - Principal	595,000.00	610,000.00	-15,000.00	97.5%
9702 · MPR Bond REFI - Interest	82,584.00	150,412.00	-67,828.00	54.9%
Total 9700 · Debt Service	677,584.00	760,412.00	-82,828.00	89.1%
Total Other Expense	1,228,190.71	3,280,412.00	-2,052,221.29	37.4%
Net Other Income	-1,228,190.71	-3,280,412.00	2,052,221.29	37.4%
Net Income	<u>237,098.34</u>	<u>-996,358.00</u>	<u>1,233,456.34</u>	<u>-23.8%</u>

**Sanitary Distr. No.5 of Marin Co.
Zone Report
January 2023**

02/07/23

ITEM #2C

	Paradise C... (Tiburon)	Tiburon - Oth... (Tiburon)	Total Tiburon	Belvedere	TOTAL
Ordinary Income/Expense					
Income					
5000 · Property Taxes					
5002 · UNSEC	100.36	2,250.09	2,350.45	0.00	2,350.45
5003 · PUNS / PRIOR UNSECURED	4.86	108.95	113.81	0.00	113.81
5004 · REDEMPTION / RDMPT	0.75	16.92	17.67	0.00	17.67
5006 · SPLU	27.85	624.35	652.20	0.00	652.20
5041 · SUPSEC	511.48	11,466.91	11,978.39	0.00	11,978.39
5280 · HOPTR	53.82	1,206.53	1,260.35	0.00	1,260.35
5483 · Other tax	229.02	5,134.23	5,363.25	0.00	5,363.25
Total 5000 · Property Taxes	928.14	20,807.98	21,736.12	0.00	21,736.12
5900.3 · Connection Fees					
5900.30 · Connection Permit Fees	0.00	100.00	100.00	100.00	200.00
5900.31 · Collection	0.00	2,709.00	2,709.00	0.00	2,709.00
5900.34 · Treatment	0.00	3,745.00	3,745.00	0.00	3,745.00
Total 5900.3 · Connection Fees	0.00	6,554.00	6,554.00	100.00	6,654.00
5900.4 · Inspection Permit Fees	0.00	1,850.00	1,850.00	400.00	2,250.00
5900.5 · SASM Expense Reimb.	0.00	13,804.69	13,804.69	9,793.07	23,597.76
Total Income	928.14	43,016.67	43,944.81	10,293.07	54,237.88
Gross Profit	928.14	43,016.67	43,944.81	10,293.07	54,237.88
Expense					
6000 · Administrative Expenses					
6001 · Advertising	0.00	0.00	0.00	0.00	0.00
6008 · Audit & Accounting	0.00	0.00	0.00	0.00	0.00
6017 · Consulting Fees	711.60	4,856.33	5,567.93	3,517.21	9,085.14
6018 · Travel & Meetings					
6018.1 · Meetings & Travel	25.49	777.96	803.45	553.43	1,356.88
6018.2 · Standby Mileage Expense Reimb	55.71	173.60	229.31	54.90	284.21
6018.3 · SASM Mileage Reimbursement	0.00	0.00	0.00	0.00	0.00
Total 6018 · Travel & Meetings	81.20	951.56	1,032.76	608.33	1,641.09
6020 · Continuing Education	16.26	355.93	372.19	277.81	650.00
6024 · Director Fees	80.00	1,822.40	1,902.40	1,297.60	3,200.00
6025 · Dues & Subscriptions	21.65	493.19	514.84	351.16	866.00
6033 · Insurance Property & Liability					
6033.1 · PLP Public Entity Phys Damage	979.28	22,307.88	23,287.16	15,883.84	39,171.00
Total 6033 · Insurance Property & Liability	979.28	22,307.88	23,287.16	15,883.84	39,171.00
6039 · Legal	45.57	1,798.41	1,843.98	739.02	2,583.00
6047 · Office Supplies	10.28	234.19	244.47	166.76	411.23
6056 · Postage	0.00	0.00	0.00	0.00	0.00
6065 · Miscellaneous Expense	4.06	92.47	96.53	65.85	162.38
Total 6000 · Administrative Expenses	1,949.90	32,912.36	34,862.26	22,907.58	57,769.84
7000 · Ops & Maintenance Expenses					
7010 · Pumps & Lines Maintenance					
7011 · Pumps & Lines Maintenance	900.00	28,953.65	29,853.65	159.69	30,013.34
Total 7010 · Pumps & Lines Maintenance	900.00	28,953.65	29,853.65	159.69	30,013.34
7020 · Main Plant Maintenance					
7021 · Plant Maintenance Supplies	0.00	4,523.09	4,523.09	3,208.68	7,731.77
7022 · Plant Maint. Parts & Service	814.31	26,133.65	26,947.96	19,116.97	46,064.93
7023 · Janitorial Supplies & Service	0.00	438.43	438.43	311.12	749.55
7024 · Main Plant Chemicals	0.00	5,071.90	5,071.90	3,606.30	8,678.20
7025 · Lab Supplies & Chemicals	138.27	-1,149.32	-1,011.05	-815.32	-1,826.37
7026 · SASM Supplies & Chem	0.00	7,432.34	7,432.34	5,272.51	12,704.85
7027 · Electrical & Instrument	0.00	230.28	230.28	163.36	393.64
7028 · Grounds Maintenance	0.00	0.00	0.00	0.00	0.00
7029 · Main Plant Sludge Disposal	0.00	2,133.00	2,133.00	1,514.89	3,647.89
Total 7020 · Main Plant Maintenance	952.58	44,813.37	45,765.95	32,378.51	78,144.46

**Sanitary Distr. No.5 of Marin Co.
Zone Report
January 2023**

02/07/23

	Paradise C... (Tiburon)	Tiburon - Oth... (Tiburon)	Total Tiburon	Belvedere	TOTAL
7040 · Paradise Cove Plant Maint					
7041 · Paradise Parts & Service	1,846.72	0.00	1,846.72	0.00	1,846.72
7042 · Paradise Supplies & Chemicals	2.01	0.00	2.01	0.00	2.01
7043 · Paradise Sludge Disposal	29.00	0.00	29.00	0.00	29.00
Total 7040 · Paradise Cove Plant Maint	1,877.73	0.00	1,877.73	0.00	1,877.73
7050 · Monitoring					
7051 · Main Plant Lab Monitoring	0.00	3,068.14	3,068.14	2,176.56	5,244.70
7052 · Paradise Cove Monitoring	414.70	0.00	414.70	0.00	414.70
7053 · Chronic Toxicity	0.00	650.81	650.81	461.69	1,112.50
Total 7050 · Monitoring	414.70	3,718.95	4,133.65	2,638.25	6,771.90
7060 · Permits/Fees					
7061 · Main Plant NPDES Renewal	0.00	3,184.30	3,184.30	2,258.95	5,443.25
7062 · Permits/Fees - General	0.00	434.00	434.00	0.00	434.00
Total 7060 · Permits/Fees	0.00	3,618.30	3,618.30	2,258.95	5,877.25
7070 · Truck Maintenance					
7071 · Fuel	166.42	3,791.12	3,957.54	2,699.38	6,656.92
7072 · Maintenance	108.12	2,462.97	2,571.09	1,753.71	4,324.80
Total 7070 · Truck Maintenance	274.54	6,254.09	6,528.63	4,453.09	10,981.72
Total 7000 · Ops & Maintenance Expenses	4,419.55	87,358.36	91,777.91	41,888.49	133,666.40
8000 · Salaries and Benefits Expenses					
8001 · Salaries	2,930.16	58,376.28	61,306.44	43,006.57	104,313.01
8001.1 · Salaries Reimbursed by SASM	0.00	6,372.35	6,372.35	4,520.56	10,892.91
8003 · Overtime	853.91	19,452.05	20,305.96	13,850.41	34,156.37
8004 · Standby Pay	169.39	3,858.78	4,028.17	2,747.55	6,775.72
8005 · Employee Incentives	0.00	0.00	0.00	0.00	0.00
8006 · Vacation Buyout	0.00	0.00	0.00	0.00	0.00
8007 · Voluntary Deductions	0.00	0.00	0.00	0.00	0.00
8008 · Deferred Comp 457	0.00	4,961.96	4,961.96	0.00	4,961.96
8013 · Payroll Taxes	417.23	9,504.61	9,921.84	6,767.46	16,689.30
8015 · Payroll/Bank Fees	29.92	381.56	411.48	485.30	896.78
8016 · Car Allowance	0.00	0.00	0.00	0.00	0.00
8019 · PERS Retirement					
8019.05 · PERS Retirement	355.17	8,091.02	8,446.19	5,761.03	14,207.22
8019 · PERS Retirement - Other	0.00	0.00	0.00	0.00	0.00
Total 8019 · PERS Retirement	355.17	8,091.02	8,446.19	5,761.03	14,207.22
8020 · Employee Health					
8020.05 · Employee Health	546.55	12,450.24	12,996.79	8,864.94	21,861.73
8021 · Employee Health Deductions					
8021.05 · EE Health & Wellness	0.00	0.00	0.00	0.00	0.00
8021.10 · EE Medical Opt-Out	0.00	400.00	400.00	0.00	400.00
8021.15 · EE Medical FSA (PreTax)	0.00	-754.00	-754.00	0.00	-754.00
8021 · Employee Health Deductions - Other	-9.74	-221.66	-231.40	-157.82	-389.22
Total 8021 · Employee Health Deductions	-9.74	-575.66	-585.40	-157.82	-743.22
Total 8020 · Employee Health	536.81	11,874.58	12,411.39	8,707.12	21,118.51
8022 · Retiree Health					
8022.05 · Retiree Health	27.01	615.17	642.18	438.01	1,080.19
Total 8022 · Retiree Health	27.01	615.17	642.18	438.01	1,080.19
8023 · Workers Comp Insurance	131.20	0.00	131.20	5,116.80	5,248.00
Total 8000 · Salaries and Benefits Expenses	5,450.80	123,488.36	128,939.16	91,400.81	220,339.97
8500 · Other Operating Expenses					
8510 · Data/Alarms/IT Supp & Licensing	51.18	1,165.97	1,217.15	830.20	2,047.35
8515 · Safety	263.25	5,996.59	6,259.84	4,269.76	10,529.60
8520 · Personal Protection/Safety Wear	88.24	318.16	406.40	313.26	719.66

Sanitary Distr. No.5 of Marin Co.
Zone Report
January 2023

	Paradise C... (Tiburon)	Tiburon - Oth... (Tiburon)	Total Tiburon	Belvedere	TOTAL
8530 · Telephone					
8531 · Main Plant Telephones	0.00	1,136.20	1,136.20	809.03	1,945.23
8532 · Paradise Cove Telephones	49.87	0.00	49.87	0.00	49.87
8533 · Pumps & Lines Telephones	35.00	0.00	35.00	35.00	70.00
Total 8530 · Telephone	84.87	1,136.20	1,221.07	844.03	2,065.10
8540 · Utilities					
8541 · Water	0.00	1,145.36	1,145.36	1,030.95	2,176.31
8542 · Main Plant Utilities	0.00	5,193.53	5,193.53	3,684.30	8,877.83
8543 · Paradise Cove Utilities	1,257.68	0.00	1,257.68	0.00	1,257.68
8544 · Pump Station Utilities	284.91	1,818.83	2,103.74	1,029.35	3,133.09
Total 8540 · Utilities	1,542.59	8,157.72	9,700.31	5,744.60	15,444.91
Total 8500 · Other Operating Expenses	2,030.13	16,774.64	18,804.77	12,001.85	30,806.62
Total Expense	13,850.38	260,533.72	274,384.10	168,198.73	442,582.83
Net Ordinary Income	-12,922.24	-217,517.05	-230,439.29	-157,905.66	-388,344.95
Other Income/Expense					
Other Expense					
9100 · Capital Expenditures					
9200 · Main Plant Equipment Capital					
9204 · M.P. Boiler Replacement	0.00	0.00	0.00	0.00	0.00
9208 · M.P. Chem Feed Trx Pump Rplcmnt	0.00	1,677.42	1,677.42	1,189.98	2,867.40
9213 · M.P. Digester					
9213.1 · Digester Rehab	0.00	10,209.34	10,209.34	7,242.52	17,451.86
9213 · M.P. Digester - Other	0.00	39,391.28	39,391.28	27,944.24	67,335.52
Total 9213 · M.P. Digester	0.00	49,600.62	49,600.62	35,186.76	84,787.38
9218 · Generator Control Panel	0.00	0.00	0.00	0.00	0.00
Total 9200 · Main Plant Equipment Capital	0.00	51,278.04	51,278.04	36,376.74	87,654.78
9300 · Pumps & Lines Capital					
9301 · Tiburon Sewer Line Rehab Prog	0.00	0.00	0.00	294,867.00	294,867.00
9304 · Belvedere Sewer Line Rehab Prog	0.00	196,578.00	196,578.00	0.00	196,578.00
9314 · Portable Emergency Generators	0.00	0.00	0.00	0.00	0.00
Total 9300 · Pumps & Lines Capital	0.00	196,578.00	196,578.00	294,867.00	491,445.00
9400 · Paradise Cove Capital					
9407 · P.C. Pump Replacement	20,701.49	0.00	20,701.49	0.00	20,701.49
Total 9400 · Paradise Cove Capital	20,701.49	0.00	20,701.49	0.00	20,701.49
Total 9100 · Capital Expenditures	20,701.49	247,856.04	268,557.53	331,243.74	599,801.27
Total Other Expense	20,701.49	247,856.04	268,557.53	331,243.74	599,801.27
Net Other Income	-20,701.49	-247,856.04	-268,557.53	-331,243.74	-599,801.27
Net Income	-33,623.73	-465,373.09	-498,996.82	-489,149.40	-988,146.22

Sanitary Distr. No.5 of Marin Co.
Monthly O.T. Report
January 2023

02/07/23

Accrual Basis

ITEM #2D

Type	Date	Num	Name	Memo	Amount	Balance
Alvarez, Joel						
Check	01/30/23	356	Alvarez, Joel	2.00 Hrs. O.T. @ 1.5x	133.08	133.08
Check	01/30/23	356	Alvarez, Joel	7.00 Hrs. O.T. @ 2.0x	621.04	754.12
Total Alvarez, Joel					754.12	754.12
Balf, Abigail						
Check	01/13/23	345	Balf, Abigail	02.50 Hrs. O.T. @ 1.5x	150.90	150.90
Check	01/30/23	357	Balf, Abigail	06.00 Hrs. O.T. @ 1.5x	362.16	513.06
Check	01/30/23	357	Balf, Abigail	01.00 Hrs. O.T. @ 2.0x	80.48	593.54
Total Balf, Abigail					593.54	593.54
Bilsborough, Chad						
Check	01/13/23	346	Bilsborough, Chad	62.00 Hrs O.T. @ 1.5x	4,548.63	4,548.63
Check	01/13/23	346	Bilsborough, Chad	04.50 Hrs. O.T. @ 2.0x	440.19	4,988.82
Check	01/30/23	358	Bilsborough, Chad	36.00 Hrs O.T. @ 1.5x	2,641.14	7,629.96
Check	01/30/23	358	Bilsborough, Chad	22.50 Hrs. O.T. @ 2.0x	2,200.95	9,830.91
Total Bilsborough, Chad					9,830.91	9,830.91
Collodi, Peter						
Check	01/13/23	347	Collodi, Peter	03.0 Hrs. O.T. @ 1.5x	172.44	172.44
Check	01/30/23	359	Collodi, Peter	08.0 Hrs. O.T. @ 1.5x	459.84	632.28
Total Collodi, Peter					632.28	632.28
Cottrell, Rulon						
Check	01/13/23	348	Cottrell, Rulon	26.00 Hrs. O.T. @ 1.5x	2,683.98	2,683.98
Check	01/13/23	348	Cottrell, Rulon	08.00 Hrs. O.T. @ 2.0x	1,101.12	3,785.10
Check	01/13/23	348	Cottrell, Rulon	50.00 Hrs. Comp Buy-out	3,441.00	7,226.10
Check	01/30/23	360	Cottrell, Rulon	22.00 Hrs. O.T. @ 1.5x	2,271.06	9,497.16
Check	01/30/23	360	Cottrell, Rulon	15.00 Hrs. O.T. @ 2.0x	2,064.60	11,561.76
Total Cottrell, Rulon					11,561.76	11,561.76
Dohrmann, Robin						
Check	01/13/23	349	Dohrmann, Robin	7.00 Hrs. O.T. @ 1.5x	655.41	655.41
Check	01/30/23	361	Dohrmann, Robin	12.50 Hrs. O.T. @ 1.5x	1,170.38	1,825.79
Total Dohrmann, Robin					1,825.79	1,825.79
La Torre, Daniel P.						
Check	01/13/23	351	La Torre, Daniel P.	28.00 Hrs. O.T. @ 1.5x	2,621.64	2,621.64
Check	01/13/23	351	La Torre, Daniel P.	02.00 Hrs. O.T. @ 2.0x	249.68	2,871.32
Total La Torre, Daniel P.					2,871.32	2,871.32
Rosser, John						
Check	01/13/23	352	Rosser, John	12.00 Hrs. @ 1.5x	1,019.16	1,019.16
Check	01/13/23	352	Rosser, John	07.00 Hrs. @ 2.0x	792.68	1,811.84
Check	01/30/23	365	Rosser, John	02.00 Hrs. @ 1.5x	169.86	1,981.70
Check	01/30/23	365	Rosser, John	09.50 Hrs. @ 2.0x	1,075.78	3,057.48
Total Rosser, John					3,057.48	3,057.48
Triola, Joseph						
Check	01/13/23	355	Triola, Joseph	07.00 Hrs. O.T. @ 1.5x	594.51	594.51
Check	01/30/23	368	Triola, Joseph	14.00 Hrs. O.T. @ 1.5x	1,189.02	1,783.53
Check	01/30/23	368	Triola, Joseph	11.00 Hrs. O.T. @ 2.0x	1,245.64	3,029.17
Total Triola, Joseph					3,029.17	3,029.17
TOTAL					34,156.37	34,156.37



SANITARY DISTRICT NO. 5 OF MARIN COUNTY FY 2023-24 Sewer Rate Study

January 19, 2023

Board Meeting



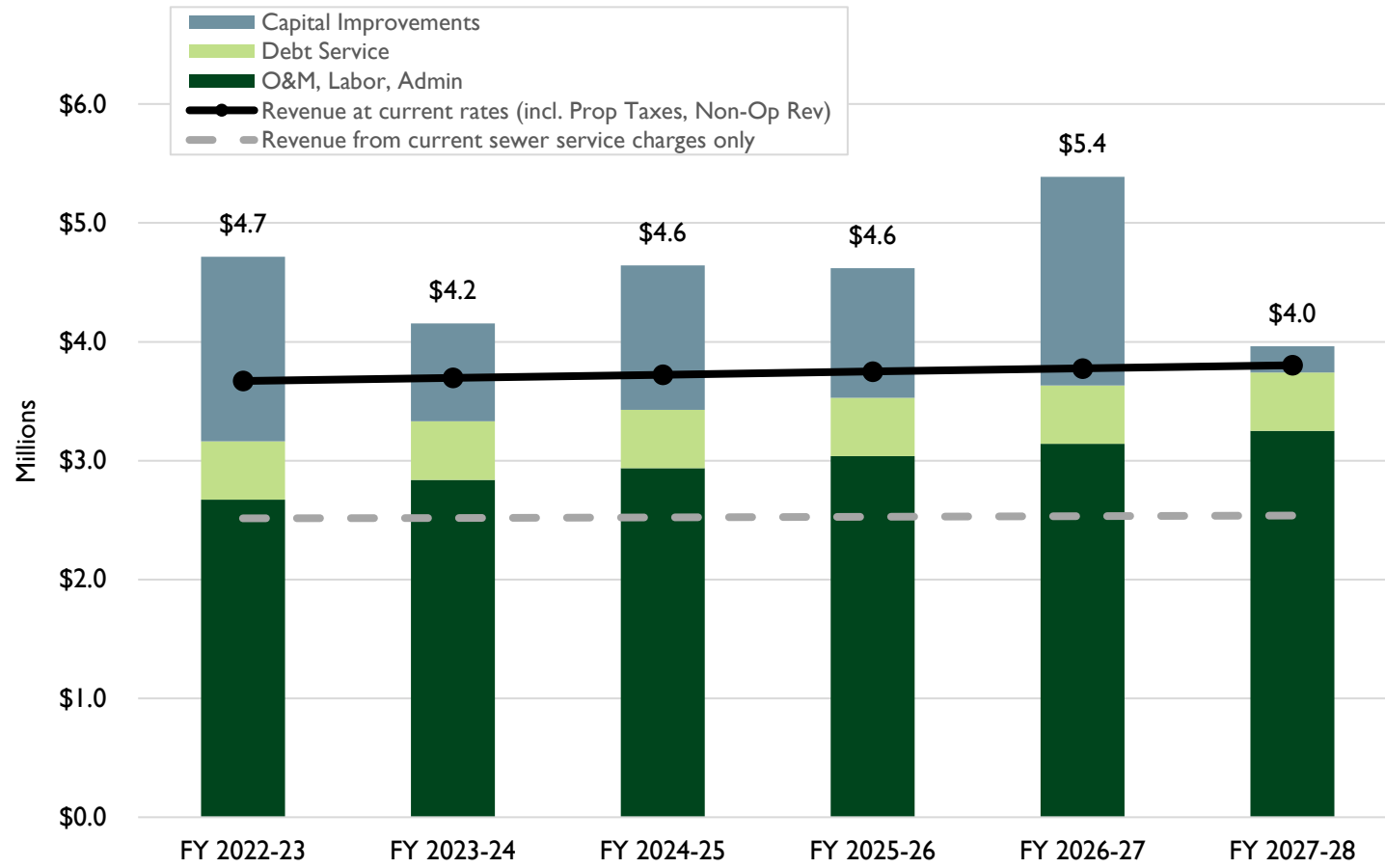
AGENDA

- Overview of current rates
- Tiburon and Belvedere Zones
 - Revenue Requirement
 - Capital Expenditures
 - Revenue Increases and Reserve Fund Balance
 - Projected Rates
- Alternatives to 2 Service Zones
- Next Steps
- Discussion with Board

OVERVIEW OF CURRENT RATES

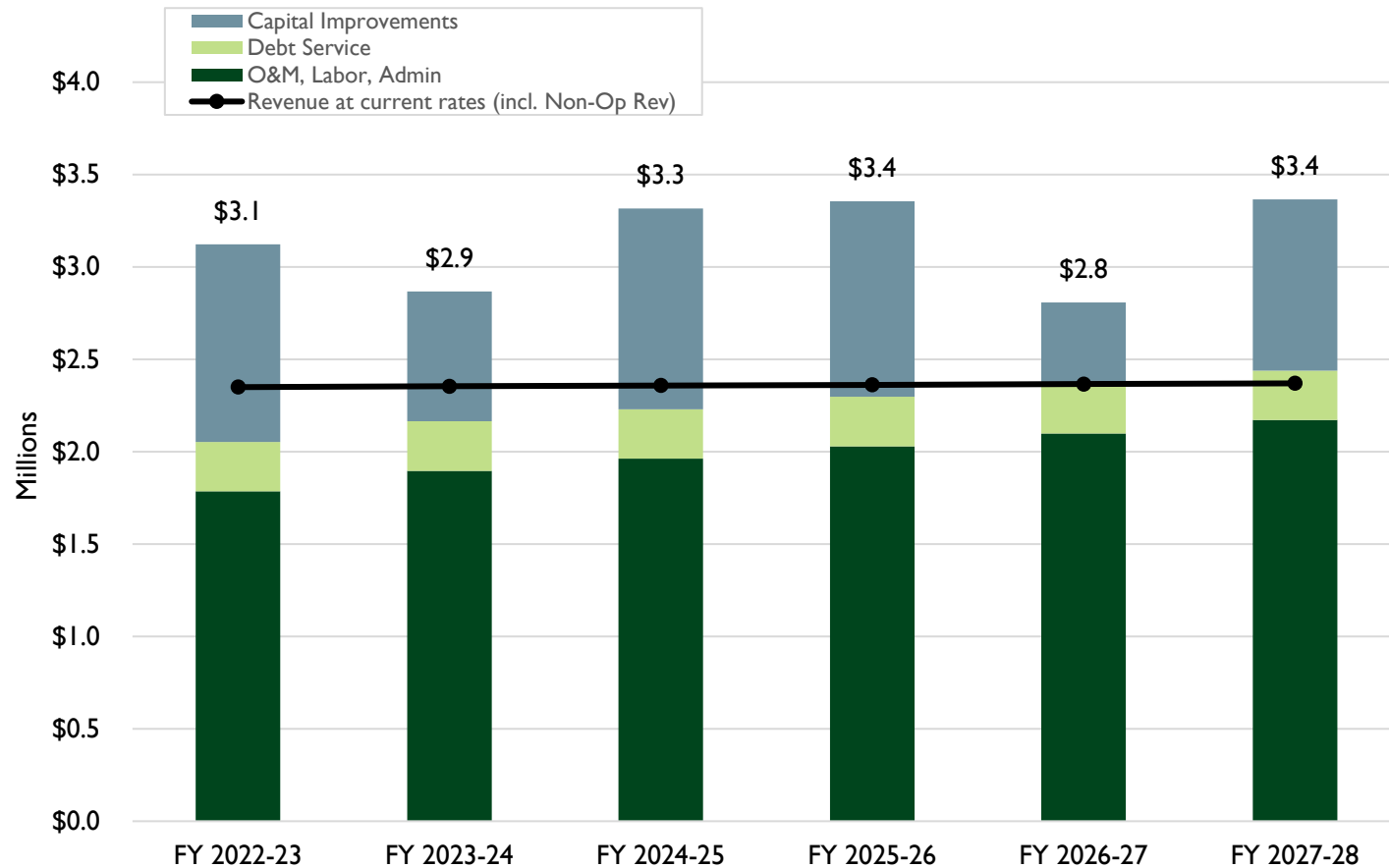
- The District provides service to two zones: Tiburon/Paradise Cove & Belvedere
- Rates were last increased in FY 2014-15
 - Tiburon/Paradise Cove: \$1,034 per EDU
 - Belvedere: \$1,985 per EDU
 - Lower Tiburon/Paradise Cove rate accounts for the District receiving Ad Valorem property tax revenue from Tiburon/Paradise Cove properties; no additional general property tax revenue is received from Belvedere properties
- Residential customers are billed 1 EDU per dwelling unit
- Commercial customers are billed based on flow and strength concentration

REVENUE REQUIREMENT – TIBURON/PARADISE COVE



- Growth of 5 EDUs annually

REVENUE REQUIREMENT - BELVEDERE



- Growth of 2 EDUs annually

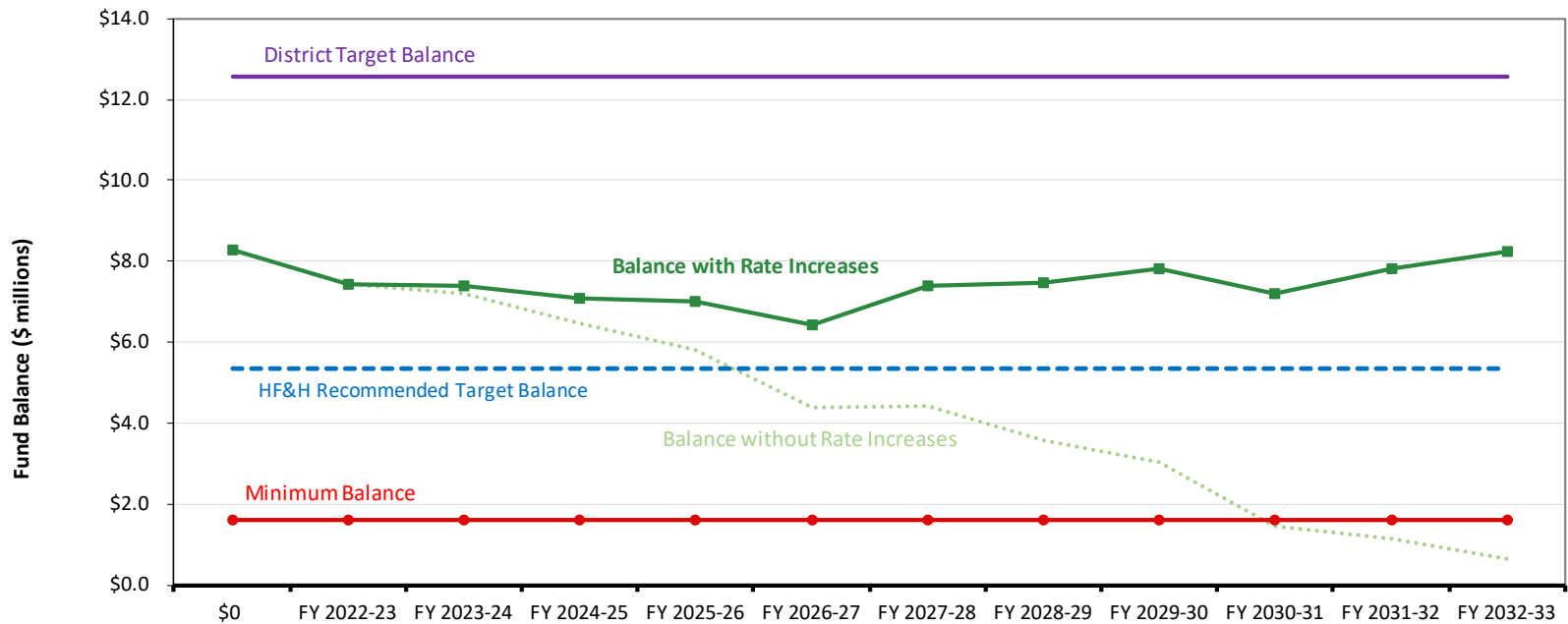
CAPITAL EXPENDITURES

Tiburon/Paradise Cove Capital Expenditures		Budgeted		Projected			
		FY 2022-23	FY 2023-24	FY 2024-25	FY 2025-26	FY 2026-27	FY 2027-28
1	Main Treatment Plant Allocation	\$541,125	\$236,925	\$342,225	\$321,750	\$234,000	\$67,275
2	Paradise Cove Plant	\$75,000	\$110,000	\$30,000	\$570,000	\$10,000	\$35,000
3	Pumps & Lines	\$1,095,000	\$550,000	\$850,000	\$175,000	\$1,350,000	\$175,000
4	Subtotal	\$1,711,125	\$896,925	\$1,222,225	\$1,066,750	\$1,594,000	\$277,275
5	Construction Cost Index	1.00	1.05	1.09	1.13	1.17	1.22
6	Escalated Subtotal	\$1,711,125	\$941,437	\$1,331,922	\$1,206,932	\$1,872,410	\$338,155
7	Connection Fees	(\$158,690)	(\$117,188)	(\$117,188)	(\$117,188)	(\$117,188)	(\$117,188)
8	Net Capital Expenditures	\$1,552,435	\$824,249	\$1,214,734	\$1,089,744	\$1,755,222	\$220,967
9						Annual Average:	\$1,109,558

Belvedere Capital Expenditures		Budgeted		Projected			
		FY 2022-23	FY 2023-24	FY 2024-25	FY 2025-26	FY 2026-27	FY 2027-28
1	Main Treatment Plant Allocation	\$383,875	\$168,075	\$242,775	\$228,250	\$166,000	\$47,725
2	Pumps & Lines	\$774,500	\$575,000	\$825,000	\$775,000	\$275,000	\$775,000
3	Subtotal	\$1,158,375	\$743,075	\$1,067,775	\$1,003,250	\$441,000	\$822,725
4	Construction Cost Index	1.00	1.05	1.09	1.13	1.17	1.22
5	Escalated Subtotal	\$1,158,375	\$779,952	\$1,163,610	\$1,135,087	\$518,025	\$1,003,367
6	Connection Fees	(\$88,196)	(\$76,692)	(\$76,692)	(\$76,692)	(\$76,692)	(\$76,692)
7	Net Capital Expenditures	\$1,070,179	\$703,260	\$1,086,918	\$1,058,395	\$441,333	\$926,675
8						Annual Average:	\$881,127

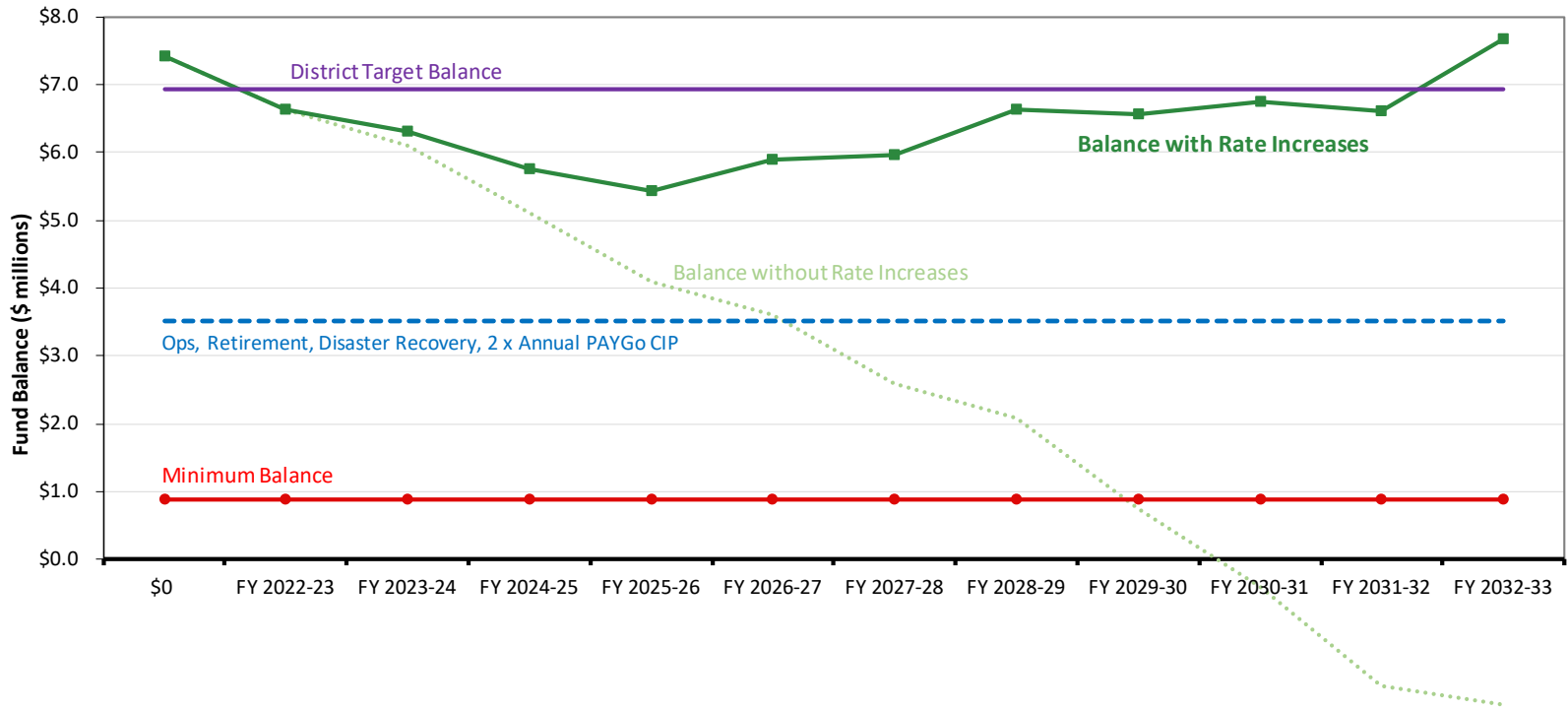
PROPOSED REVENUE INCREASES - TIBURON

	Budgeted	Projected									
	FY 2022-23	FY 2023-24	FY 2024-25	FY 2025-26	FY 2026-27	FY 2027-28	FY 2028-29	FY 2029-30	FY 2030-31	FY 2031-32	FY 2032-33
Annual rate revenue increase	0.0%	8.0%	7.0%	7.0%	7.0%	3.0%	0.0%	0.0%	0.0%	0.0%	0.0%
Cumulative increase	0.0%	8.0%	15.6%	23.6%	32.3%	36.3%	36.3%	36.3%	36.3%	36.3%	36.3%
Proposed sewer service charge per EDU	\$1,034	\$1,106	\$1,184	\$1,267	\$1,355	\$1,396	\$1,396	\$1,396	\$1,396	\$1,396	\$1,396



PROPOSED REVENUE INCREASES - BELVEDERE

	Budgeted	Projected									
	FY 2022-23	FY 2023-24	FY 2024-25	FY 2025-26	FY 2026-27	FY 2027-28	FY 2028-29	FY 2029-30	FY 2030-31	FY 2031-32	FY 2032-33
Annual rate revenue increase	0.0%	9.0%	9.0%	9.0%	8.0%	5.0%	2.0%	2.0%	2.0%	0.0%	0.0%
Cumulative increase	0.0%	9.0%	18.8%	29.5%	39.9%	46.9%	49.8%	52.8%	55.8%	55.8%	55.8%
Proposed sewer service charge per EDU	\$1,985	\$2,164	\$2,358	\$2,571	\$2,776	\$2,915	\$2,973	\$3,033	\$3,094	\$3,094	\$3,094



REVENUE INCREASES & PROPOSED RATES

Sewer Service Charges by District Zone	Adopted	Adopted	Projected				
	FY 2021-22	FY 2022-23	FY 2023-24	FY 2024-25	FY 2025-26	FY 2026-27	FY 2027-28
1 <u>Tiburon/Paradise Cove</u>		0.0%	8.0%	7.0%	7.0%	7.0%	3.0%
2 <i>Cumulative increase</i>		<i>0.0%</i>	<i>8.0%</i>	<i>15.6%</i>	<i>23.6%</i>	<i>32.3%</i>	<i>36.3%</i>
3 Annual increase	\$0	\$0	\$80	\$86	\$91	\$97	\$49
4 Annual sewer service charge per EDU	\$1,034	\$1,034	\$1,106	\$1,184	\$1,267	\$1,355	\$1,396
5 Property tax payment per EDU	\$487	\$487	\$495	\$504	\$512	\$520	\$529
6 Combined payment per EDU	\$1,521	\$1,521	\$1,602	\$1,687	\$1,779	\$1,876	\$1,925
7 <u>Belvedere</u>		0.0%	9.0%	9.0%	9.0%	8.0%	5.0%
8 <i>Cumulative increase</i>		<i>0.0%</i>	<i>9.0%</i>	<i>18.8%</i>	<i>29.5%</i>	<i>39.9%</i>	<i>46.9%</i>
9 Annual increase	\$0	\$0	\$179	\$195	\$212	\$206	\$139
10 Annual sewer service charge per EDU	\$1,985	\$1,985	\$2,164	\$2,358	\$2,571	\$2,776	\$2,915
11 Property tax payment per EDU	\$0	\$0	\$0	\$0	\$0	\$0	\$0
12 Combined payment per EDU	\$1,985	\$1,985	\$2,164	\$2,358	\$2,571	\$2,776	\$2,915

ALTERNATIVES TO 2 SERVICE ZONES

2 Current Zones – Belvedere, Tiburon/Paradise Cove

Alternative #1: 3 Zones, 3 Rates

- Tiburon, Belvedere, and Paradise Cove
customers pay separate rates

Alternative #2: 1 Zone, 1 Rate

- All customers pay the same rate

SEPARATING TIBURON & PARADISE COVE

Rationale for separating Tiburon & Paradise Cove:

- The District tracks how costs are split between Belvedere, Tiburon, and Paradise Cove.
- Paradise Cove customers use a separate treatment plant.
- Belvedere and Tiburon customers use the Main Treatment Plant.
- Pumps and mainlines are shared among all customers.
 - Costs are allocated according to flow share.
- Labor is shared among all customers.
 - Costs are allocated according to flow share.

3 ZONES, 3 RATES - TIBURON

	Budgeted	Projected									
	FY 2022-23	FY 2023-24	FY 2024-25	FY 2025-26	FY 2026-27	FY 2027-28	FY 2028-29	FY 2029-30	FY 2030-31	FY 2031-32	FY 2032-33

Annual rate revenue increase

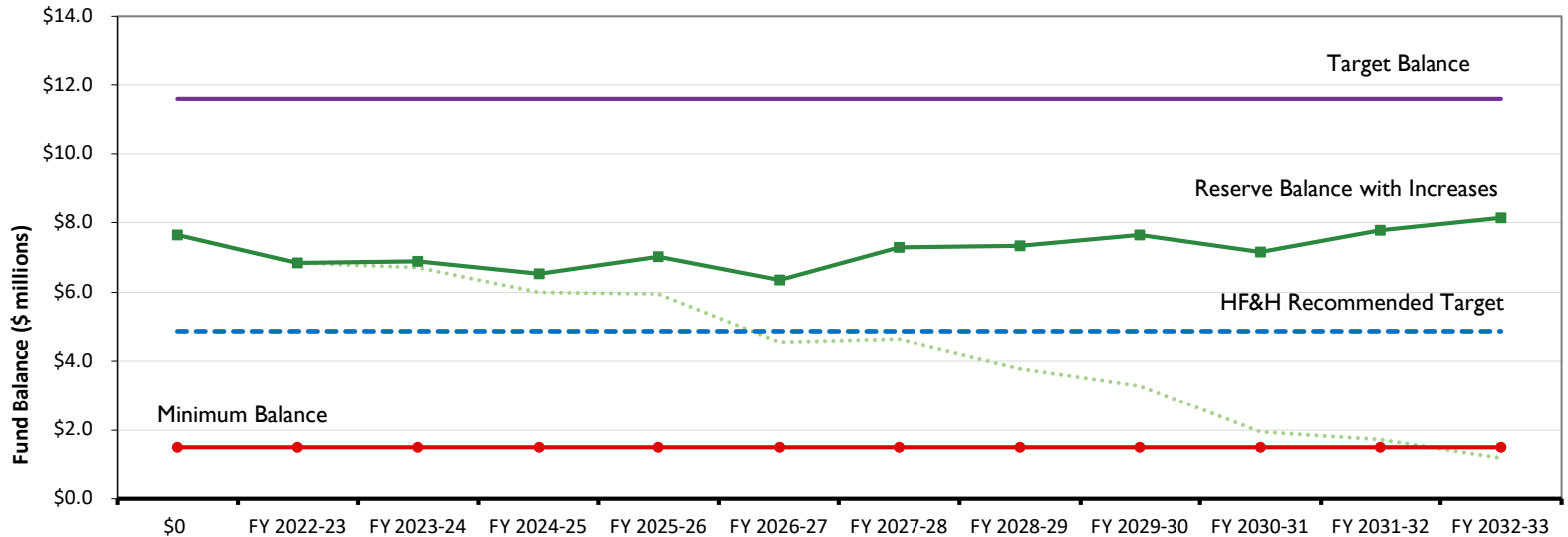
0.0% 7.0% 7.0% 7.0% 7.0% 3.0% 0.0% 0.0% 0.0% 0.0% 0.0%

Cumulative increase

0.0% 7.0% 14.5% 22.5% 31.1% 35.0% 35.0% 35.0% 35.0% 35.0% 35.0%

Proposed sewer service charge per EDU

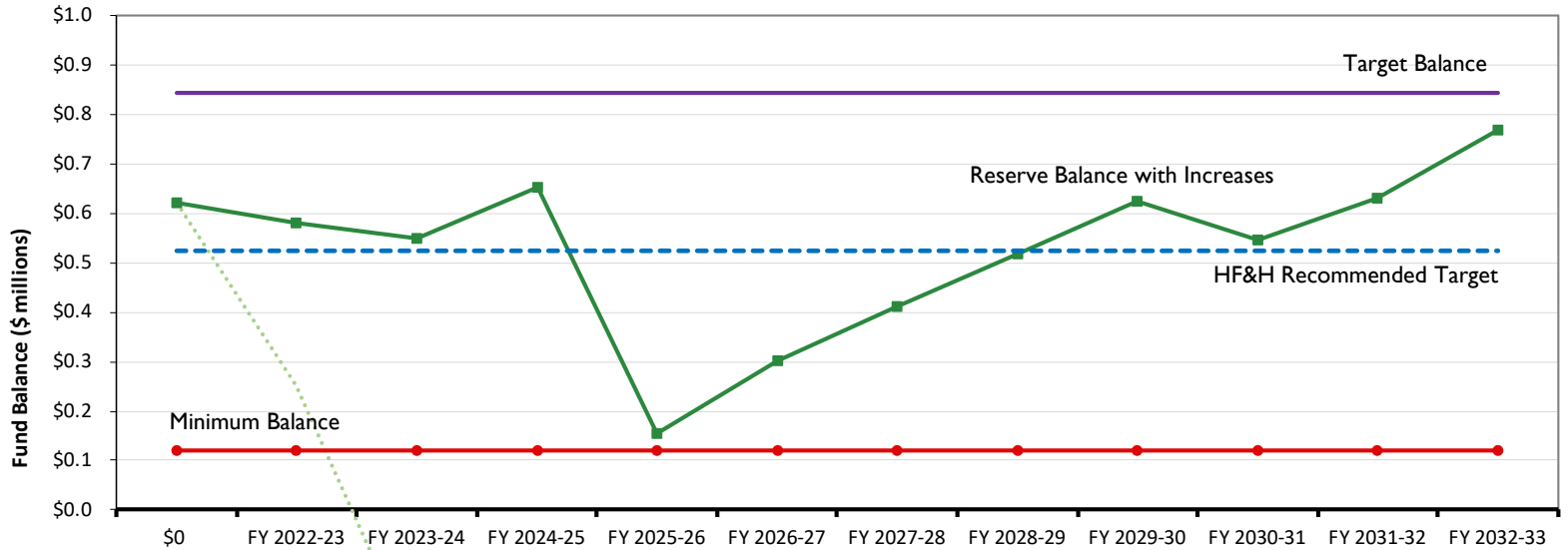
\$1,034 \$1,106 \$1,184 \$1,267 \$1,355 \$1,396 \$1,396 \$1,396 \$1,396 \$1,396 \$1,396



3 ZONES, 3 RATES – PARADISE COVE

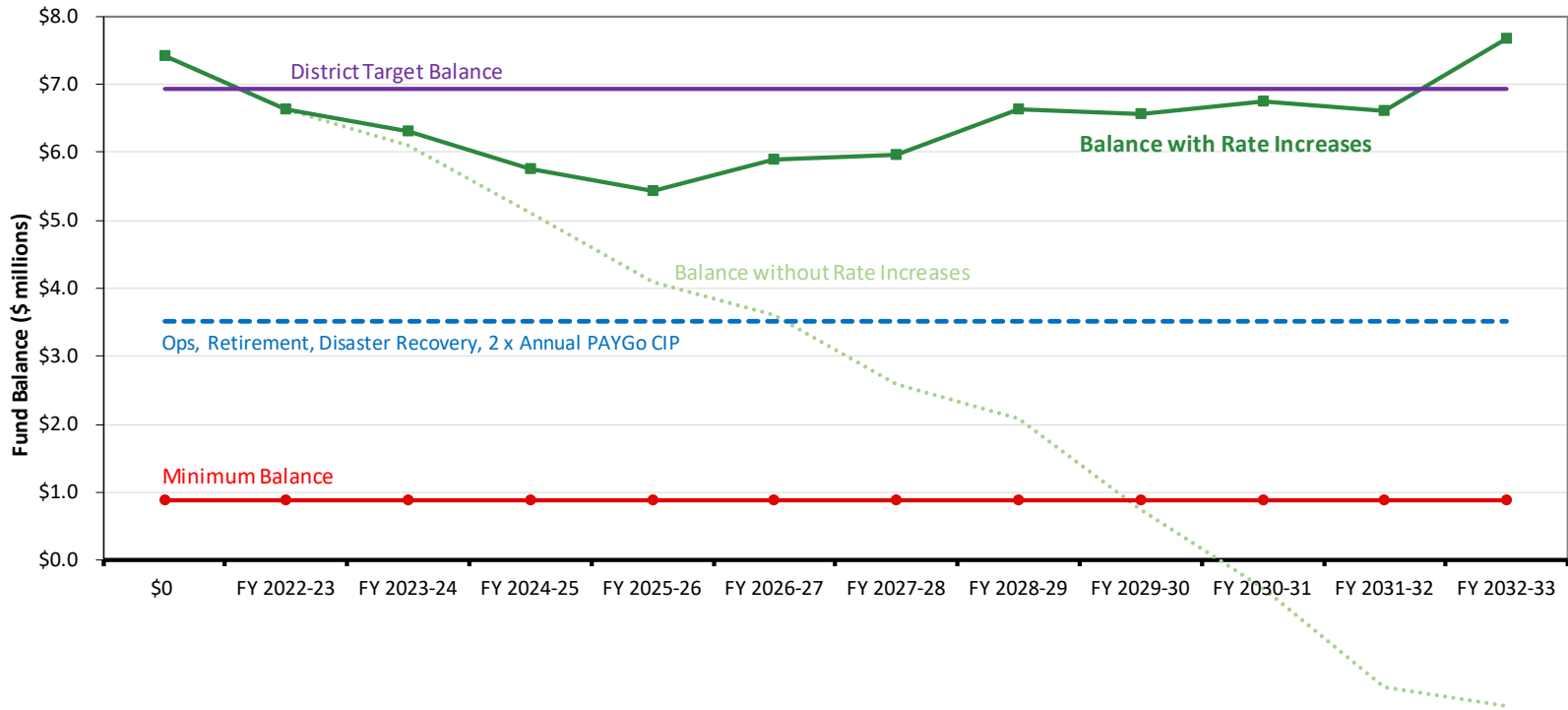
	Budgeted	Projected									
	FY 2022-23	FY 2023-24	FY 2024-25	FY 2025-26	FY 2026-27	FY 2027-28	FY 2028-29	FY 2029-30	FY 2030-31	FY 2031-32	FY 2032-33

Annual rate revenue increase	0.0%	40.0%	30.0%	7.0%	5.0%	0.0%	0.0%	0.0%	0.0%	0.0%	0.0%
Cumulative increase	0.0%	40.0%	82.0%	94.7%	104.5%	104.5%	104.5%	104.5%	104.5%	104.5%	104.5%
Proposed sewer service charge per EDU	\$1,034	\$1,448	\$1,882	\$2,014	\$2,114	\$2,114	\$2,114	\$2,114	\$2,114	\$2,114	\$2,114



3 ZONES, 3 RATES - BELVEDERE

	Budgeted	Projected									
	FY 2022-23	FY 2023-24	FY 2024-25	FY 2025-26	FY 2026-27	FY 2027-28	FY 2028-29	FY 2029-30	FY 2030-31	FY 2031-32	FY 2032-33
Annual rate revenue increase	0.0%	9.0%	9.0%	9.0%	8.0%	5.0%	2.0%	2.0%	2.0%	0.0%	0.0%
Cumulative increase	0.0%	9.0%	18.8%	29.5%	39.9%	46.9%	49.8%	52.8%	55.8%	55.8%	55.8%
Proposed sewer service charge per EDU	\$1,985	\$2,164	\$2,358	\$2,571	\$2,776	\$2,915	\$2,973	\$3,033	\$3,094	\$3,094	\$3,094

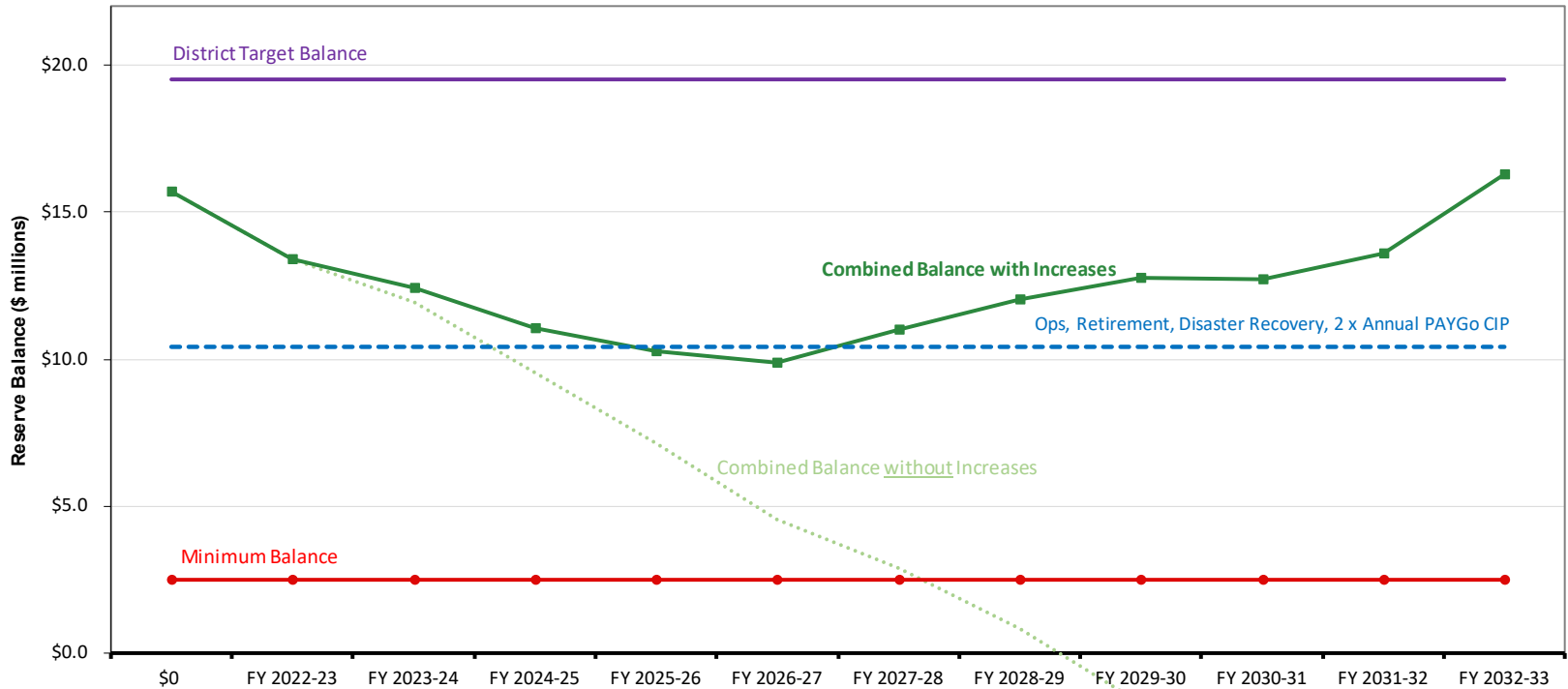


REVENUE INCREASES & PROPOSED RATES

Sewer Service Charges by District Zone	Adopted	Adopted	Projected				
	FY 2021-22	FY 2022-23	FY 2023-24	FY 2024-25	FY 2025-26	FY 2026-27	FY 2027-28
1 Tiburon		0.0%	7.0%	7.0%	7.0%	7.0%	3.0%
2 <i>Cumulative increase</i>		<i>0.0%</i>	<i>7.0%</i>	<i>14.5%</i>	<i>22.5%</i>	<i>31.1%</i>	<i>35.0%</i>
3 Annual increase	\$0	\$1,034	\$80	\$86	\$91	\$97	\$49
4 Annual sewer service charge per EDU	\$1,034	\$1,034	\$1,106	\$1,184	\$1,267	\$1,355	\$1,396
5 Property tax payment per EDU	\$487	\$487	\$495	\$504	\$512	\$520	\$529
6 Combined payment per EDU	\$1,521	\$1,521	\$1,602	\$1,687	\$1,779	\$1,876	\$1,925
7 Paradise Cove		0.0%	40.0%	30.0%	7.0%	5.0%	0.0%
8 <i>Cumulative increase</i>		<i>0.0%</i>	<i>40.0%</i>	<i>82.0%</i>	<i>94.7%</i>	<i>104.5%</i>	<i>104.5%</i>
9 Annual increase	\$0	\$1,521	\$422	\$442	\$140	\$109	\$9
10 Annual sewer service charge per EDU	\$1,034	\$1,034	\$1,448	\$1,882	\$2,014	\$2,114	\$2,114
11 Property tax payment per EDU	\$0	\$487	\$495	\$504	\$512	\$520	\$529
12 Combined payment per EDU	\$1,034	\$1,521	\$1,943	\$2,385	\$2,525	\$2,635	\$2,643
13 Belvedere		0.0%	9.0%	9.0%	9.0%	8.0%	5.0%
14 <i>Cumulative increase</i>		<i>0.0%</i>	<i>9.0%</i>	<i>18.8%</i>	<i>29.5%</i>	<i>39.9%</i>	<i>46.9%</i>
15 Annual increase	\$0	\$0	\$179	\$195	\$212	\$206	\$139
16 Annual sewer service charge per EDU	\$1,985	\$1,985	\$2,164	\$2,358	\$2,571	\$2,776	\$2,915
17 Property tax payment per EDU	\$0	\$0	\$0	\$0	\$0	\$0	\$0
18 Combined payment per EDU	\$1,985	\$1,985	\$2,164	\$2,358	\$2,571	\$2,776	\$2,915

I ZONE, I RATE

	Budgeted	Projected									
	FY 2022-23	FY 2023-24	FY 2024-25	FY 2025-26	FY 2026-27	FY 2027-28	FY 2028-29	FY 2029-30	FY 2030-31	FY 2031-32	FY 2032-33
Annual rate revenue increase	0.0%	10.0%	10.0%	10.0%	9.0%	9.0%	3.0%	3.0%	0.0%	0.0%	0.0%
Cumulative increase	0.0%	10.0%	21.0%	33.1%	45.1%	58.1%	62.9%	67.8%	67.8%	67.8%	67.8%
Proposed sewer service charge per EDU	varies	\$1,475	\$1,623	\$1,785	\$1,946	\$2,121	\$2,184	\$2,250	\$2,250	\$2,250	\$2,250



REVENUE INCREASES & PROPOSED RATES

Sewer Service Charges by District Zone	Adopted	Adopted	Projected				
	FY 2021-22	FY 2022-23	FY 2023-24	FY 2024-25	FY 2025-26	FY 2026-27	FY 2027-28
1 All Customers		0.0%	10.0%	10.0%	10.0%	9.0%	9.0%
2 <i>Cumulative increase</i>		<i>0.0%</i>	<i>10.0%</i>	<i>21.0%</i>	<i>33.1%</i>	<i>45.1%</i>	<i>58.1%</i>
3 Annual increase	\$0	\$0	varies	\$148	\$162	\$161	\$175
4 Annual sewer service charge per EDU	varies	varies	\$1,475	\$1,623	\$1,785	\$1,946	\$2,121

COMPARISON

1 Zone

Pros:

- Simplifies District accounting
- Fewer rates to report to County

Cons:

- Does not account for Ad Valorem taxes paid by Tiburon customers, which are not paid by Belvedere customers
- Large change to rates
- More education required to inform public

2 Zones

Pros:

- Current structure
- Less education required to inform public

Cons:

- Complicated accounting procedures remain
- Ad valorem tax revenue spread across all Tiburon parcels
- Could result in multiple Tiburon rates

3 Zones

Pros:

- Each zone is independent (individual reserves, rates)
- Paradise Cove and Tiburon customer rates are separate

Cons:

- Large change to rates
- Accounting becomes more complex
- More education required to inform public
- Ad valorem tax revenue spread across all Tiburon parcels
- Could result in multiple Tiburon and Paradise Cove rates

NEXT STEPS

- Revise analysis based on input from Committee. Perform cost-of-service analysis.
- **February 16** Present analysis during Board meeting.
- **May 18** Public Hearing to adopt proposed rates.
- **July 1** Implement adopted rates



DISCUSSION WITH BOARD



SUPPORTING DETAIL

ASSUMPTIONS

	Budgeted	Projected				
	FY 2022-23	FY 2023-24	FY 2024-25	FY 2025-26	FY 2026-27	FY 2027-28
a Interest on Fund Balance	1.0%	1.0%	1.0%	1.0%	1.0%	1.0%
b General inflation	Per Budget	3.0%	3.0%	3.0%	3.0%	3.0%
c Labor Increases	Per Budget	7.0%	3.0%	3.0%	3.0%	3.0%
d Pension & benefit increases	Per Budget	5.0%	5.0%	5.0%	5.0%	5.0%
e Power	Per Budget	5.0%	5.0%	5.0%	5.0%	5.0%
f Construction Cost Index	Per Budget	5.0%	3.8%	3.8%	3.8%	3.8%
g Plant, parts, services	Per Budget	10.0%	3.0%	3.0%	3.0%	3.0%
h Pumps & Lines	Per Budget	10.0%	3.0%	3.0%	3.0%	3.0%
i Growth in Total EDU's		0.19%	0.18%	0.18%	0.18%	0.18%
j Growth in EDU's - Tiburon		0.17%	0.17%	0.17%	0.17%	0.17%
k Tiburon Residential EDUs	1,853.50	1,856.72	1,859.93	1,863.15	1,866.37	1,869.59
l Tiburon Commercial/Mixed Use EDUs	446.73	447.50	448.28	449.06	449.83	450.61
m Tiburon Additional EDUs	5.50	4.00	4.00	4.00	4.00	4.00
n Connection Fees per EDU - Tiburon	\$27,668	\$27,668	\$27,668	\$27,668	\$27,668	\$27,668
o Growth in EDU's - Belvedere		0.20%	0.17%	0.17%	0.17%	0.17%
p Belvedere Residential EDUs	1,059.00	1,061.10	1,062.93	1,064.75	1,066.58	1,068.41
q Belvedere Commercial/Mixed Use EDUs	100.35	100.55	100.72	100.90	101.07	101.24
r Belvedere Additional EDUs	2.30	2.00	2.00	2.00	2.00	2.00
s Connection Fees per EDU - Belvedere	\$38,346	\$38,346	\$38,346	\$38,346	\$38,346	\$38,346
t Growth in EDU's - Paradise Cove		0.38%	0.38%	0.38%	0.38%	0.38%
u Paradise Cove Residential EDUs	131.0	131.5	132.0	132.5	133.0	133.5
v Paradise Cove Additional EDUs	0.50	0.50	0.50	0.50	0.50	0.50
w Connection Fees per EDU - Paradise Cove	\$13,032	\$13,032	\$13,032	\$13,032	\$13,032	\$13,032
x Cumulative Growth - PC & Tiburon		0.25%	0.18%	0.18%	0.18%	0.18%
y Tiburon/PC tax revenue increase	Per Budget	1.8%	1.8%	1.8%	1.8%	1.8%
z Annual Tax revenue	\$1,185,133	\$1,206,814	\$1,228,892	\$1,251,374	\$1,274,266	\$1,297,578

February 2023

February 2023							March 2023						
Su	Mo	Tu	We	Th	Fr	Sa	Su	Mo	Tu	We	Th	Fr	Sa
			1	2	3	4				1	2	3	4
5	6	7	8	9	10	11	5	6	7	8	9	10	11
12	13	14	15	16	17	18	12	13	14	15	16	17	18
19	20	21	22	23	24	25	19	20	21	22	23	24	25
26	27	28					26	27	28	29	30	31	

SUNDAY	MONDAY	TUESDAY	WEDNESDAY	THURSDAY	FRIDAY	SATURDAY
Jan 29	30	31	Feb 1	2	3	4 Tony Rubio's Hire Date: 2.4.2008
5 Jayne Mulloy!!! + PERS Retirement DUE	6 Prep for CIP & Finance Meetings!	7	8	9 4:00pm Ark Deadline @ High Noon today! 4:30pm 2nd Thursday of ea/mo.: 4:30 P.M.: SD5 Regular Finance Meeting	10	11 Chad Bilsborough's Hire Date: 2.11.2019
12 Steve D's Bday	13 Timesheets: Part I, Act II	14	15 4:30 P.M.: CIP Meeting - RESCHEDULED CalPERS 457	16 4:45pm Please join us at 5:00P.M. for Sanitary District No.5 of Marin County's Regular Board Meeting (https://us02web.zoo)	17	18
19	20	21	22	23	24 Abby's Balf's BDay	25
Confirm 1099-MISC Info and Report to IRS						
26	27 Robin Dohrmann's Hire Date: 2.27.13 Timesheets: Part II, Act II	28 CalPERS 457	Mar 1	2	3	4

March 2023

March 2023							April 2023						
Su	Mo	Tu	We	Th	Fr	Sa	Su	Mo	Tu	We	Th	Fr	Sa
			1	2	3	4							1
5	6	7	8	9	10	11	2	3	4	5	6	7	8
12	13	14	15	16	17	18	9	10	11	12	13	14	15
19	20	21	22	23	24	25	16	17	18	19	20	21	22
26	27	28	29	30	31		23	24	25	26	27	28	29
							30						

SUNDAY	MONDAY	TUESDAY	WEDNESDAY	THURSDAY	FRIDAY	SATURDAY
Feb 26	27	28	Mar 1 APRIL 1: Bond Payment Due to Bank of NY Mellon	2	3	4 APRIL 1: Bond Payment Due to Bank of NY Mellon (2012, MPR Bond) Joe Triola's Hire Date: 3.4.2013
5 Jayne Mulloy!!! + PERS Retirement DUE	6 Prep for CIP & Finance Meetings!	7	8 4:30pm 2nd Wednesday ea/mo. @ 4:30 p.m.: SD5 Capital Improvement Projects (CIP) Meeting (https://us02web.zoo)	9 4:00pm Ark Deadline @ High Noon today! 4:30pm 2nd Thursday of ea/mo.: 4:30 P.M.: SD5 Regular Finance Meeting	10	11 Joel Alvarez's Hire Date: 3.11.2020
12	13 Timesheets: Part I, Act II	14	15 CalPERS 457	16 4:45pm Please join us at 5:00P.M. for Sanitary District No.5 of Marin County's Regular Board Meeting (https://us02web.zoo)	17 BEGIN FORMATTING NEW BUDGET & ASK TR FOR FLOW RATE Katelina's BDay!	18
19	20	21	22	23	24	25
BEGIN FORMATTING NEW BUDGET & ASK TR FOR FLOW RATES (B:PC:T & BELV:TIB); RLD TO FIGURE OUT PC:TIB FLOW RATES VIA EDU RATIOS						
26	27 Timesheets: Part II, Act II	28	29	30 CalPERS 457	31	Apr 1
BEGIN FORMATTING NEW BUDGET & ASK TR FOR FLOW RATES (B:PC:T & BELV:TIB); RLD TO F						