

SANITARY DISTRICT NO. 5 OF MARIN COUNTY

**2001 Paradise Drive
Tiburon, California 94920**

AGENDA

**Special Finance & Fiscal Oversight Committee Special Meeting
Thursday, March 9th 2023, 4:30 p.m.**

Teleconference Location:
Director Richard Snyder
10 Pomander Way
Belvedere CA 94920

PURSUANT TO THE RALPH M. BROWN ACT, ALL VOTES SHALL BE
BY ROLL CALL DUE TO DIRECTOR SNYDER TELECONFERENCE FROM
10 POMANDER WAY, BELVEDERE CA 94920

I. Roll Call

II. Public Comments

III. New Business

1. Warrants for February 10th through March 9th, 2023

2. Financial reports for February 2023

3. CSRMA Memorandum: Property Market Update

4. Upcoming District obligations for March 2023 through April 2023

IV. Adjournment

*This Committee may be attended by Board Members who do not serve on this committee. In the event that a quorum of the entire Board is present, this Committee shall act as a Committee of the Whole. In either case, any item acted upon by the Committee or the Committee of the Whole will require consideration and action by the full Board of Directors as a prerequisite to its legal enactment. **Accessible public meetings**: Any member of the public who needs accommodations should email the Office Manager, at rdohrmann@sani5.org, who will use her best efforts to provide as much accessibility as possible while also maintaining public safety.*

Warrant List Summary

February 10 through March 9, 2023

Item #1A

03/07/23

Num	Date	Name	Memo	Amount
JP Morgan Chase - Primary 7399				
EFT	02/27/23	CalPERS	EFT Health Premium, Cust #4163206459 - March 2023	-22,715.59
EFT	03/06/23	PERS	EFT PERS Pension - February 2023	-21,416.18
9564	02/16/23	Banshee Networks, Inc.	Computer/IT Support, E-Media Installations - January 2023	-1,384.41
9565	02/16/23	Burke, Williams & Sorensen, LLP	Legal Advice - December 2022	-1,147.50
9566	02/16/23	Cassandra Prudhel Consulting, LLC	Consulting, Mar 2022 - Jan 2023	-605.65
9567	02/16/23	Comcast Business	Acct# 8155 30 011 0149465, Bus. Voice, Internet & Cable - February 2023	-458.54
9568	02/16/23	Comcast Business	Acct# 963 425 517, VOIP Service - February 2023	-390.46
9569	02/16/23	Miller Pacific Engineering Group	Geotech Srvcs, Tiburon - January 2023	-654.80
9570	02/16/23	Univar	Cust ID #STDT001, Chemicals - January - February 2023	-20,547.80
9571	02/16/23	USABlueBook	Cust #933682, M.P. Parts & Lab Supplies - November 2022 - January 2022	-4,361.54
9572	02/16/23	RPM Automotive Services	SD5 Truck Maint. - January 2023	-6,963.57
9573	02/16/23	Staples, Inc.	Acct #60111000714, Office Supplies - January 2023	-125.30
9574	02/16/23	ULINE	Cust ID#:24834323, Safety - December 2022	-1,013.06
9575	02/16/23	Verizon Wireless	Acct #0342125502-00001: iPhones & BPS Comm - February - March 2023	-510.07
9576	02/16/23	Cottrell, Rulon	MIs/Diem Travel Reimb. - January 2023	-180.00
9577	02/16/23	Rosser, John	S/B Mileage Reimb. - January 2023	-57.36
9578	02/16/23	Rubio, Antonio	Hlth&Wllnss + Travel Reimb. - February 2023	-869.43
9581	03/09/23	Access Answering Service	Acct #4080C, Answering Service - March 2022	-95.70
9582	03/09/23	Alameda Electrical Distributors, Inc.	Cust #56156, P.C. Electrical supplies - February 2023	-4,737.20
9583	03/09/23	Alhambra	Acct #547945611762129, Water - February 2023	-29.50
9584	03/09/23	Banshee Networks, Inc.	Computer/IT Support, E-Media Installations + Hardware - January - February ...	-4,392.02
9585	03/09/23	Burke, Williams & Sorensen, LLP	Legal Advice - January 2023	-1,480.50
9586	03/09/23	California Association of Sanitation A...	CASA 2023 Winter Conference Registration Fees - February 2023	-725.00
9587	03/09/23	Caltronics Business Systems, Inc.	Acct #SD15, Multi-purpose Copier Contract - February 2023	-187.50
9588	03/09/23	Caltest Analytical Laboratory	Acct: Tiburon5: M.P./P.C. Lab Sampling - February 2023	-3,031.45
9589	03/09/23	Cintas Corporation #626	Acct #626-00821, PPE/Safetywear - February 2023	-2,922.58
9590	03/09/23	Comcast Business	Acct# 8155 30 011 0149465, Bus. Voice, Internet & Cable - March 2023	-458.56
9591	03/09/23	DKF Solutions Group, LLC	My Safety Officer Subscription + CalOSHA Training - February 2023	-3,350.00
9592	03/09/23	East Bay Muni Utility District	Cust #SAD13002, BACWA Membership & Prog. Fees for FY23 (AJE FY23-24)	-4,500.00
9593	03/09/23	Febronio Tree Service	M.P. Grounds Maint., February 2023	-1,750.00
9594	03/09/23	Goodman Building Supply Co.	Acct #20070, BP&L + Lab Project - February 2023	-1,476.17
9595	03/09/23	Grainger	Acct #810128785, M.P. Parts & Service + Supplies - February 2023	-371.77
9596	03/09/23	HDR Engineering, Inc.	Consulting, SD5 MP Digester - February 2023	-4,731.42
9597	03/09/23	HF&H Consultants, LLC	Consulting - February 2023	-11,492.50
9598	03/09/23	HireRight, LLC	Acct #:272761, Background Check for R Hage (D.O.H.: 1.31.2023)	-229.58
9599	03/09/23	Home Depot Credit Services	#6035 3221 4973 2921: M.P. Parts & Srvc - February 2023	-505.40
9600	03/09/23	Jackson's Hardware, Inc.	Acct #7601, Janitorial/PPE - February 2023	-557.03
9601	03/09/23	Marin Water	Water, December 2022 - February 2023	-1,589.48
9602	03/09/23	McCampbell Analytical, Inc.	M.P. Monitoring, Acute Toxicity Testing - February 2023	-1,112.50
9603	03/09/23	Medical Center of Marin, ES A/R	Acct #-SDN5_B1, Multiple EEs - January 2023	-725.00
9604	03/09/23	MidAmerica Administrative & Retirem...	HRA Retiree Health Reimb. Admin Fees, 4Q22 - March 2023	-225.00
9605	03/09/23	Mill Valley Refuse Service, Inc.	Acct #032945, Garbage Service + 1 yd rental - March 2023	-258.27
9606	03/09/23	Mill Valley Refuse Service, Inc.	Acct #063092, SLUDGE TRANSPORT - February 2023	-1,440.00
9607	03/09/23	Miller Pacific Engineering Group	Geotech Srvcs, Tiburon - February 2023	-748.30
9608	03/09/23	Nemesis Fire	M.P. Fire Suppression System Repair - January 2023	-1,295.00
9609	03/09/23	Office Depot	Acct #6011 5642 0308 4271, IT + Admin Supplies - February 2023	-1,332.12
9610	03/09/23	Pacific Gas & Electric	Acct #2908031411-4, Utilities - February 2023	-21,847.27
9611	03/09/23	Perotti & Carrade	Client #1901 - Financial Services, FY21-22 SD5 Audit (PP#4) - January 2023	-5,900.00
9612	03/09/23	PLATT Electric Supply	Cust #02241 8759, M.P. Flare Rehab - February 2023	-687.44
9613	03/09/23	Ray Morgan Company	Acct#: TS27, LaserFishe Annual Software Support, April 2023 (FY23-24 AJE)	-2,725.00
9614	03/09/23	Roy's Sewer Service, Inc.	Tib & Belv P&L, December 2022 - February 2023	-1,107.60
9615	03/09/23	SERVICE TOOL	Cust #56156, M.P. Supplies - February 2023	-476.24
9616	03/09/23	Shape Incorporated	Acct #400M14, P.C. Pumps - February 2023	-8,708.04
9617	03/09/23	Solenis, LLC	Pyr #: 441488, M.P. Chemicals - February 2023	-4,989.13
9618	03/09/23	Special District Risk Management Au...	Member #7665, Life, Vision, DDS & LTD Ins. - April 2023	-2,245.31
9619	03/09/23	Terminix Processing Center	Acct #327163, Pest Control, FY23-24 (AJE FY23-24)	-1,394.00
9620	03/09/23	U.S. Bank	Acct#: 4246 0470 0067 9545 - January - February 2023	-12,935.41
9621	03/09/23	ULINE	Cust ID#:24834323, Lab supplies - January 2023	-1,224.83
9622	03/09/23	Univar	Cust ID #STDT001, Chemicals - February 2023	-7,703.57
9623	03/09/23	USABlueBook	Cust #933682, M.P. Parts & Lab Supplies - February 2023	-1,653.78
9624	03/09/23	Verizon Wireless	Acct #0342125502-00001: iPhones & BPS Comm - March - April 2023	-320.38
9625	03/09/23	Waste Management of Redwood Lan...	Acct #3-78482-75002, Sludge Disposal - February 2023	-729.10
9626	03/09/23	Water Components & Building Supply	Acct #454, Lab Supplies - February 2023	-86.74
9627	03/09/23	WorkSmart Automation, Inc.	SD5 Comm System Maintenance - March 2023	-555.00
9628	03/09/23	Zions Bank Corporation, N.A.	CB&T: #0001400000098948, MPR Refi, March 2023	-75,206.00
9629	03/09/23	Rosser, John	S/B Mileage Reimb. - February 2023	-57.36
9630	03/09/23	Triola, Joseph	S/B Mileage Reimb. - February 2023	-58.75
Total JP Morgan Chase - Primary 7399				-289,761.76
TOTAL				-289,761.76

Num	Date	Name	Memo	Account	Class	Paid Amount
EFT	02/27/23	CalPERS	EFT Health Premium, Cust #4163206459 - March 2023	JP Morgan Chase - Primary 7399		
			Active Employee Health Premium - March 2023	8020.05 · Employee Health	Belvedere	-8,744.30
			Active Employee Health Premium - March 2023	8020.05 · Employee Health	Tiburon:Paradise C...	-539.11
			Active Employee Health Premium - March 2023	8020.05 · Employee Health	Tiburon	-12,280.83
			Retiree Health Premium - March 2023	8022.05 · Reintree Health	Belvedere	-428.61
			Retiree Health Premium - March 2023	8022.05 · Reintree Health	Tiburon:Paradise C...	-26.43
			Retiree Health Premium - March 2023	8022.05 · Reintree Health	Tiburon	-601.96
			Active Employee Health Premium - March 2023 - Admin Fee	8020.05 · Employee Health	Belvedere	-28.86
			Active Employee Health Premium - March 2023 - Admin Fee	8020.05 · Employee Health	Tiburon:Paradise C...	-1.78
			Active Employee Health Premium - March 2023 - Admin Fee	8020.05 · Employee Health	Tiburon	-40.52
			Retiree Health Premium - March 2023 - Admin Fee	8022.05 · Reintree Health	Belvedere	-9.40
			Retiree Health Premium - March 2023 - Admin Fee	8022.05 · Reintree Health	Tiburon:Paradise C...	-0.58
			Retiree Health Premium - March 2023 - Admin Fee	8022.05 · Reintree Health	Tiburon	-13.21
TOTAL						-22,715.59
EFT	03/06/23	PERS	EFT PERS Pension - February 2023	JP Morgan Chase - Primary 7399		
			Retirement February 2023 (Classic 1600 Rate): ER @ 14.030%; EE @ 8.0%	8019.05 · PERS Retirement	Belvedere	-4,928.83
			Retirement February 2023 (Classic 1600 Rate): ER @ 14.030%; EE @ 8.0%	8019.05 · PERS Retirement	Tiburon:Paradise C...	-303.87
			Retirement February 2023 (Classic 1600 Rate): ER @ 14.030%; EE @ 8.0%	8019.05 · PERS Retirement	Tiburon	-6,922.25
			Retirement February 2023 (PEPRA Rates: ER @ 7.47%; EE @ 6.75%)	8019.05 · PERS Retirement	Belvedere	-3,755.43
			Retirement February 2023 (PEPRA Rates: ER @ 7.47%; EE @ 6.75%)	8019.05 · PERS Retirement	Tiburon:Paradise C...	-231.53
			Retirement February 2023 (PEPRA Rates: ER @ 7.47%; EE @ 6.75%)	8019.05 · PERS Retirement	Tiburon	-5,274.27
TOTAL						-21,416.18
9564	02/16/23	Banshee Networks, Inc.	Computer/IT Support, E-Media Installations - January 2023	JP Morgan Chase - Primary 7399		
			Inv #15758: 01.02.2023 - 2.01.2023 SD5 IT Support/Software upgrades/software sub...	8510 · Data/Alarms/IT Supp & Licensing	Belvedere	-561.38
			Inv #15758: 01.02.2023 - 2.01.2023 SD5 IT Support/Software upgrades/software sub...	8510 · Data/Alarms/IT Supp & Licensing	Tiburon:Paradise C...	-34.61
			Inv #15758: 01.02.2023 - 2.01.2023 SD5 IT Support/Software upgrades/software sub...	8510 · Data/Alarms/IT Supp & Licensing	Tiburon	-788.42
TOTAL						-1,384.41
9565	02/16/23	Burke, Williams & Sorensen, LLP	Legal Advice - December 2022	JP Morgan Chase - Primary 7399		
			Inv #296533, DCS - December 2022	6039 · Legal	Belvedere	-63.87
			Inv #296533, DCS - December 2022	6039 · Legal	Tiburon:Paradise C...	-3.94
			Inv #296533, DCS - December 2022	6039 · Legal	Tiburon	-89.70
			Inv #296533, Non-Compliance Correspondence - December 2022	6039 · Legal	Belvedere	-337.58
			Inv #296533, Non-Compliance Correspondence - December 2022	6039 · Legal	Tiburon:Paradise C...	-20.81
			Inv #296533, Non-Compliance Correspondence - December 2022	6039 · Legal	Tiburon	-474.11
			Inv #296533, T/B Sewer Rehab Project Reimbrsmnt Agrmnt (December 2022)	6039 · Legal	Tiburon	-65.36
			Inv #296533, T/B Sewer Rehab Project Reimbrsmnt Agrmnt (December 2022)	6039 · Legal	Belvedere	-92.13
TOTAL						-1,147.50
9566	02/16/23	Cassandra Prudhel Consulting, LLC	Consulting, Mar 2022 - Jan 2023	JP Morgan Chase - Primary 7399		
			Inv #2023-1 Belvedere ELAP & Lab Testing Consulting - thru January 2023	6017 · Consulting Fees	Belvedere	-251.34
			Inv #2023-1 Tiburon ELAP & Lab Testing Consulting - thru January 2023	6017 · Consulting Fees	Tiburon	-354.31
TOTAL						-605.65

Sanitary Distr. No.5 of Marin Co.

Warrant List Detail

February 10 through March 9, 2023

Num	Date	Name	Memo	Account	Class	Paid Amount
9567	02/16/23	Comcast Business	Acct# 8155 30 011 0149465, Bus. Voice, Internet & Cable - February 2023	JP Morgan Chase - Primary 7399		
			Bundle: Cable (\$234.75 + add'l fees \$59.75) - February - March 2023	8510 · Data/Alarms/IT Supp & Licensing	Belvedere	-121.34
			Bundle: Cable (\$234.75 + add'l fees \$59.75) - February - March 2023	8510 · Data/Alarms/IT Supp & Licensing	Tiburon:Paradise C...	-7.48
			Bundle: Cable (\$234.75 + add'l fees \$59.75) - February - March 2023	8510 · Data/Alarms/IT Supp & Licensing	Tiburon	-170.42
			Bundle: Internet (\$24.95+\$10 add'l fees) - February - March 2023	8510 · Data/Alarms/IT Supp & Licensing	Belvedere	-16.10
			Bundle: Internet (\$19.95) - February - March 2023	8510 · Data/Alarms/IT Supp & Licensing	Tiburon:Paradise C...	-0.99
			Bundle: Internet (\$19.95) - February - March 2023	8510 · Data/Alarms/IT Supp & Licensing	Tiburon	-22.61
			Bundle: Land Line Phones (\$249.50+ \$18.85 add'l Fees) - February - March 2023	8531 · Main Plant Telephones	Belvedere	-48.50
			Bundle: Land Line Phones (\$249.50+ \$39.75 add'l Fees) - February - March 2023	8532 · Paradise Cove Telephones	Tiburon:Paradise C...	-2.99
			Bundle: Land Line Phones (\$249.50+ \$39.75 add'l Fees) - February - March 2023	8531 · Main Plant Telephones	Tiburon	-68.11
TOTAL						-458.54
9568	02/16/23	Comcast Business	Acct# 963 425 517, VOIP Service - February 2023	JP Morgan Chase - Primary 7399		
			Inv #165705241, VOIP Phone Service (14) Land Line Phones - February 2023	8531 · Main Plant Telephones	Belvedere	-158.33
			Inv #165705241, VOIP Phone Service (14) Land Line Phones - February 2023	8532 · Paradise Cove Telephones	Tiburon:Paradise C...	-9.76
			Inv #165705241, VOIP Phone Service (14) Land Line Phones - February 2023	8531 · Main Plant Telephones	Tiburon	-222.37
TOTAL						-390.46
9569	02/16/23	Miller Pacific Engineering Group	Geotech Srvcs, Tiburon - January 2023	JP Morgan Chase - Primary 7399		
			Inv #25582 (PO#160876), Geotech Srvcs - 12 Centro East., Tiburon (11.14.2022 - 12....	9301 · Tiburon Sewer Line Rehab Prog	Tiburon	-654.80
TOTAL						-654.80
9570	02/16/23	Univar	Cust ID #STDT001, Chemicals - January - February 2023	JP Morgan Chase - Primary 7399		
			Inv #50827423 (PO #AB655720), Inv #50869347 (PO#654050) Sodium Bisulfite 25% (...	7024 · Main Plant Chemicals	Belvedere	-6,153.55
			Inv #50827423 (PO #AB655720), Inv #50869347 (PO#654050) Sodium Bisulfite 25% (...	7025 · Lab Supplies & Chemicals	Tiburon:Paradise C...	-379.38
			Inv #50827423 (PO #AB655720), Inv #50869347 (PO#654050) Sodium Bisulfite 25% (...	7024 · Main Plant Chemicals	Tiburon	-8,642.28
			Inv #50852447 (PO #AB655723) Sodium Hypo 12.5% Liquidchlor K2 (\$1.4640/Gal) - ...	7024 · Main Plant Chemicals	Belvedere	-2,178.59
			Inv #50852447 (PO #AB655723) Sodium Hypo 12.5% Liquidchlor K2 (\$1.4640/Gal) - ...	7025 · Lab Supplies & Chemicals	Tiburon:Paradise C...	-134.31
			Inv #50852447 (PO #AB655723) Sodium Hypo 12.5% Liquidchlor K2 (\$1.4640/Gal) - ...	7024 · Main Plant Chemicals	Tiburon	-3,059.69
TOTAL						-20,547.80
9571	02/16/23	USABlueBook	Cust #933682, M.P. Parts & Lab Supplies - November 2022 - January 2022	JP Morgan Chase - Primary 7399		
			Inv #176024 (PO#655703), Inv #183411 (PO#654047), Inv#248286 (PO#AB655728) -...	7025 · Lab Supplies & Chemicals	Belvedere	-352.82
			Inv #176024 (PO#655703), Inv #183411 (PO#654047), Inv#248286 (PO#AB655728) -...	7025 · Lab Supplies & Chemicals	Tiburon	-497.36
			Inv #217505 (PO#655718), Lab Chemicals (Nitric Acid) - December 2022	7025 · Lab Supplies & Chemicals	Belvedere	-25.63
			Inv #217505 (PO#655718), Lab Chemicals (Nitric Acid) - December 2022	7022 · Plant Maint. Parts & Service	Tiburon	-36.13
			Inv #233670 (PO#654040), Lab Supplies/Parts & Service (Thermo Refirgerator/Freeze...	7022 · Plant Maint. Parts & Service	Belvedere	-1,431.58
			Inv #233670 (PO#654040), Lab Supplies/Parts & Service (Thermo Refirgerator/Freeze...	7022 · Plant Maint. Parts & Service	Tiburon	-2,018.02
TOTAL						-4,361.54
9572	02/16/23	RPM Automotive Services	SD5 Truck Maint. - January 2023	JP Morgan Chase - Primary 7399		
			Inv #71659SD (PO#95688) SD5 Truck Maintenance, 2012 Chevy Silverado 2500 - Fe...	7072 · Maintenance	Belvedere	-2,823.73
			Inv #71659SD (PO#95688) SD5 Truck Maintenance, 2012 Chevy Silverado 2500 - Fe...	7072 · Maintenance	Tiburon:Paradise C...	-174.09
			Inv #71659SD (PO#95688) SD5 Truck Maintenance, 2012 Chevy Silverado 2500 - Fe...	7072 · Maintenance	Tiburon	-3,965.75

Sanitary Distr. No.5 of Marin Co.

Warrant List Detail

February 10 through March 9, 2023

Num	Date	Name	Memo	Account	Class	Paid Amount
TOTAL						-6,963.57
9573	02/16/23	Staples, Inc.	Acct #60111000714, Office Supplies - January 2023	JP Morgan Chase - Primary 7399		
			Inv #16718, #17197, #17354 - EOY Forms (W-2s, 1099 NECs + 1099 MISC.s) - Janu...	6008 · Audit & Accounting	Belvedere	-50.81
			Inv #16718, #17197, #17354 - EOY Forms (W-2s, 1099 NECs + 1099 MISC.s) - Janu...	6008 · Audit & Accounting	Tiburon:Paradise C...	-3.13
			Inv #16718, #17197, #17354 - EOY Forms (W-2s, 1099 NECs + 1099 MISC.s) - Janu...	6008 · Audit & Accounting	Tiburon	-71.36
TOTAL						-125.30
9574	02/16/23	ULINE	Cust ID#:24834323, Safety - December 2022	JP Morgan Chase - Primary 7399		
			Inv #158139063 + Inv #15818790 (PO#CB953667) Hearing safety - December 2022	8515 · Safety	Belvedere	-420.42
			Inv #158139063 + Inv #15818790 (PO#CB953667) Hearing safety - December 2022	8515 · Safety	Tiburon	-592.64
TOTAL						-1,013.06
9575	02/16/23	Verizon Wireless	Acct #0342125502-00001: iPhones & BPS Comm - February - March 2023	JP Morgan Chase - Primary 7399		
			Inv #9901157584: Monthly SD5 EE Cell phone Charges (@ \$175/mo.Plan+\$15/ea EE...	8531 · Main Plant Telephones	Belvedere	-174.15
			Inv #9901157584: Monthly SD5 EE Cell phone Charges (@ \$175/mo.Plan+\$15/ea EE...	8532 · Paradise Cove Telephones	Tiburon:Paradise C...	-10.74
			Inv #9901157584: Monthly SD5 EE Cell phone Charges (@ \$175/mo.Plan+\$15/ea EE...	8531 · Main Plant Telephones	Tiburon	-244.59
			Inv #9901157584: Monthly Charges for BPS Telephone lines (BPS#2, #13+#14 / Telst...	8533 · Pumps & Lines Telephones	Belvedere	-35.00
			Inv #9901157584: Monthly Charges for P.C. PS Telephone lines (SF#1+#2+P.C. Plant...	8533 · Pumps & Lines Telephones	Tiburon:Paradise C...	-35.00
			Inv #9901157584: Taxes, Gov't Surcharges & Fees - February - March 2023	8531 · Main Plant Telephones	Belvedere	-4.29
			Inv #9901157584: Taxes, Gov't Surcharges & Fees - February - March 2023	8532 · Paradise Cove Telephones	Tiburon:Paradise C...	-0.26
			Inv #9901157584: Taxes, Gov't Surcharges & Fees - February - March 2023	8531 · Main Plant Telephones	Tiburon	-6.04
TOTAL						-510.07
9576	02/16/23	Cottrell, Rulon	MIs/Diem Travel Reimb. - January 2023	JP Morgan Chase - Primary 7399		
			Travel Reimbs: 3 Day re Meals/Diem @ CSDA Conference, CA - 1.29.2023 - 2.1.2023	6018.1 · Meetings & Travel	Belvedere	-72.99
			Travel Reimbs: 3 Day re Meals/Diem @ CSDA Conference, CA - 1.29.2023 - 2.1.2023	6018.1 · Meetings & Travel	Tiburon:Paradise C...	-4.50
			Travel Reimbs: 3 Day re Meals/Diem @ CSDA Conference, CA - 1.29.2023 - 2.1.2023	6018.1 · Meetings & Travel	Tiburon	-102.51
TOTAL						-180.00
9577	02/16/23	Rosser, John	S/B Mileage Reimb. - January 2023	JP Morgan Chase - Primary 7399		
			Belvedere Call-out, 1.28.2023	6018.1 · Meetings & Travel	Belvedere	-57.36
TOTAL						-57.36
9578	02/16/23	Rubio, Antonio	Hlth&WlInss + Travel Reimb. - February 2023	JP Morgan Chase - Primary 7399		
			FY22-23 SD5 Health & Wellness Program Reimbursement/ 2022 MOU: Full Reimb. - ...	8021.05 · EE Health & Wellness	Belvedere	-243.30
			FY22-23 SD5 Health & Wellness Program Reimbursement/ 2022 MOU: Full Reimb. - ...	8021.05 · EE Health & Wellness	Tiburon:Paradise C...	-15.00
			FY22-23 SD5 Health & Wellness Program Reimbursement/ 2022 MOU: Full Reimb. - ...	8021.05 · EE Health & Wellness	Tiburon	-341.70
			Travel Reimbs: CASA Winter Conference Palm Springs, CA - 1.25.2023 - 1.28.2023 -...	6018.1 · Meetings & Travel	Belvedere	-54.51
			Travel Reimbs: CASA Winter Conference Palm Springs, CA - 1.25.2023 - 1.28.2023 -...	6018.1 · Meetings & Travel	Tiburon:Paradise C...	-3.36
			Travel Reimbs: CASA Winter Conference Palm Springs, CA - 1.25.2023 - 1.28.2023 -...	6018.1 · Meetings & Travel	Tiburon	-76.56
			Travel Reimbs: 3 Day re Meals/Diem @ CASA Winter Conference Palm Springs, CA -...	6018.1 · Meetings & Travel	Belvedere	-54.74
			Travel Reimbs: 3 Day re Meals/Diem @ CASA Winter Conference Palm Springs, CA -...	6018.1 · Meetings & Travel	Tiburon:Paradise C...	-3.38
			Travel Reimbs: 3 Day re Meals/Diem @ CASA Winter Conference Palm Springs, CA -...	6018.1 · Meetings & Travel	Tiburon	-76.88

Sanitary Distr. No.5 of Marin Co.

Warrant List Detail

February 10 through March 9, 2023

Num	Date	Name	Memo	Account	Class	Paid Amount
TOTAL						-869.43
9581	03/09/23	Access Answering Service	Acct #4080C, Answering Service - March 2022	JP Morgan Chase - Primary 7399		
			Inv #29178, Answering Service re SSO & Alarm Notifications - March 2023	8510 · Data/Alarms/IT Supp & Licensing	Belvedere	-30.78
			Inv #29178, Answering Service re SSO & Alarm Notifications - March 2023	8510 · Data/Alarms/IT Supp & Licensing	Tiburon:Paradise C...	-1.90
			Inv #29178, Answering Service re SSO & Alarm Notifications - March 2023	8510 · Data/Alarms/IT Supp & Licensing	Tiburon	-43.22
			Inv #29177, Balance due - February b2023	8510 · Data/Alarms/IT Supp & Licensing	Belvedere	-4.01
			Inv #29177, Balance due - February b2023	8510 · Data/Alarms/IT Supp & Licensing	Tiburon:Paradise C...	-0.25
			Inv #29177, Balance due - February b2023	8510 · Data/Alarms/IT Supp & Licensing	Tiburon	-5.64
			Inv #29176, Balance due - January 2023	8510 · Data/Alarms/IT Supp & Licensing	Belvedere	-4.01
			Inv #29176, Balance due - January 2023	8510 · Data/Alarms/IT Supp & Licensing	Tiburon:Paradise C...	-0.25
			Inv #29176, Balance due - January 2023	8510 · Data/Alarms/IT Supp & Licensing	Tiburon	-5.64
TOTAL						-95.70
9582	03/09/23	Alameda Electrical Distributors, Inc.	Cust #56156, P.C. Electrical supplies - February 2023	JP Morgan Chase - Primary 7399		
			Inv #S5524474.001 + Inv #S5524474.002 (PO#652180): P.C. Electrical supplies- Febr...	7027 · Electrical & Instrument	Tiburon:Paradise C...	-550.54
			Inv #S5524474.002 (PO#652180): P.C. Electrical supplies- February 2023	7027 · Electrical & Instrument	Tiburon:Paradise C...	-455.49
			Inv #S5496833.001 (PO#652167): P.C. Electrical supplies, Equilizer Pump - February ...	7027 · Electrical & Instrument	Tiburon:Paradise C...	-2,600.59
			Inv #S5500194.001 (PO#652171): M.P. Electrical Tools - February 2023	7027 · Electrical & Instrument	Belvedere	-199.90
			Inv #S5500194.001 (PO#652171): M.P. Electrical Tools - February 2023	7027 · Electrical & Instrument	Tiburon	-281.79
			Inv #S5496842.002 (PO#652168): M.P. Tools - February 2023	7022 · Plant Maint. Parts & Service	Belvedere	-186.02
			Inv #S5496842.002 (PO#652168): M.P. Tools - February 2023	7022 · Plant Maint. Parts & Service	Tiburon	-262.23
			Inv #S5500273.001 (PO#652172): M.P. Supplies - February 2023	7021 · Plant Maintenance Supplies	Belvedere	-37.94
			Inv #S5500273.001 (PO#652172): M.P. Supplies - February 2023	7021 · Plant Maintenance Supplies	Tiburon	-53.48
			Inv #S550194.002 + S550194.003 (PO#652717): M.P. Supplies - February 2023	7021 · Plant Maintenance Supplies	Belvedere	-45.33
			Inv #S550194.002 + S550194.003 (PO#652717): M.P. Supplies - February 2023	7021 · Plant Maintenance Supplies	Tiburon	-63.89
TOTAL						-4,737.20
9583	03/09/23	Alhambra	Acct #547945611762129, Water - February 2023	JP Morgan Chase - Primary 7399		
			Inv #12012314 030323, Water, thru 2.17.2023 - February 2023	7023 · Janitorial Supplies & Service	Belvedere	-11.96
			Inv #12012314 030323, Water, thru 2.17.2023 - February 2023	7042 · Paradise Supplies & Chemicals	Tiburon:Paradise C...	-0.74
			Inv #12012314 030323, Water, thru 2.17.2023 - February 2023	7023 · Janitorial Supplies & Service	Tiburon	-16.80
TOTAL						-29.50
9584	03/09/23	Banshee Networks, Inc.	Computer/IT Support, E-Media Installations + Hardware - January - February 2023	JP Morgan Chase - Primary 7399		
			Inv #15758: 01.01.2023 - 2.01.2023 SD5 IT Support/Software upgrades/software sub...	8510 · Data/Alarms/IT Supp & Licensing	Belvedere	-555.61
			Inv #15758: 01.01.2023 - 1.31.2023 SD5 IT Support/Software upgrades/software sub...	8510 · Data/Alarms/IT Supp & Licensing	Tiburon:Paradise C...	-34.25
			Inv #15758: 01.01.2023 - 1.31.2023 SD5 IT Support/Software upgrades/software sub...	8510 · Data/Alarms/IT Supp & Licensing	Tiburon	-780.32
			Inv #15763: SD5 Dell OptiPlex 7000 Micro workstation, keyboard + 3 yr warranty - Feb...	8510 · Data/Alarms/IT Supp & Licensing	Belvedere	-1,225.36
			Inv #15763: SD5 Dell OptiPlex 7000 Micro workstation, keyboard + 3 yr warranty - Feb...	8510 · Data/Alarms/IT Supp & Licensing	Tiburon:Paradise C...	-75.55
			Inv #15763: SD5 Dell OptiPlex 7000 Micro workstation, keyboard + 3 yr warranty - Feb...	8510 · Data/Alarms/IT Supp & Licensing	Tiburon	-1,720.93
TOTAL						-4,392.02
9585	03/09/23	Burke, Williams & Sorensen, LLP	Legal Advice - January 2023	JP Morgan Chase - Primary 7399		
			Inv #297769, DCS - January 2023	6039 · Legal	Belvedere	-370.42
			Inv #297769, DCS - January 2023	6039 · Legal	Tiburon:Paradise C...	-22.84
			Inv #297769, DCS - January 2023	6039 · Legal	Tiburon	-520.23
			Inv #297769, , Non-Compliance Correspondence - January 2023	6039 · Legal	Belvedere	-63.87

Sanitary Distr. No.5 of Marin Co.

Warrant List Detail

February 10 through March 9, 2023

Num	Date	Name	Memo	Account	Class	Paid Amount
			Inv #297769, , Non-Compliance Correspondence - January 2023	6039 · Legal	Tiburon:Paradise C...	-3.94
			Inv #297769, , Non-Compliance Correspondence - January 2023	6039 · Legal	Tiburon	-89.70
			inv #297769, W-S Ltr - January 2023	6039 · Legal	Tiburon:Paradise C...	-409.50
TOTAL						-1,480.50
9586	03/09/23	California Association of Sanitation Ag...	CASA 2023 Winter Conference Registration Fees - February 2023	JP Morgan Chase - Primary 7399		
			Inv #7090, CASA 2023 Winter Conference Registration Fees - February 2023	6020 · Continuing Education	Belvedere	-293.99
			Inv #7090, CASA 2023 Winter Conference Registration Fees - February 2023	6020 · Continuing Education	Tiburon:Paradise C...	-18.13
			Inv #7090, CASA 2023 Winter Conference Registration Fees - February 2023	6020 · Continuing Education	Tiburon	-412.88
TOTAL						-725.00
9587	03/09/23	Caltronics Business Systems, Inc.	Acct #SD15, Multi-purpose Copier Contract - February 2023	JP Morgan Chase - Primary 7399		
			Inv #3714699, Konica Multi-purpose copier (C308) contract - February 2023	6047 · Office Supplies	Belvedere	-76.03
			Inv #3714699, Konica Multi-purpose copier (C308) contract - February 2023	6047 · Office Supplies	Tiburon:Paradise C...	-4.69
			Inv #3714699, Konica Multi-purpose copier (C308) contract - February 2023	6047 · Office Supplies	Tiburon	-106.78
TOTAL						-187.50
9588	03/09/23	Caltest Analytical Laboratory	Acct: Tiburon5: M.P./P.C. Lab Sampling - February 2023	JP Morgan Chase - Primary 7399		
			M.P. - B: #704578, #705303, #705591, #705660, #70636, #705756, #705783 - Febua...	7051 · Main Plant Lab Monitoring	Belvedere	-923.33
			P.C.: #70516, #705757, #705784 - February 2023	7052 · Paradise Cove Monitoring	Tiburon:Paradise C...	-806.55
			M.P. - B: #704578, #705303, #705591, #705660, #70636, #705756, #705783 - Febua...	7051 · Main Plant Lab Monitoring	Tiburon	-1,301.57
TOTAL						-3,031.45
9589	03/09/23	Cintas Corporation #626	Acct #626-00821, PPE/Safetywear - February 2023	JP Morgan Chase - Primary 7399		
			Inv #4145485368, #4146188075, #4146892671, #4147673020 - February 2023	8520 · Personal Protection/Safety Wear	Belvedere	-56.77
			Inv #4145485368, #4146188075, #4146892671, #4147673020 - February 2023	8520 · Personal Protection/Safety Wear	Tiburon:Paradise C...	-3.50
			Inv #4145485368, #4146188075, #4146892671, #4147673020 - February 2023	8520 · Personal Protection/Safety Wear	Tiburon	-79.73
			Inv #1903776868, Inv #1903756569, Inv #1903765001 - February 2023	8520 · Personal Protection/Safety Wear	Belvedere	-1,128.34
			Inv #1903776868, Inv #1903756569, Inv #1903765001 - February 2023	8520 · Personal Protection/Safety Wear	Tiburon:Paradise C...	-69.56
			Inv #1903776868, Inv #1903756569, Inv #1903765001 - February 2023	8520 · Personal Protection/Safety Wear	Tiburon	-1,584.68
TOTAL						-2,922.58
9590	03/09/23	Comcast Business	Acct# 8155 30 011 0149465, Bus. Voice, Internet & Cable - March 2023	JP Morgan Chase - Primary 7399		
			Bundle: Cable (\$234.75 + add'l fees \$59.75) - March - April 2023	8510 · Data/Alarms/IT Supp & Licensing	Belvedere	-121.34
			Bundle: Cable (\$234.75 + add'l fees \$59.75) - March - April 2023	8510 · Data/Alarms/IT Supp & Licensing	Tiburon:Paradise C...	-7.48
			Bundle: Cable (\$234.75 + add'l fees \$59.75) - March - April 2023	8510 · Data/Alarms/IT Supp & Licensing	Tiburon	-170.42
			Bundle: Internet (\$24.95+\$10 add'l fees) - March - April 2023	8510 · Data/Alarms/IT Supp & Licensing	Belvedere	-16.10
			Bundle: Internet (\$19.95) - March - April 2023	8510 · Data/Alarms/IT Supp & Licensing	Tiburon:Paradise C...	-0.99
			Bundle: Internet (\$19.95) - March - April 2023	8510 · Data/Alarms/IT Supp & Licensing	Tiburon	-22.61
			Bundle: Land Line Phones (\$249.50+ \$18.85 add'l Fees) - March - April 2023	8531 · Main Plant Telephones	Belvedere	-48.51
			Bundle: Land Line Phones (\$249.50+ \$39.75 add'l Fees) - March - April 2023	8532 · Paradise Cove Telephones	Tiburon:Paradise C...	-2.99
			Bundle: Land Line Phones (\$249.50+ \$39.75 add'l Fees) - March - April 2023	8531 · Main Plant Telephones	Tiburon	-68.12
TOTAL						-458.56
9591	03/09/23	DKF Solutions Group, LLC	My Safety Officer Subscription + CalOSHA Training - February 2023	JP Morgan Chase - Primary 7399		

Sanitary Distr. No.5 of Marin Co.

Warrant List Detail

February 10 through March 9, 2023

Num	Date	Name	Memo	Account	Class	Paid Amount
			Inv #21044 (PO #2107131), DKF CalOSHA Fall Protection Safety - February 2022	8515 · Safety	Belvedere	-1,216.50
			Inv #21044 (PO #2107131), DKF CalOSHA Fall Protection Safety - February 2022	8515 · Safety	Tiburon:Paradise C...	-75.00
			Inv #21044 (PO #2107131), DKF CalOSHA Fall Protection Safety - February 2022	8515 · Safety	Tiburon	-1,708.50
			Inv #21074, DKF Safety Procedures Subscription - March 2023	8515 · Safety	Belvedere	-141.93
			Inv #21074, DKF Safety Procedures Subscription - March 2023	8515 · Safety	Tiburon:Paradise C...	-8.75
			Inv #21074, DKF Safety Procedures Subscription - March 2023	8515 · Safety	Tiburon	-199.32
TOTAL						-3,350.00
9592	03/09/23	East Bay Muni Utility District	Cust #SADI3002, BACWA Membership & Prog. Fees for FY23 (AJE FY23-24)	JP Morgan Chase - Primary 7399		
			Inv #9000015, FY23 BACWA Membership Contributions (Permit Required Activities), ...	7062 · Permits/Fees - General	Belvedere	-760.31
			Inv #9000015, FY23 BACWA Membership Contributions (Permit Required Activities), ...	7063 · Paradise Cove Permits/Fees	Tiburon:Paradise C...	-46.88
			Inv #9000015, FY23 BACWA Membership Contributions (Permit Required Activities), ...	7062 · Permits/Fees - General	Tiburon	-1,067.81
			Inv #9000015, FY23 BACWA Membership Contributions (Permit Required Activities), ...	6059 · Pollution Prevention/Public Edu	Belvedere	-760.31
			Inv #9000015, FY23 BACWA Membership Contributions (Permit Required Activities), ...	6059 · Pollution Prevention/Public Edu	Tiburon:Paradise C...	-46.88
			Inv #9000015, FY23 BACWA Membership Contributions (Permit Required Activities), ...	6059 · Pollution Prevention/Public Edu	Tiburon	-1,067.81
			Inv #9000015, FY23 BACWA Membership Contributions (Permit Required Activities), ...	7062 · Permits/Fees - General	Belvedere	-152.06
			Inv #9000015, FY23 BACWA Membership Contributions (Permit Required Activities), ...	7062 · Permits/Fees - General	Tiburon:Paradise C...	-9.38
			Inv #9000015, FY23 BACWA Membership Contributions (Permit Required Activities), ...	7062 · Permits/Fees - General	Tiburon	-213.56
			Inv #9000015, FY23 BACWA Membership Contributions (Permit Required Activities), ...	6059 · Pollution Prevention/Public Edu	Belvedere	-152.06
			Inv #9000015, FY23 BACWA Membership Contributions (Permit Required Activities), ...	6059 · Pollution Prevention/Public Edu	Tiburon:Paradise C...	-9.38
			Inv #9000015, FY23 BACWA Membership Contributions (Permit Required Activities), ...	6059 · Pollution Prevention/Public Edu	Tiburon	-213.56
TOTAL						-4,500.00
9593	03/09/23	Febronio Tree Service	M.P. Grounds Maint., February 2023	JP Morgan Chase - Primary 7399		
			Inv #1939 (PO#954014), M.P. Grounds Maint., Tree removal and stump grinding - Feb...	7028 · Grounds Maintenance	Belvedere	-726.25
			Inv #1939 (PO#954014), M.P. Grounds Maint., Tree removal and stump grinding - Feb...	7028 · Grounds Maintenance	Tiburon	-1,023.75
TOTAL						-1,750.00
9594	03/09/23	Goodman Building Supply Co.	Acct #20070, BP&L + Lab Project - February 2023	JP Morgan Chase - Primary 7399		
			Inv #9865158 (PO#952160), Inv #865004 (PO#951259), Repairs at BPS#8 - February ...	7011 · Pumps & Lines Maintenance	Belvedere	-244.01
			Inv #865176, inv #865197 (PO#953672), Lab Supplies - February 2023	7025 · Lab Supplies & Chemicals	Tiburon	-170.45
			Inv #865176, inv #865197 (PO#953672), Lab Supplies - February 2023	7025 · Lab Supplies & Chemicals	Belvedere	-240.27
			Inv #865176, inv #865197 (PO#953672), Lab Supplies - February 2023	8510 · Data/Alarms/IT Supp & Licensing	Tiburon	-170.45
			Inv #865176, inv #865197 (PO#953672), Lab Supplies - February 2023	8510 · Data/Alarms/IT Supp & Licensing	Belvedere	-240.27
			Inv #865176, inv #865197 (PO#953672), Lab Supplies - February 2023	8515 · Safety	Tiburon	-170.45
			Inv #865176, inv #865197 (PO#953672), Lab Supplies - February 2023	8515 · Safety	Belvedere	-240.27
TOTAL						-1,476.17
9595	03/09/23	Grainger	Acct #810128785, M.P. Parts & Service + Supplies - February 2023	JP Morgan Chase - Primary 7399		
			Inv #9624415718 + Inv #9611956393 (PO#655736), Motor 1/8HP, 860RPM + Scooper...	7021 · Plant Maintenance Supplies	Belvedere	-154.28
			Inv #9624415718 + Inv #9611956393 (PO#655736), Motor 1/8HP, 860RPM + Scooper...	7021 · Plant Maintenance Supplies	Tiburon:Paradise C...	-217.49
TOTAL						-371.77
9596	03/09/23	HDR Engineering, Inc.	Consulting, SD5 MP Digester - February 2023	JP Morgan Chase - Primary 7399		
			Inv #1200498187 HDR Consulting, SD5 M.P. Digester Rehab & Cleaning - February 2...	9213 · M.P. Digester	Belvedere	-1,963.54

Sanitary Distr. No.5 of Marin Co.

Warrant List Detail

February 10 through March 9, 2023

Num	Date	Name	Memo	Account	Class	Paid Amount
			Inv #1200498187 HDR Consulting, SD5 M.P. Digester Rehab & Cleaning - February 2...	9213 · M.P. Digester	Tiburon	-2,767.88
TOTAL						-4,731.42
9597	03/09/23	HF&H Consultants, LLC	Consulting - February 2023	JP Morgan Chase - Primary 7399		
			Inv #9719915, Project #W3829, SD5 Sewer Rate Study - February 2023	6017 · Consulting Fees	Belvedere	-4,660.21
			Inv #9719915, Project #W3829, SD5 Sewer Rate Study - February 2023	6017 · Consulting Fees	Tiburon:Paradise C...	-287.31
			Inv #9719915, Project #W3829, SD5 Sewer Rate Study - February 2023	6017 · Consulting Fees	Tiburon	-6,544.98
TOTAL						-11,492.50
9598	03/09/23	HireRight, LLC	Acct #:272761, Background Check for R Hage (D.O.H.: 1.31.2023)	JP Morgan Chase - Primary 7399		
			Inv #G3624058, Background Check for R Hage, January 2023	6017 · Consulting Fees	Belvedere	-93.09
			Inv #G3624058, Background Check for R Hage, January 2023	6017 · Consulting Fees	Tiburon:Paradise C...	-5.74
			Inv #G3624058, Background Check for R Hage, January 2023	6017 · Consulting Fees	Tiburon	-130.75
TOTAL						-229.58
9599	03/09/23	Home Depot Credit Services	#6035 3221 4973 2921: M.P. Parts & Srvc - February 2023	JP Morgan Chase - Primary 7399		
			Inv #014829/729036 (PO#953068), BPS#3 Supplies - February 2022	7011 · Pumps & Lines Maintenance	Belvedere	-505.40
TOTAL						-505.40
9600	03/09/23	Jackson's Hardware, Inc.	Acct #7601, Janitorial/PPE - February 2023	JP Morgan Chase - Primary 7399		
			Inv #124207 (P.O.#: 953069), Soap Dispensers - February 2023	7023 · Janitorial Supplies & Service	Belvedere	-63.43
			Inv #124207 (P.O.#: 953069), Soap Dispensers - February 2023	7023 · Janitorial Supplies & Service	Tiburon	-89.41
			Inv #123041 (PO#952156), PPE/Uniforms - February 2023	8520 · Personal Protection/Safety Wear	Belvedere	-163.90
			Inv #123041 (PO#952156), PPE/Uniforms - February 2023	8520 · Personal Protection/Safety Wear	Tiburon:Paradise C...	-10.10
			Inv #123041 (PO#952156), PPE/Uniforms - February 2023	8520 · Personal Protection/Safety Wear	Tiburon	-230.19
TOTAL						-557.03
9601	03/09/23	Marin Water	Water, December 2022 - February 2023	JP Morgan Chase - Primary 7399		
			Cust #:424793, Golden Gate BPS - Water, December 2022 - February 2023	8541 · Water	Belvedere	-86.63
			Cust #:424791, Cove Rd. BPS - Water, December 2022 - February 2023	8541 · Water	Belvedere	-86.63
			Cust #:558095, San Rafael Ave. BPS - December 2022 - February 2023	8541 · Water	Belvedere	-70.50
			Cust #138856, Mar West TPS - Water, December 2022 - February 2023	8541 · Water	Tiburon	-86.63
			Cust #100098, M.P. - Water, December 2022 - February 2023	8541 · Water	Belvedere	-522.52
			Cust #100098, M.P. - Water, December 2022 - February 2023	8541 · Water	Tiburon	-736.57
TOTAL						-1,589.48
9602	03/09/23	McC Campbell Analytical, Inc.	M.P. Monitoring, Acute Toxicity Testing - February 2023	JP Morgan Chase - Primary 7399		
			Inv #2302959, M.P. Monitoring, Acute Toxicity Testing - February 2023	7053 · Chronic Toxicity	Belvedere	-461.69
			Inv #2302959, M.P. Monitoring, Acute Toxicity Testing - February 2023	7053 · Chronic Toxicity	Tiburon	-650.81
TOTAL						-1,112.50
9603	03/09/23	Medical Center of Marin, ES A/R	Acct #:SDN5_B1, Multiple EEs - January 2023	JP Morgan Chase - Primary 7399		

Sanitary Distr. No.5 of Marin Co.

Warrant List Detail

February 10 through March 9, 2023

03/07/23

Num	Date	Name	Memo	Account	Class	Paid Amount
			Inv #00167373-00, EE Hlth: DMV/DOT Physical (C Bilsborough) - January 2023	8020.05 · Employee Health	Belvedere	-68.94
			Inv #00167373-00, EE Hlth: DMV/DOT Physical (C Bilsborough) - January 2023	8020.05 · Employee Health	Tiburon:Paradise C...	-4.25
			Inv #00167373-00, EE Hlth: DMV/DOT Physical (C Bilsborough) - January 2023	8020.05 · Employee Health	Tiburon	-96.81
			Inv #00167373-00, EE Hlth: DMV/DOT Physical (R Hage) - January 2023	8020.05 · Employee Health	Belvedere	-87.18
			Inv #00167373-00, EE Hlth: DMV/DOT Physical (R Hage) - January 2023	8020.05 · Employee Health	Tiburon:Paradise C...	-5.38
			Inv #00167373-00, EE Hlth: DMV/DOT Physical (R Hage) - January 2023	8020.05 · Employee Health	Tiburon	-122.44
			Inv #00167373-00, EE Hlth: DMV/DOT Physical (A Hill) - January 2023	8020.05 · Employee Health	Belvedere	-68.94
			Inv #00167373-00, EE Hlth: DMV/DOT Physical (A Hill) - January 2023	8020.05 · Employee Health	Tiburon:Paradise C...	-4.25
			Inv #00167373-00, EE Hlth: DMV/DOT Physical (A Hill) - January 2023	8020.05 · Employee Health	Tiburon	-96.81
			Inv #00167373-00, EE Hlth: DMV/DOT Physical (T Rubio) - January 2023	8020.05 · Employee Health	Belvedere	-68.94
			Inv #00167373-00, EE Hlth: DMV/DOT Physical (T Rubio) - January 2023	8020.05 · Employee Health	Tiburon:Paradise C...	-4.25
			Inv #00167373-00, EE Hlth: DMV/DOT Physical (T Rubio) - January 2023	8020.05 · Employee Health	Tiburon	-96.81
TOTAL						-725.00
9604	03/09/23	MidAmerica Administrative & Retireme...	HRA Retiree Health Reimb. Admin Fees, 4Q22 - March 2023	JP Morgan Chase - Primary 7399		
			Inv #DEC2022, HRA Retiree Health Reimb. Admin Fees, 4Q22 - March 2023	8022.05 · Reitree Health	Belvedere	-91.24
			Inv #DEC2022, HRA Retiree Health Reimb. Admin Fees, 4Q22 - March 2023	8022.05 · Reitree Health	Tiburon:Paradise C...	-5.63
			Inv #DEC2022, HRA Retiree Health Reimb. Admin Fees, 4Q22 - March 2023	8022.05 · Reitree Health	Tiburon	-128.13
TOTAL						-225.00
9605	03/09/23	Mill Valley Refuse Service, Inc.	Acct #032945, Garbage Service + 1 yd rental - March 2023	JP Morgan Chase - Primary 7399		
			Garbage Service, Including 1 yd trash + 1 yd cardboard rental - March 2023	7023 · Janitorial Supplies & Service	Belvedere	-107.18
			Garbage Service, Including 1 yd trash + 1 yd cardboard rental - March 2023	7023 · Janitorial Supplies & Service	Tiburon	-151.09
TOTAL						-258.27
9606	03/09/23	Mill Valley Refuse Service, Inc.	Acct #063092, SLUDGE TRANSPORT - February 2023	JP Morgan Chase - Primary 7399		
			Sludge Transport/Exchange only, 2.7.2023, 2.11.2023, 2.28.2023	7029 · Main Plant Sludge Disposal	Belvedere	-597.60
			Sludge Transport/Exchange only, 2.7.2023, 2.11.2023, 2.28.2023	7029 · Main Plant Sludge Disposal	Tiburon	-842.40
TOTAL						-1,440.00
9607	03/09/23	Miller Pacific Engineering Group	Geotech Srvcs, Tiburon - February 2023	JP Morgan Chase - Primary 7399		
			Inv #25582 (PO#160876), Geotech Srvcs - 12 Centro East., Tiburon (2.20.2023 - 2.26....	9301 · Tiburon Sewer Line Rehab Prog	Tiburon	-748.30
TOTAL						-748.30
9608	03/09/23	Nemesis Fire	M.P. Fire Suppression System Repair - January 2023	JP Morgan Chase - Primary 7399		
			Inv #23-00022 (PO#160879), Replace faulty valve at Fire Suppression System at M.P....	8515 · Safety	Belvedere	-268.71
			Inv #23-00022 (PO#160879), Replace faulty valve at Fire Suppression System at M.P....	8515 · Safety	Tiburon	-378.79
			Inv #23-00022 (PO#160879), Replace faulty valve at Fire Suppression System at M.P....	8510 · Data/Alarms/IT Supp & Licensing	Belvedere	-268.71
			Inv #23-00022 (PO#160879), Replace faulty valve at Fire Suppression System at M.P....	8510 · Data/Alarms/IT Supp & Licensing	Tiburon	-378.79
TOTAL						-1,295.00
9609	03/09/23	Office Depot	Acct #6011 5642 0308 4271, IT + Admin Supplies - February 2023	JP Morgan Chase - Primary 7399		
			Inv #291726373001: (2) Copy paper + IT Warranties - February 2023	6047 · Office Supplies	Belvedere	-109.69
			Inv #291726373001: (2) Copy paper + IT Warranties - February 2023	6047 · Office Supplies	Tiburon:Paradise C...	-6.76

Sanitary Distr. No.5 of Marin Co.

Warrant List Detail

February 10 through March 9, 2023

Num	Date	Name	Memo	Account	Class	Paid Amount
			Inv #291726373001: (2) Copy paper + IT Warranties - February 2023	6047 · Office Supplies	Tiburon	-154.05
			Inv #291723367001, #291726375001, #291726376001: 2 Dual Monitor stands + 4 mo...	8510 · Data/Alarms/IT Supp & Licensing	Belvedere	-430.49
			Inv #291723367001, #291726375001, #291726376001: 2 Dual Monitor stands + 4 mo...	8510 · Data/Alarms/IT Supp & Licensing	Tiburon:Paradise C...	-26.54
			Inv #291723367001, #291726375001, #291726376001: 2 Dual Monitor stands + 4 mo...	8510 · Data/Alarms/IT Supp & Licensing	Tiburon	-604.59
TOTAL						-1,332.12
9610	03/09/23	Pacific Gas & Electric	Acct #2908031411-4, Utilities - February 2023	JP Morgan Chase - Primary 7399		
			Acct #2908031411-4, Main Plant Utilities - February 2023	8542 · Main Plant Utilities	Belvedere	-6,356.13
			Acct #2908031411-4, P.C. Plant Utilities - February 2023	8543 · Paradise Cove Utilities	Tiburon:Paradise C...	-1,844.38
			Acct #2908031411-4, Main Plant Utilities - February 2023	8542 · Main Plant Utilities	Tiburon	-8,959.84
			Acct #2908031411-4, Belv Pump St Utilities - February 2023	8544 · Pump Station Utilities	Belvedere	-1,260.68
			Acct #2908031411-4, P.C. Pump St Utilities - February 2023	8544 · Pump Station Utilities	Tiburon:Paradise C...	-281.54
			Acct #2908031411-4, Tib Pump St Utilities - February 2023	8544 · Pump Station Utilities	Tiburon	-3,144.70
TOTAL						-21,847.27
9611	03/09/23	Perotti & Carrade	Client #1901 - Financial Services, FY21-22 SD5 Audit (PP#4) - January 2023	JP Morgan Chase - Primary 7399		
			Inv #101558, FY21-22 SD5 Audit (PP#4) - January 2023	6008 · Audit & Accounting	Belvedere	-2,392.45
			Inv #101558, FY21-22 SD5 Audit (PP#4) - January 2023	6008 · Audit & Accounting	Tiburon:Paradise C...	-147.50
			Inv #101558, FY21-22 SD5 Audit (PP#4) - January 2023	6008 · Audit & Accounting	Tiburon	-3,360.05
TOTAL						-5,900.00
9612	03/09/23	PLATT Electric Supply	Cust #02241 8759, M.P. Flare Rehab - February 2023	JP Morgan Chase - Primary 7399		
			Inv #3S86947 (PO#652179), Inv. #3Q41597 + Inv #3R17096 (PO#652175), M.P. supp...	7021 · Plant Maintenance Supplies	Belvedere	-142.64
			Inv #3S86947 (PO#652179), Inv. #3Q41597 + Inv #3R17096 (PO#652175), M.P. supp...	7021 · Plant Maintenance Supplies	Tiburon	-201.08
			Inv #3S86947 (PO#652179), Inv. #3Q41597 + Inv #3R17096 (PO#652175), M.P. supp...	7027 · Electrical & Instrument	Belvedere	-142.64
			Inv #3S86947 (PO#652179), Inv. #3Q41597 + Inv #3R17096 (PO#652175), M.P. supp...	7027 · Electrical & Instrument	Tiburon	-201.08
TOTAL						-687.44
9613	03/09/23	Ray Morgan Company	Acct#: TS27, LaserFishe Annual Software Support, April 2023 (FY23-24 AJE)	JP Morgan Chase - Primary 7399		
			LF Annual Software Support, 4.21.2023- 6.30.2023	8510 · Data/Alarms/IT Supp & Licensing	Belvedere	-276.25
			LF Annual Software Support, 4.21.2023- 6.30.2023	8510 · Data/Alarms/IT Supp & Licensing	Tiburon:Paradise C...	-17.03
			LF Annual Software Support, 4.21.2023- 6.30.2023	8510 · Data/Alarms/IT Supp & Licensing	Tiburon	-387.97
			LF Annual Software Support, 7.1.2023 - 4.20.2024 (FY23-24AJE)	8510 · Data/Alarms/IT Supp & Licensing	Belvedere	-828.74
			LF Annual Software Support, 7.1.2023 - 4.20.2024 (FY23-24AJE)	8510 · Data/Alarms/IT Supp & Licensing	Tiburon:Paradise C...	-51.09
			LF Annual Software Support, 7.1.2023 - 4.20.2024 (FY23-24AJE)	8510 · Data/Alarms/IT Supp & Licensing	Tiburon	-1,163.92
TOTAL						-2,725.00
9614	03/09/23	Roy's Sewer Service, Inc.	Tib & Belv P&L, December 2022 - February 2023	JP Morgan Chase - Primary 7399		
			Inv #22056, Cleared Line at 100 Eastview Ave., Belvedere, 12.26.2022	7011 · Pumps & Lines Maintenance	Belvedere	-668.85
			Inv #220470, Cleared Line at 333 Bella Vista Ave., Belvedere, 2.2.2023	7011 · Pumps & Lines Maintenance	Belvedere	-195.00
			Inv #220810, Cleared line at 25 Beach Rd., Belvedere - Cleared 4" main, 2.16.2023	7011 · Pumps & Lines Maintenance	Belvedere	-243.75
TOTAL						-1,107.60
9615	03/09/23	SERVICE TOOL	Cust #56156, M.P. Supplies - February 2023	JP Morgan Chase - Primary 7399		

Sanitary Distr. No.5 of Marin Co.

Warrant List Detail

February 10 through March 9, 2023

03/07/23

Num	Date	Name	Memo	Account	Class	Paid Amount
			Inv #S5496847.002 (PO#652169): M.P. Supplies - February 2023	7021 · Plant Maintenance Supplies	Belvedere	-95.62
			Inv #S5496847.002 (PO#652169): M.P. Supplies - February 2023	7021 · Plant Maintenance Supplies	Tiburon	-134.80
			Inv #S5498223.001 (PO#652170): M.P. Tools (Ladder) - February 2023	7022 · Plant Maint. Parts & Service	Belvedere	-102.02
			Inv #S5498223.001 (PO#652170): M.P. Tools (Ladder) - February 2023	7022 · Plant Maint. Parts & Service	Tiburon	-143.80
TOTAL						-476.24
9616	03/09/23	Shape Incorporated	Acct #400M14, P.C. Pumps - February 2023	JP Morgan Chase - Primary 7399		
			Inv #1919 (PO#954010), Parts for re-build of grinder pumps at Paradise Cove Plant - ...	7041 · Paradise Parts & Service	Tiburon:Paradise C...	-8,708.04
TOTAL						-8,708.04
9617	03/09/23	Solenis, LLC	Pyr #: 441488, M.P. Chemicals - February 2023	JP Morgan Chase - Primary 7399		
			Inv #132213501 (PO#183625), M.P. Maint, Chemicals - Praestol (\$1.85/ lb.) for Screw...	7024 · Main Plant Chemicals	Belvedere	-2,070.49
			Inv #132213501 (PO#183625), M.P. Maint, Chemicals - Praestol (\$1.85/ lb.) for Screw...	7024 · Main Plant Chemicals	Tiburon	-2,918.64
TOTAL						-4,989.13
9618	03/09/23	Special District Risk Management Aut...	Member #7665, Life, Vision, DDS & LTD Ins. - April 2023	JP Morgan Chase - Primary 7399		
			Employee Life & ADD Insurance - Inv #H41149 - April 2023	8020.05 · Employee Health	Belvedere	-82.72
			Employee Life & ADD Insurance - Inv #H41149 - April 2023	8020.05 · Employee Health	Tiburon:Paradise C...	-5.10
			Employee Life & ADD Insurance - Inv #H41149 - April 2023	8020.05 · Employee Health	Tiburon	-116.18
			Employee LTD Insurance - Inv #H41149 - April 2023	8020.05 · Employee Health	Belvedere	-201.11
			Employee LTD Insurance - Inv #H41149 - April 2023	8020.05 · Employee Health	Tiburon:Paradise C...	-12.40
			Employee LTD Insurance - Inv #H41149 - April 2023	8020.05 · Employee Health	Tiburon	-282.45
			Employee DDS Insurance - Inv #H41149 - April 2023	8020.05 · Employee Health	Belvedere	-534.42
			Employee DDS Insurance - Inv #H41149 - April 2023	8020.05 · Employee Health	Tiburon:Paradise C...	-32.95
			Employee DDS Insurance - Inv #H41149 - April 2023	8020.05 · Employee Health	Tiburon	-750.57
			Employee Vision Insurance - Inv #H41149 - April 2023	8020.05 · Employee Health	Belvedere	-92.21
			Employee Vision Insurance - Inv #H41149 - April 2023	8020.05 · Employee Health	Tiburon:Paradise C...	-5.69
			Employee Vision Insurance - Inv #H41149 - April 2023	8020.05 · Employee Health	Tiburon	-129.51
TOTAL						-2,245.31
9619	03/09/23	Terminix Processing Center	Acct #327163, Pest Control, FY23-24 (AJE FY23-24)	JP Morgan Chase - Primary 7399		
			Inv #0000, Pest (Insect & Rodent) Control @ M.P., 3.1.2023 - 6.30.2023	7028 · Grounds Maintenance	Belvedere	-192.84
			Inv #0000, Pest (Insect & Rodent) Control @ M.P., 3.1.2023 - 6.30.2023	7028 · Grounds Maintenance	Tiburon	-271.83
			Inv #0000, Pest (Insect & Rodent) Control @ M.P. 7.1.2021 - 6.30.2022 (AJEFY23-24)	7028 · Grounds Maintenance	Belvedere	-385.67
			Inv #0000, Pest (Insect & Rodent) Control @ M.P. 7.1.2021 - 6.30.2022 (AJEFY23-24)	7028 · Grounds Maintenance	Tiburon	-543.66
TOTAL						-1,394.00
9620	03/09/23	U.S. Bank	Acct#: 4246 0470 0067 9545 - January - February 2023	JP Morgan Chase - Primary 7399		
			Owl + TV/Monitor, etc., Zoom + Staff Meetings at SD5 - January - February 2023	6018.1 · Meetings & Travel	Belvedere	-532.06
			Owl + TV/Monitor, etc., Zoom + Staff Meetings at SD5 - January - February 2023	6018.1 · Meetings & Travel	Tiburon:Paradise C...	-32.80
			Owl + TV/Monitor, etc., Zoom + Staff Meetings at SD5 - January - February 2023	6018.1 · Meetings & Travel	Tiburon	-747.24
			(RC+AB+TR) Travel Accomodations - Conferences - January - February 2023	6018.1 · Meetings & Travel	Belvedere	-490.29
			(RC+AB+TR) Travel Accomodations - Conferences - January - February 2023	6018.1 · Meetings & Travel	Tiburon:Paradise C...	-30.23
			(RC+AB+TR) Travel Accomodations - Conferences - January - February 2023	6018.1 · Meetings & Travel	Tiburon	-688.57
			Cont'g Ed +/-or ConferencesTravel Accomodations - January - February 2023	6020 · Continuing Education	Belvedere	-490.29
			Cont'g Ed +/-or ConferencesTravel Accomodations - January - February 2023	6020 · Continuing Education	Tiburon:Paradise C...	-30.23
			Cont'g Ed +/-or ConferencesTravel Accomodations - January - February 2023	6020 · Continuing Education	Tiburon	-688.58

Sanitary Distr. No.5 of Marin Co.

Warrant List Detail

February 10 through March 9, 2023

03/07/23

Num	Date	Name	Memo	Account	Class	Paid Amount
			Mmberships - January - February 2023	6025 · Dues & Subscriptions	Belvedere	-10.14
			Mmberships - January - February 2023	6025 · Dues & Subscriptions	Tiburon:Paradise C...	-0.63
			Mmberships - January - February 2023	6025 · Dues & Subscriptions	Tiburon	-14.23
			Office & Admin supplies (Calendars + planners), Amazon - January - February 2023	6047 · Office Supplies	Belvedere	-123.03
			Office Depot - Office & Admin supplies (Calendars + planners) - January - February 20...	6047 · Office Supplies	Tiburon:Paradise C...	-7.59
			Office Depot - Office & Admin supplies (Calendars + planners) - January - February 20...	6047 · Office Supplies	Tiburon	-172.78
			Plant Supplies - M.P. Supplies + Parts - January - February 2023	7021 · Plant Maintenance Supplies	Belvedere	-47.86
			Plant Supplies - M.P. Supplies + Parts - January - February 2023	7021 · Plant Maintenance Supplies	Tiburon	-67.46
			Plant Parts & Service - January - February 2023	7022 · Plant Maint. Parts & Service	Belvedere	-970.70
			Plant Parts & Service- January - February 2023	7022 · Plant Maint. Parts & Service	Tiburon	-1,368.33
			Janitorial supplies - January - February 2023	7023 · Janitorial Supplies & Service	Belvedere	-1,303.45
			Janitorial supplies - January - February 2023	7023 · Janitorial Supplies & Service	Tiburon	-1,837.40
			Lab supplies - Amazon - January - February 2023	7025 · Lab Supplies & Chemicals	Belvedere	-134.96
			Lab supplies - Amazon - January - February 2023	7025 · Lab Supplies & Chemicals	Tiburon	-190.25
			SD5 Fleet Maintenance/supplies - January - February 2023	7072 · Maintenance	Belvedere	-118.98
			SD5 Fleet Maintenance/supplies - January - February 2023	7072 · Maintenance	Tiburon:Paradise C...	-7.34
			SD5 Fleet Maintenance/supplies - January - February 2023	7072 · Maintenance	Tiburon	-167.10
			IT needs (monitors, keyboards, "mice") etc. - January - February 2023	8510 · Data/Alarms/IT Supp & Licensing	Belvedere	-611.19
			IT needs (monitors, keyboards, "mice") etc. - January - February 2023	8510 · Data/Alarms/IT Supp & Licensing	Tiburon:Paradise C...	-37.68
			IT needs (monitors, keyboards, "mice") etc. - January - February 2023	8510 · Data/Alarms/IT Supp & Licensing	Tiburon	-858.38
			Safety Supplies - January - February 2023	8515 · Safety	Belvedere	-157.83
			Safety Supplies - January - February 2023	8515 · Safety	Tiburon:Paradise C...	-9.73
			Safety Supplies - January - February 2023	8515 · Safety	Tiburon	-221.67
			PPE (R Hage set up) - January - February 2023	8520 · Personal Protection/Safety Wear	Belvedere	-310.78
			PPE (R Hage set up) - January - February 2023	8520 · Personal Protection/Safety Wear	Tiburon:Paradise C...	-19.16
			PPE (R Hage set up) - January - February 2023	8520 · Personal Protection/Safety Wear	Tiburon	-436.47
			TOTAL			-12,935.41
9621	03/09/23	ULINE	Cust ID#:24834323, Lab supplies - January 2023	JP Morgan Chase - Primary 7399		
			Inv #159926388 (PO#CB953669), Cabinets - February 2023	7025 · Lab Supplies & Chemicals	Belvedere	-508.30
			Inv #159926388 (PO#CB953669), Cabinets - February 2023	7025 · Lab Supplies & Chemicals	Tiburon	-716.53
			TOTAL			-1,224.83
9622	03/09/23	Univar	Cust ID #STDT001, Chemicals - February 2023	JP Morgan Chase - Primary 7399		
			Inv #50950712 (PO #AB655737), Sodium Bisulfite 25% (\$1.4750/Gal) - February 2023	7024 · Main Plant Chemicals	Belvedere	-3,123.80
			Inv #50950712 (PO #AB655737), Sodium Bisulfite 25% (\$1.4750/Gal) - February 2023	7025 · Lab Supplies & Chemicals	Tiburon:Paradise C...	-192.59
			Inv #50950712 (PO #AB655737), Sodium Bisulfite 25% (\$1.4750/Gal) - February 2023	7024 · Main Plant Chemicals	Tiburon	-4,387.18
			TOTAL			-7,703.57
9623	03/09/23	USABlueBook	Cust #933682, M.P. Parts & Lab Supplies - February 2023	JP Morgan Chase - Primary 7399		
			Inv #272099 (PO#655735), Multi-purpose scraper+CorePRO samplers - February 2023	7021 · Plant Maintenance Supplies	Belvedere	-79.53
			Inv #272099 (PO#655735), Multi-purpose scraper+CorePRO samplers - February 2023	7021 · Plant Maintenance Supplies	Tiburon	-112.10
			Inv #276530 (PO#655742) - Microflex Safety Gloves - February 2023	8515 · Safety	Belvedere	-412.52
			Inv #276530 (PO#655742) - Microflex Safety Gloves - February 2023	8515 · Safety	Tiburon:Paradise C...	-25.43
			Inv #276530 (PO#655742) - Microflex Safety Gloves - February 2023	8515 · Safety	Tiburon	-579.35
			Inv #261603 (PO#655730) - Bio Sanitizer Tabs 2-5/8' - February 2023	7025 · Lab Supplies & Chemicals	Belvedere	-184.61
			Inv #261603 (PO#655730) - Bio Sanitizer Tabs 2-5/8' - February 2023	7025 · Lab Supplies & Chemicals	Tiburon	-260.24
			TOTAL			-1,653.78
9624	03/09/23	Verizon Wireless	Acct #0342125502-00001: iPhones & BPS Comm - March - April 2023	JP Morgan Chase - Primary 7399		

Sanitary Distr. No.5 of Marin Co.

Warrant List Detail

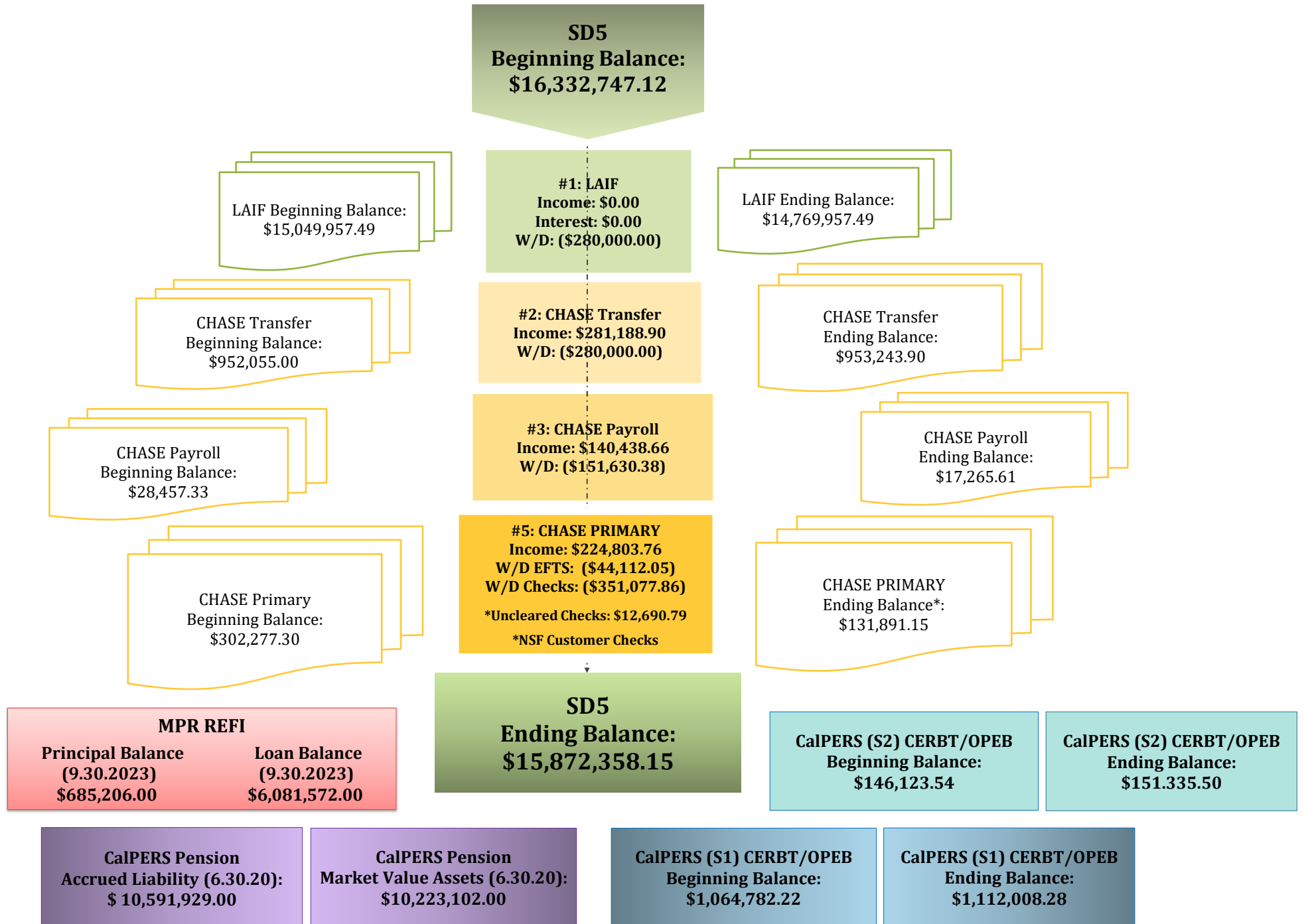
February 10 through March 9, 2023

03/07/23

Num	Date	Name	Memo	Account	Class	Paid Amount
			Inv #9901157584: Monthly SD5 EE Cell phone Charges (@ \$175/mo.Plan+\$15/ea EE...	8531 · Main Plant Telephones	Belvedere	-174.15
			Inv #9901157584: Monthly SD5 EE Cell phone Charges (@ \$175/mo.Plan+\$15/ea EE...	8532 · Paradise Cove Telephones	Tiburon:Paradise C...	-10.74
			Inv #9901157584: Monthly SD5 EE Cell phone Charges (@ \$175/mo.Plan+\$15/ea EE...	8531 · Main Plant Telephones	Tiburon	-244.59
			Inv #9901157584: Monthly Charges for BPS Telephone lines (BPS#2, #13+#14 / Telst...	8533 · Pumps & Lines Telephones	Belvedere	-35.00
			Inv #9901157584: Monthly Charges for P.C. PS Telephone lines (SF#1+#2+P.C. Plant...	8533 · Pumps & Lines Telephones	Tiburon:Paradise C...	-35.00
			Inv #9901157584: Taxes, Gov't Surcharges & Fees - February - March 2023	8531 · Main Plant Telephones	Belvedere	-4.29
			Inv #9901157584: Taxes, Gov't Surcharges & Fees - February - March 2023	8532 · Paradise Cove Telephones	Tiburon:Paradise C...	-0.26
			Inv #9901157584: Taxes, Gov't Surcharges & Fees - February - March 2023	8531 · Main Plant Telephones	Tiburon	-6.04
			Refund for returned phones & Otter Boxes	8531 · Main Plant Telephones	Belvedere	76.92
			Refund for returned phones & Otter Boxes	8532 · Paradise Cove Telephones	Tiburon:Paradise C...	4.74
			Refund for returned phones & Otter Boxes	8531 · Main Plant Telephones	Tiburon	108.03
TOTAL						-320.38
9625	03/09/23	Waste Management of Redwood Landfill	Acct #3-78482-75002, Sludge Disposal - February 2023	JP Morgan Chase - Primary 7399		
			Inv #0107438-1507-7, Sludge Disposal - 2 pick-ups @ 16.78 tons - February 2023	7029 · Main Plant Sludge Disposal	Belvedere	-295.65
			Inv #0107438-1507-7, Sludge Disposal - 2 pick-ups @ 16.78 tons - February 2023	7043 · Paradise Sludge Disposal	Tiburon:Paradise C...	-18.23
			Inv #0107438-1507-7, Sludge Disposal - 2 pick-ups @ 16.78 tons - February 2023	7029 · Main Plant Sludge Disposal	Tiburon	-415.22
TOTAL						-729.10
9626	03/09/23	Water Components & Building Supply	Acct #454, Lab Supplies - February 2023	JP Morgan Chase - Primary 7399		
			Inv #30601792 (PO#PC952157), Lab Supplies - February 2023	7025 · Lab Supplies & Chemicals	Belvedere	-36.00
			Inv #30601792 (PO#PC952157), Lab Supplies - February 2023	7025 · Lab Supplies & Chemicals	Tiburon	-50.74
TOTAL						-86.74
9627	03/09/23	WorkSmart Automation, Inc.	SD5 Comm System Maintenance - March 2023	JP Morgan Chase - Primary 7399		
			Inv #5208, SCADA TopView troubleshooting: disconnection at modem - March 2023	9403.1 · Cellular	Tiburon:Paradise C...	-555.00
TOTAL						-555.00
9628	03/09/23	Zions Bank Corporation, N.A.	CB&T: #000140000098948, MPR Refi, March 2023	JP Morgan Chase - Primary 7399		
			#000140000098948 - MPR Refi Pmt - Interest due 4/1/23 (B: 35.22%)	9735 · MPR Refi - Interest	Belvedere	-26,487.55
			#000140000098948 - MPR Refi Pmt - Interest due 4/1/23 (T: 64.78%)	9735 · MPR Refi - Interest	Tiburon	-48,718.45
TOTAL						-75,206.00
9629	03/09/23	Rosser, John	S/B Mileage Reimb. - February 2023	JP Morgan Chase - Primary 7399		
			Belvedere Call-out, 2.28.2023	6018.1 · Meetings & Travel	Tiburon:Paradise C...	-57.36
TOTAL						-57.36
9630	03/09/23	Triola, Joseph	S/B Mileage Reimb. - February 2023	JP Morgan Chase - Primary 7399		
			Belvedere Call-out, 2.11.2023	6018.1 · Meetings & Travel	Belvedere	-58.75
TOTAL						-58.75

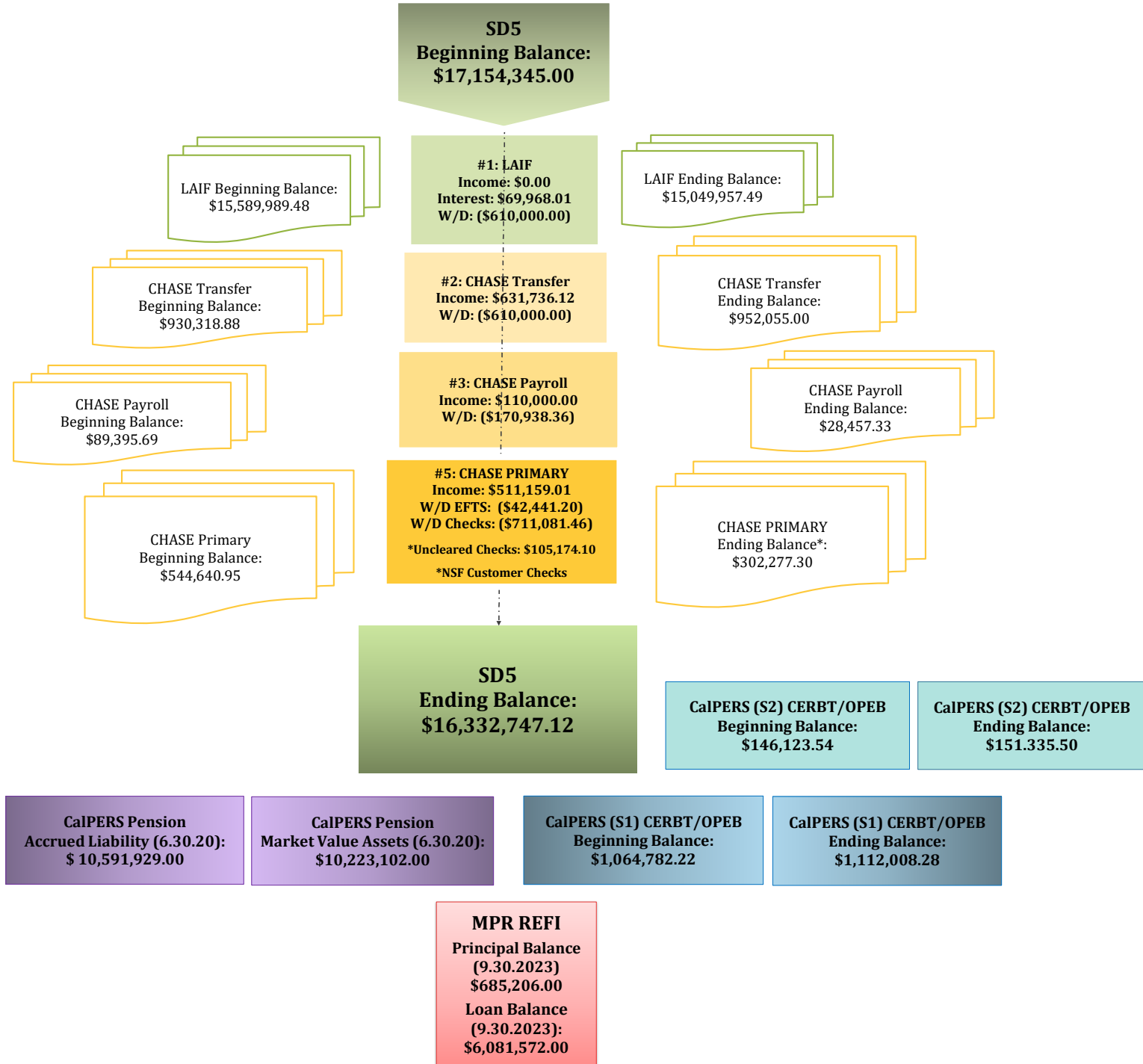
CASH FLOW CHART

SANITARY DISTRICT NO. 5 OF MARIN COUNTY: February 2023



CASH FLOW CHART

SANITARY DISTRICT NO. 5 OF MARIN COUNTY: January 2023





NOTICE OF AUTOMATIC PAYMENT

Paychex of New York LLC
1535 Scenic Avenue Suite 100
Costa Mesa CA 92626

Client # 0082 Y400-2116
Invoice # 2023021301

AUTOMATIC PAYMENT \$317.67

This amount will be deducted from the following bank account at or after 12:01 A.M on 2/15/23.

XXXXXXXXXXXXXXXXX506

ADDRESS SERVICE REQUESTED

0082 Y400-2116
SANITARY DISTRICT NO 5
2001 Paradise Dr
Tiburon, California 94920-1937

For questions regarding your account, please call (844) 729-9247

Page 1 of 1

ACCOUNT SUMMARY				AMOUNT
Previous Balance on Invoice#2023012601 Due 01/31/23				312.64
Payment Received - Thank You				-312.64
Balance Forward				0.00
Total New Charges				317.67
Account Balance (Includes Balance Forward, New Charges, and Pending Automatic Payments)				317.67

CHECK DATE	DESCRIPTION OF SERVICE	PROCESSING DATE	# TRANSACTIONS	AMOUNT
NEW CHARGES				
02/15/23	Paychex Productivity	02/13/23	14	339.10
	Client Discount			-37.97
	Delivery		1	16.54
	Total New Charges			317.67
Automatic Payment (Includes New Charges and applicable credits from Balance Forward above)				317.67

dr
r

Thank you for choosing Paychex.

CASH REQUIREMENTS

CASH REQUIRED FOR NEGOTIABLE CHECKS &/OR ELECTRONIC FUNDS TRANSFERS (EFT) FOR CHECK DATE 02/15/23: \$71,400.20

IMPORTANT COVID-19 INFORMATION: If you filed IRS Form 7200, please notify your Paychex representative to avoid owing a balance at the end of the quarter and ensure your Form 941 is accurate.

TRANSACTION SUMMARY

SUMMARY BY TRANSACTION TYPE -	TOTAL ELECTRONIC FUNDS TRANSFER (EFT)	71,400.20	
	CASH REQUIRED FOR NEGOTIABLE CHECKS &/OR EFT	71,400.20	
	TOTAL REMAINING DEDUCTIONS / WITHHOLDINGS / LIABILITIES	6,670.40	
	CASH REQUIRED FOR CHECK DATE 02/15/23	78,070.60	

TRANSACTION DETAIL

ELECTRONIC FUNDS TRANSFER - Your financial institution will initiate transfer to Paychex at or after 12:01 A.M. on transaction date.

<u>TRANS. DATE</u>	<u>BANK NAME</u>	<u>ACCOUNT NUMBER</u>	<u>PRODUCT</u>	<u>DESCRIPTION</u>	<u>BANK DRAFT AMOUNTS & OTHER TOTALS</u>
02/14/23	JPMORGAN CHASE BANK,	xxxxxxxxxxxxx506	Direct Deposit	Net Pay Allocations	45,711.60
					EFT FOR 02/14/23
02/15/23	JPMORGAN CHASE BANK,	xxxxxxxxxxxxx506	Taxpay®	Employee Withholdings	45,711.60
					4,451.66
					1,041.14
					10,004.08
					4,493.76
					19,990.64
					4,451.67
					1,041.13
					15.62
					69.85
					117.08
					2.61
					5,697.96
					25,688.60
					EFT FOR 02/15/23
					25,688.60
					TOTAL EFT
					71,400.20

REMAINING DEDUCTIONS / WITHHOLDINGS / LIABILITIES - Paychex does not remit these funds. You must ensure accurate and timely payment of applicable items.

<u>TRANS. DATE</u>	<u>BANK NAME</u>	<u>ACCOUNT NUMBER</u>	<u>PRODUCT</u>	<u>DESCRIPTION</u>	<u>TOTAL</u>
02/15/23	Refer to your records for account Information		Payroll	Employee Deductions	
					3,439.67
					1,847.12
					812.00
					194.61



NOTICE OF AUTOMATIC PAYMENT

Paychex of New York LLC
1535 Scenic Avenue Suite 100
Costa Mesa CA 92626

Client # 0082 Y400-2116
Invoice # 2023021601

AUTOMATIC PAYMENT \$317.67

This amount will be deducted from the following bank account at or after 12:01 A.M on 2/28/23.

XXXXXXXXXXXXXXXXX506

ADDRESS SERVICE REQUESTED

0082 Y400-2116
SANITARY DISTRICT NO 5
2001 Paradise Dr
Tiburon, California 94920-1937

For questions regarding your account, please call (844) 729-9247

ACCOUNT SUMMARY				AMOUNT
Previous Balance on Invoice#2023021301 Due 02/15/23				317.67
Payment Received - Thank You				-317.67
Balance Forward				0.00
Total New Charges				317.67
Account Balance (Includes Balance Forward, New Charges, and Pending Automatic Payments)				317.67

CHECK DATE	DESCRIPTION OF SERVICE	PROCESSING DATE	# TRANSACTIONS	AMOUNT
NEW CHARGES				
02/28/23	Paychex Productivity	02/16/23	14	339.10
	Delivery		1	16.54
	Client Discount			-37.97
	Total New Charges			317.67
Automatic Payment (Includes New Charges and applicable credits from Balance Forward above)				317.67

Thank you for choosing Paychex.

Sanitary Distr. No.5 of Marin Co.
Comparative Balance Sheet
As of February 28, 2023

	<u>Feb 28, 23</u>	<u>Jan 31, 23</u>	<u>\$ Change</u>
ASSETS			
Current Assets			
Checking/Savings			
JP Morgan Chase - Payroll 7506	16,815.61	28,007.33	-11,191.72
JP Morgan Chase - Primary 7399	519,650.36	597,553.20	-77,902.84
JP Morgan Chase - Transfer 7522	553,243.90	552,055.00	1,188.90
Local Agency Investment Fund			
Belvedere			
Belvedere Capital & CIP Reserve	2,660,286.48	2,645,613.01	14,673.47
Belvedere Disaster Recovery Fnd	356,250.00	356,250.00	0.00
Belvedere Operating	3,054,919.63	3,237,244.44	-182,324.81
Belvedere Operating Reserve	516,923.05	516,923.05	0.00
Belvedere PERS Retirement Trust	356,250.00	356,250.00	0.00
Total Belvedere	<u>6,944,629.16</u>	<u>7,112,280.50</u>	<u>-167,651.34</u>
Tiburon			
Tiburon Capital & CIP Reserve	4,747,814.04	4,730,239.53	17,574.51
Tiburon Disaster Recovery Fund	643,750.00	643,750.00	0.00
Tiburon Operating	1,106,084.29	1,236,007.46	-129,923.17
Tiburon Operating Reserve	683,930.00	683,930.00	0.00
Tiburon PERS Retirement Trust	643,750.00	643,750.00	0.00
Total Tiburon	<u>7,825,328.33</u>	<u>7,937,676.99</u>	<u>-112,348.66</u>
Total Local Agency Investment Fund	<u>14,769,957.49</u>	<u>15,049,957.49</u>	<u>-280,000.00</u>
Total Checking/Savings	<u>15,859,667.36</u>	<u>16,227,573.02</u>	<u>-367,905.66</u>
Accounts Receivable			
Accounts Receivable	58,223.96	81,821.72	-23,597.76
Total Accounts Receivable	<u>58,223.96</u>	<u>81,821.72</u>	<u>-23,597.76</u>
Other Current Assets	<u>881.92</u>	<u>881.92</u>	<u>0.00</u>
Total Current Assets	<u>15,918,773.24</u>	<u>16,310,276.66</u>	<u>-391,503.42</u>
Fixed Assets	<u>19,118,200.30</u>	<u>19,118,200.30</u>	<u>0.00</u>
TOTAL ASSETS	<u>35,036,973.54</u>	<u>35,428,476.96</u>	<u>-391,503.42</u>
LIABILITIES & EQUITY			
Liabilities	7,334,118.77	7,334,118.77	0.00
Equity			
3900 - Net Assets	28,056,157.76	28,056,157.76	0.00
Net Income	-353,302.99	38,200.43	-391,503.42
Total Equity	<u>27,702,854.77</u>	<u>28,094,358.19</u>	<u>-391,503.42</u>
TOTAL LIABILITIES & EQUITY	<u>35,036,973.54</u>	<u>35,428,476.96</u>	<u>-391,503.42</u>

Sanitary Distr. No.5 of Marin Co.
Annual Budget vs Actual Expenses
 July 2022 through February 2023

Item #2B

	Jul '22 - Feb 23	Budget	\$ Over Budget	% of Bu...
Ordinary Income/Expense				
Income				
5000 · Property Taxes				
5001.2 · TEETER	526,200.28	875,000.00	-348,799.72	60.1%
5002 · UNSEC	16,908.88	16,000.00	908.88	105.7%
5003 · PUNS / PRIOR UNSECURED	955.59	300.00	655.59	318.5%
5004 · REDEMPTION / RDMPT	637.97	0.00	637.97	100.0%
5006 · SPLU	1,110.61	500.00	610.61	222.1%
5041 · SUPSEC	15,966.16	15,000.00	966.16	106.4%
5043 · SECU	0.00	0.00	0.00	0.0%
5046 · Excess ERAF	215,800.40	901,664.00	-685,863.60	23.9%
5280 · HOPTR	1,800.51	3,333.00	-1,532.49	54.0%
5483 · Other tax	5,399.65	0.00	5,399.65	100.0%
Total 5000 · Property Taxes	784,780.05	1,811,797.00	-1,027,016.95	43.3%
5007 · Sewer Service Charge				
5007.1 · Sewer Service - Tiburon Ops	1,457,491.27	2,368,000.00	-910,508.73	61.5%
5007.2 · Sewer Service-Belv Ops	987,844.71	1,570,581.00	-582,736.29	62.9%
5007.3 · Sewer Service-Belv Cap	308,467.13	605,719.00	-297,251.87	50.9%
5007.4 · Other User Fees	39,085.20	38,700.00	385.20	101.0%
5007.5 · Sewer Service - Tiburon Cap	16,748.13	0.00	16,748.13	100.0%
Total 5007 · Sewer Service Charge	2,809,636.44	4,583,000.00	-1,773,363.56	61.3%
5201 · Interest				
5201.1 · Interest County of Marin	18.13	0.00	18.13	100.0%
5201.2 · Interest LAIF	120,214.63	100,000.00	20,214.63	120.2%
Total 5201 · Interest	120,232.76	100,000.00	20,232.76	120.2%
5900.10 · Paradise Sewer Line Ext. Fees	0.00	14,040.00	-14,040.00	0.0%
5900.3 · Connection Fees				
5900.30 · Connection Permit Fees	13,234.00	10,000.00	3,234.00	132.3%
5900.31 · Collection	146,015.20	125,000.00	21,015.20	116.8%
5900.34 · Treatment	191,222.80	125,000.00	66,222.80	153.0%
Total 5900.3 · Connection Fees	350,472.00	260,000.00	90,472.00	134.8%
5900.4 · Inspection Permit Fees	9,800.00	10,000.00	-200.00	98.0%
5900.5 · SASM Expense Reimb.	59,948.55	100,000.00	-40,051.45	59.9%
5900.9 · Other Income	0.00	100.00	-100.00	0.0%
Total Income	4,134,869.80	6,878,937.00	-2,744,067.20	60.1%
Gross Profit	4,134,869.80	6,878,937.00	-2,744,067.20	60.1%
Expense				
6000 · Administrative Expenses				
6001 · Advertising	455.00	1,000.00	-545.00	45.5%
6002 · Outreach & Newsletter	20.00	1,000.00	-980.00	2.0%
6008 · Audit & Accounting	29,292.80	40,000.00	-10,707.20	73.2%
6017 · Consulting Fees	72,526.37	100,000.00	-27,473.63	72.5%
6018 · Travel & Meetings				
6018.1 · Meetings & Travel	9,452.10	17,000.00	-7,547.90	55.6%
6018.2 · Standby Mileage Expense Reimb	2,128.90	8,000.00	-5,871.10	26.6%
Total 6018 · Travel & Meetings	11,581.00	25,000.00	-13,419.00	46.3%
6020 · Continuing Education	5,022.44	10,000.00	-4,977.56	50.2%
6021 · County Fees	9,787.67	16,590.00	-6,802.33	59.0%
6024 · Director Fees	3,200.00	9,000.00	-5,800.00	35.6%
6025 · Dues & Subscriptions	31,232.83	31,000.00	232.83	100.8%
6026 · Elections	0.00	9,000.00	-9,000.00	0.0%
6033 · Insurance Property & Liability				
6033.1 · PLP Public Entity Phys Damage	84,729.14	45,000.00	39,729.14	188.3%
6033.2 · General Liability	0.00	58,000.00	-58,000.00	0.0%
6033.3 · Physical Property Damage - Auto	4,298.00	8,000.00	-3,702.00	53.7%
Total 6033 · Insurance Property & Liability	89,027.14	111,000.00	-21,972.86	80.2%

Sanitary Distr. No.5 of Marin Co.
Annual Budget vs Actual Expenses
 July 2022 through February 2023

	Jul '22 - Feb 23	Budget	\$ Over Budget	% of Bu...
6039 · Legal	13,185.00	50,000.00	-36,815.00	26.4%
6047 · Office Supplies	3,149.05	10,000.00	-6,850.95	31.5%
6056 · Postage	764.58	1,200.00	-435.42	63.7%
6059 · Pollution Prevention/Public Edu	2,011.44	5,000.00	-2,988.56	40.2%
6065 · Miscellaneous Expense	290.20	0.00	290.20	100.0%
Total 6000 · Administrative Expenses	271,545.52	419,790.00	-148,244.48	64.7%
7000 · Ops & Maintenance Expenses				
7010 · Pumps & Lines Maintenance				
7011 · Pumps & Lines Maintenance	40,166.82	100,000.00	-59,833.18	40.2%
7013 · Emergency Line Repair	49,000.00	100,000.00	-51,000.00	49.0%
Total 7010 · Pumps & Lines Maintenance	89,166.82	200,000.00	-110,833.18	44.6%
7020 · Main Plant Maintenance				
7021 · Plant Maintenance Supplies	51,484.04	80,000.00	-28,515.96	64.4%
7022 · Plant Maint. Parts & Service	330,400.67	300,000.00	30,400.67	110.1%
7023 · Janitorial Supplies & Service	4,220.88	9,000.00	-4,779.12	46.9%
7024 · Main Plant Chemicals	62,411.52	120,000.00	-57,588.48	52.0%
7025 · Lab Supplies & Chemicals	12,951.27	21,000.00	-8,048.73	61.7%
7027 · Electrical & Instrument	2,897.01	15,000.00	-12,102.99	19.3%
7028 · Grounds Maintenance	1,933.47	5,000.00	-3,066.53	38.7%
7029 · Main Plant Sludge Disposal	19,823.20	50,000.00	-30,176.80	39.6%
Total 7020 · Main Plant Maintenance	486,122.06	600,000.00	-113,877.94	81.0%
7040 · Paradise Cove Plant Maint				
7041 · Paradise Parts & Service	13,736.25	20,000.00	-6,263.75	68.7%
7042 · Paradise Supplies & Chemicals	1,022.59	6,500.00	-5,477.41	15.7%
7043 · Paradise Sludge Disposal	4,298.54	6,000.00	-1,701.46	71.6%
Total 7040 · Paradise Cove Plant Maint	19,057.38	32,500.00	-13,442.62	58.6%
7050 · Monitoring				
7051 · Main Plant Lab Monitoring	27,688.77	45,000.00	-17,311.23	61.5%
7052 · Paradise Cove Monitoring	2,974.68	12,500.00	-9,525.32	23.8%
Total 7050 · Monitoring	30,663.45	57,500.00	-26,836.55	53.3%
7060 · Permits/Fees				
7061 · Main Plant NPDES Renewal	5,443.25	40,000.00	-34,556.75	13.6%
7062 · Permits/Fees - General	38,111.62	50,000.00	-11,888.38	76.2%
7063 · Paradise Cove Permits/Fees	8,256.76	9,000.00	-743.24	91.7%
Total 7060 · Permits/Fees	51,811.63	99,000.00	-47,188.37	52.3%
7070 · Truck Maintenance				
7071 · Fuel	11,236.81	15,000.00	-3,763.19	74.9%
7072 · Maintenance	30,085.01	30,000.00	85.01	100.3%
Total 7070 · Truck Maintenance	41,321.82	45,000.00	-3,678.18	91.8%
Total 7000 · Ops & Maintenance Expenses	718,143.16	1,034,000.00	-315,856.84	69.5%
8000 · Salaries and Benefits Expenses				
8001 · Salaries	903,196.74	1,504,000.00	-600,803.26	60.1%
8003 · Overtime	150,459.39	200,000.00	-49,540.61	75.2%
8004 · Standby Pay	56,313.37	80,000.00	-23,686.63	70.4%
8005 · Employee Incentives	13,000.00	60,000.00	-47,000.00	21.7%
8006 · Vacation Buyout	49,143.24	65,000.00	-15,856.76	75.6%
8013 · Payroll Taxes	77,043.00	162,665.00	-85,622.00	47.4%
8015 · Payroll/Bank Fees	4,429.96	101,047.00	-96,617.04	4.4%
8016 · Car Allowance	6,000.00	6,000.00	0.00	100.0%
8019 · PERS Retirement				
8019.05 · PERS Retirement	109,826.90	262,992.00	-153,165.10	41.8%
8019.06 · PERS Retirement - RBP	0.00	350.00	-350.00	0.0%
8019.08 · PERS Retirement - CalPERS UAL	9,503.04	0.00	9,503.04	100.0%
Total 8019 · PERS Retirement	119,329.94	263,342.00	-144,012.06	45.3%

Sanitary Distr. No.5 of Marin Co.
Annual Budget vs Actual Expenses
 July 2022 through February 2023

	Jul '22 - Feb 23	Budget	\$ Over Budget	% of Bu...
8020 · Employee Health				
8020.05 · Employee Health	185,749.46	319,272.00	-133,522.54	58.2%
8021 · Employee Health Deductions	-2,780.62	0.00	-2,780.62	100.0%
Total 8020 · Employee Health	182,968.84	319,272.00	-136,303.16	57.3%
8022 · Retiree Health				
8022.05 · Retiree Health	59,297.15	91,592.00	-32,294.85	64.7%
8022.10 · CERBT/OPEB Annual Arc Contribtn	0.00	118,400.00	-118,400.00	0.0%
Total 8022 · Retiree Health	59,297.15	209,992.00	-150,694.85	28.2%
8023 · Workers Comp Insurance	27,636.99	57,275.00	-29,638.01	48.3%
Total 8000 · Salaries and Benefits Expenses	1,648,818.62	3,028,593.00	-1,379,774.38	54.4%
8500 · Other Operating Expenses				
8510 · Data/Alarms/IT Supp & Licensing	78,216.91	100,000.00	-21,783.09	78.2%
8515 · Safety	54,877.15	60,000.00	-5,122.85	91.5%
8520 · Personal Protection/Safety Wear	7,315.59	15,000.00	-7,684.41	48.8%
8530 · Telephone				
8531 · Main Plant Telephones	7,786.67	11,000.00	-3,213.33	70.8%
8532 · Paradise Cove Telephones	2,819.24	500.00	2,319.24	563.8%
8533 · Pumps & Lines Telephones	2,308.59	7,000.00	-4,691.41	33.0%
Total 8530 · Telephone	12,914.50	18,500.00	-5,585.50	69.8%
8540 · Utilities				
8541 · Water	5,457.37	8,000.00	-2,542.63	68.2%
8542 · Main Plant Utilities	109,557.72	220,000.00	-110,442.28	49.8%
8543 · Paradise Cove Utilities	13,444.30	20,000.00	-6,555.70	67.2%
8544 · Pump Station Utilities	32,636.59	45,000.00	-12,363.41	72.5%
Total 8540 · Utilities	161,095.98	293,000.00	-131,904.02	55.0%
Total 8500 · Other Operating Expenses	314,420.13	486,500.00	-172,079.87	64.6%
Total Expense	2,952,927.43	4,968,883.00	-2,015,955.57	59.4%
Net Ordinary Income	1,181,942.37	1,910,054.00	-728,111.63	61.9%
Other Income/Expense				
Other Expense				
9100 · Capital Expenditures				
9200 · Main Plant Equipment Capital				
9202 · M.P. Drainage				
9202.1 · Infl Smple Rm+Secondary Drains	0.00	75,000.00	-75,000.00	0.0%
9202.2 · Load-out & Filtering	0.00	30,000.00	-30,000.00	0.0%
Total 9202 · M.P. Drainage	0.00	105,000.00	-105,000.00	0.0%
9204 · M.P. Boiler Replacement				
9204.1 · M.P. Boiler Exhaust Piping	0.00	30,000.00	-30,000.00	0.0%
Total 9204 · M.P. Boiler Replacement	0.00	30,000.00	-30,000.00	0.0%
9206 · Infl Dry Weather Pump Rplcmnt	0.00	40,000.00	-40,000.00	0.0%
9208 · M.P. Chem Feed Trx Pump Rplcmnt	385.75	20,000.00	-19,614.25	1.9%
9209 · ScrewPress PolyBlend Redundancy	0.00	35,000.00	-35,000.00	0.0%
9212 · M.P. Headworks Grinder Rplcmnt	0.00	25,000.00	-25,000.00	0.0%
9219 · Cl2 Flash Mixer	0.00	15,000.00	-15,000.00	0.0%
9225.94 · Bus. Server Upgrade & Rplcmnt	0.00	100,000.00	-100,000.00	0.0%
9229.8 · Vehicle Replacement	0.00	75,000.00	-75,000.00	0.0%
Total 9200 · Main Plant Equipment Capital	385.75	445,000.00	-444,614.25	0.1%
9300 · Pumps & Lines Capital				
9301 · Tiburon Sewer Line Rehab Prog	295,521.80	1,000,000.00	-704,478.20	29.6%
9304 · Belvedere Sewer Line Rehab Prog	196,578.00	100,000.00	96,578.00	196.6%
9305 · Valve/Wet Well Replacements				
9305.1 · Belvedere Wet Well Rehab	0.00	75,000.00	-75,000.00	0.0%
9305.2 · Tiburon Wet Well Rehab	0.00	50,000.00	-50,000.00	0.0%
Total 9305 · Valve/Wet Well Replacements	0.00	125,000.00	-125,000.00	0.0%

Sanitary Distr. No.5 of Marin Co.
Annual Budget vs Actual Expenses
 July 2022 through February 2023

	Jul '22 - Feb 23	Budget	\$ Over Budget	% of Bu...
9306 · PS Pump & Valve Replacements	0.00	50,000.00	-50,000.00	0.0%
9307 · PS Generator Replacement	0.00	100,000.00	-100,000.00	0.0%
9309 · BPS #1 Generator Replcmnt	0.00	500,000.00	-500,000.00	0.0%
9313 · Manholes/Rodholes	7,300.00	75,000.00	-67,700.00	9.7%
Total 9300 · Pumps & Lines Capital	499,399.80	1,950,000.00	-1,450,600.20	25.6%
9400 · Paradise Cove Capital				
9403 · P.C. Communication Upgrades	8,057.96			
9406 · P.C. Plant Grit Removal	0.00	50,000.00	-50,000.00	0.0%
Total 9400 · Paradise Cove Capital	8,057.96	50,000.00	-41,942.04	16.1%
9500 · Undesignated Capital				
9510 · Undesignated Cap - M.P.	43,418.00	25,000.00	18,418.00	173.7%
9530 · Undesignated Cap - P & L	0.00	50,000.00	-50,000.00	0.0%
Total 9500 · Undesignated Capital	43,418.00	75,000.00	-31,582.00	57.9%
Total 9100 · Capital Expenditures	551,261.51	2,520,000.00	-1,968,738.49	21.9%
9700 · Debt Service				
9701 · MPR Bond REFI - Principal	595,000.00	610,000.00	-15,000.00	97.5%
9702 · MPR Bond REFI - Interest	82,584.00	150,412.00	-67,828.00	54.9%
Total 9700 · Debt Service	677,584.00	760,412.00	-82,828.00	89.1%
Total Other Expense	1,228,845.51	3,280,412.00	-2,051,566.49	37.5%
Net Other Income	-1,228,845.51	-3,280,412.00	2,051,566.49	37.5%
Net Income	<u>-46,903.14</u>	<u>-1,370,358.00</u>	<u>1,323,454.86</u>	<u>3.4%</u>

**Sanitary Distr. No.5 of Marin Co.
Zone Report
February 2023**

	Paradise C... (Tiburon)	Tiburon - Oth... (Tiburon)	Total Tiburon	Belvedere	TOTAL
Ordinary Income/Expense					
Income					
5000 · Property Taxes					
5004 · REDEMPTION / RDMPT	-1.34	-1.90	-3.24	0.00	-3.24
5041 · SUPSEC	494.74	697.40	1,192.14	0.00	1,192.14
Total 5000 · Property Taxes	493.40	695.50	1,188.90	0.00	1,188.90
5900.3 · Connection Fees					
5900.30 · Connection Permit Fees	100.00	300.00	400.00	300.00	700.00
5900.31 · Collection	0.00	6,579.00	6,579.00	15,603.00	22,182.00
5900.34 · Treatment	17,794.00	9,095.00	26,889.00	11,235.00	38,124.00
Total 5900.3 · Connection Fees	17,894.00	15,974.00	33,868.00	27,138.00	61,006.00
5900.4 · Inspection Permit Fees	100.00	100.00	200.00	0.00	200.00
Total Income	18,487.40	16,769.50	35,256.90	27,138.00	62,394.90
Gross Profit	18,487.40	16,769.50	35,256.90	27,138.00	62,394.90
Expense					
6000 · Administrative Expenses					
6001 · Advertising	0.00	0.00	0.00	0.00	0.00
6008 · Audit & Accounting	103.13	2,349.36	2,452.49	1,672.81	4,125.30
6017 · Consulting Fees	86.05	6,996.34	7,082.39	4,968.35	12,050.74
6018 · Travel & Meetings					
6018.1 · Meetings & Travel	22.31	508.10	530.41	419.14	949.55
6018.2 · Standby Mileage Expense Reimb	1.90	121.63	123.53	78.41	201.94
Total 6018 · Travel & Meetings	24.21	629.73	653.94	497.55	1,151.49
6020 · Continuing Education	41.00	933.98	974.98	665.02	1,640.00
6025 · Dues & Subscriptions	12.16	277.37	289.53	197.47	487.00
6039 · Legal	24.75	629.17	653.92	493.58	1,147.50
6047 · Office Supplies	15.93	362.76	378.69	258.31	637.00
6056 · Postage	3.28	74.62	77.90	53.14	131.04
6065 · Miscellaneous Expense	0.00	0.00	0.00	0.00	0.00
Total 6000 · Administrative Expenses	310.51	12,253.33	12,563.84	8,806.23	21,370.07
7000 · Ops & Maintenance Expenses					
7010 · Pumps & Lines Maintenance					
7011 · Pumps & Lines Maintenance	1,989.00	7,230.49	9,219.49	10,526.75	19,746.24
Total 7010 · Pumps & Lines Maintenance	1,989.00	7,230.49	9,219.49	10,526.75	19,746.24
7020 · Main Plant Maintenance					
7021 · Plant Maintenance Supplies	0.00	1,576.74	1,576.74	1,118.53	2,695.27
7022 · Plant Maint. Parts & Service	0.00	46,335.44	46,335.44	32,844.82	79,180.26
7023 · Janitorial Supplies & Service	0.00	42.10	42.10	29.89	71.99
7024 · Main Plant Chemicals	0.00	11,701.97	11,701.97	8,332.14	20,034.11
7025 · Lab Supplies & Chemicals	513.69	644.05	1,157.74	482.51	1,640.25
7027 · Electrical & Instrument	0.00	0.00	0.00	0.00	0.00
7028 · Grounds Maintenance	0.00	0.00	0.00	0.00	0.00
7029 · Main Plant Sludge Disposal	0.00	1,245.74	1,245.74	884.79	2,130.53
Total 7020 · Main Plant Maintenance	513.69	61,546.04	62,059.73	43,692.68	105,752.41
7040 · Paradise Cove Plant Maint					
7041 · Paradise Parts & Service	237.66	0.00	237.66	0.00	237.66
7042 · Paradise Supplies & Chemicals	22.20	0.00	22.20	0.00	22.20
7043 · Paradise Sludge Disposal	17.71	0.00	17.71	0.00	17.71
Total 7040 · Paradise Cove Plant Maint	277.57	0.00	277.57	0.00	277.57
7050 · Monitoring					
7051 · Main Plant Lab Monitoring	0.00	3,116.64	3,116.64	2,210.96	5,327.60
7052 · Paradise Cove Monitoring	418.95	0.00	418.95	0.00	418.95
7053 · Chronic Toxicity	0.00	1,301.62	1,301.62	923.38	2,225.00
Total 7050 · Monitoring	418.95	4,418.26	4,837.21	3,134.34	7,971.55

Sanitary Distr. No.5 of Marin Co.
Zone Report
February 2023

	Paradise C... (Tiburon)	Tiburon - Oth... (Tiburon)	Total Tiburon	Belvedere	TOTAL
7060 · Permits/Fees					
7063 · Paradise Cove Permits/Fees	475.00	0.00	475.00	0.00	475.00
Total 7060 · Permits/Fees	475.00	0.00	475.00	0.00	475.00
7070 · Truck Maintenance					
7071 · Fuel	3.03	69.06	72.09	49.17	121.26
7072 · Maintenance	191.61	4,444.63	4,636.24	3,164.49	7,800.73
Total 7070 · Truck Maintenance	194.64	4,513.69	4,708.33	3,213.66	7,921.99
Total 7000 · Ops & Maintenance Expenses	3,868.85	77,708.48	81,577.33	60,567.43	142,144.76
8000 · Salaries and Benefits Expenses					
8001 · Salaries	2,944.22	67,069.35	70,013.57	47,755.27	117,768.84
8003 · Overtime	431.50	9,829.46	10,260.96	6,998.85	17,259.81
8004 · Standby Pay	172.97	3,940.07	4,113.04	2,805.45	6,918.49
8005 · Employee Incentives	25.00	569.50	594.50	405.50	1,000.00
8006 · Vacation Buyout	0.00	0.00	0.00	0.00	0.00
8007 · Voluntary Deductions	0.00	0.00	0.00	0.00	0.00
8008 · Deferred Comp 457	0.00	5,528.24	5,528.24	0.00	5,528.24
8013 · Payroll Taxes	951.81	-5,177.51	-4,225.70	15,438.31	11,212.61
8015 · Payroll/Bank Fees	15.88	-76.84	-60.96	257.64	196.68
8016 · Car Allowance	0.00	0.00	0.00	0.00	0.00
8019 · PERS Retirement					
8019.05 · PERS Retirement	361.17	8,227.42	8,588.59	5,858.14	14,446.73
8019 · PERS Retirement - Other	0.00	0.00	0.00	0.00	0.00
Total 8019 · PERS Retirement	361.17	8,227.42	8,588.59	5,858.14	14,446.73
8020 · Employee Health					
8020.05 · Employee Health	589.26	13,423.24	14,012.50	9,557.74	23,570.24
8021 · Employee Health Deductions					
8021.05 · EE Health & Wellness	15.00	341.70	356.70	243.30	600.00
8021.10 · EE Medical Opt-Out	0.00	400.00	400.00	0.00	400.00
8021.15 · EE Medical FSA (PreTax)	0.00	-754.00	-754.00	0.00	-754.00
8021 · Employee Health Deductions - Other	-9.74	-221.66	-231.40	-157.82	-389.22
Total 8021 · Employee Health Deductions	5.26	-233.96	-228.70	85.48	-143.22
Total 8020 · Employee Health	594.52	13,189.28	13,783.80	9,643.22	23,427.02
8022 · Retiree Health					
8022.05 · Retiree Health	27.01	615.17	642.18	438.01	1,080.19
Total 8022 · Retiree Health	27.01	615.17	642.18	438.01	1,080.19
Total 8000 · Salaries and Benefits Expenses	5,524.08	103,714.14	109,238.22	89,600.39	198,838.61
8500 · Other Operating Expenses					
8510 · Data/Alarms/IT Supp & Licensing	333.72	9,924.67	10,258.39	7,060.53	17,318.92
8515 · Safety	150.24	4,249.03	4,399.27	3,023.26	7,422.53
8520 · Personal Protection/Safety Wear	9.85	224.36	234.21	159.76	393.97
8530 · Telephone					
8531 · Main Plant Telephones	0.00	541.11	541.11	385.27	926.38
8532 · Paradise Cove Telephones	23.75	0.00	23.75	0.00	23.75
8533 · Pumps & Lines Telephones	35.00	0.00	35.00	35.00	70.00
Total 8530 · Telephone	58.75	541.11	599.86	420.27	1,020.13
8540 · Utilities					
8542 · Main Plant Utilities	0.00	12,984.16	12,984.16	9,210.98	22,195.14
8543 · Paradise Cove Utilities	2,877.43	0.00	2,877.43	0.00	2,877.43
8544 · Pump Station Utilities	515.32	6,058.56	6,573.88	3,775.96	10,349.84
Total 8540 · Utilities	3,392.75	19,042.72	22,435.47	12,986.94	35,422.41
Total 8500 · Other Operating Expenses	3,945.31	33,981.89	37,927.20	23,650.76	61,577.96
Total Expense	13,648.75	227,657.84	241,306.59	182,624.81	423,931.40
Net Ordinary Income	4,838.65	-210,888.34	-206,049.69	-155,486.81	-361,536.50

Sanitary Distr. No.5 of Marin Co.
Zone Report
February 2023

	Paradise C... (Tiburon)	Tiburon - Oth... (Tiburon)	Total Tiburon	Belvedere	TOTAL
Other Income/Expense					
Other Expense					
9100 · Capital Expenditures					
9200 · Main Plant Equipment Capital					
9204 · M.P. Boiler Replacement	0.00	0.00	0.00	0.00	0.00
9213 · M.P. Digester					
9213.1 · Digester Rehab	0.00	13,320.37	13,320.37	9,449.50	22,769.87
9213 · M.P. Digester - Other	0.00	3,827.22	3,827.22	2,715.03	6,542.25
Total 9213 · M.P. Digester	0.00	17,147.59	17,147.59	12,164.53	29,312.12
9218 · Generator Control Panel	0.00	0.00	0.00	0.00	0.00
Total 9200 · Main Plant Equipment Capital	0.00	17,147.59	17,147.59	12,164.53	29,312.12
9300 · Pumps & Lines Capital					
9301 · Tiburon Sewer Line Rehab Prog	0.00	654.80	654.80	0.00	654.80
9314 · Portable Emergency Generators	0.00	0.00	0.00	0.00	0.00
Total 9300 · Pumps & Lines Capital	0.00	654.80	654.80	0.00	654.80
Total 9100 · Capital Expenditures	0.00	17,802.39	17,802.39	12,164.53	29,966.92
Total Other Expense	0.00	17,802.39	17,802.39	12,164.53	29,966.92
Net Other Income	0.00	-17,802.39	-17,802.39	-12,164.53	-29,966.92
Net Income	4,838.65	-228,690.73	-223,852.08	-167,651.34	-391,503.42

**Sanitary Distr. No.5 of Marin Co.
Monthly O.T. Report**

February 2023

Item #2D

Type	Date	Num	Name	Memo	Amount	Balance
Balf, Abigail						
Check	02/15/23	370	Balf, Abigail	02.00 Hrs. O.T. @ 1.5x	120.72	120.72
Check	02/15/23	370	Balf, Abigail	01.00 Hrs. O.T. @ 2.0x	80.48	201.20
Check	02/27/23	384	Balf, Abigail	05.00 Hrs. O.T. @ 1.5x	301.80	503.00
Total Balf, Abigail					503.00	503.00
Bilsborough, Chad						
Check	02/15/23	371	Bilsborough, Chad	33.00 Hrs O.T. @ 1.5x	2,421.05	2,421.05
Check	02/15/23	371	Bilsborough, Chad	02.00 Hrs. O.T. @ 2.0x	195.64	2,616.69
Check	02/27/23	385	Bilsborough, Chad	36.00 Hrs O.T. @ 1.5x	2,641.14	5,257.83
Check	02/27/23	385	Bilsborough, Chad	01.50 Hrs. O.T. @ 2.0x	146.73	5,404.56
Total Bilsborough, Chad					5,404.56	5,404.56
Collodi, Peter						
Check	02/15/23	372	Collodi, Peter	02.0 Hrs. O.T. @ 1.5x	114.96	114.96
Check	02/15/23	372	Collodi, Peter	01.0 Hrs. O.T. @ 2.0x	76.64	191.60
Check	02/27/23	386	Collodi, Peter	02.50 Hrs. O.T. @ 1.5x	143.70	335.30
Check	02/27/23	386	Collodi, Peter	01.00 Hrs. O.T. @ 2.0x	76.64	411.94
Total Collodi, Peter					411.94	411.94
Cottrell, Rulon						
Check	02/15/23	373	Cottrell, Rulon	27.35 Hrs. O.T. @ 1.5x	2,823.34	2,823.34
Check	02/15/23	373	Cottrell, Rulon	11.00 Hrs. O.T. @ 2.0x	1,514.04	4,337.38
Check	02/27/23	387	Cottrell, Rulon	22.00 Hrs. O.T. @ 1.5x	2,271.06	6,608.44
Total Cottrell, Rulon					6,608.44	6,608.44
Dohrmann, Robin						
Check	02/27/23	388	Dohrmann, Robin	06.00 Hrs. O.T. @ 1.5x - Should've been 6.0Hrs. x 1.5/recv'd "1.5x Memo" from 2.15.2023 PR	561.78	561.78
Check	02/27/23	388	Dohrmann, Robin	14.00 Hrs. O.T. @ 1.5x (Current: 2.27.2023)	1,310.82	1,872.60
Total Dohrmann, Robin					1,872.60	1,872.60
Hill, Arlee S						
Check	02/27/23	390	Hill, Arlee S	01.00 Hrs. O.T. @ 1.5x	57.48	57.48
Total Hill, Arlee S					57.48	57.48
La Torre, Daniel P.						
Check	02/15/23	377	La Torre, Daniel P.	15.00 Hrs. O.T. @ 1.5x	1,404.45	1,404.45
Check	02/15/23	377	La Torre, Daniel P.	03.00 Hrs. O.T. @ 2.0x	374.52	1,778.97
Total La Torre, Daniel P.					1,778.97	1,778.97
Rosser, John						
Check	02/15/23	379	Rosser, John	04.00 Hrs. @ 1.5x	339.72	339.72
Total Rosser, John					339.72	339.72
Triola, Joseph						
Check	02/27/23	396	Triola, Joseph	02.00 Hrs. O.T. @ 1.5x	169.86	169.86
Check	02/27/23	396	Triola, Joseph	01.00 Hrs. O.T. @ 2.0x	113.24	283.10
Total Triola, Joseph					283.10	283.10
TOTAL					17,259.81	17,259.81



c/o ALLIANT INSURANCE SERVICES, INC.
560 Mission Street, 6th Floor, San Francisco, CA 94105

Insurance License No.: 0C36861
Tel: 415.403.1400 Fax: 415.874.4813

OFFICERS:

Craig Murray, *President*
805.684.721
Sandeep Karkal, *Vice President*
415.892.1694

PAST PRESIDENTS:

Greg Baatrup
2018-2020
Paul Bushee
2014-2018

**** MEMORANDUM ****

March 1, 2023

Re: Property Market Update

Dear CSRMA Property Program Members:

As many of you know, the property market has been in an unprecedented hard cycle since 2017. Previous updates on the property insurance market have focused on the frequent and severe natural catastrophes around the world, the restricted terms and conditions offered by carriers due to lack of profitability, and inflation. More recently, there have been two new factors contributing to the market remaining in this challenging cycle. First, treaty reinsurance pricing has significantly increased. Treaty reinsurance is purchased by nearly all carriers and protects them from claims at the company level. The rising cost of treaty reinsurance will be passed along to insureds and is expected to impact excess pricing at the CSRMA renewal. Secondly, severe winter storms across the country, including California, have led carriers to pause on providing renewal pricing until the severity of losses can be determined. Current estimates of the losses to the industry from California alone is over one billion dollars.

As we reported at the January Board of Directors meeting, large industry-wide losses influence carrier profitability and the general market environment. These catastrophe events generally increase pricing in the market; however, the severe increases are targeted towards those who experienced losses. For example, Hurricane Ian is estimated to result in over \$50 billion of losses to the insurance industry. While this event has perpetuated a challenging market, we are told by underwriters that insureds in Florida can expect 200% rate increases in some instances which is much greater than the expected pricing increases in the CSRMA Property Program.

CSRMA has taken steps to insulate the members from the full extent of the hard market conditions. In 2021, CSRMA introduced a pooled layer to our Property Program. The pooled layer better positions CSRMA to maintain excellent coverage and favorable rates while at the same time further insulating our members from market conditions. As a group, collectively we have more clout in the market to help bring stability to our members.

While we don't yet have a good handle on where rates will land for the renewal, we are expecting double digits increases in rate, and values to be increased 7.5% to account for trend/inflation. This is not unique to CSRMA. Buyers of commercial property insurance nationally and in California

are experiencing meaningful increases in their property programs. We will keep you abreast as we get closer to the renewal.

We've attached a timeline visual explaining the Making of a Hard Market to put the current state of affairs into perspective.

In the meantime, please do not hesitate to contact us with any questions or concerns.

The Makings of a Hard Market: A Timeline

As the insurance industry helps the world recover from disasters, the cost of insurance has changed.



2016 is the height of a soft market.

Buyers and producers are happy, prices are low and companies compete to pay producers commission.



2022 we are in a hard market.

There is high demand for insurance coverage and low appetite to insure. Rates are high and coverage is difficult to find.

2017 Costliest Year on Record for Natural Disasters

16 separate events, each causing damages in excess of \$1B¹

2017 Hurricane Season Ranks as Costliest Ever for U.S.



2017 California Wildfires

2018 Market Starts to Harden Due to Catastrophes

The market begins to harden and capacity constricts causing supply and demand issues for insurers

10/17/2018 Hurricane Michael

> Category 5
> 9th most costly storm on record (\$25B)³

Hurricane Michael is the Most Powerful Storm to Hit the Florida Panhandle on Record



2019 The Rise of Social Inflation

The rising cost of insurance claims due to the impact of societal factors such as:

- > An increase in litigated claims and larger jury awards
- > Broader definitions of coverage by the legal system, such as pandemic insurance
- > Use of Public Adjustors in the claims process
- > Changing views of social responsibility

This all caused the losses from the 2017 and 2018 seasons to be much bigger than anticipated.

2020 Rising Reinsurance Costs

Florida insurers seeing rate increases of at least 20% and as high as 60%

2020 Very Low Interest Rates

Very difficult to earn the investment return many carriers are dependent on, causing reduced risk appetite

2020 California Wildfires

2020 Colorado Wildfires

2022 Rising Costs

Due to inflation, social inflation, undervaluation, and a lack of insurance capacity, creating a hard market.

2021 Another Active Catastrophe Season

with the second most disasters in a calendar year, behind 2020⁵

- > Winter storm event in the deep south
- > Extreme heat, drought and wildfires across western U.S.
- > Hurricane Ida

2017

2018

2019

2020

2021

2022

8/17/2017 Hurricane Harvey²

- > 2nd costliest storm on record (\$125B)
- > Dumped approximately 29 trillion gallons of water on Texas and Louisiana

Harvey The 'Most Significant Tropical Cyclone Rainfall Event' in U.S. History



8/30/2017 Hurricane Irma

- > Category 5
- > 5th costliest storm on record (\$50B)

9/16/2017 Hurricane Maria

- > Category 5
- > 3rd costliest storm on record (\$90B)

2018 California Wildfires

8/31/2018 Hurricane Florence

COVID-19 Global Pandemic

- > Bigger losses than 9/11
- > Uncertainty around full impact to the industry and the world

2020 Active Catastrophe Season

- > Most active storm season on record
- > Cost estimated to be over \$30B for Hurricanes Isaias, Laura and Sally alone⁴

2020 Atlantic Hurricane Season Breaks All-time Record while Leaving the Gulf Coast Battered

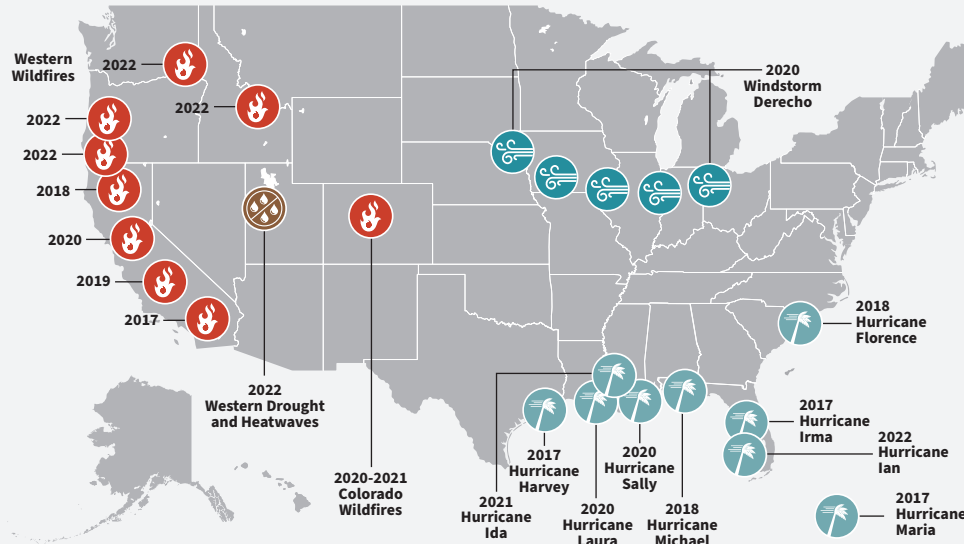


9/2022 Hurricane Ian

- > Category 4
 - > Estimated to exceed \$50B in insured and uninsured losses⁵
- Aftermath of Hurricane Ian, Fort Meyers, FL



2017-2022 Natural Disaster Locations



8/10/2020 Midwest Derecho

Caused \$7.5B in damage in just 14 hours and generated winds up to 140 MPH

2020 Global Insurance Market Starts to Harden

TIMELINE KEY

Nationwide (and worldwide)



2019-2022 Hardening Markets



2020-2022 COVID-19

Times Are Changing

Frequently Asked Questions regarding the Hardening Insurance Market

Q: How long does a hard market last?

A: There is no magic calendar; however, once insurance companies begin seeing improved margins (due to higher premiums and/or lower losses), investment income improves, investors start seeing similarly positive results and insurance once again starts looking like a stronger investment, which attracts more capital. As the capital supply begins to catch up with the demand, pricing and restrictions loosen.

Q: Why is my premium going up when I have had no claims?

A: Inflation, social inflation, natural disasters, and lack of capacity have had a huge impact on insurance rates. Insurance companies are incurring more claims and expenses on an overall basis. The increase in claims and the cost of claims drive the need for increased pricing across the board for insurance providers.

Q: My primary concern is my costs/budget. Should I buy less insurance?

A: Although budgets may well be challenged by increasing premiums, it is important not to lose sight of the big picture: saving a relatively modest amount now by reducing coverage may negatively affect your business significantly should a loss occur.

While reducing insurance coverage may be an attractive alternative, you should evaluate that choice against what losses you can absorb without creating financial hardship for yourself/your business.



While property catastrophe insurance is a small niche within the insurance industry as a whole, it is heavily influenced by loss events around the world, the global climate and the worldwide economy. ICAT strives to provide peace of mind for you and your insureds during all cycles of the market.

1. Sullivan, B., & N. (2017, November 28). 2017 Hurricane Season Ranks as Costliest Ever for U.S. Retrieved November 23, 2020, from <https://www.insurancejournal.com/news/national/2017/11/28/472368.htm>
2. Chen, A. (2017, August 29). Tropical storm Harvey has set a new record for rain in the continental US. Retrieved November 23, 2020, from <https://www.theverge.com/2017/8/29/16223338/hurricane-harvey-storm-record-rainfall-flooding-texas>
3. CBS News. (2018, October 10). Hurricane Michael is the most powerful storm to hit Florida Panhandle on record. Retrieved November 23, 2020, from <https://www.cbsnews.com/news/hurricane-michael-is-the-most-powerful-storm-to-hit-florida-panhandle-on-record/>
4. Jason Samenow, A. (2020, November 11). 2020 Atlantic hurricane season breaks all-time record while leaving Gulf Coast battered. Retrieved November 23, 2020, from <https://www.washingtonpost.com/weather/2020/11/10/record-hurricane-season-atlantic/>
5. NOAA National Centers for Environmental Information (NCEI) U.S. Billion-Dollar Weather and Climate Disasters (2022). <https://www.ncei.noaa.gov/access/billions/>, DOI: 10.25921/stkw-7w73



ICAT
385 Interlocken Crescent
Suite 1100
Broomfield, CO 80021
www.ikat.com
303-327-1872

> **Security. Service. Recovery.**

March 2023

March 2023							April 2023						
Su	Mo	Tu	We	Th	Fr	Sa	Su	Mo	Tu	We	Th	Fr	Sa
			1	2	3	4							1
5	6	7	8	9	10	11	2	3	4	5	6	7	8
12	13	14	15	16	17	18	9	10	11	12	13	14	15
19	20	21	22	23	24	25	16	17	18	19	20	21	22
26	27	28	29	30	31		23	24	25	26	27	28	29
							30						

SUNDAY	MONDAY	TUESDAY	WEDNESDAY	THURSDAY	FRIDAY	SATURDAY
Feb 26	27	28	Mar 1 APRIL 1: Bond Payment Due to Zion Bank	2	3	4 APRIL 1: Bond Payment Due to Bank of NY Mellon (2012, MPR Bond) Joe Triola's Hire Date: 3.4.2013
5 Jayne Mulloy!!! + PERS Retirement DUE	6 Prep for CIP & Finance Meetings!	7	8	9 05:00PM: FY23-24 Budget Workshop 4:00pm Ark Deadline @ High Noon today! 4:30pm 2nd Thursday of ea/mo.: 4:30 P.M.:	10	11 Joel Alvarez's Hire Date: 3.11.2020
12	13 Timesheets: Part I, Act II	14	15 CalPERS 457	16 4:45pm Please join us at 5:00P.M. for Sanitary District No.5 of Marin County's Regular Board Meeting (https://us02web.zoo)	17 Katelina's BDay!	18
19	20	21	22	23	24	25
26	27 Timesheets: Part II, Act II	28	29	30 CalPERS 457	31	Apr 1

April 2023

April 2023							May 2023						
Su	Mo	Tu	We	Th	Fr	Sa	Su	Mo	Tu	We	Th	Fr	Sa
2	3	4	5	6	7	8	7	8	9	10	11	12	13
9	10	11	12	13	14	15	14	15	16	17	18	19	20
16	17	18	19	20	21	22	21	22	23	24	25	26	27
23	24	25	26	27	28	29	28	29	30	31			
30													

SUNDAY	MONDAY	TUESDAY	WEDNESDAY	THURSDAY	FRIDAY	SATURDAY
Mar 26	27	28	29	30	31	Apr 1 New PEMHA Heath Care Mini Dan's Birthday
2	3	4	5	6	7	8
New PEMHA Heath Care Minimum Rate Published for Next Year (@ http://www.calpers.ca.gov/index.jsp?bc=/employer/cir-ltrs) ((Public Employees' Medical and Hospital Care Act))						
Send MidAmerica Replenishment check for Jul - Dec	Prep for CIP & Finance Meetings!		Jayne Mulloy!!! + PERS Retirement DUE	SASM BILL: JAN - MAR Rulon Cottrell's Hire Date: 4.7.2014 (Email		
9	10	11	12	13	14	15
SASM BILL: JAN - MAR			4:30pm 2nd Wednesday ea/mo. @ 4:30 p.m.: SD5 Capital Improvement Projects	4:00pm Ark Deadline @ High Noon today! 4:30pm 2nd Thursday of ea/mo.: 4:30 P.M.:	CalPERS 457	
	Timesheets: Part I, Act II Tim's Birthday					
16	17	18	19	20	21	22
SCO COMPENSATION REPORT DUE APRIL 30th EACH YEAR -- MAJOR FINE IF LATE						
				4:45pm Please join us at 5:00P.M. for Sanitary District No.5 of Marin		
23	24	25	26	27	28	29
SCO COMPENSATION REPORT DUE APRIL 30th EACH YEAR -- MAJOR FINE IF LATE						
	Timesheets: Part II, Act II					
30	May 1	2	3	4	5	6
SCO COMPENSATION REPO CalPERS 457 Compensation Reports Due!						