

SANITARY DISTRICT NO. 5 OF MARIN COUNTY
2001 Paradise Drive
Tiburon, California 94920

AGENDA
Special Finance & Fiscal Oversight Committee Special Meeting
Tuesday, August 10th 2021, 3:00 p.m.

CORONA VIRUS (COVID-19) ADVISORY NOTICE

Consistent with Executive Orders No. N-25-20 and No. N-29-20 from the Executive Department of the State of California, the Meeting will not be physically open to the public and all Board Members and Staff will be teleconferencing into the meeting.

How to Submit Public Comments:

Comments submitted prior to the commencement of the meeting will be presented to the Committee and included in the public record for the meeting.

Public Comments are to be submitted via email to rdohrmann@sani5.org.

In addition, members of the public who are calling-in will have the opportunity to provide public comments by following the steps below:

How to Participate in the Meeting:

Join Zoom Meeting by clicking on the following link:

<https://us02web.zoom.us/j/6230620778>

Meeting ID: 623 062 0778

or join by phone:

Call in number: (669) 900-9128

Participant Code: 623 062 0778

I. Roll Call

II. Public Comments

III. New Business

1. Warrants for July 14th through August 10th 2021

2. Financial reports for July 2021

3. Evaluate and discuss draft Request for Proposal re 2022 Sewer Rate Study

4. Discussion re March 2022 SD5 100-year Anniversary Commemoration

5. Upcoming District obligations for August through September 2021

IV. Adjournment

This Committee may be attended by Board Members who do not serve on this committee. In the event that a quorum of the entire Board is present, this Committee shall act as a Committee of the Whole. In either case, any item acted upon by the Committee or the Committee of the Whole will require consideration and action by the full Board of Directors as a prerequisite to its legal enactment. **Accessible public meetings:** Any member of the public who needs accommodations should email the Office Manager, at rdohrmann@sani5.org, who will use her best efforts to provide as much accessibility as possible while also maintaining public safety.

Sanitary Distr. No.5 of Marin Co.

Warrant List Summary

July 14 through August 10, 2021

08/09/21

Date	Num	Name	Memo	Amount
JP Morgan Chase - Primary 7399				
08/03/21	EFT	CalPERS	EFT Health Premium, August 2021, Cust #4163206459	-15,882.01
08/06/21	EFT	PERS	EFT PERS Retirement, July 2021	-18,996.23
07/15/21	8369	Staples, Inc.	Acct #60111000714, Office & Janitorial Supplies, June 2021 (AJE FY20-21)	-806.35
07/15/21	8370	Town of Tiburon	Fuel, June 2021 (AJE FY20-21)	-641.88
07/15/21	8371	Verizon Wireless	Acct #0342125502-00001: iPhones, June 2021 (AJE FY20-21)	-310.30
07/15/21	8372	Alvarez, Joel	Reimb for (2) EE Incentives, June 2021 (AJE FY20-21)	-2,000.00
08/10/21	8373	Access Answering Service	Acct #4080C, Answering Service, August 2021	-60.00
08/10/21	8374	Ad-Lite Crane Service, Inc.	Crane Service @ M.P. S.C., Jul 2021	-987.00
08/10/21	8375	Alhambra	Acct #547945611762129, Water, July 2021	-198.75
08/10/21	8376	Banshee Networks, Inc.	Computer/IT Support, June - July 2021 (AJE FY20-21)	-3,415.48
08/10/21	8377	Brelje and Race Laboratories, Inc.	M.P./P.C. Plant Samples, May - June 2021 (AJE FY20-21)	-3,280.00
08/10/21	8378	Burke, Williams & Sorensen, LLP	Legal Advice, June 2021 (AJE FY20-21)	-2,016.00
08/10/21	8379	Cal-Steam	Cust ID# 89563, Safety, June 2021 (AJE FY20-21)	-30.58
08/10/21	8380	Caltest Analytical Laboratory	M.P./P.C. Lab Sampling, July 2021	-2,629.60
08/10/21	8381	Caltronics Business Systems, Inc.	Acct #SD15, Multi-purpose Copier Contract, July 2021	-144.44
08/10/21	8382	Central Marin Sanitation Agency	Pollution Prevention Pub Ed Costs, July 2021	-2,501.25
08/10/21	8383	Cintas Corporation #626	Acct #626-00821, PPE/Safetywear + Service, July 2021	-1,143.50
08/10/21	8384	Code Publishing, Inc.	Project#:329170, Web Update, July 2021	-68.85
08/10/21	8385	CWEA	Member Dues, J Alvarez, July 2021	-192.00
08/10/21	8386	D&K Auto Service	SD5 Truck Maint., July 2021	-3,174.03
08/10/21	8387	Delta Design Services	SD5 Vehicle Maint., July 2021	-400.00
08/10/21	8388	DKF Solutions Group, LLC	My Safety Officer Monthly Subscription, August 2021	-350.00
08/10/21	8389	Frank Olsen Co.	Pump & Valve Replacement Program, July 2021	-4,453.92
08/10/21	8390	Goodman Building Supply Co.	Acct #20070, Truck & M.P. Maint. Supplies, July 2021	-382.65
08/10/21	8391	Harrington Industrial Plastics LLC	Cust #:044227, M.P. Supplies, July 2021	-344.45
08/10/21	8392	Home Depot Credit Services	Acct #6035 3220 0516 4334, M.P. Office/Breakroom, July 2021	-105.76
08/10/21	8393	Jackson's Hardware, Inc.	Acct #7601, PPE & P&L, Grounds Maint., July 2021	-1,186.05
08/10/21	8394	JM Integration, LLC	M.P. Parts & Service, July 2021	-5,205.23
08/10/21	8395	Ken Grady Company, Inc.	P.C. Process Control, July 2021	-3,343.64
08/10/21	8396	Larry Walker Associates, Inc.	Tech Support for M.P. NPDES Reg. Assistance Renewal - June 2021 (AJE FY20-21)	-2,405.05
08/10/21	8397	Linscott Engineering Contractors Inc.	Belvedere P&L, July 2021	-5,545.46
08/10/21	8398	Lystek Int'l, LTD	Biosolids Transport, July 2021	-726.75
08/10/21	8399	Maggiora & Ghilotti, Inc.	M&G Project #7716 - Cove Rd. Force Main Replacement Project, June (AJE FY20-21)	-113,372.24
08/10/21	8400	Maitby Electric Supply Co., Inc.	Cust No.15953, M.P. Supplies, July 2021	-770.42
08/10/21	8401	Marin County Tax Collector	Acct #170796, Cust #21603, LAFCO Service Charges for FY21-22, Jul 2021	-4,165.60
08/10/21	8402	Marin Resource Recovery Center	Cust #02-1527 0, M.P. Disposal, July 2021	-60.00
08/10/21	8403	McCampbell Analytical, Inc.	M.P. Monitoring, Acute & Aquatic Toxicity Testing, July 2021	-1,974.50
08/10/21	8404	Mill Valley Refuse Service, Inc.	Acct #032945, Garbage Service + 1 yd rental, August 2021	-255.15
08/10/21	8405	Mill Valley Refuse Service, Inc.	Acct #063092, SLUDGE TRANSPORT, June (AJE FY20-21) - July 2021	-1,800.00
08/10/21	8406	North Bay Waterworks	SD5 Sewer Manhole Lids, July 2021	-29,459.06
08/10/21	8407	Peterson	Cust #:5656305, TPS#5 & TPS #3 Service, July 2021	-2,975.20
08/10/21	8408	Ram Print and Communications	Admin/Off Supplies, SD5 warrant approval stamp, July 2021	-135.85
08/10/21	8409	Roy's Sewer Service, Inc.	P&L, July 2021	-2,511.50
08/10/21	8410	TESCO Controls, Inc.	Cust #TIBU, M.P. Service, July 2021	-8,450.93
08/10/21	8411	Truckstops	SD5 Waterwagon Trailer, P.C. Maint. Equipment, July 2021	-7,251.42
08/10/21	8412	U.S. Bank	Acct#:4246-0441-0158-3635, June 2021 (AJE FY20-21) - July 2021	-9,269.47
08/10/21	8413	Univar	Cust ID #STDT001, Chemicals, July 2021	-8,400.47
08/10/21	8414	USA BlueBook	Cust #933682, Safety/PPE Supplies, July 2021	-322.59
08/10/21	8415	USA North 811	Cust #165410 re CA Underground Facilities Safe Excavation - July 2021	-451.98
08/10/21	8416	USA North 811	Cust #16541020 re Underground Service Alert of NorCal & NV - July 2021	-851.52
08/10/21	8417	Waste Management of Redwood Landfill	Acct #507-0000190-1507-2, Sludge Disposal, July 2021	-1,038.90
08/10/21	8418	Water Components & Building Supply	Acct #454, M.P. Maint. Supplies, July 2021	-1,912.09
08/10/21	8419	Wintersun Chemical	M.P. Chemicals, July 2021	-1,026.92
08/10/21	8420	WorkSmart Automation, Inc.	SD5 Comm System Maintenance, July - 2021	-620.00
08/10/21	8421	Pacific Gas & Electric	Acct #2908031411-4, Utilities, June 2021 (AJE FY20-21)	-25,138.16
08/10/21	8422	Alvarez, Joel	Mileage Reimb., July 2021	-27.44
08/10/21	8423	Collodi, Peter	S/B Reimb., July 2021	-15.68
08/10/21	8424	Driscoll, Stephen	S/B Mileage reimb., Jan-Jun 2021 (AJE FY20-21)	-411.04
08/10/21	8425	Rosser, John	S/B Reimb., June (AJE FY20-21) - July 2021	-269.65
Total JP Morgan Chase - Primary 7399				-305,864.99
TOTAL				-305,864.99

**Sanitary Distr. No.5 of Marin Co.
Warrant List Detail**

July 14 through August 10, 2021

Date	Num	Name	Memo	Account	Class	Paid Amount
08/03/21	EFT	CalPERS	EFT Health Premium, August 2021, Cust #4163206459	JP Morgan Chase - Primary 7399		
			Active Employee Health Premium - August 2021	8020.05 · Employee Health	Belvedere	-5,383.56
			Active Employee Health Premium - August 2021	8020.05 · Employee Health	Tiburon:Paradise Cove	-437.15
			Active Employee Health Premium - August 2021	8020.05 · Employee Health	Tiburon	-9,150.25
			Retiree Health Premium - August 2021	8022.05 · Reitree Health	Belvedere	-308.54
			Retiree Health Premium - August 2021	8022.05 · Reitree Health	Tiburon:Paradise Cove	-25.05
			Retiree Health Premium - August 2021	8022.05 · Reitree Health	Tiburon	-524.41
			Active Employee Health Premium - August 2021 - Admin Fee	8020.05 · Employee Health	Belvedere	-13.46
			Active Employee Health Premium - August 2021 - Admin Fee	8020.05 · Employee Health	Tiburon:Paradise Cove	-1.09
			Active Employee Health Premium - August 2021 - Admin Fee	8020.05 · Employee Health	Tiburon	-22.88
			Retiree Health Premium - August 2021 - Admin Fee	8022.05 · Reitree Health	Belvedere	-5.62
			Retiree Health Premium - August 2021 - Admin Fee	8022.05 · Reitree Health	Tiburon:Paradise Cove	-0.46
			Retiree Health Premium - August 2021 - Admin Fee	8022.05 · Reitree Health	Tiburon	-9.54
TOTAL						-15,882.01
08/06/21	EFT	PERS	EFT PERS Retirement, July 2021	JP Morgan Chase - Primary 7399		
			Retirement July 2021(Classic 1600 Rate): ER @ 14.194 %; EE @ 3.0%	8019.05 · PERS Retirement	Belvedere	-4,838.51
			Retirement July 2021(Classic 1600 Rate)	8019.05 · PERS Retirement	Tiburon:Paradise Cove	-392.89
			Retirement July 2021(Classic 1600 Rate)	8019.05 · PERS Retirement	Tiburon	-8,223.86
			Retirement July 2021(PEPRA Rates: ER @ 7.732%; EE @ 6.75%	8019.05 · PERS Retirement	Belvedere	-1,992.53
			Retirement July 2021(PEPRA Rate)	8019.05 · PERS Retirement	Tiburon:Paradise Cove	-161.80
			Retirement July 2021(PEPRA Rate)	8019.05 · PERS Retirement	Tiburon	-3,386.64
TOTAL						-18,996.23
07/15/21	8369	Staples, Inc.	Acct #60111000714, Office & Janitorial Supplies, June 2021 (AJE FY...	JP Morgan Chase - Primary 7399		
			Inv #2859579371, Office supplies, June 2021 (AJE FY20-21)	6047 · Office Supplies	Belvedere	-47.08
			Inv #2859579371, Office supplies, June 2021 (AJE FY20-21)	6047 · Office Supplies	Tiburon:Paradise Cove	-3.39
			Inv #2859579371, Office supplies, June 2021 (AJE FY20-21)	6047 · Office Supplies	Tiburon	-80.49
			Inv #2867995161, Janitorial Supplies, June 2021 (AJE FY20-21)	7023 · Janitorial Supplies & Service	Belvedere	-249.29
			Inv #2867995161, Janitorial Supplies, June 2021 (AJE FY20-21)	7023 · Janitorial Supplies & Service	Tiburon	-426.10
TOTAL						-806.35
07/15/21	8370	Town of Tiburon	Fuel, June 2021 (AJE FY20-21)	JP Morgan Chase - Primary 7399		
			Fuel, June 2021 (AJE FY20-21)	7071 · Fuel	Belvedere	-230.76
			Fuel, June 2021 (AJE FY20-21)	7071 · Fuel	Tiburon:Paradise Cove	-16.62
			Fuel, June 2021 (AJE FY20-21)	7071 · Fuel	Tiburon	-394.50
TOTAL						-641.88
07/15/21	8371	Verizon Wireless	Acct #0342125502-00001: iPhones, June 2021 (AJE FY20-21)	JP Morgan Chase - Primary 7399		
			Inv #9883456737: Monthly Charges (\$301.60) New NASPO MA 152 Agm...	8531 · Main Plant Telephones	Belvedere	-108.43
			Inv #9883456737: Monthly Charges (\$301.60) New NASPO MA 152 Agm...	8532 · Paradise Cove Telephones	Tiburon:Paradise Cove	-7.81
			Inv #9883456737: Monthly Charges (\$301.60) New NASPO MA 152 Agm...	8531 · Main Plant Telephones	Tiburon	-185.36
			Inv #9883456737: Taxes, Gov't Surcharges & Fees (AJE FY20-21)	8531 · Main Plant Telephones	Belvedere	-3.13
			Inv #9883456737: Taxes, Gov't Surcharges & Fees (AJE FY20-21)	8532 · Paradise Cove Telephones	Tiburon:Paradise Cove	-0.23
			Inv #9883456737: Taxes, Gov't Surcharges & Fees (AJE FY20-21)	8531 · Main Plant Telephones	Tiburon	-5.34
TOTAL						-310.30

**Sanitary Distr. No.5 of Marin Co.
Warrant List Detail**

July 14 through August 10, 2021

Date	Num	Name	Memo	Account	Class	Paid Amount
07/15/21	8372	Alvarez, Joel	Reimb for (2) EE Incentives, June 2021 (AJE FY20-21)	JP Morgan Chase - Primary 7399		
			Employee Incentive/Con't Ed Stipend: Completion of CSU Ops & Maint re...	8005 · Employee Incentives	Belvedere	-359.50
			Employee Incentive/Con't Ed Stipend: Completion of CSU Ops & Maint re...	8005 · Employee Incentives	Tiburon:Paradise Cove	-25.90
			Employee Incentive/Con't Ed Stipend: Completion of CSU Ops & Maint re...	8005 · Employee Incentives	Tiburon	-614.60
			Employee Incentive/Con't Ed Stipend: Completion of CSU Ops & Maint re...	8005 · Employee Incentives	Belvedere	-359.50
			Employee Incentive/Con't Ed Stipend: Completion of CSU Ops & Maint re...	8005 · Employee Incentives	Tiburon:Paradise Cove	-25.90
			Employee Incentive/Con't Ed Stipend: Completion of CSU Ops & Maint re...	8005 · Employee Incentives	Tiburon	-614.60
TOTAL						-2,000.00
08/10/21	8373	Access Answering Service	Acct #4080C, Answering Service, August 2021	JP Morgan Chase - Primary 7399		
			Inv #25794, Answering Service, August 2021- SSO & Alarm Notifications	8510 · Data/Alarms/IT Supp & Licensi...	Belvedere	-21.58
			Inv #25794, Answering Service, August 2021- SSO & Alarm Notifications	8510 · Data/Alarms/IT Supp & Licensi...	Tiburon:Paradise Cove	-1.75
			Inv #25794, Answering Service, August 2021- SSO & Alarm Notifications	8510 · Data/Alarms/IT Supp & Licensi...	Tiburon	-36.67
TOTAL						-60.00
08/10/21	8374	Ad-Lite Crane Service, Inc.	Crane Service @ M.P. S.C., Jul 2021	JP Morgan Chase - Primary 7399		
			Inv #17040, Crane service:Hoist/set Scum Collector at M.P. - July 2021	9307 · PS Generator Replacement	Belvedere	-365.68
			Inv #17040, Crane service:Hoist/set Scum Collector at M.P. - July 2021	9307 · PS Generator Replacement	Tiburon	-621.32
TOTAL						-987.00
08/10/21	8375	Alhambra	Acct #547945611762129, Water, July 2021	JP Morgan Chase - Primary 7399		
			Inv #12012314 072321 Water, 7.01.2021 - 7.23.2021	7023 · Janitorial Supplies & Service	Belvedere	-71.47
			Inv #12012314 072321 Water, 7.01.2021 - 7.23.2021	7042 · Paradise Supplies & Chemicals	Tiburon:Paradise Cove	-5.80
			Inv #12012314 072321 Water, 7.01.2021 - 7.23.2021	7023 · Janitorial Supplies & Service	Tiburon	-121.48
TOTAL						-198.75
08/10/21	8376	Banshee Networks, Inc.	Computer/IT Support, June - July 2021 (AJE FY20-21)	JP Morgan Chase - Primary 7399		
			Inv #14997, Troubleshooting, IT & security renewals + maintenance of all ...	8510 · Data/Alarms/IT Supp & Licensi...	Belvedere	-426.91
			Inv #14997, Troubleshooting, IT & security renewals + maintenance of all ...	8510 · Data/Alarms/IT Supp & Licensi...	Tiburon:Paradise Cove	-30.76
			Inv #14997, Troubleshooting, IT & security renewals + maintenance of all ...	8510 · Data/Alarms/IT Supp & Licensi...	Tiburon	-729.84
			Inv #14997, Troubleshooting, IT & security renewals + maintenance of all ...	8510 · Data/Alarms/IT Supp & Licensi...	Belvedere	-801.18
			Inv #14997, Troubleshooting, IT & security renewals + maintenance of all ...	8510 · Data/Alarms/IT Supp & Licensi...	Tiburon:Paradise Cove	-65.06
			Inv #14997, Troubleshooting, IT & security renewals + maintenance of all ...	8510 · Data/Alarms/IT Supp & Licensi...	Tiburon	-1,361.73
TOTAL						-3,415.48
08/10/21	8377	Brelje and Race Laboratories, I...	M.P./P.C. Plant Samples, May - June 2021 (AJE FY20-21)	JP Morgan Chase - Primary 7399		
			Inv #136200, #136916, M.P. Samples for May - June 2021 (AJE FY20-21)	7051 · Main Plant Lab Monitoring	Belvedere	-1,179.16
			Inv #136200, #136916, M.P. Samples for May - June 2021 (AJE FY20-21)	7052 · Paradise Cove Monitoring	Tiburon:Paradise Cove	-84.95
			Inv #136200, #136916, M.P. Samples for May - June 2021 (AJE FY20-21)	7051 · Main Plant Lab Monitoring	Tiburon	-2,015.89
TOTAL						-3,280.00

**Sanitary Distr. No.5 of Marin Co.
Warrant List Detail**

08/09/21

July 14 through August 10, 2021

Date	Num	Name	Memo	Account	Class	Paid Amount
08/10/21	8378	Burke, Williams & Sorensen, LLP	Legal Advice, June 2021 (AJE FY20-21) Inv #269134, SD5 VLTNS, June 2021 - (AJE FY20-21) Inv #269134, DCS, June 2021 - (AJE FY20-21) Inv #269134, DCS, June 2021 - (AJE FY20-21) Inv #269134, DCS, June 2021 - (AJE FY20-21)	JP Morgan Chase - Primary 7399 6039 · Legal 6039 · Legal 6039 · Legal 6039 · Legal	Tiburon Belvedere Tiburon:Paradise Cove Tiburon	-945.00 -385.02 -27.74 -658.24
TOTAL						-2,016.00
08/10/21	8379	Cal-Steam	Cust ID# 89563, Safety, June 2021 (AJE FY20-21) Inv #4120515, M.P. Supplies, June 2021 (AJE FY20-21) Inv #4120515, M.P. Supplies, June 2021 (AJE FY20-21)	JP Morgan Chase - Primary 7399 7021 · Plant Maintenance Supplies 7021 · Plant Maintenance Supplies	Belvedere Tiburon:Paradise Cove	-11.29 -19.29
TOTAL						-30.58
08/10/21	8380	Caltest Analytical Laboratory	M.P./P.C. Lab Sampling, July 2021 M.P. - B: #3064, #3242, ##3572, #3573, #3652, #3924 - July 2021 M.P. - T: #3064, #3242, ##3572, #3573, #3652, #3924 - July 2021	JP Morgan Chase - Primary 7399 7051 · Main Plant Lab Monitoring 7051 · Main Plant Lab Monitoring	Belvedere Tiburon	-974.27 -1,655.33
TOTAL						-2,629.60
08/10/21	8381	Caltronics Business Systems, I...	Acct #SD15, Multi-purpose Copier Contract, July 2021 Inv #3308461, Konica Multi-purpose copier (C308) contract, July 2021 Inv #3308461, Konica Multi-purpose copier (C308) contract, July 2021 Inv #3308461, Konica Multi-purpose copier (C308) contract, July 2021	JP Morgan Chase - Primary 7399 6047 · Office Supplies 6047 · Office Supplies 6047 · Office Supplies	Belvedere Tiburon:Paradise Cove Tiburon	-51.94 -4.22 -88.28
TOTAL						-144.44
08/10/21	8382	Central Marin Sanitation Agency	Pollution Prevention Pub Ed Costs, July 2021 Inv #00357, Shared Pollution Prevention Public Education Budget Costs,... Inv #00357, Shared Pollution Prevention Public Education Budget Costs,... Inv #00357, Shared Pollution Prevention Public Education Budget Costs,...	JP Morgan Chase - Primary 7399 6059 · Pollution Prevention/Public Edu 6059 · Pollution Prevention/Public Edu 6059 · Pollution Prevention/Public Edu	Belvedere Tiburon:Paradise Cove Tiburon	-899.45 -73.04 -1,528.76
TOTAL						-2,501.25
08/10/21	8383	Cintas Corporation #626	Acct #626-00821, PPE/Safetywear + Service, July 2021 PPE/Safetwear + Service: #4088913453, #4089677399, #4090260983, #... PPE/Safetwear + Service: #4088913453, #4089677399, #4090260983, #... PPE/Safetwear + Service: #4088913453, #4089677399, #4090260983, #... PPE/Safetywear + Service: Add'l Items, #1902309426, #1902310279 - Ju... PPE/Safetywear + Service: Add'l Items, #1902309426, #1902310279 - Ju... PPE/Safetywear + Service: Add'l Items, #1902309426, #1902310279 - Ju...	JP Morgan Chase - Primary 7399 8520 · Personal Protection/Safety Wear 8520 · Personal Protection/Safety Wear 8520 · Personal Protection/Safety Wear 8520 · Personal Protection/Safety Wear 8520 · Personal Protection/Safety Wear 8520 · Personal Protection/Safety Wear	Belvedere Tiburon:Paradise Cove Tiburon Belvedere Tiburon:Paradise Cove Tiburon	-63.75 -5.18 -108.36 -347.45 -28.21 -590.55
TOTAL						-1,143.50

**Sanitary Distr. No.5 of Marin Co.
Warrant List Detail**

08/09/21

July 14 through August 10, 2021

Date	Num	Name	Memo	Account	Class	Paid Amount
08/10/21	8384	Code Publishing, Inc.	Project#:329170, Web Update, July 2021 Inv #70556, SD5 Web Update, July 2021 Inv #70556, SD5 Web Update, July 2021 Inv #70556, SD5 Web Update, July 2021	JP Morgan Chase - Primary 7399 6017 · Consulting Fees 6017 · Consulting Fees 6017 · Consulting Fees	Belvedere Tiburon:Paradise Cove Tiburon	-24.76 -2.01 -42.08
TOTAL						-68.85
08/10/21	8385	CWEA	Member Dues, J Alvarez, July 2021 J alvarez (ID#406719), Membership Dues, 10.1.2021 - 6.30.2022 J alvarez (ID#406719), Membership Dues, 10.1.2021 - 6.30.2022 J alvarez (ID#406719), Membership Dues, 10.1.2021 - 6.30.2022 J alvarez (ID#406719), Membership Dues, 7.1.2022 - 9.30.2022 (AJE FY... J alvarez (ID#406719), Membership Dues, 7.1.2022 - 9.30.2022 (AJE FY... J alvarez (ID#406719), Membership Dues, 7.1.2022 - 9.30.2022 (AJE FY...	JP Morgan Chase - Primary 7399 6025 · Dues & Subscriptions 6025 · Dues & Subscriptions 6025 · Dues & Subscriptions 6025 · Dues & Subscriptions 6025 · Dues & Subscriptions 6025 · Dues & Subscriptions	Belvedere Tiburon:Paradise Cove Tiburon Belvedere Tiburon:Paradise Cove Tiburon	-57.54 -4.67 -97.79 -11.51 -0.93 -19.56
TOTAL						-192.00
08/10/21	8386	D&K Auto Service	SD5 Truck Maint., July 2021 Inv #68612, #68655, #68733, #68749, 2011 Silverado, 2013 F-250, 2015... Inv #68612, #68655, #68733, #68749, 2011 Silverado, 2013 F-250, 2015... Inv #68612, #68655, #68733, #68749, 2011 Silverado, 2013 F-250, 2015...	JP Morgan Chase - Primary 7399 7072 · Maintenance 7072 · Maintenance 7072 · Maintenance	Belvedere Tiburon:Paradise Cove Tiburon	-1,141.38 -92.68 -1,939.97
TOTAL						-3,174.03
08/10/21	8387	Delta Design Services	SD5 Vehicle Maint., July 2021 Inv #2416, SD5 Vehicle Graphics - July 2021 Inv #2416, SD5 Vehicle Graphics - July 2021 Inv #2416, SD5 Vehicle Graphics - July 2021	JP Morgan Chase - Primary 7399 7072 · Maintenance 7072 · Maintenance 7072 · Maintenance	Belvedere Tiburon:Paradise Cove Tiburon	-143.84 -11.68 -244.48
TOTAL						-400.00
08/10/21	8388	DKF Solutions Group, LLC	My Safety Officer Monthly Subscription, August 2021 Inv #11031, My Safety Officer Monthly Subscription Fee, August 2021 Inv #11031, My Safety Officer Monthly Subscription Fee, August 2021 Inv #11031, My Safety Officer Monthly Subscription Fee, August 2021	JP Morgan Chase - Primary 7399 8515 · Safety 8515 · Safety 8515 · Safety	Belvedere Tiburon:Paradise Cove Tiburon	-125.86 -10.22 -213.92
TOTAL						-350.00
08/10/21	8389	Frank Olsen Co.	Pump & Valve Replacement Program, July 2021 Inv #247242, P&L Pumps & Valves Rplcmnt - July 2021 Inv #247242, P&L Pumps & Valves Rplcmnt - July 2021	JP Morgan Chase - Primary 7399 9306 · PS Pump & Valve Replacements 9306 · PS Pump & Valve Replacements	Belvedere Tiburon	-1,650.18 -2,803.74
TOTAL						-4,453.92

**Sanitary Distr. No.5 of Marin Co.
Warrant List Detail**

08/09/21

July 14 through August 10, 2021

Date	Num	Name	Memo	Account	Class	Paid Amount
08/10/21	8390	Goodman Building Supply Co.	Acct #20070, Truck & M.P. Maint. Supplies, July 2021	JP Morgan Chase - Primary 7399		
			Inv #827817, #827161, #828495, Truck & M.P. supply replenishment - Jul...	7021 · Plant Maintenance Supplies	Belvedere	-137.60
			Inv #827817, #827161, #828495, Truck & M.P. supply replenishment - Jul...	7021 · Plant Maintenance Supplies	Tiburon:Paradise Cove	-11.17
			Inv #827817, #827161, #828495, Truck & M.P. supply replenishment - Jul...	7021 · Plant Maintenance Supplies	Tiburon	-233.88
TOTAL						-382.65
08/10/21	8391	Harrington Industrial Plastics L...	Cust #:044227, M.P. Supplies, July 2021	JP Morgan Chase - Primary 7399		
			Inv #006M6023, M.P. Supply replenishment, July 2021	7025 · Lab Supplies & Chemicals	Belvedere	-127.62
			Inv #006M6023, M.P. Supply replenishment, July 2021	7025 · Lab Supplies & Chemicals	Tiburon	-216.83
TOTAL						-344.45
08/10/21	8392	Home Depot Credit Services	Acct #6035 3220 0516 4334, M.P. Office/Breakroom, July 2021	JP Morgan Chase - Primary 7399		
			M.P. Office/Breakroom kitchen, July 2021	9217 · SD5 Shop Rplcmnt /Ops Control	Belvedere	-39.18
			M.P. Office/Breakroom kitchen, July 2021	9217 · SD5 Shop Rplcmnt /Ops Control	Tiburon	-66.58
TOTAL						-105.76
08/10/21	8393	Jackson's Hardware, Inc.	Acct #7601, PPE & P&L, Grounds Maint., July 2021	JP Morgan Chase - Primary 7399		
			Inv #84314, Grounds Maintenance, July 2021	7028 · Grounds Maintenance	Belvedere	-77.20
			Inv #84314, Grounds Maintenance, July 2021	7028 · Grounds Maintenance	Tiburon	-131.17
			Inv #84240, #85018 - Boots, gloves, surveyor vests, etc., (JT&RC) - July ...	8515 · Safety	Belvedere	-175.79
			Inv #84240, #85018 - Boots, gloves, surveyor vests, etc., (JT&RC) - July ...	8515 · Safety	Tiburon:Paradise Cove	-14.27
			Inv #84240, #85018 - Boots, gloves, surveyor vests, etc., (JT&RC) - July ...	8515 · Safety	Tiburon	-298.78
			Inv #84240, #85018 - Boots, gloves, surveyor vests, etc., (JT&RC) - July ...	8520 · Personal Protection/Safety Wear	Belvedere	-175.79
			Inv #84240, #85018 - Boots, gloves, surveyor vests, etc., (JT&RC) - July ...	8520 · Personal Protection/Safety Wear	Tiburon:Paradise Cove	-14.27
			Inv #84240, #85018 - Boots, gloves, surveyor vests, etc., (JT&RC) - July ...	8520 · Personal Protection/Safety Wear	Tiburon	-298.78
TOTAL						-1,186.05
08/10/21	8394	JM Integration, LLC	M.P. Parts & Service, July 2021	JP Morgan Chase - Primary 7399		
			Inv #21073: M.P. Parts & Service (Replace Sparling Flowmeter), July 2021	7022 · Plant Maint. Parts & Service	Belvedere	-1,928.54
			Inv #21073: M.P. Parts & Service (Replace Sparling Flowmeter), July 2021	7022 · Plant Maint. Parts & Service	Tiburon	-3,276.69
TOTAL						-5,205.23
08/10/21	8395	Ken Grady Company, Inc.	P.C. Process Control, July 2021	JP Morgan Chase - Primary 7399		
			Inv #177247, P.C. Plant Process Control @ O2 Analyzer - July 2021	9400 · Paradise Cove Capital	Tiburon:Paradise Cove	-3,343.64
TOTAL						-3,343.64
08/10/21	8396	Larry Walker Associates, Inc.	Tech Support for M.P. NPDES Reg. Assistance Renewal - June 2021 ...	JP Morgan Chase - Primary 7399		
			Inv #00113.10-20, Paradise Cove Regulatory Assistance Renewal - June ...	7064 · Paradise Cove NPDES Renewal	Tiburon:Paradise Cove	-2,405.05
TOTAL						-2,405.05

**Sanitary Distr. No.5 of Marin Co.
Warrant List Detail**

08/09/21

July 14 through August 10, 2021

Date	Num	Name	Memo	Account	Class	Paid Amount
08/10/21	8397	Linscott Engineering Contracto...	Belvedere P&L, July 2021 Inv #3711, P&L @ BPS#5 - July 2021	JP Morgan Chase - Primary 7399 7011 · Pumps & Lines Maintenance	Belvedere	-5,545.46
TOTAL						-5,545.46
08/10/21	8398	Lystek Int'l, LTD	Biosolids Transport, July 2021 Inv #153-423 Biosolids Transport to Lystek Facility, July 2021 Inv #153-423 Biosolids Transport to Lystek Facility, July 2021	JP Morgan Chase - Primary 7399 7029 · Main Plant Sludge Disposal 7029 · Main Plant Sludge Disposal	Belvedere Tiburon	-269.26 -457.49
TOTAL						-726.75
08/10/21	8399	Maggiora & Ghilotti, Inc.	M&G Project #7716 - Cove Rd. Force Main Replacement Project, Jun... 2020 Cove Rd Force Main Project Close-Out: Retention, Belvedere - Jun... 2020 Cove Rd Force Main Project Close-Out: Retention, Tiburon - June (...)	JP Morgan Chase - Primary 7399 Retainage Payable Retainage Payable	Belvedere Tiburon	-82,455.63 -30,916.61
TOTAL						-113,372.24
08/10/21	8400	Maltby Electric Supply Co., Inc.	Cust No.15953, M.P. Supplies, July 2021 Inv #S1953570.001, P&L Supplies, July 2021 Inv #S1953570.001, P&L Supplies, July 2021 Inv #S1953570.001, P&L Supplies, July 2021 Inv #S1953570.001, Shop/Break Room Remodel Supplies, July 2021 Inv #S1953570.001, Shop/Break Room Remodel Supplies, July 2021 Inv #S1953570.001, M.P. Supplies, July 2021 Inv #S1953570.001, M.P. Supplies, July 2021	JP Morgan Chase - Primary 7399 7011 · Pumps & Lines Maintenance 7011 · Pumps & Lines Maintenance 7011 · Pumps & Lines Maintenance 9217 · SD5 Shop Rplcmnt /Ops Control 9217 · SD5 Shop Rplcmnt /Ops Control 7021 · Plant Maintenance Supplies 7021 · Plant Maintenance Supplies	Belvedere Tiburon:Paradise Cove Tiburon Belvedere Tiburon Belvedere Tiburon	-92.35 -7.50 -156.96 -95.15 -161.66 -95.15 -161.65
TOTAL						-770.42
08/10/21	8401	Marin County Tax Collector	Acct #170796, Cust #21603, LAFCO Service Charges for FY21-22, Jul... Acct #170796, Cust #21603, LAFCO Service Charges for FY21-22 Acct #170796, Cust #21603, LAFCO Service Charges for FY21-22 Acct #170796, Cust #21603, LAFCO Service Charges for FY21-22	JP Morgan Chase - Primary 7399 6021 · County Fees 6021 · County Fees 6021 · County Fees	Belvedere Tiburon:Paradise Cove Tiburon	-1,497.95 -121.64 -2,546.01
TOTAL						-4,165.60
08/10/21	8402	Marin Resource Recovery Center	Cust #02-1527 0, M.P. Disposal, July 2021 Inv #1340623, Tx#: 1741438, M.P. Disposal, July 2021 Inv #1340623, Tx#: 1741438, M.P. Disposal, July 2021	JP Morgan Chase - Primary 7399 7023 · Janitorial Supplies & Service 7023 · Janitorial Supplies & Service	Belvedere Tiburon	-22.23 -37.77
TOTAL						-60.00
08/10/21	8403	McCampbell Analytical, Inc.	M.P. Monitoring, Acute & Aquatic Toxicity Testing, July 2021 Inv #2107878, Inv #2107D34, M.P. Monitoring, Acute Toxicity Testing, Jul... Inv #2107878, Inv #2107D34, M.P. Monitoring, Acute Toxicity Testing, Jul...	JP Morgan Chase - Primary 7399 7053 · Chronic Toxicity 7053 · Chronic Toxicity	Belvedere Tiburon	-731.55 -1,242.95
TOTAL						-1,974.50

**Sanitary Distr. No.5 of Marin Co.
Warrant List Detail**

08/09/21

July 14 through August 10, 2021

Date	Num	Name	Memo	Account	Class	Paid Amount
08/10/21	8404	Mill Valley Refuse Service, Inc.	Acct #032945, Garbage Service + 1 yd rental, August 2021 Garbage Service, Including 1 yd trash + 1 yd cardboard rental, August 20... Garbage Service, Including 1 yd trash + 1 yd cardboard rental, August 20...	JP Morgan Chase - Primary 7399 7023 · Janitorial Supplies & Service 7023 · Janitorial Supplies & Service	Belvedere Tiburon	-94.53 -160.62
TOTAL						-255.15
08/10/21	8405	Mill Valley Refuse Service, Inc.	Acct #063092, SLUDGE TRANSPORT, June (AJE FY20-21) - July 2021 Sludge Transport/Exchange only, 6.4.21, 6.15.21, 6.22.21 - June (AJE F... Sludge Transport/Exchange only, 6.4.21, 6.15.21, 6.22.21 - June (AJE F... Sludge Transport/Exchange only, 7.1.21 - July 2021 Sludge Transport/Exchange only, 7.1.21 - July 2021	JP Morgan Chase - Primary 7399 7029 · Main Plant Sludge Disposal 7029 · Main Plant Sludge Disposal 7029 · Main Plant Sludge Disposal 7029 · Main Plant Sludge Disposal	Belvedere Tiburon Belvedere Tiburon	-531.50 -908.50 -133.38 -226.62
TOTAL						-1,800.00
08/10/21	8406	North Bay Waterworks	SD5 Sewer Manhole Lids, July 2021 Inv #700, SD5 Sewer Manhol Lids (6) + Custom Logo - July 2021 Inv #700, SD5 Sewer Manhol Lids (6) + Custom Logo - July 2021	JP Morgan Chase - Primary 7399 7011 · Pumps & Lines Maintenance 7011 · Pumps & Lines Maintenance	Belvedere Tiburon	-10,914.58 -18,544.48
TOTAL						-29,459.06
08/10/21	8407	Peterson	Cust #:5656305, TPS#5 & TPS #3 Service, July 2021 Inv #SW270053646, #SW270053652, TPS #3 & TPS #5 Annual Service -...	JP Morgan Chase - Primary 7399 7041 · Paradise Parts & Service	Tiburon	-2,975.20
TOTAL						-2,975.20
08/10/21	8408	Ram Print and Communications	Admin/Off Supplies, SD5 warrant approval stamp, July 2021 Inv #291806 - new SD5 warrant approval stamp, July 2021 Inv #291806 - new SD5 warrant approval stamp, July 2021 Inv #291806 - new SD5 warrant approval stamp, July 2021	JP Morgan Chase - Primary 7399 6047 · Office Supplies 6047 · Office Supplies 6047 · Office Supplies	Belvedere Tiburon:Paradise Cove Tiburon	-48.85 -3.97 -83.03
TOTAL						-135.85
08/10/21	8409	Roy's Sewer Service, Inc.	P&L, July 2021 Inv #213086, Cleared line at Eastview Ave., as directed, 7.1.2021 Inv #213128, Cleared line at 2001 Paradise Dr., M.P., as directed, 7.8.2021 Inv #213128, Cleared line at 2001 Paradise Dr., M.P., as directed, 7.8.2021 Inv #213256, Cleared Capri clean-out to M.P., 7.12.2021 Inv #213256, Cleared Capri clean-out to M.P., 7.12.2021 Inv #213306, Cleared Main St., as directed, 7.27.2021	JP Morgan Chase - Primary 7399 7011 · Pumps & Lines Maintenance 7011 · Pumps & Lines Maintenance 7011 · Pumps & Lines Maintenance 7011 · Pumps & Lines Maintenance 7011 · Pumps & Lines Maintenance 7011 · Pumps & Lines Maintenance	Tiburon Belvedere Tiburon Belvedere Tiburon Tiburon	-1,110.00 -73.73 -125.27 -239.90 -407.60 -555.00
TOTAL						-2,511.50
08/10/21	8410	TESCO Controls, Inc.	Cust #TIBU, M.P. Service, July 2021 Inv #0073888-IN, M.P, 2 VFD motor controllers, July 2021 Inv #0073888-IN, M.P, 2 VFD motor controllers, July 2021	JP Morgan Chase - Primary 7399 7011 · Pumps & Lines Maintenance 7011 · Pumps & Lines Maintenance	Belvedere Tiburon	-3,131.07 -5,319.86
TOTAL						-8,450.93

**Sanitary Distr. No.5 of Marin Co.
Warrant List Detail**

08/09/21

July 14 through August 10, 2021

Date	Num	Name	Memo	Account	Class	Paid Amount
08/10/21	8411	Truckstops	SD5 Waterwagon Trailer, P.C. Maint. Equipment, July 2021	JP Morgan Chase - Primary 7399		
			Ackn/Inv #00450403, Multiquip Water Wagon Trailer, P.C. Maint. Equipm...	9416 · P.C. Equipment	Tiburon:Paradise Cove	-7,251.42
TOTAL						-7,251.42
08/10/21	8412	U.S. Bank	Acct#:4246-0441-0158-3635, June 2021 (AJE FY20-21) - July 2021	JP Morgan Chase - Primary 7399		
			#0822:/9545: Travel & Accomodations (Tri-State Seminar - 2 people), Zo...	6018.1 · Meetings & Travel	Belvedere	-1,036.43
			#0822:/9545: Travel & Accomodations (Tri-State Seminar - 2 people), Zo...	6018.1 · Meetings & Travel	Tiburon:Paradise Cove	-74.67
			#0822:/9545: Travel & Accomodations (Tri-State Seminar - 2 people), Zo...	6018.1 · Meetings & Travel	Tiburon	-1,771.88
			#0822:/9545: TR Travel & Accomdations - (CASA - 2 people) - July 2021	6018.1 · Meetings & Travel	Belvedere	-377.75
			#0822:/9545: TR Travel & Accomdations - (CASA - 2 people) - July 2021	6018.1 · Meetings & Travel	Tiburon:Paradise Cove	-30.67
			#0822:/9545: TR Travel & Accomdations - (CASA - 2 people) - July 2021	6018.1 · Meetings & Travel	Tiburon	-642.06
			#0822:/9545: Tri-State Seminar & training - (AJE FY20-21)	6020 · Continuing Education	Belvedere	-71.18
			#0822:/9545: Tri-State Seminar & training - (AJE FY20-21)	6020 · Continuing Education	Tiburon:Paradise Cove	-5.13
			#0822:/9545: Tri-State Seminar & training - (AJE FY20-21)	6020 · Continuing Education	Tiburon	-121.69
			#0822:/9545: Office Supplies, Amazon - July 2021	6047 · Office Supplies	Belvedere	-58.38
			#0822:/9545: Office Supplies, Amazon - July 2021	6047 · Office Supplies	Tiburon:Paradise Cove	-4.74
			#0822:/9545: Office Supplies, Amazon - July 2021	6047 · Office Supplies	Tiburon	-99.24
			#0822:/9545: Return-receipt postage re add'l Violation Notices, USPO (A...	6056 · Postage	Belvedere	-7.55
			#0822:/9545: Return-receipt postage re add'l Violation Notices, USPO (A...	6056 · Postage	Tiburon:Paradise Cove	-0.54
			#0822:/9545: Return-receipt postage re add'l Violation Notices, USPO (A...	6056 · Postage	Tiburon	-12.91
			#0822:/9545: Fuel - July 2021	7021 · Plant Maintenance Supplies	Belvedere	-37.55
			#0822:/9545: Fuel - July 2021	7021 · Plant Maintenance Supplies	Tiburon	-63.79
			#0822:/9545: Valves for P.C. Plant - July 2021	7041 · Paradise Parts & Service	Tiburon:Paradise Cove	-1,208.00
			#0822:/9545: D.O. Meter Lab Processing Equipment - July 2021	7051 · Main Plant Lab Monitoring	Tiburon	-343.27
			#0822:/9545: D.O. Meter Lab Processing Equipment - July 2021	7051 · Main Plant Lab Monitoring	Belvedere	-583.23
			#0822:/9545: Uniforms - July 2021	8520 · Personal Protection/Safety Wear	Belvedere	-19.68
			#0822:/9545: Uniforms - July 2021	8520 · Personal Protection/Safety Wear	Tiburon:Paradise Cove	-1.60
			#0822:/9545: Uniforms - July 2021	8520 · Personal Protection/Safety Wear	Tiburon	-33.46
			#0822:/9545: Kitchen remodel at M.P. Breakroom (AJE FY20-21)	9217 · SD5 Shop Rplcmnt /Ops Control	Belvedere	-957.73
			#0822:/9545: Kitchen remodel at M.P. Breakroom (AJE FY20-21)	9217 · SD5 Shop Rplcmnt /Ops Control	Tiburon:Paradise Cove	-69.00
			#0822:/9545: Kitchen remodel at M.P. Breakroom (AJE FY20-21)	9217 · SD5 Shop Rplcmnt /Ops Control	Tiburon	-1,637.34
TOTAL						-9,269.47
08/10/21	8413	Univar	Cust ID #STDT001, Chemicals, July 2021	JP Morgan Chase - Primary 7399		
			Inv #49336688, Sodium Bisulfite 25% (\$1.163/Gal), July 2021	7024 · Main Plant Chemicals	Belvedere	-2,339.46
			Inv #49336688, Sodium Bisulfite 25% (\$1.163/Gal), July 2021	7042 · Paradise Supplies & Chemicals	Tiburon:Paradise Cove	-189.97
			Inv #49336688, Sodium Bisulfite 25% (\$1.163/Gal), July 2021	7024 · Main Plant Chemicals	Tiburon	-3,976.31
			Inv #49303924, Sodium Hypochlorite 12.5% (\$0.7001/Gal), July 2021	7024 · Main Plant Chemicals	Belvedere	-681.34
			Inv #49303924, Sodium Hypochlorite 12.5% (\$0.7001/Gal), July 2021	7042 · Paradise Supplies & Chemicals	Tiburon:Paradise Cove	-55.33
			Inv #49303924, Sodium Hypochlorite 12.5% (\$0.7001/Gal), July 2021	7024 · Main Plant Chemicals	Tiburon	-1,158.06
TOTAL						-8,400.47
08/10/21	8414	USA BlueBook	Cust #933682, Safety/PPE Supplies, July 2021	JP Morgan Chase - Primary 7399		
			Inv #657220, New sitting stool @ SACADA counter, July 2021	6047 · Office Supplies	Belvedere	-119.52
			Inv #657220, New sitting stool @ SACADA counter, July 2021	6047 · Office Supplies	Tiburon	-203.07
TOTAL						-322.59

**Sanitary Distr. No.5 of Marin Co.
Warrant List Detail**

08/09/21

July 14 through August 10, 2021

Date	Num	Name	Memo	Account	Class	Paid Amount
08/10/21	8415	USA North 811	Cust #165410 re CA Underground Facilities Safe Excavation - July 20...	JP Morgan Chase - Primary 7399		
			Inv #21DIG165410, CA Underground Facilities Safe Excavation Regulato...	7011 · Pumps & Lines Maintenance	Belvedere	-162.53
			Inv #21DIG165410, CA Underground Facilities Safe Excavation Regulato...	7011 · Pumps & Lines Maintenance	Tiburon:Paradise Cove	-13.20
			Inv #21DIG165410, CA Underground Facilities Safe Excavation Regulato...	7011 · Pumps & Lines Maintenance	Tiburon	-276.25
TOTAL						-451.98
08/10/21	8416	USA North 811	Cust #16541020 re Underground Service Alert of NorCal & NV - July ...	JP Morgan Chase - Primary 7399		
			Inv #1654102021, USA North 811 Tickets + Membership fees, July 2021	7011 · Pumps & Lines Maintenance	Belvedere	-306.21
			Inv #1654102021, USA North 811 Tickets + Membership fees, July 2021	7011 · Pumps & Lines Maintenance	Tiburon:Paradise Cove	-24.86
			Inv #1654102021, USA North 811 Tickets + Membership fees, July 2021	7011 · Pumps & Lines Maintenance	Tiburon	-520.45
TOTAL						-851.52
08/10/21	8417	Waste Management of Redwoo...	Acct #507-0000190-1507-2, Sludge Disposal, July 2021	JP Morgan Chase - Primary 7399		
			Inv #0103131-1507-2, Sludge Disposal - 3 Drop-offs, 25.94 tons, July 2021	7029 · Main Plant Sludge Disposal	Belvedere	-384.91
			Inv #0103131-1507-2, Sludge Disposal - 3 Drop-offs, 25.94 tons, July 2021	7029 · Main Plant Sludge Disposal	Tiburon	-653.99
TOTAL						-1,038.90
08/10/21	8418	Water Components & Building ...	Acct #454, M.P. Maint. Supplies, July 2021	JP Morgan Chase - Primary 7399		
			Inv #30558236, #30558165, #30559401, M.P. Supplies - July 2021	7021 · Plant Maintenance Supplies	Belvedere	-708.43
			Inv #30558236, #30558165, #30559401, M.P. Supplies - July 2021	7021 · Plant Maintenance Supplies	Tiburon	-1,203.66
TOTAL						-1,912.09
08/10/21	8419	Wintersun Chemical	M.P. Chemicals, July 2021	JP Morgan Chase - Primary 7399		
			Inv #1904170-13, M.P. Odor Control - Ferrous Chloride Solution, July 2021	7024 · Main Plant Chemicals	Belvedere	-380.47
			Inv #1904170-13, M.P. Odor Control - Ferrous Chloride Solution, July 2021	7024 · Main Plant Chemicals	Tiburon	-646.45
TOTAL						-1,026.92
08/10/21	8420	WorkSmart Automation, Inc.	SD5 Comm System Maintenance, July - 2021	JP Morgan Chase - Primary 7399		
			Inv #5121, Troubleshooting at SCADA system + Reinstall ITAA softwar...	8510 · Data/Alarms/IT Supp & Licensi...	Belvedere	-222.95
			Inv #5121, Troubleshooting at SCADA system + Reinstall ITAA softwar...	8510 · Data/Alarms/IT Supp & Licensi...	Tiburon:Paradise Cove	-18.10
			Inv #5121, Troubleshooting at SCADA system + Reinstall ITAA softwar...	8510 · Data/Alarms/IT Supp & Licensi...	Tiburon	-378.95
TOTAL						-620.00
08/10/21	8421	Pacific Gas & Electric	Acct #2908031411-4, Utilities, June 2021 (AJE FY20-21)	JP Morgan Chase - Primary 7399		
			Acct #2908031411-4, Main Plant Utilities, June 2021 (AJE FY20-21)	8542 · Main Plant Utilities	Belvedere	-7,119.85
			Acct #2908031411-4, P.C. Plant Utilities, June 2021 (AJE FY20-21)	8543 · Paradise Cove Utilities	Tiburon:Paradise Cove	-2,086.36
			Acct #2908031411-4, Main Plant Utilities, June 2021 (AJE FY20-21)	8542 · Main Plant Utilities	Tiburon	-12,169.92
			Acct #2908031411-4, Belv Pump St Utilities, June 2021 (AJE FY20-21)	8544 · Pump Station Utilities	Belvedere	-1,465.51
			Acct #2908031411-4, P.C. Pump St Utilities, June 2021 (AJE FY20-21)	8544 · Pump Station Utilities	Tiburon:Paradise Cove	-277.60
			Acct #2908031411-4, Tib Pump St Utilities, June 2021 (AJE FY20-21)	8544 · Pump Station Utilities	Tiburon	-2,018.92
TOTAL						-25,138.16

Sanitary Distr. No.5 of Marin Co.

Warrant List Detail

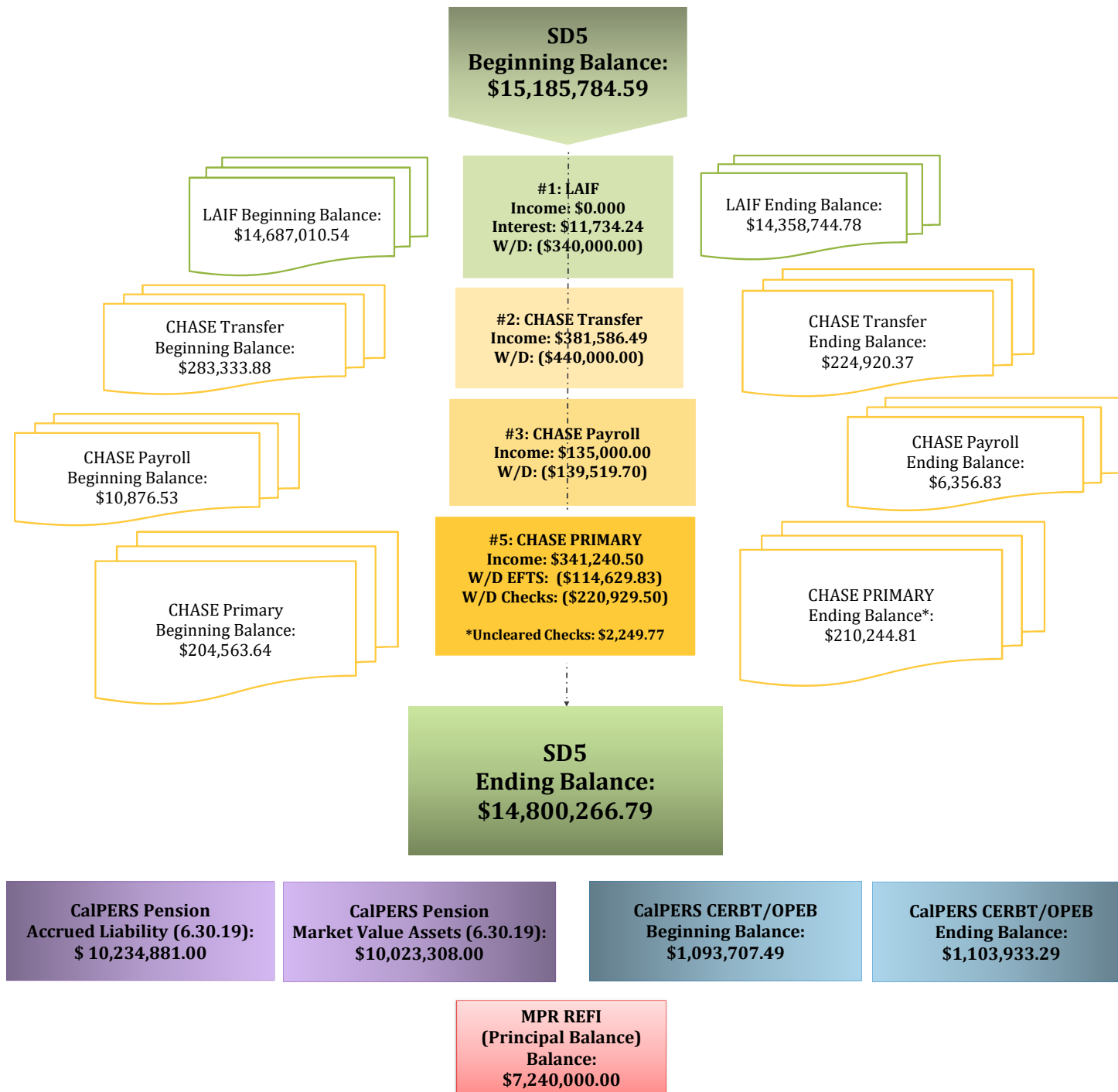
July 14 through August 10, 2021

08/09/21

Date	Num	Name	Memo	Account	Class	Paid Amount
08/10/21	8422	Alvarez, Joel	Mileage Reimb., July 2021	JP Morgan Chase - Primary 7399		
			Mileage Reimb. for Lab samples - July 2021	6018.2 · Standby Mileage Expense R...	Belvedere	-9.87
			Mileage Reimb. for Lab samples - July 2021	6018.2 · Standby Mileage Expense R...	Tiburon:Paradise Cove	-0.80
			Mileage Reimb. for Lab samples - July 2021	6018.2 · Standby Mileage Expense R...	Tiburon	-16.77
TOTAL						-27.44
08/10/21	8423	Collodi, Peter	S/B Reimb., July 2021	JP Morgan Chase - Primary 7399		
			Standby Mileage Reimb. for Lab samples - July 2021	6018.2 · Standby Mileage Expense R...	Belvedere	-5.64
			Standby Mileage Reimb. for Lab samples - July 2021	6018.2 · Standby Mileage Expense R...	Tiburon:Paradise Cove	-0.46
			Standby Mileage Reimb. for Lab samples - July 2021	6018.2 · Standby Mileage Expense R...	Tiburon	-9.58
TOTAL						-15.68
08/10/21	8424	Driscoll, Stephen	S/B Mileage reimb., Jan-Jun 2021 (AJE FY20-21)	JP Morgan Chase - Primary 7399		
			Mileage Reimb. for M.P. Standby, M.P. (B) - Jan-Jun 2021 (AJE FY20-21)	6018.2 · Standby Mileage Expense R...	Belvedere	-127.82
			Mileage Reimb. for P.C. - Jan-Jun 2021 (AJE FY20-21)	6018.2 · Standby Mileage Expense R...	Tiburon:Paradise Cove	-64.74
			Mileage Reimb. for M.P. Standby, M.P. (T) - Jan-Jun 2021 (AJE FY20-21)	6018.2 · Standby Mileage Expense R...	Tiburon	-218.48
TOTAL						-411.04
08/10/21	8425	Rosser, John	S/B Reimb., June (AJE FY20-21) - July 2021	JP Morgan Chase - Primary 7399		
			Standby Mileage Reimb. for Belvedere - June 2021 (AJE FY20-21)	6018.2 · Standby Mileage Expense R...	Belvedere	-171.65
			Standby Mileage Reimb. for Belvedere - July 2021	6018.2 · Standby Mileage Expense R...	Belvedere	-98.00
TOTAL						-269.65

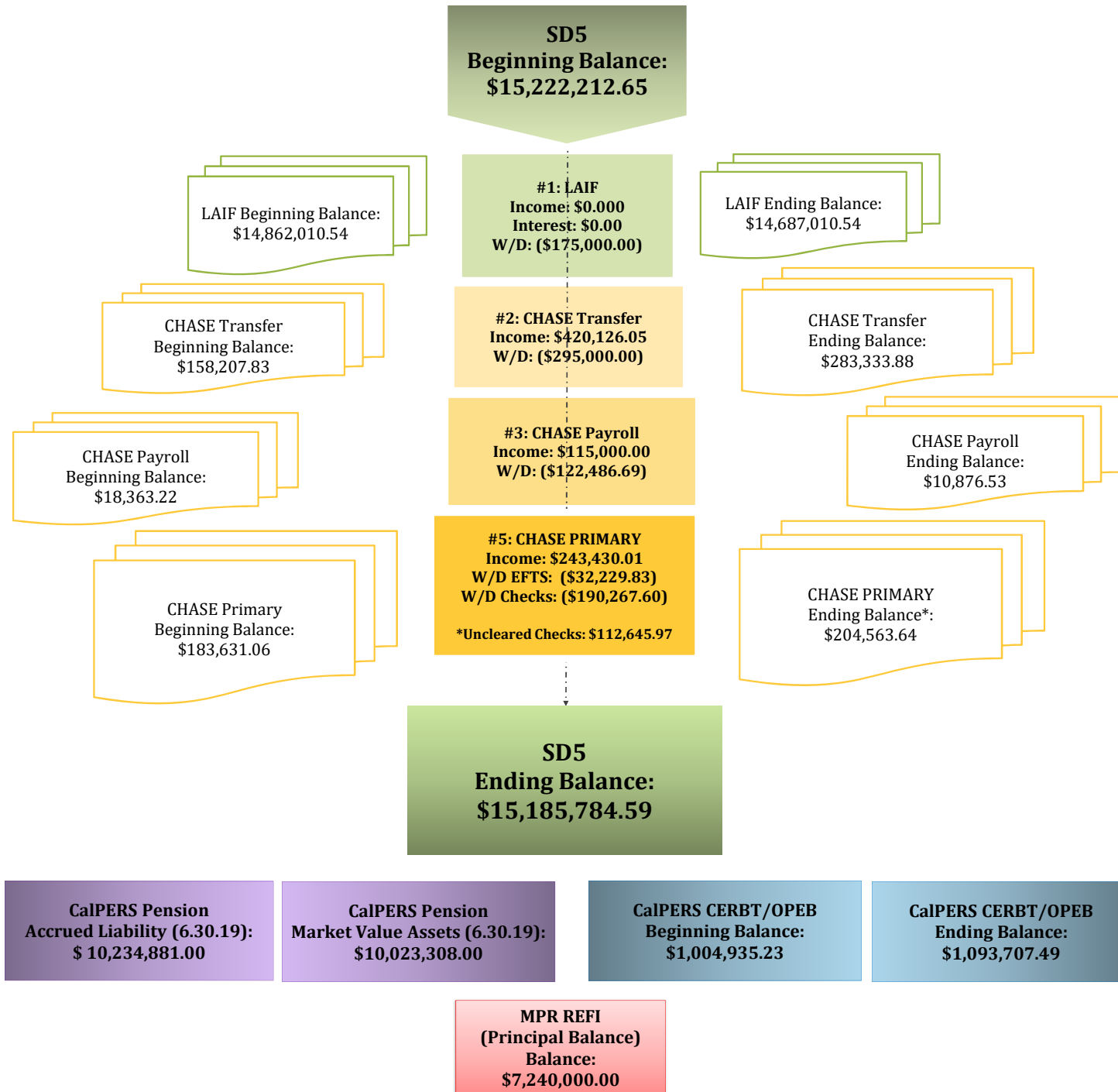
CASH FLOW CHART

SANITARY DISTRICT NO. 5 OF MARIN COUNTY: July 2021



CASH FLOW CHART

SANITARY DISTRICT NO. 5 OF MARIN COUNTY: June 2021



JUL 14, 2021

SANITARY DISTRICT NO 5 - 0400-2116
PO BOX 227
BELVEDERE TIBURON, CA 94920

CHECK DATE : 07/15/2021 WEEK 29
PERIOD BEGIN : 07/01/2021
PERIOD END : 07/15/2021

*off
ju*

Dear Paychex Preview Client,

Enclosed are your payroll reports and checks. Please verify that all information is accurate and correct. If there are any questions or concerns, please contact us immediately.

If you have tax deposits due, ensure the deposits are initiated at least one banking day prior to the due date to avoid penalties. We will assume that these deposits were made on the due dates and they will be reflected on your returns accordingly.

This is a summary of your payroll transactions of the check date of 07/15/2021. It does not reflect miscellaneous administrative charges. Please refer to your Paychex Human Resource Services invoice(s) for any additional cash required for this check date.

PAYROLL TOTALS

DIRECT DEPOSIT DEBITED FROM YOUR ACCOUNT	41400.75		
READYCHEX DEBITED FROM YOUR ACCOUNT	1415.45	NUMBER OF PAYROLL CHECKS	19
TOTAL NET PAYROLL	42816.20		
BILLING PAYMENT	295.30 ✓	Withdrawal made by PAYCHEX INC. on above check date.	
AMOUNT DEBITED FROM TAX ACCOUNT	23062.68		
TOTAL TAX LIABILITY DUE BY CLIENT	0.00		
TOTAL TAX LIABILITY	23062.68 ✓	NUMBER OF CHECKS PRINTED	19
ADJUSTMENTS TO TAX LIABILITY			
TOTAL ADJUSTMENTS	-0.00		
TOTAL NET PAYROLL, TAX LIABILITY, AND SERVICES	65878.88		
TOTAL COST OF PAYROLL	66174.18	NUMBER OF MANUAL/VOID TRANSACTIONS	0

TAX DEPOSITS DUE

TAX AGENCY	TAXPAY	NON-TAXPAY	DUE DATE	
FEDERAL	19693.88		07/21/2021	Deposit made by PAYCHEX INC. on your behalf.
STATE - CA	3237.68		07/21/2021	Deposit made by PAYCHEX INC. on your behalf.

RECEIVED
JUL 15 2021
Sanitary District No. 5
of Marin County

JUL 28, 2021

SANITARY DISTRICT NO 5 - 0400-2116
PO BOX 227
BELVEDERE TIBURON, CA 94920

CHECK DATE : 07/30/2021 WEEK 31
PERIOD BEGIN : 07/16/2021
PERIOD END : 07/31/2021

Dear Paychex Preview Client,

Enclosed are your payroll reports and checks. Please verify that all information is accurate and correct. If there are any questions or concerns, please contact us immediately.

If you have tax deposits due, ensure the deposits are initiated at least one banking day prior to the due date to avoid penalties. We will assume that these deposits were made on the due dates and they will be reflected on your returns accordingly.

This is a summary of your payroll transactions of the check date of 07/30/2021. It does not reflect miscellaneous administrative charges. Please refer to your Paychex Human Resource Services invoice(s) for any additional cash required for this check date.

PAYROLL TOTALS

DIRECT DEPOSIT DEBITED FROM YOUR ACCOUNT	39794.40		
READYCHEX DEBITED FROM YOUR ACCOUNT	0.00	NUMBER OF PAYROLL CHECKS	18
TOTAL NET PAYROLL	39794.40		
 BILLING PAYMENT	 268.20 ✓	 Withdrawal made by PAYCHEX INC. on above check date.	
 AMOUNT DEBITED FROM TAX ACCOUNT	 23059.61		
TOTAL TAX LIABILITY DUE BY CLIENT	0.00		
TOTAL TAX LIABILITY	23059.61 ✓	NUMBER OF CHECKS PRINTED	18
 ADJUSTMENTS TO TAX LIABILITY			
TOTAL ADJUSTMENTS	-0.00		
TOTAL NET PAYROLL, TAX LIABILITY, AND SERVICES	62854.01		
TOTAL COST OF PAYROLL	63122.21	NUMBER OF MANUAL/VOID TRANSACTIONS	0

TAX DEPOSITS DUE

TAX AGENCY	TAXPAY	NON-TAXPAY	DUE DATE
FEDERAL	19200.07		08/04/2021 Deposit made by PAYCHEX INC. on your behalf.
STATE - CA	3662.14		08/04/2021 Deposit made by PAYCHEX INC. on your behalf.

JUL 29, 2021

SANITARY DISTRICT NO 5 - 0400-2116
PO BOX 227
BELVEDERE TIBURON, CA 94920

CHECK DATE : 07/30/2021-2 WEEK 31
PERIOD BEGIN : 07/16/2021
PERIOD END : 07/31/2021

Dear Paychex Preview Client,

Enclosed are your payroll reports and checks. Please verify that all information is accurate and correct. If there are any questions or concerns, please contact us immediately.

If you have tax deposits due, ensure the deposits are initiated at least one banking day prior to the due date to avoid penalties. We will assume that these deposits were made on the due dates and they will be reflected on your returns accordingly.

This is a summary of your payroll transactions of the check date of 07/30/2021. It does not reflect miscellaneous administrative charges. Please refer to your Paychex Human Resource Services invoice(s) for any additional cash required for this check date.

PAYROLL TOTALS

DIRECT DEPOSIT DEBITED FROM YOUR ACCOUNT	1016.24		
READYCHEX DEBITED FROM YOUR ACCOUNT	0.00	NUMBER OF PAYROLL CHECKS	1
TOTAL NET PAYROLL	1016.24 ✓		
 BILLING PAYMENT	 21.15 ✓	 Withdrawal made by PAYCHEX INC. on above check date.	
 AMOUNT DEBITED FROM TAX ACCOUNT	 263.74		
TOTAL TAX LIABILITY DUE BY CLIENT	0.00		
TOTAL TAX LIABILITY	263.74 ✓	NUMBER OF CHECKS PRINTED	1
 ADJUSTMENTS TO TAX LIABILITY			
TOTAL ADJUSTMENTS	-0.00		
TOTAL NET PAYROLL, TAX LIABILITY, AND SERVICES	1279.98		
TOTAL COST OF PAYROLL	1301.13	NUMBER OF MANUAL/VOID TRANSACTIONS	0

TAX DEPOSITS DUE

TAX AGENCY	TAXPAY	NON-TAXPAY	DUE DATE	
FEDERAL	19450.06		08/04/2021	Deposit made by PAYCHEX INC. on your behalf.
STATE - CA	3675.89		08/04/2021	Deposit made by PAYCHEX INC. on your behalf.

Sanitary Distr. No.5 of Marin Co.
Comparative Balance Sheet (per Year-End Adjustments)
As of July 31, 2021

	<u>Jul 31, 21</u>	<u>Jun 30, 21</u>	<u>\$ Change</u>
ASSETS			
Current Assets			
Checking/Savings			
Local Agency Investment Fund			
Belvedere			
Belvedere Operating	3,521,223.03	3,521,223.03	0.00
Belvedere Operating Reserve	516,923.05	516,923.05	0.00
Belvedere Capital & CIP Reserve	2,117,930.80	2,117,930.80	0.00
Belvedere PERS Retirement Trust	356,250.00	356,250.00	0.00
Belvedere Disaster Recovery Fnd	356,250.00	356,250.00	0.00
Total Belvedere	<u>6,868,576.88</u>	<u>6,868,576.88</u>	<u>0.00</u>
Tiburon			
Tiburon Operating	1,957,716.82	2,285,982.58	-328,265.76
Tiburon Operating Reserve	683,930.00	683,930.00	0.00
Tiburon Capital & CIP Reserve	3,561,021.08	3,561,021.08	0.00
Tiburon PERS Retirement Trust	643,750.00	643,750.00	0.00
Tiburon Disaster Recovery Fund	643,750.00	643,750.00	0.00
Total Tiburon	<u>7,490,167.90</u>	<u>7,818,433.66</u>	<u>-328,265.76</u>
Total Local Agency Investment Fund	<u>14,358,744.78</u>	<u>14,687,010.54</u>	<u>-328,265.76</u>
JP Morgan Chase - Primary 7399	190,013.90	91,917.67	98,096.23
JP Morgan Chase - Payroll 7506	6,335.68	10,876.53	-4,540.85
JP Morgan Chase - Transfer 7522	224,920.37	283,333.88	-58,413.51
Total Checking/Savings	<u>14,780,014.73</u>	<u>15,073,138.62</u>	<u>-293,123.89</u>
Accounts Receivable			
Accounts Receivable	30,689.24	30,689.24	0.00
Total Accounts Receivable	<u>30,689.24</u>	<u>30,689.24</u>	<u>0.00</u>
Other Current Assets			
Prepaid Expense	78,249.12	78,249.12	0.00
Petty Cash	881.92	881.92	0.00
1499 - Undeposited Funds	16,760.22	0.00	16,760.22
Total Other Current Assets	<u>95,891.26</u>	<u>79,131.04</u>	<u>16,760.22</u>
Total Current Assets	<u>14,906,595.23</u>	<u>15,182,958.90</u>	<u>-276,363.67</u>
Fixed Assets	<u>19,228,004.19</u>	<u>19,228,004.19</u>	<u>0.00</u>
TOTAL ASSETS	<u><u>34,134,599.42</u></u>	<u><u>34,410,963.09</u></u>	<u><u>-276,363.67</u></u>
LIABILITIES & EQUITY			
Liabilities			
Current Liabilities			
Accounts Payable	78,249.12	0.00	78,249.12

Sanitary Distr. No.5 of Marin Co.
Comparative Balance Sheet (per Year-End Adjustments)
As of July 31, 2021

	<u>Jul 31, 21</u>	<u>Jun 30, 21</u>	<u>\$ Change</u>
Other Current Liabilities			
Deferred Income for Permits	156,916.00	156,916.00	0.00
Compensated Absences Current	133,202.91	133,202.91	0.00
Retainage Payable	113,372.24	113,372.24	0.00
MPR Rev Bond Interest Payable	44,888.00	44,888.00	0.00
MPR Rev Bonds Payable Current	580,000.00	580,000.00	0.00
Total Other Current Liabilities	<u>1,028,379.15</u>	<u>1,028,379.15</u>	<u>0.00</u>
Total Current Liabilities	1,106,628.27	1,028,379.15	78,249.12
Long Term Liabilities			
2960 · Deferred Debt Refinancing Costs	120,837.60	120,837.60	0.00
2061 · OPEB Related Liability	691,796.00	691,796.00	0.00
Pension-related Liabilities	-375,847.00	-375,847.00	0.00
MPR Revenue Bonds Payable	6,660,000.00	6,660,000.00	0.00
Total Long Term Liabilities	<u>7,096,786.60</u>	<u>7,096,786.60</u>	<u>0.00</u>
Total Liabilities	8,203,414.87	8,125,165.75	78,249.12
Equity			
3900 · Net Assets	26,285,797.34	26,422,561.02	-136,763.68
Net Income	-354,612.79	-136,763.68	-217,849.11
Total Equity	<u>25,931,184.55</u>	<u>26,285,797.34</u>	<u>-354,612.79</u>
TOTAL LIABILITIES & EQUITY	<u>34,134,599.42</u>	<u>34,410,963.09</u>	<u>-276,363.67</u>

Sanitary Distr. No.5 of Marin Co. Annual Budget vs Actual Expenses (Per Year-End Adjustments) July 2021

	Jul 21	Budget	\$ Over Budget	% of Bud...
Ordinary Income/Expense				
Income				
5000 · Property Taxes				
5001.2 · TEETER	4,168.55	825,000.00	-820,831.45	0.5%
5002 · UNSEC	0.00	15,000.00	-15,000.00	0.0%
5003 · PUNS / PRIOR UNSECURED	0.00	500.00	-500.00	0.0%
5004 · REDEMPTION / RDMPT	32.84			
5006 · SPLU	0.00	300.00	-300.00	0.0%
5041 · SUPSEC	875.84	12,000.00	-11,124.16	7.3%
5043 · SECU	0.00	0.00	0.00	0.0%
5046 · Excess ERAF	0.00	300,000.00	-300,000.00	0.0%
5280 · HOPTR	0.00	3,333.00	-3,333.00	0.0%
5483 · Other tax	1.49			
Total 5000 · Property Taxes	5,078.72	1,156,133.00	-1,151,054.28	0.4%
5007 · Sewer Service Charge				
5007.1 · Sewer Service - Tiburon Ops	18,911.45	2,283,000.00	-2,264,088.55	0.8%
5007.5 · Sewer Service - Tiburon Cap	908.96	12,000.00	-11,091.04	7.6%
5007.2 · Sewer Service-Belv Ops	10,095.85	1,300,000.00	-1,289,904.15	0.8%
5007.3 · Sewer Service-Belv Cap	6,591.51	866,300.00	-859,708.49	0.8%
5007.4 · Other User Fees	0.00	38,700.00	-38,700.00	0.0%
Total 5007 · Sewer Service Charge	36,507.77	4,500,000.00	-4,463,492.23	0.8%
5201 · Interest				
5201.2 · Interest LAIF	11,734.24	100,000.00	-88,265.76	11.7%
Total 5201 · Interest	11,734.24	100,000.00	-88,265.76	11.7%
5900.3 · Connection Fees				
5900.30 · Connection Permit Fees	300.00	10,000.00	-9,700.00	3.0%
5900.31 · Collection	743.00	100,000.00	-99,257.00	0.7%
5900.34 · Treatment	535.00	100,000.00	-99,465.00	0.5%
Total 5900.3 · Connection Fees	1,578.00	210,000.00	-208,422.00	0.8%
5900.4 · Inspection Permit Fees	550.00	17,000.00	-16,450.00	3.2%
5900.5 · SASM Expense Reimb.	16,760.22	100,000.00	-83,239.78	16.8%
5900.9 · Other Income	0.00	100.00	-100.00	0.0%
5900.10 · Paradise Sewer Line Ext. Fees	0.00	14,040.00	-14,040.00	0.0%
Total Income	72,208.95	6,097,273.00	-6,025,064.05	1.2%
Gross Profit	72,208.95	6,097,273.00	-6,025,064.05	1.2%
Expense				
6000 · Administrative Expenses				
6001 · Advertising	325.00	1,000.00	-675.00	32.5%
6008 · Audit & Accounting	0.00	40,000.00	-40,000.00	0.0%
6017 · Consulting Fees	4,915.86	150,000.00	-145,084.14	3.3%
6018 · Travel & Meetings				
6018.1 · Meetings & Travel	54.99	6,000.00	-5,945.01	0.9%
6018.2 · Standby Mileage Expense Reimb	276.93	9,000.00	-8,723.07	3.1%
Total 6018 · Travel & Meetings	331.92	15,000.00	-14,668.08	2.2%
6020 · Continuing Education	250.00	10,000.00	-9,750.00	2.5%
6021 · County Fees	0.00	16,590.00	-16,590.00	0.0%
6024 · Director Fees	3,500.00	9,000.00	-5,500.00	38.9%
6025 · Dues & Subscriptions	4,926.83	31,000.00	-26,073.17	15.9%
6033 · Insurance Property & Liability				
6033.1 · PLP Public Entity Phys Damage	0.00	25,000.00	-25,000.00	0.0%
6033.2 · General Liability	61,710.21	45,000.00	16,710.21	137.1%
6033.3 · Physical Property Damage - Auto	4,174.00	4,000.00	174.00	104.4%
Total 6033 · Insurance Property & Liability	65,884.21	74,000.00	-8,115.79	89.0%
6039 · Legal	3,008.50	50,000.00	-46,991.50	6.0%
6047 · Office Supplies	468.34	10,000.00	-9,531.66	4.7%
6056 · Postage	21.20	1,000.00	-978.80	2.1%
6059 · Pollution Prevention/Public Edu	0.00	5,000.00	-5,000.00	0.0%
6065 · Miscellaneous Expense	0.00			
Total 6000 · Administrative Expenses	83,631.86	412,590.00	-328,958.14	20.3%

Sanitary Distr. No.5 of Marin Co.
Annual Budget vs Actual Expenses (Per Year-End Adjustments)
July 2021

	Jul 21	Budget	\$ Over Budget	% of Bud...
7000 · Ops & Maintenance Expenses				
7010 · Pumps & Lines Maintenance				
7011 · Pumps & Lines Maintenance	20,306.05	75,000.00	-54,693.95	27.1%
7013 · Emergency Line Repair	13,799.18	50,000.00	-36,200.82	27.6%
Total 7010 · Pumps & Lines Maintenance	34,105.23	125,000.00	-90,894.77	27.3%
7020 · Main Plant Maintenance				
7021 · Plant Maintenance Supplies	392.20	25,000.00	-24,607.80	1.6%
7022 · Plant Maint. Parts & Service	8,512.77	130,000.00	-121,487.23	6.5%
7023 · Janitorial Supplies & Service	1,113.44	9,000.00	-7,886.56	12.4%
7024 · Main Plant Chemicals	-791.86	111,000.00	-111,791.86	-0.7%
7025 · Lab Supplies & Chemicals	1,082.20	20,000.00	-18,917.80	5.4%
7027 · Electrical & Instrument	0.00	15,000.00	-15,000.00	0.0%
7028 · Grounds Maintenance	157.95	6,000.00	-5,842.05	2.6%
7029 · Main Plant Sludge Disposal	1,457.67	41,000.00	-39,542.33	3.6%
7030 · Main Plant Outfall	0.00	6,500.00	-6,500.00	0.0%
Total 7020 · Main Plant Maintenance	11,924.37	363,500.00	-351,575.63	3.3%
7040 · Paradise Cove Plant Maint				
7041 · Paradise Parts & Service	5,042.30	10,000.00	-4,957.70	50.4%
7042 · Paradise Supplies & Chemicals	128.10	5,000.00	-4,871.90	2.6%
Total 7040 · Paradise Cove Plant Maint	5,170.40	15,000.00	-9,829.60	34.5%
7050 · Monitoring				
7051 · Main Plant Lab Monitoring	3,229.60	45,000.00	-41,770.40	7.2%
7052 · Paradise Cove Monitoring	312.55	15,000.00	-14,687.45	2.1%
Total 7050 · Monitoring	3,542.15	60,000.00	-56,457.85	5.9%
7060 · Permits/Fees				
7062 · Permits/Fees - General	6,978.90	50,000.00	-43,021.10	14.0%
7063 · Paradise Cove Permits/Fees	167.76	9,000.00	-8,832.24	1.9%
Total 7060 · Permits/Fees	7,146.66	59,000.00	-51,853.34	12.1%
7070 · Truck Maintenance				
7071 · Fuel	743.22	15,000.00	-14,256.78	5.0%
7072 · Maintenance	153.72	10,000.00	-9,846.28	1.5%
Total 7070 · Truck Maintenance	896.94	25,000.00	-24,103.06	3.6%
Total 7000 · Ops & Maintenance Expenses	62,785.75	647,500.00	-584,714.25	9.7%
8000 · Salaries and Benefits Expenses				
8001 · Salaries	92,742.63	1,353,783.00	-1,261,040.37	6.9%
8003 · Overtime	10,733.01	100,000.00	-89,266.99	10.7%
8004 · Standby Pay	6,419.02	76,043.00	-69,623.98	8.4%
8005 · Employee Incentives	7,000.00	70,000.00	-63,000.00	10.0%
8006 · Vacation Buyout	10,576.11	30,000.00	-19,423.89	35.3%
8013 · Payroll Taxes	10,540.25	101,047.00	-90,506.75	10.4%
8015 · Payroll/Bank Fees	584.65	6,250.00	-5,665.35	9.4%
8016 · Car Allowance	6,000.00	6,000.00	0.00	100.0%
8019 · PERS Retirement				
8019.05 · PERS Retirement	31,091.76	304,705.00	-273,613.24	10.2%
8019.06 · PERS Retirement - RBP	0.00	350.00	-350.00	0.0%
8019.08 · PERS Retirement - CalPERS UAL	0.00	20,000.00	-20,000.00	0.0%
Total 8019 · PERS Retirement	31,091.76	325,055.00	-293,963.24	9.6%
8020 · Employee Health				
8020.05 · Employee Health	15,034.93	223,418.00	-208,383.07	6.7%
8021 · Employee Health Deductions	-195.86			
Total 8020 · Employee Health	14,839.07	223,418.00	-208,578.93	6.6%
8022 · Retiree Health				
8022.05 · Retiree Health	30,968.39	77,127.00	-46,158.61	40.2%
8022.10 · CERBT/OPEB Annual Arc Contribtn	0.00	118,400.00	-118,400.00	0.0%
Total 8022 · Retiree Health	30,968.39	195,527.00	-164,558.61	15.8%

Sanitary Distr. No.5 of Marin Co.
Annual Budget vs Actual Expenses (Per Year-End Adjustments)
July 2021

	Jul 21	Budget	\$ Over Budget	% of Bud...
8023 · Workers Comp Insurance	42,618.00	55,000.00	-12,382.00	77.5%
Total 8000 · Salaries and Benefits Expenses	264,112.89	2,542,123.00	-2,278,010.11	10.4%
8500 · Other Operating Expenses				
8510 · Data/Alarms/IT Supp & Licensing	14,498.36	100,000.00	-85,501.64	14.5%
8515 · Safety	350.00	40,000.00	-39,650.00	0.9%
8520 · Personal Protection/Safety Wear	724.71	15,000.00	-14,275.29	4.8%
8530 · Telephone				
8531 · Main Plant Telephones	615.75	11,000.00	-10,384.25	5.6%
8532 · Paradise Cove Telephones	350.03	4,000.00	-3,649.97	8.8%
8533 · Pumps & Lines Telephones	483.26	7,000.00	-6,516.74	6.9%
Total 8530 · Telephone	1,449.04	22,000.00	-20,550.96	6.6%
8540 · Utilities				
8541 · Water	1,382.21	8,000.00	-6,617.79	17.3%
8542 · Main Plant Utilities	0.00	200,000.00	-200,000.00	0.0%
8543 · Paradise Cove Utilities	0.00	18,000.00	-18,000.00	0.0%
8544 · Pump Station Utilities	0.00	45,000.00	-45,000.00	0.0%
Total 8540 · Utilities	1,382.21	271,000.00	-269,617.79	0.5%
Total 8500 · Other Operating Expenses	18,404.32	448,000.00	-429,595.68	4.1%
Total Expense	428,934.82	4,050,213.00	-3,621,278.18	10.6%
Net Ordinary Income	-356,725.87	2,047,060.00	-2,403,785.87	-17.4%
Other Income/Expense				
Other Expense				
9100 · Capital Expenditures				
9200 · Main Plant Equipment Capital				
9203 · M.P. Flare Rehabilitation	0.00	30,000.00	-30,000.00	0.0%
9209 · ScrewPress PolyBlend Redundancy	0.00	35,000.00	-35,000.00	0.0%
9212 · M.P. Headworks Grinder Rplcmnt				
9212.1 · Explosion Proof Electric Hoist	0.00	10,000.00	-10,000.00	0.0%
9212 · M.P. Headworks Grinder Rplcmnt - Other	0.00	25,000.00	-25,000.00	0.0%
Total 9212 · M.P. Headworks Grinder Rplcmnt	0.00	35,000.00	-35,000.00	0.0%
9217 · SD5 Shop Rplcmnt /Ops Control	2,949.99			
9219 · C12 Flash Mixer	0.00	15,000.00	-15,000.00	0.0%
Total 9200 · Main Plant Equipment Capital	2,949.99	115,000.00	-112,050.01	2.6%
9300 · Pumps & Lines Capital				
9301 · Tiburon Sewer Line Rehab Prog	0.00	1,000,000.00	-1,000,000.00	0.0%
9302 · PS Control Panel Upgrades	1,285.94			
9304 · Belvedere Sewer Line Rehab Prog	0.00	100,000.00	-100,000.00	0.0%
9306 · PS Pump & Valve Replacements	0.00	50,000.00	-50,000.00	0.0%
9307 · PS Generator Replacement	0.00	100,000.00	-100,000.00	0.0%
9311 · Cove Rd Force Main Project	-23,137.50			
9313 · Manholes/Rodholes	3,259.53	75,000.00	-71,740.47	4.3%
9314 · Portable Emergency Generators	0.00			
Total 9300 · Pumps & Lines Capital	-18,592.03	1,325,000.00	-1,343,592.03	-1.4%
9500 · Undesignated Capital				
9510 · Undesignated Cap - M.P.	0.00	25,000.00	-25,000.00	0.0%
9520 · Undesignated Cap - P.C. Plant	0.00	10,000.00	-10,000.00	0.0%
9530 · Undesignated Cap - P & L	0.00	50,000.00	-50,000.00	0.0%
Total 9500 · Undesignated Capital	0.00	85,000.00	-85,000.00	0.0%
Total 9100 · Capital Expenditures	-15,642.04	1,525,000.00	-1,540,642.04	-1.0%
Total Other Expense	-15,642.04	1,525,000.00	-1,540,642.04	-1.0%
Net Other Income	15,642.04	-1,525,000.00	1,540,642.04	-1.0%
Net Income	-341,083.83	522,060.00	-863,143.83	-65.3%

Sanitary Distr. No.5 of Marin Co.
Zone Report - per Year-End Adjustments
July 2021

	Paradise C... (Tiburon)	Tiburon - Oth... (Tiburon)	Total Tiburon	Belvedere	TOTAL
Ordinary Income/Expense					
Income					
5000 · Property Taxes					
5001.2 · TEETER	168.41	4,000.14	4,168.55	0.00	4,168.55
5004 · REDEMPTION / RDMP	1.33	31.51	32.84	0.00	32.84
5041 · SUPSEC	35.38	840.46	875.84	0.00	875.84
5483 · Other tax	0.06	1.43	1.49	0.00	1.49
Total 5000 · Property Taxes	205.18	4,873.54	5,078.72	0.00	5,078.72
5007 · Sewer Service Charge					
5007.1 · Sewer Service - Tiburon Ops	764.02	18,147.43	18,911.45	0.00	18,911.45
5007.5 · Sewer Service - Tiburon Cap	36.72	872.24	908.96	0.00	908.96
5007.2 · Sewer Service-Belv Ops	0.00	0.00	0.00	10,095.85	10,095.85
5007.3 · Sewer Service-Belv Cap	0.00	0.00	0.00	6,591.51	6,591.51
Total 5007 · Sewer Service Charge	800.74	19,019.67	19,820.41	16,687.36	36,507.77
5201 · Interest					
5201.2 · Interest LAIF	0.00	5,976.87	5,976.87	5,757.37	11,734.24
Total 5201 · Interest	0.00	5,976.87	5,976.87	5,757.37	11,734.24
5900.3 · Connection Fees					
5900.30 · Connection Permit Fees	0.00	100.00	100.00	200.00	300.00
5900.31 · Collection	0.00	743.00	743.00	0.00	743.00
5900.34 · Treatment	0.00	535.00	535.00	0.00	535.00
Total 5900.3 · Connection Fees	0.00	1,378.00	1,378.00	200.00	1,578.00
5900.4 · Inspection Permit Fees	0.00	450.00	450.00	100.00	550.00
5900.5 · SASM Expense Reimb.	0.00	11,681.48	11,681.48	5,078.74	16,760.22
Total Income	1,005.92	43,379.56	44,385.48	27,823.47	72,208.95
Gross Profit	1,005.92	43,379.56	44,385.48	27,823.47	72,208.95
Expense					
6000 · Administrative Expenses					
6001 · Advertising	8.42	199.74	208.16	116.84	325.00
6008 · Audit & Accounting	0.00	0.00	0.00	0.00	0.00
6017 · Consulting Fees	127.32	3,021.29	3,148.61	1,767.25	4,915.86
6018 · Travel & Meetings					
6018.1 · Meetings & Travel	1.42	33.80	35.22	19.77	54.99
6018.2 · Standby Mileage Expense Reimb	0.00	0.00	0.00	276.93	276.93
6018.3 · SASM Mileage Reimbursement	0.00	0.00	0.00	0.00	0.00
Total 6018 · Travel & Meetings	1.42	33.80	35.22	296.70	331.92
6020 · Continuing Education	6.48	153.64	160.12	89.88	250.00
6024 · Director Fees	90.65	2,151.10	2,241.75	1,258.25	3,500.00
6025 · Dues & Subscriptions	128.86	3,026.72	3,155.58	1,771.25	4,926.83
6033 · Insurance Property & Liability					
6033.2 · General Liability	1,719.40	37,802.32	39,521.72	22,188.49	61,710.21
6033.3 · Physical Property Damage - Auto	121.88	2,551.15	2,673.03	1,500.97	4,174.00
Total 6033 · Insurance Property & Liability	1,841.28	40,353.47	42,194.75	23,689.46	65,884.21
6039 · Legal	23.74	2,432.92	2,456.66	551.84	3,008.50
6047 · Office Supplies	12.13	287.84	299.97	168.37	468.34
6056 · Postage	0.55	13.03	13.58	7.62	21.20
6065 · Miscellaneous Expense	0.00	0.00	0.00	0.00	0.00
Total 6000 · Administrative Expenses	2,240.85	51,673.55	53,914.40	29,717.46	83,631.86
7000 · Ops & Maintenance Expenses					
7010 · Pumps & Lines Maintenance					
7011 · Pumps & Lines Maintenance	0.00	10,023.34	10,023.34	10,282.71	20,306.05
7013 · Emergency Line Repair	0.00	13,799.18	13,799.18	0.00	13,799.18
Total 7010 · Pumps & Lines Maintenance	0.00	23,822.52	23,822.52	10,282.71	34,105.23
7020 · Main Plant Maintenance					
7021 · Plant Maintenance Supplies	0.00	247.44	247.44	144.76	392.20
7022 · Plant Maint. Parts & Service	0.00	5,370.71	5,370.71	3,142.06	8,512.77

Sanitary Distr. No.5 of Marin Co.
Zone Report - per Year-End Adjustments
July 2021

	Paradise C... (Tiburon)	Tiburon - Oth... (Tiburon)	Total Tiburon	Belvedere	TOTAL
7023 · Janitorial Supplies & Service	0.00	702.12	702.12	411.32	1,113.44
7024 · Main Plant Chemicals	0.00	-500.41	-500.41	-291.45	-791.86
7025 · Lab Supplies & Chemicals	804.74	-122.30	682.44	399.76	1,082.20
7026 · SASM Supplies & Chem	0.00	4,131.27	4,131.27	2,416.94	6,548.21
7027 · Electrical & Instrument	0.00	0.00	0.00	0.00	0.00
7028 · Grounds Maintenance	0.00	99.65	99.65	58.30	157.95
7029 · Main Plant Sludge Disposal	0.00	919.65	919.65	538.02	1,457.67
Total 7020 · Main Plant Maintenance	804.74	10,848.13	11,652.87	6,819.71	18,472.58
7040 · Paradise Cove Plant Maint					
7041 · Paradise Parts & Service	5,042.30	0.00	5,042.30	0.00	5,042.30
7042 · Paradise Supplies & Chemicals	128.10	0.00	128.10	0.00	128.10
Total 7040 · Paradise Cove Plant Maint	5,170.40	0.00	5,170.40	0.00	5,170.40
7050 · Monitoring					
7051 · Main Plant Lab Monitoring	0.00	2,037.56	2,037.56	1,192.04	3,229.60
7052 · Paradise Cove Monitoring	312.55	0.00	312.55	0.00	312.55
Total 7050 · Monitoring	312.55	2,037.56	2,350.11	1,192.04	3,542.15
7060 · Permits/Fees					
7062 · Permits/Fees - General	0.00	4,458.14	4,458.14	2,520.76	6,978.90
7063 · Paradise Cove Permits/Fees	167.76	0.00	167.76	0.00	167.76
Total 7060 · Permits/Fees	167.76	4,458.14	4,625.90	2,520.76	7,146.66
7070 · Truck Maintenance					
7071 · Fuel	16.62	458.29	474.91	268.31	743.22
7072 · Maintenance	3.98	94.47	98.45	55.27	153.72
7070 · Truck Maintenance - Other	-0.80	-18.93	-19.73	-11.08	-30.81
Total 7070 · Truck Maintenance	19.80	533.83	553.63	312.50	866.13
Total 7000 · Ops & Maintenance Expenses	6,475.25	41,700.18	48,175.43	21,127.72	69,303.15
8000 · Salaries and Benefits Expenses					
8001 · Salaries	2,918.66	56,542.23	59,460.89	33,281.74	92,742.63
8001.1 · Salaries Reimbursed by SASM	0.00	4,549.79	4,549.79	2,661.80	7,211.59
8003 · Overtime	313.40	6,560.02	6,873.42	3,859.59	10,733.01
8004 · Standby Pay	187.44	3,923.30	4,110.74	2,308.28	6,419.02
8005 · Employee Incentives	197.80	4,285.20	4,483.00	2,517.00	7,000.00
8006 · Vacation Buyout	308.82	6,464.12	6,772.94	3,803.17	10,576.11
8007 · Voluntary Deductions	0.00	0.00	0.00	0.00	0.00
8008 · Deferred Comp 457	0.00	-200.03	-200.03	0.00	-200.03
8013 · Payroll Taxes	309.85	6,414.47	6,724.32	3,815.93	10,540.25
8015 · Payroll/Bank Fees	16.45	365.57	382.02	202.63	584.65
8016 · Car Allowance	175.20	3,667.20	3,842.40	2,157.60	6,000.00
8019 · PERS Retirement					
8019.05 · PERS Retirement	832.86	19,080.57	19,913.43	11,178.33	31,091.76
Total 8019 · PERS Retirement	832.86	19,080.57	19,913.43	11,178.33	31,091.76
8020 · Employee Health					
8020.05 · Employee Health	438.28	9,190.10	9,628.38	5,406.55	15,034.93
8021 · Employee Health Deductions	-5.72	-119.70	-125.42	-70.44	-195.86
Total 8020 · Employee Health	432.56	9,070.40	9,502.96	5,336.11	14,839.07
8022 · Retiree Health					
8022.05 · Retiree Health	804.96	19,030.20	19,835.16	11,133.23	30,968.39
Total 8022 · Retiree Health	804.96	19,030.20	19,835.16	11,133.23	30,968.39
8023 · Workers Comp Insurance	1,244.45	0.00	1,244.45	41,373.55	42,618.00
Total 8000 · Salaries and Benefits Expenses	7,742.45	139,753.04	147,495.49	123,628.96	271,124.45
8500 · Other Operating Expenses					
8510 · Data/Alarms/IT Supp & Licensing	375.06	8,910.35	9,285.41	5,212.95	14,498.36
8515 · Safety	10.22	213.92	224.14	125.86	350.00
8520 · Personal Protection/Safety Wear	20.09	444.05	464.14	260.57	724.71

Sanitary Distr. No.5 of Marin Co.
Zone Report - per Year-End Adjustments
July 2021

	Paradise C... (Tiburon)	Tiburon - Oth... (Tiburon)	Total Tiburon	Belvedere	TOTAL
8530 · Telephone					
8531 · Main Plant Telephones	0.00	388.07	388.07	227.68	615.75
8532 · Paradise Cove Telephones	350.03	0.00	350.03	0.00	350.03
8533 · Pumps & Lines Telephones	175.07	308.19	483.26	0.00	483.26
Total 8530 · Telephone	525.10	696.26	1,221.36	227.68	1,449.04
8540 · Utilities					
8541 · Water	0.00	806.14	806.14	576.07	1,382.21
Total 8540 · Utilities	0.00	806.14	806.14	576.07	1,382.21
Total 8500 · Other Operating Expenses	930.47	11,070.72	12,001.19	6,403.13	18,404.32
Total Expense	17,389.02	244,197.49	261,586.51	180,877.27	442,463.78
Net Ordinary Income	-16,383.10	-200,817.93	-217,201.03	-153,053.80	-370,254.83
Other Income/Expense					
Other Expense					
9100 · Capital Expenditures					
9200 · Main Plant Equipment Capital					
9217 · SD5 Shop Rplcmnt /Ops Control	33.32	1,840.17	1,873.49	1,076.50	2,949.99
Total 9200 · Main Plant Equipment Capital	33.32	1,840.17	1,873.49	1,076.50	2,949.99
9300 · Pumps & Lines Capital					
9302 · PS Control Panel Upgrades	0.00	0.00	0.00	1,285.94	1,285.94
9311 · Cove Rd Force Main Project	0.00	-23,137.50	-23,137.50	0.00	-23,137.50
9313 · Manholes/Rodholes	0.00	3,259.53	3,259.53	0.00	3,259.53
9314 · Portable Emergency Generators	0.00	0.00	0.00	0.00	0.00
Total 9300 · Pumps & Lines Capital	0.00	-19,877.97	-19,877.97	1,285.94	-18,592.03
Total 9100 · Capital Expenditures	33.32	-18,037.80	-18,004.48	2,362.44	-15,642.04
Total Other Expense	33.32	-18,037.80	-18,004.48	2,362.44	-15,642.04
Net Other Income	-33.32	18,037.80	18,004.48	-2,362.44	15,642.04
Net Income	-16,416.42	-182,780.13	-199,196.55	-155,416.24	-354,612.79

Monthly O.T. Report

July 2021

Type	Date	Num	Name	Memo	Amount	Balance
Bilsborough, Chad						
Check	07/15/21	1961-4042	Bilsborough, Chad	10.0 Hrs. O.T. @ 1.5x	618.30	618.30
Check	07/15/21	1961-4042	Bilsborough, Chad	2.0 Hrs. O.T. @ 2.0x	164.88	783.18
Check	07/15/21	1961-4043	Bilsborough, Chad	12.0 Hrs. O.T. @ 1.5x	741.96	1,525.14
Check	07/15/21	1961-4043	Bilsborough, Chad	2.0 Hrs. O.T. @ 2.0x	164.88	1,690.02
Check	07/30/21	2111-4060	Bilsborough, Chad	14.0 Hrs. O.T. @ 1.5x	887.26	2,577.28
Check	07/30/21	2111-4060	Bilsborough, Chad	4.5 Hrs. O.T. @ 2.0x	380.26	2,957.54
Total Bilsborough, Chad					2,957.54	2,957.54
Cottrell, Rulon						
Check	07/30/21	2111-4063	Cottrell, Rulon	4.0 Hrs. O.T. @ 1.5x	356.71	356.71
Check	07/30/21	2111-4063	Cottrell, Rulon	3.5 Hrs. O.T. @ 2.0x	416.16	772.87
Check	07/30/21	2111-4064	Cottrell, Rulon	10.0 Hrs. O.T. @ 1.5x	891.76	1,664.63
Total Cottrell, Rulon					1,664.63	1,664.63
Dohrmann, Robin						
Check	07/15/21	1961-4046	Dohrmann, Robin	3.5 Hrs O.T. @ 1.5x	304.50	304.50
Check	07/30/21	2111-4066	Dohrmann, Robin	13.0 Hrs O.T. @ 1.5x	1,159.29	1,463.79
Total Dohrmann, Robin					1,463.79	1,463.79
Driscoll, Stephen						
Check	07/29/21		Driscoll, Stephen	12.0 Hrs. O.T. @ 1.5x	1,070.12	1,070.12
Check	07/29/21		Driscoll, Stephen	1.0 Hrs O.T. @ 2.0x	118.90	1,189.02
Total Driscoll, Stephen					1,189.02	1,189.02
La Torre, Daniel P.						
Check	07/30/21	2111-4069	La Torre, Daniel P.	6.0 Hrs. O.T. @ 1.5x	509.58	509.58
Check	07/30/21	2111-4069	La Torre, Daniel P.	3.0 Hrs. O.T. @ 2.0x	339.72	849.30
Total La Torre, Daniel P.					849.30	849.30
Rosser, John						
Check	07/15/21	1961-4052	Rosser, John	5.5 Hrs. O.T. @ 1.5x	434.02	434.02
Check	07/30/21	2111-4072	Rosser, John	7.0 Hrs. O.T. @ 1.5x	566.20	1,000.22
Check	07/30/21	2111-4072	Rosser, John	3.5 Hrs. O.T. @ 2.0x	377.47	1,377.69
Total Rosser, John					1,377.69	1,377.69
Triola, Joseph						
Check	07/15/21	1961-4057	Triola, Joseph	11.5 Hrs. O.T. @ 1.5x	907.50	907.50
Check	07/30/21	2111-4075	Triola, Joseph	2.0 Hrs. O.T. @ 1.5x	161.77	1,069.27
Check	07/30/21	2111-4075	Triola, Joseph	1.5 Hrs. O.T. @ 2.0x	161.77	1,231.04
Total Triola, Joseph					1,231.04	1,231.04
TOTAL					10,733.01	10,733.01

201 North Civic Drive, Suite 230
Walnut Creek, California 94596
Telephone: 925/977-6950
Fax: 925/977-6955
www.hfh-consultants.com

Robert D. Hilton, CMC
John W. Farnkopf, PE
Laith B. Ezzet, CMC
Richard J. Simonson, CMC
Marva M. Sheehan, CPA

TECHNICAL MEMORANDUM

To: Robert Lynch, General Manager, Marin County Sanitary District No. 5

From: John Farnkopf, Senior Vice President, HF&H

Date: May 11, 2010

Subject: Sewer Rate Study

This technical memorandum briefly summarizes the results of our update of Marin County Sanitary District No. 5's (District) sewer rates. This update was a collaborative effort with the District's Staff and Board in which we revised the previous District financial plan and rate analysis model using the District's current operating and capital budgets. The results of the update lead to our recommendation that the District increase its sewer service charges for the next five years.

1. Background

The District provides wastewater conveyance and treatment services to the Town of Tiburon and City of Belvedere. The conveyance systems in Tiburon and Belvedere comprise pipelines and pump stations that are hydraulically separate. However, flows from their respective conveyance systems converge at the District's treatment plant. The District maintains separate zones for purposes of operations and maintenance, managing budgets, and setting rates.

In 2005, the City of Belvedere's conveyance system was annexed to the District. Studies indicated the need for major capital improvements in the collection systems for both Tiburon and Belvedere as well as treatment plant upgrades at both the main plant and the Paradise Cove plant. Because rates had not increased recently, the District's reserve funds were declining. With the projected capital improvements, the need for rate increases was imminent.

HF&H developed a rate model for the District in 2005 to be used in financial planning for the Tiburon and Belvedere zones. With that model, rate increases were determined

for both zones. Since 2005, the District has made substantial capital improvements in the Tiburon zone, including replacement of the Paradise Cove treatment facility, which serves the north side of the Tiburon peninsula. The District also completed studies indicating the need to refurbish Belvedere's facilities adjacent to the Bay to minimize the potential for overflows or leakage. As a consequence, despite the recent rate increases, the reserve funds for each zone are lower than previously projected.

The process of updating the rates began in August 2009 with a Board workshop. Subsequent workshops with the District's Finance Committee and Board of Directors resolved numerous policy issues. The results were presented to the elected officials of Belvedere and Tiburon for their input in early 2010 and were presented at separate public forums on April 27 and 28.

2. Key Assumptions

In updating the financial plan and rate model for each zone, there are certain general assumptions that are common to both zones and other specific assumptions that tailored to each zone. The following key assumptions were incorporated in the model for deriving rates for FY 2010-11 through FY 2014-15:

- **O&M expense and revenue projections.** The O&M budget for FY 2009-10 served as the starting point for expense and revenue projections. The escalation factors are summarized in **Figure 1**. Common expenses were allocated between Tiburon and Belvedere based on annual flow. Specific expenses related the Tiburon's and Belvedere's collection systems were allocated entirely to the appropriate zone.
- **Capital expense projections.** The District's Capital Improvement Program (CIP) lists the projects planned for the treatment plant, which are allocated between Tiburon and Belvedere based on projected annual flow. **Figure 2A** summarizes the treatment plant CIP. The CIP also lists the projects specific to each zone, which are paid for entirely by the zone. **Figure 2B** summarizes the CIP for each zone.
- **Capital Financing.** It is the District's policy to fund the CIP from cash on a pay-as-you-go basis. This policy reflects the fact that the nature of the CIP comprises on-going renewal and replacement projects, which should be paid from current rate revenue rather than with debt, if possible. For large, infrequent capital projects, such as a major upgrade of the treatment plant, the District would issue debt.

- **Fund balance.** The District is committed to setting rates that maintain a minimum unrestricted cash balance to meet its month-to-month cash flow. Because the District bills on the Marin County tax roll, there is considerable lag from when it incurs debt to when it receives payments from the County. As a result, the District must carry a relatively high fund balance.

The foregoing assumptions are consistent with the District's prior policies and practices.

3. Financial Projections

The projections shown in **Figures 3A** and **B** were derived by updating the previous model with the current operating and capital budgets, which were then escalated based on reasonable growth factors.

- **Revenue requirements.** Operating expenses gradually increase. In Tiburon's case, substantial property tax revenue offsets these expenses. In Belvedere's case, however, there is no comparable offset. The District does not receive an apportionment of property taxes from Belvedere residents. Instead, property taxes are retained by the City of Belvedere for its use. Capital improvements are funded by transfers of rate revenue to the capital funds. In FY 2009-10, there was less revenue than needed to transfer funds to reserves.
- **Revenue from current rates.** The revenue from current rates increases very little because it is assumed that there will be negligible growth.
- **Annual surplus/(deficit) without rate increases.** Revenue from current rates is consistently less than the increasing revenue requirements, and therefore ever-increasing, annual deficits are projected. Most of the deficit is attributable to funding capital improvements, without which the capital programs would come to a standstill.
- **Revenue from increased rates.** Rate increases have been programmed to close the gap between the revenue requirements and the revenue.
- **Annual surplus/(deficit) with rate increases.** Sufficient revenue is available to fund capital projects because of the increased revenue from rate increases.

The required rate increases and resulting annual residential bills are summarized in **Figure 4**. The increases are significant both as percentages and as dollar amounts. These increases are required to fund the District's revenue requirements and to maintain adequate reserves. **Figures 5A** and **5B** graph the fund balances against the minimum and target balances.

As previously mentioned, the minimum balance is required to provide sufficient cash to meet monthly cash flow. The target balance adds an allowance for capital projects so that the District can engage contractors and make progress payments without funding constraints. The sum of the operating and capital funding requirements equals the target balance. It is essential that the fund balances for each zone equal or exceed the minimum balances because loans between zones are legally prohibited. In addition, it is desirable to achieve or even exceed the target balances.

The rate increases in **Figure 4** are intended to cover expenses and provide sufficient funds to maintain adequate reserves. In **Figure 5A**, Tiburon's fund balance initially exceeds the minimum but trends down past the minimum balance over the next two years without rate increases. The rate increases that are projected hold the reserves at their current level for the next three years, after which the fund balance climbs toward the target balance. In **Figure 5B**, Belvedere's fund balance is projected to be near the minimum balance by year-end FY 2009-10. The rate increases that are projected will hold the fund balance in this position for two years before ground is gained and the balance climbs toward the target balance.

4. Rates and Customer Bills

The District bills residential customers per equivalent dwelling unit and non-residential customers using a formula that reflects the volume of flow and strength of the non-residential wastewater. The rate increases in **Figure 4** would apply across-the-board to the residential and non-residential rates in each zone. In other words, the residential and non-residential rates in each zone will increase by the same percentage in each zone. Hence, the rates will increase, but the structure will not change. The Board has expressed an interest in alternative rate structures, however. The District has indicated that it plans to study alternatives to its current rate structure.

Figure 6 compares the resulting average bills for the District's customers with other neighboring wastewater agencies in Southern Marin. The table indicates the costs associated with the collection systems and treatment. For those agencies for which we are aware that customers also pay property taxes that are distributed to the sewer agency, we added the average property tax payment to the sewer service charge to provide the full cost.

Figure 7 expands on the data in **Figure 6** by including additional agencies in San Mateo and Santa Clara Counties. **Figure 7** graphs monthly bills versus population within each agency's service area. The trendline indicates that sewer bills are higher for smaller agencies, which have smaller customer bases to spread their fixed costs. Larger agencies' lower bills reflect economies of scale.

Tiburon's current and proposed charges (excluding property taxes) are slightly below the trendline in **Figure 7**. When property taxes are included, Tiburon residents' charges fall slightly above the trend line. Belvedere's current and proposed charges are close to the trendline, albeit they are higher than Tiburon's and most other agencies. Belvedere is also one of the smallest, which is a key reason for why its charges are higher. In addition, its service area is hilly, requiring more pump stations. With half the population of Tiburon, Belvedere has twice the pump stations.

5. Findings and Recommendations

Prior to 2005, the District enjoyed a long period of stable rates. Since 2005, when Belvedere annexed to the District, studies have indicated the need to take affirmative steps to upgrade its facilities. We recommend the following actions in response.

1. **Rate increases.** The District should adopt the rate increases indicated in **Figure 4** for the next four years, namely:

	Budgeted						
	2008-09	2009-10	2010-11	2011-12	2012-13	2013-14	2014-15
Tiburon							
Annual sewer service charge per EDU	\$478	\$478	\$598	\$717	\$825	\$923	\$1,034
Annual increase	\$0	\$0	\$120	\$120	\$108	\$99	\$111
Monthly increase	\$0	\$0	\$10	\$10	\$9	\$8	\$9
Belvedere							
Annual sewer service charge	\$1,139	\$1,185	\$1,457	\$1,748	\$1,836	\$1,928	\$1,985
Annual increase	\$0	\$46	\$272	\$291	\$87	\$92	\$58
Monthly increase	\$0	\$4	\$23	\$24	\$7	\$8	\$5

These rate increases will enable the District to fund the capital improvements that are required for the District to comply with its discharge permit and other negotiated agreements.

2. **Implementation.** Each year, prior to implementing the rate increase, District staff should confirm the need for the rate increase. The District can implement a lower rate increase, if possible, without going through the Proposition 218 notification process.

Mr. Robert Lynch
May 11, 2010
Page 6

3. **Rate structure.** The District's current rate structure is consistent with industry practices and is defensible. However, the District has indicated its plan to conduct a brief evaluation to determine what would be required in the future if the District elected to bill its residential and commercial customers based on alternative rate structures.

Figure 1. Key Modeling Assumptions

	Budgeted 2009-10	Projected				
		2010-11	2011-12	2012-13	2013-14	2014-15
a. Interest on Fund Balance	1.0%	1.0%	1.5%	1.5%	2.0%	2.0%
b. General inflation	Per Budget	3.0%	3.0%	3.0%	3.0%	3.0%
c. Labor Increases	Per Budget	3.0%	3.0%	3.0%	3.0%	3.0%
d. Pension & benefit increases	Per Budget	5.0%	5.0%	5.0%	5.0%	5.0%
e. Growth in Total EDU's	Actual	0.27%	0.27%	0.27%	0.26%	0.26%
f. Growth in EDU's - Tiburon	0.20%	0.20%	0.20%	0.20%	0.20%	0.20%
	5	5	5	5	5	5
g. Growth in EDU's - Belvedere	0.43%	0.43%	0.42%	0.42%	0.42%	0.42%
	5	5	5	5	5	5
h. Growth in EDU's - Paradise	32.99%	7.75%	1.44%	1.42%	1.40%	1.38%
	32	10	2	2	2	2
i. Power	Per Budget	5.00%	5.00%	5.00%	5.00%	5.00%
j. Tiburon/PC tax revenue increase	Per Budget	1.00%	1.00%	1.00%	1.00%	1.00%
k. Tiburon/PC O&M allocation		66.29%	66.29%	66.29%	66.29%	66.29%
l. Belvedere O&M allocation		33.71%	33.71%	33.71%	33.71%	33.71%

Figure 2A. Capital Improvement Program – Treatment Plant

	Budgeted	Projected					Total
	2009-10	2010-11	2011-12	2012-13	2013-14	2014-15	
Treatment Plant							
Chlorine Contact Mixer: Replacement	\$0	\$5,000	\$0	\$5,000	\$0	\$0	\$10,000
Dry Weather Influent Pump	\$24,000	\$0	\$0	\$0	\$0	\$30,000	\$54,000
Influent Grinder: Replacement	\$0	\$26,000	\$0	\$30,000	\$0	\$0	\$56,000
24 hr composite samplers	\$0	\$0	\$6,000	\$0	\$0	\$7,000	\$13,000
Plant water piping	\$0	\$10,000	\$15,000	\$0	\$0	\$0	\$25,000
Vehicle Replacement	\$0	\$25,000	\$25,000	\$0	\$25,000	\$0	\$75,000
Chemical Storage Tanks Replacement	\$0	\$20,000	\$20,000	\$0	\$0	\$0	\$40,000
Dissolved Air Flotation Refurbish	\$39,500	\$0	\$0	\$0	\$0	\$50,000	\$89,500
Gate Valve Replacement Program	\$0	\$50,000	\$50,000	\$50,000	\$0	\$0	\$150,000
SCADA Upgrade and Replacement	\$0	\$20,000	\$20,000	\$0	\$0	\$0	\$40,000
SCADA Master Plan	\$0	\$75,000	\$100,000	\$0	\$0	\$0	\$175,000
Digester Mixing Pumps	\$0	\$0	\$30,000	\$0	\$0	\$0	\$30,000
Digester Recirc. Pump (2)	\$0	\$0	\$0	\$40,000	\$0	\$0	\$40,000
Digester #1 Seismic Retrofit	\$0	\$100,000	\$150,000	\$0	\$0	\$0	\$250,000
Plant Air Compressor Replacement (2)	\$0	\$0	\$0	\$15,000	\$0	\$0	\$15,000
Aeration Blower: Replacement	\$0	\$10,000	\$0	\$0	\$10,000	\$0	\$20,000
Undesignated Capital Project	\$26,000	\$50,000	\$50,000	\$50,000	\$120,000	\$130,000	\$426,000
Wet Weather Influent Pump	\$0	\$0	\$30,000	\$0	\$0	\$0	\$30,000
Digester Cover Rehabilitation	\$0	\$350,000	\$0	\$0	\$0	\$0	\$350,000
Aeration Valve Replacement	\$0	\$0	\$0	\$75,000	\$75,000	\$0	\$150,000
Aeration Blower: Upgrade	\$0	\$0	\$100,000	\$150,000	\$0	\$0	\$250,000
WWP- VFD Replacement	\$0	\$0	\$25,000	\$0	\$0	\$0	\$25,000
Moyno Pump Replacement	\$0	\$15,000	\$15,000	\$25,000	\$15,000	\$0	\$70,000
Headworks Concrete Project	\$15,000	\$0	\$0	\$0	\$0	\$0	\$15,000
Boiler Heat Exchanger Replacement	\$0	\$0	\$100,000	\$0	\$0	\$0	\$100,000
Refrigerated Lab Sampler	\$5,000	\$0	\$0	\$5,000	\$0	\$0	\$10,000
Lab Equipment	\$2,500	\$0	\$0	\$0	\$0	\$0	\$2,500
Laptops	\$0	\$2,000	\$0	\$0	\$0	\$0	\$2,000
Chlorine Contact Tank Liner Project	\$0	\$0	\$0	\$300,000	\$0	\$0	\$300,000
Asset Management	\$0	\$75,000	\$75,000	\$0	\$0	\$0	\$150,000
Main Plant Master Plan	\$0	\$0	\$0	\$50,000	\$0	\$0	\$50,000
Secondary Clarifier - Liner Project	\$0	\$0	\$0	\$0	\$0	\$50,000	\$50,000
Secondary Clarifier -Refurbish	\$40,000	\$0	\$0	\$0	\$0	\$0	\$40,000
Headworks/Grit Chamber Valve Replace	\$0	\$0	\$0	\$0	\$0	\$150,000	\$150,000
Electrical/Mechanical Upgrades	\$0	\$0	\$0	\$50,000	\$50,000	\$50,000	\$150,000
R.A.S. and W.A.S. VFD/Controller Replacement	\$0	\$0	\$0	\$0	\$25,000	\$0	\$25,000
Screw Press Sludge Feed Pump	\$0	\$0	\$0	\$0	\$0	\$20,000	\$20,000
Gas Sensors for Main Plant - SAFETY CIP	\$0	\$0	\$0	\$0	\$40,000	\$0	\$40,000
Gearbox & Motor Replace for All Tanks	\$0	\$0	\$0	\$0	\$150,000	\$0	\$150,000
Confined Space Equip for All Tanks - SAFETY	\$0	\$0	\$0	\$0	\$15,000	\$0	\$15,000
Service Water Pumps & Motor Replacement	\$0	\$0	\$0	\$0	\$0	\$40,000	\$40,000
Subtotal, Treatment Plant	\$152,000	\$833,000	\$811,000	\$845,000	\$525,000	\$527,000	\$3,693,000
<i>Allocation to Tiburon</i>	<i>\$100,761</i>	<i>\$552,196</i>	<i>\$537,612</i>	<i>\$560,151</i>	<i>\$348,023</i>	<i>\$349,348</i>	<i>\$2,448,090</i>
<i>Allocation to Belvedere</i>	<i>\$50,525</i>	<i>\$280,804</i>	<i>\$273,388</i>	<i>\$284,850</i>	<i>\$176,978</i>	<i>\$177,652</i>	<i>\$1,244,910</i>
<i>Allocation to Paradise Cove</i>	<i>\$0</i>	<i>\$0</i>	<i>\$0</i>	<i>\$0</i>	<i>\$0</i>	<i>\$0</i>	<i>\$0</i>
	\$151,286	\$833,000	\$811,000	\$845,000	\$525,000	\$527,000	\$3,693,000

Figure 2B. Capital Improvement Program - Tiburon, Belvedere, and Total

	Budgeted	Projected					Total
	2009-10	2010-11	2011-12	2012-13	2013-14	2014-15	
Tiburon Zone Pumps & Lines CIP							
Sewer Line Rehabilitation Program	\$75,000	\$0	\$0	\$0	\$0	\$0	\$75,000
* Sewer Line Rehabilitation Program	\$0	\$100,000	\$130,000	\$100,000	\$100,000	\$40,000	\$470,000
Pump Stations - Pump Replacement	\$0	\$0	\$10,000	\$0	\$10,000	\$0	\$20,000
Pump Station - Generator Replacement	\$0	\$0	\$0	\$0	\$60,000	\$0	\$60,000
Finish Televising/Cleaning Sewer Lines	\$0	\$82,200	\$0	\$0	\$0	\$0	\$82,200
Station #9 Structural Repair	\$0	\$0	\$150,000	\$0	\$0	\$0	\$150,000
Station No.5 rebuild/ 4 pumps/gen	\$0	\$0	\$0	\$150,000	\$150,000	\$0	\$300,000
Force Main Replacement Program	\$0	\$75,000	\$75,000	\$75,000	\$0	\$0	\$225,000
Station 1 & 4 - generator conduit	\$0	\$0	\$0	\$100,000	\$0	\$0	\$100,000
Install Manholes/Rodholes	\$0	\$30,000	\$0	\$0	\$0	\$0	\$30,000
Purchase Rodder Truck	\$0	\$75,000	\$0	\$0	\$0	\$0	\$75,000
Tib Station #9 VFD/Controller Replacement	\$0	\$0	\$0	\$0	\$0	\$30,000	\$30,000
Undesignated Capital Projects	\$20,000	\$50,000	\$50,000	\$50,000	\$50,000	\$240,000	\$460,000
Subtotal, Tiburon	\$95,000	\$412,200	\$415,000	\$475,000	\$370,000	\$310,000	\$2,077,200
Paradise Cove CIP							
Paradise Cove Reuse Water Title 22	\$0	\$90,000	\$0	\$0	\$0	\$0	\$90,000
Paradise Cove Generator Replacement	\$0	\$75,000	\$0	\$0	\$0	\$0	\$75,000
Paradise Cove Refrigerated Lab Sampler	\$0	\$0	\$0	\$0	\$5,000	\$0	\$5,000
Subtotal, Paradise Cove	\$0	\$165,000	\$0	\$0	\$5,000	\$0	\$170,000
Subtotal, Tiburon/Paradise Cove	\$95,000	\$577,200	\$415,000	\$475,000	\$375,000	\$310,000	\$2,247,200
Belvedere Zone Pumps & Lines CIP							
* Sewer Line Rehabilitation Program	\$50,000	\$65,000	\$65,000	\$40,000	\$85,000	\$65,000	\$370,000
Pump Station - Pump Replacement	\$0	\$0	\$10,000	\$0	\$10,000	\$0	\$20,000
Pump Station Control Panel - Upgrade	\$0	\$10,000	\$10,000	\$10,000	\$0	\$0	\$30,000
Pump Station - Generator Replacement	\$0	\$0	\$0	\$0	\$0	\$60,000	\$60,000
Valve Cover lid Replacement	\$0	\$0	\$20,000	\$20,000	\$20,000	\$0	\$60,000
Finish Televising/Cleaning Sewer Lines	\$0	\$38,900	\$0	\$0	\$0	\$0	\$38,900
Install Manholes/Rodholes	\$0	\$30,000	\$0	\$0	\$0	\$0	\$30,000
Cove Rd. Force Main Replacement	\$0	\$0	\$600,000	\$0	\$0	\$0	\$600,000
Purchase Rodder Truck	\$0	\$75,000	\$0	\$0	\$0	\$0	\$75,000
Force Main Replacement Program	\$0	\$75,000	\$75,000	\$0	\$75,000	\$0	\$225,000
Lagoon Rd. installation of Generator/conduit	\$0	\$0	\$0	\$175,000	\$0	\$0	\$175,000
Cove Road Station No.1 Generator repl	\$0	\$0	\$0	\$150,000	\$0	\$0	\$150,000
Undesignated Cap Projects	\$20,000	\$50,000	\$50,000	\$50,000	\$160,000	\$230,000	\$560,000
Subtotal, Belvedere	\$70,000	\$343,900	\$830,000	\$445,000	\$350,000	\$355,000	\$2,393,900
Total Planned Capital Spending	\$317,000	\$1,754,100	\$2,056,000	\$1,765,000	\$1,250,000	\$1,192,000	\$8,334,100
<i>Tiburon/Paradise</i>	\$195,761	\$1,129,396	\$952,612	\$1,035,151	\$723,023	\$659,348	\$4,530,290
<i>Belvedere</i>	\$120,525	\$624,704	\$1,103,388	\$729,850	\$526,978	\$532,652	\$3,638,810
	\$316,286	\$1,754,100	\$2,056,000	\$1,765,000	\$1,250,000	\$1,192,000	\$8,169,100

Figure 3A. Financial Projections - Tiburon Zone

Tiburon Zone	Budgeted 2009-10	2010-11	2011-12	2012-13	2013-14	2014-15
Revenue Requirements						
Operating Expenses	1,810,842	1,917,090	1,984,015	2,051,490	2,121,604	2,194,466
Property Tax Revenue	(800,000)	(808,000)	(816,080)	(824,241)	(832,483)	(840,808)
Other Non-Op Rev	(58,925)	(58,925)	(58,925)	(58,925)	(58,925)	(58,925)
Debt Service	0	0	0	0	0	0
Capital Improvements	0	600,000	800,000	900,000	900,000	1,000,000
Total	951,917	1,650,165	1,909,011	2,068,324	2,130,197	2,294,734
Revenue from Current Rates	1,306,278	1,313,535	1,316,967	1,320,399	1,323,831	1,327,264
Transfer To/(From) Reserves	354,362	(336,631)	(592,044)	(747,925)	(806,365)	(967,470)
Revenue Requirements	951,917	1,650,165	1,909,011	2,068,324	2,130,197	2,294,734
Revenue With Rate Increase	1,306,278	1,641,918	1,975,450	2,277,688	2,557,642	2,871,986
Transfer To/(From) Reserves	354,362	(8,247)	66,440	209,364	427,446	577,252

Figure 3B. Financial Projections - Belvedere Zone

Belvedere Zone	Budgeted 2009-10	2010-11	2011-12	2012-13	2013-14	2014-15
Revenue Requirements						
Operating Expenses	938,459	992,916	1,027,383	1,062,135	1,098,235	1,135,738
Property Tax Revenue	0	0	0	0	0	0
Other Non-Op Rev	(22,374)	(22,374)	(22,374)	(22,374)	(22,374)	(22,374)
Debt Service	153,100	153,100	153,100	200,000	200,000	200,000
Capital Improvements	0	600,000	800,000	800,000	900,000	900,000
Total	1,069,185	1,723,642	1,958,109	2,039,761	2,175,861	2,213,364
Revenue from Current Rates	1,387,517	1,393,416	1,399,315	1,405,214	1,411,114	1,417,013
Transfer To/(From) Reserves	318,332	(330,226)	(558,794)	(634,546)	(764,748)	(796,351)
Revenue Requirements	1,069,185	1,723,642	1,958,109	2,039,761	2,175,861	2,213,364
Revenue With Rate Increase	1,443,017	1,782,457	2,148,005	2,264,913	2,388,143	2,470,071
Transfer To/(From) Reserves	373,833	58,816	189,896	225,153	212,282	256,706

Figure 4. Rate Increases and Annual Residential Charges

	2008-09	Budgeted 2009-10	2010-11	2011-12	2012-13	2013-14	2014-15
Tiburon							
Annual rate revenue increase	0%	0%	25%	20%	15%	12%	12%
Cumulative increase	0%	0%	25%	50%	73%	93%	116%
Annual sewer service charge per EDU	\$478	\$478	\$598	\$717	\$825	\$923	\$1,034
Property tax payment per EDU	\$304	\$304	\$306	\$308	\$311	\$313	\$316
Combined payment per EDU	\$782	\$782	\$903	\$1,025	\$1,135	\$1,237	\$1,350
Annual increase	\$0	\$0	\$122	\$122	\$110	\$101	\$113
Monthly increase	\$0	\$0	\$10	\$10	\$9	\$8	\$9
Belvedere							
Annual rate increase	0%	4%	23%	20%	5%	5%	3%
Cumulative increase	0%	4%	28%	54%	61%	69%	74%
Annual sewer service charge per EDU	\$1,139	\$1,185	\$1,457	\$1,748	\$1,836	\$1,928	\$1,985
Property tax payment per EDU	\$0	\$0	\$0	\$0	\$0	\$0	\$0
Combined payment per EDU	\$1,139	\$1,185	\$1,457	\$1,748	\$1,836	\$1,928	\$1,985
Annual increase	\$0	\$46	\$272	\$291	\$87	\$92	\$58
Monthly increase	\$0	\$4	\$23	\$24	\$7	\$8	\$5

Figure 5A. Fund Balance With and Without Increased Rate Revenue - Tiburon

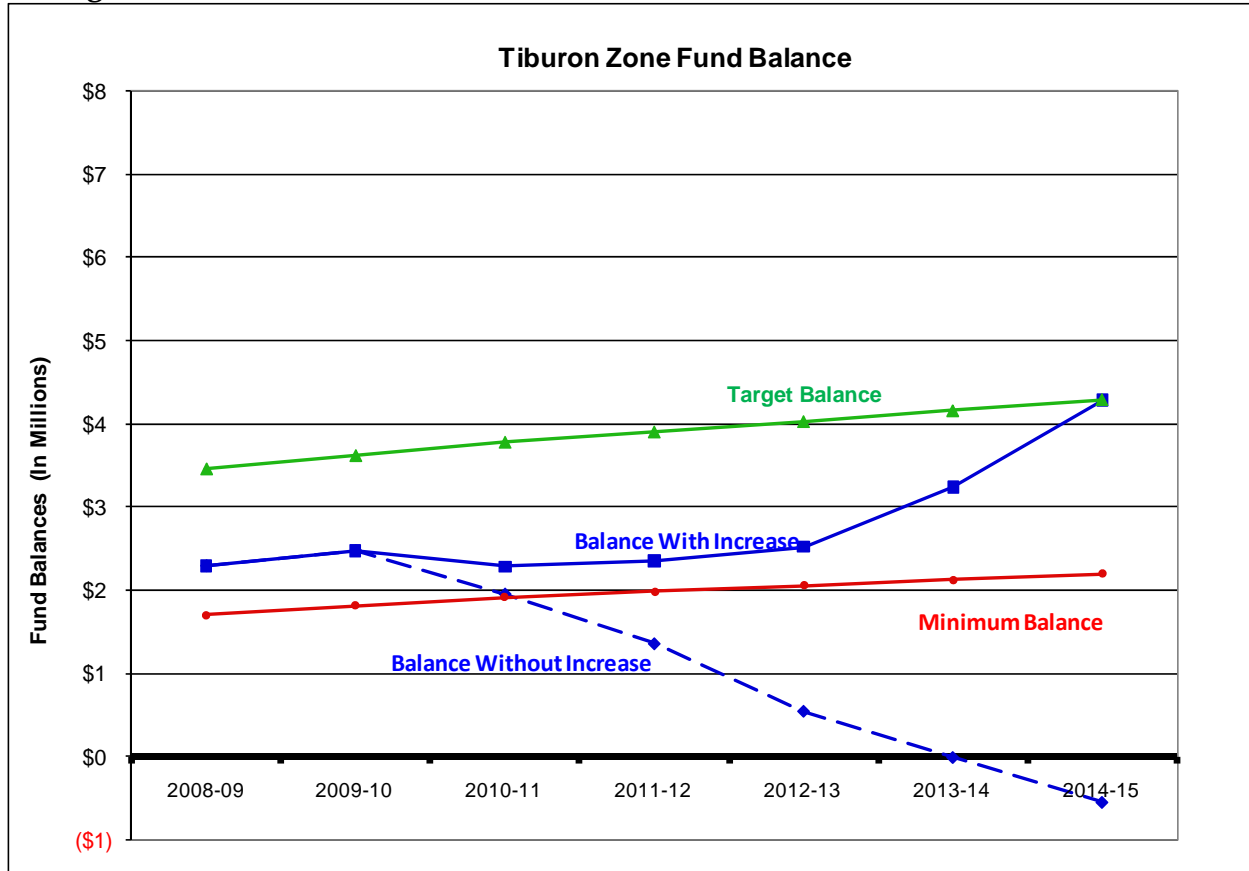


Figure 5B. Fund Balance With and Without Increased Rate Revenue - Belvedere

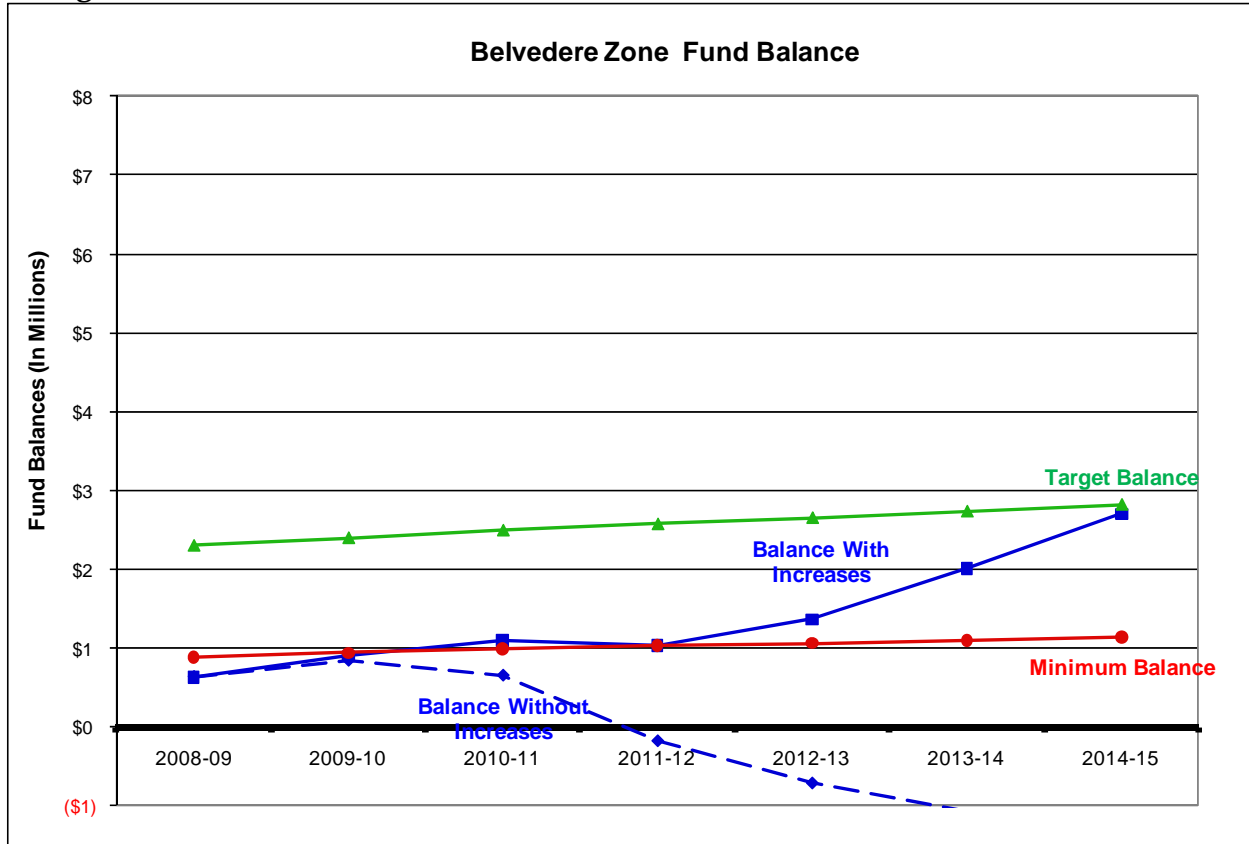
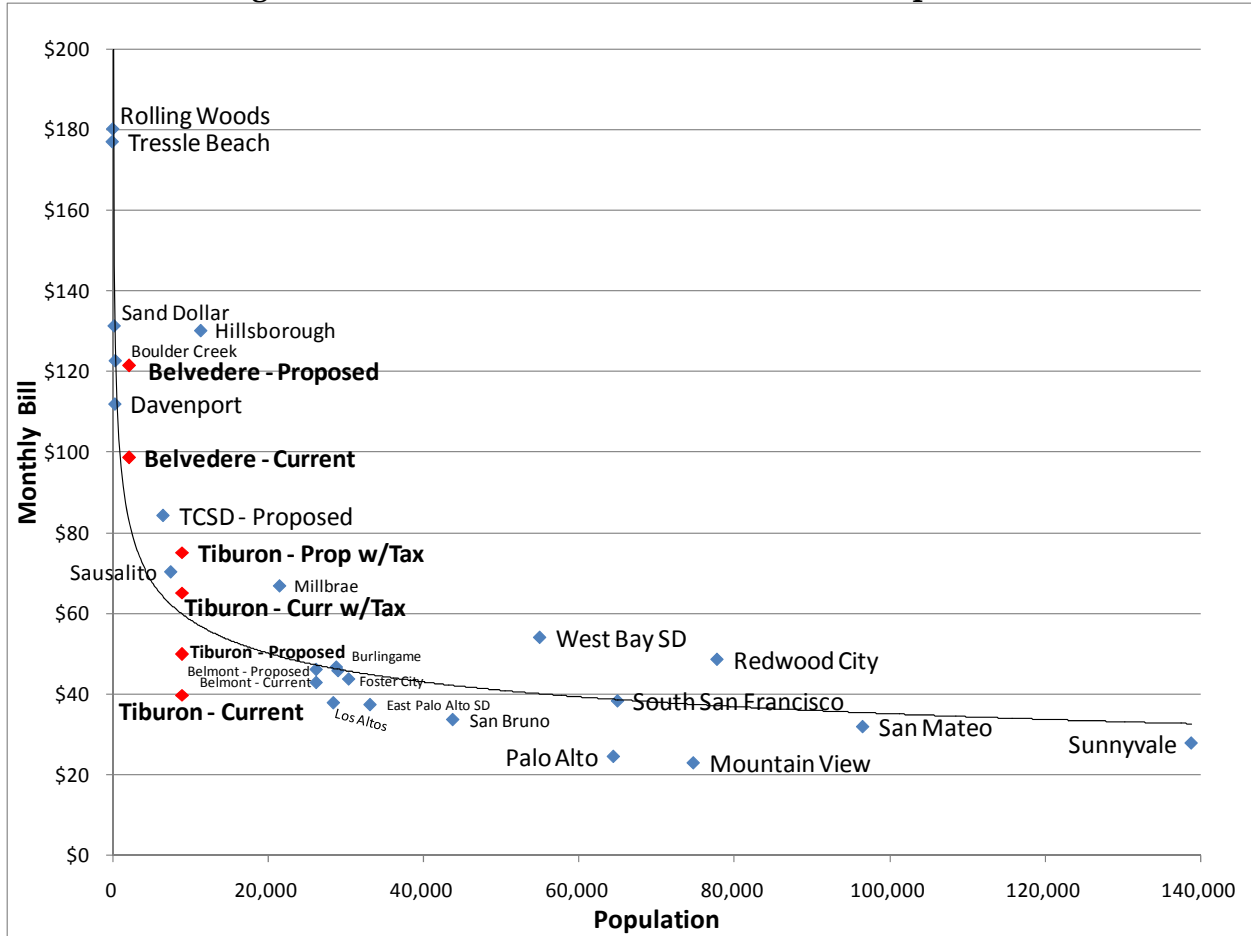


Figure 6. Annual Residential Bills In Southern Marin

	FY 09-10	FY 10-11
City of Sausalito		
Collection System (Sausalito)	\$360	\$422
Treatment (SMCSD)	\$388	\$469
Sewer service charge	\$748	\$891
Property Tax (approx)	\$45	\$37
Total Payment	\$793	\$928
Marin City		
Collection System (SMCSD)	--	--
Treatment (SMCSD)	--	--
Sewer service charge	\$439	\$531
Property Tax (approx)	\$45	\$37
Total Payment	\$484	\$568
Tamalpais Community Services District		
Collection System (TCSD)	--	--
Treatment (SMCSD/SASM)	--	--
Sewer service charge	\$710	\$1,014
City of Mill Valley		
Collection System (Mill Valley)	--	--
Treatment (SASM)	--	--
Sewer service charge	\$297	\$297
SD 5 - Tiburon Zone		
Collection System (SD 5)	--	--
Treatment (SD5)	--	--
Sewer service charge	\$478	\$598
Property Tax (approx)	\$304	\$304
Total Payment	\$782	\$902
SD 5 - Belvedere Zone		
Collection System (SD 5)	--	--
Treatment (SD5)	--	--
Sewer service charge	\$1,185	\$1,457
Ross Valley Sanitary District		
Collection System (RVSD)	\$500	\$500
Treatment (CMSD)	\$254	\$254
Sewer service charge	\$754	\$754

Based on current rates or proposed increased rates.

Figure 7. Residential Customer Bills Versus Population



August 2021

August 2021							September 2021						
Su	Mo	Tu	We	Th	Fr	Sa	Su	Mo	Tu	We	Th	Fr	Sa
1	2	3	4	5	6	7	5	6	7	1	2	3	4
8	9	10	11	12	13	14	12	13	14	15	16	17	18
15	16	17	18	19	20	21	19	20	21	22	23	24	25
22	23	24	25	26	27	28	26	27	28	29	30		
29	30	31											

SUNDAY	MONDAY	TUESDAY	WEDNESDAY	THURSDAY	FRIDAY	SATURDAY
Aug 1 Dan LaTorre's Hire Date: 8.1.2005	2	3	4	5 Health, Retirement & Retired Annuitant Monthly Premiums Due to CalPERS	6	7
8	9	10 T5 Due to CoM 2:00pm CIP Meeting 3:00pm Finance Meeting	11 8AM: Paychex - Shift to Flex	12	13	14
15	16	17	18	19 5:00 PM: Regular Board Meeting	20	21
22	23	24	25	26	27	28
29	30	31 8:00am Field Audit	Sep 1	2	3	4

September 2021

September 2021							October 2021						
Su	Mo	Tu	We	Th	Fr	Sa	Su	Mo	Tu	We	Th	Fr	Sa
			1	2	3	4						1	2
5	6	7	8	9	10	11	3	4	5	6	7	8	9
12	13	14	15	16	17	18	10	11	12	13	14	15	16
19	20	21	22	23	24	25	17	18	19	20	21	22	23
26	27	28	29	30			24	25	26	27	28	29	30
							31						

SUNDAY	MONDAY	TUESDAY	WEDNESDAY	THURSDAY	FRIDAY	SATURDAY
Aug 29	30	31	Sep 1	2	3	4
5 Health, Retirement & Retired Annuitant Monthly Premiums Due to CalPERS	6	7	8	9	10	11
12	13	14 2:00pm CIP Meeting 3:00pm Finance Meeting	15	16 5:00 PM: Regular Board Meeting	17 R. Dohrmann Contract Review Date: 9.17.13	18
19	20	21	22 John Rosser's Hire Date: 9.22.2000	23	24	25
26	27	28 8:00am Field Audit	29	30	Oct 1	2