

**NOTICE AND AGENDA  
Regular Board Meeting  
at Sanitary District No. 5 of Marin County  
Thursday, November 18, 2021**

**5:00 P.M. REGULAR BOARD MEETING**

**COVID-19 ADVISORY NOTICE**

Consistent with Assembly Bill 361 revising Government Code section 54953, and Resolution No. 2021-07 of this Board enacted in accordance therewith, the Meeting will not be physically open to the public and all Board Members and Staff will be teleconferencing into the meeting.

**How to Submit Public Comments:**

Comments submitted prior to the commencement of the meeting will be presented to the Board and included in the public record for the meeting.

**Public Comments are to be submitted via email to [rdohrmann@sani5.org](mailto:rdohrmann@sani5.org).**

In addition, members of the public who are calling in, will have the opportunity to provide public comments by following the steps below:

**How to Participate in the Meeting:**

**Join Zoom Meeting by clicking on the following link:**

**<https://us02web.zoom.us/j/6230620778>**

**Meeting ID: 623 062 0778**

**or join by phone:**

**Call in number: (669) 900-9128    Participant Code: 623 062 0778**

**ROLL CALL**

**PUBLIC COMMENTS:** The public is invited to address the Board on items that do not appear on the agenda and are within the subject matter jurisdiction of the Board. The Brown Act does not allow the Board to take action on any public comment. Please limit public comments to no more than three minutes.

**DIRECTORS' COMMENTS AND/OR AGENDA REQUESTS:**

**CONSENT CALENDAR:**

1. Review and Affirm No. 2021-07: A Resolution proclaiming the continuing need to meet by teleconference in accordance with Government Code Section 54953 (Rubio)
2. Approval of October 21, 2021 Regular Board Meeting Minutes (Dohrmann)
3. Review and receive all electronic fund transfers (EFTs) and approve warrants from October 10<sup>th</sup> through November 10<sup>th</sup>, 2021 (JP Morgan Chase Bank, check no. 8529 through check no. 8592, all transactions totaling \$296,816.98) and receive October 2021 payroll, in the sum of \$120,914.95 (Dohrmann)
4. Receipt of Financial Reports for October 2021 (Dohrmann)

**MANAGEMENT REPORTS:**

5. District Management Summary Report (Rubio)

**NEW BUSINESS:**

6. Review and accept proposal, from DKF Solutions, for SD5 Safety Updates and authorize the District Manager to proceed with Item #1 on the proposal for fiscal year 2021-2022.

**UNFINISHED BUSINESS:**

**COMMITTEE REPORTS:**

7. Capital Improvement Program Committee (Moody/Arias-Montez)
8. Finance & Fiscal Oversight Committee (Benediktsson/Arias-Montez)
9. Governance Committee (Moody/Carapiet)
10. Personnel Committee (Benediktsson/Snyder)
11. Renewable Energy Strategies Ad Hoc Committee (Carapiet/Moody) – verbal report

**OTHER BUSINESS:**

**ENVIRONMENTAL:**

**CORRESPONDENCE:**

**INFORMATIONAL ITEMS:**

12. Resolutions by the State Water Resources Control Board and the California Water Quality Monitoring Council recognizing SD5 and other utilities for its voluntary participation in wastewater monitoring for COVID-19

**CONVENE TO CLOSED SESSION:**

13. Convene to Closed Session (the public may provide comments regarding the closed session item(s) just prior to the Board beginning the Closed Session. Closed sessions are not open to the public.)

a) Closed Session pursuant to Section 54957(b) (1) – Employee Performance Evaluation  
Employee – District Manager

14. Report out of Closed Session

**RECONVENE TO OPEN SESSION:**

15. Consider increase to District Manager's compensation under Employment Contract and award of a one-time payment to District Manager

**ADJOURNMENT**

The Board will be asked to adjourn the meeting to a Regular Board Meeting on December 16, 2021, at 5:00 P.M.

*The Board of Directors may, at its discretion, consider agenda items out of the order in which they appear above.*

*Accessible public meetings: Upon request, the District will provide written agenda materials in appropriate alternate formats, or disability-related modification or accommodation, including auxiliary aids or services to enable individual with disabilities to participate in public meetings. Please submit written requests to the District at P.O. Box 227, Tiburon, CA 94920 or rdohrmann@sani5.org at least two days prior to the meeting.*

**Regular Board Meeting Minutes  
at Sanitary District No. 5 of Marin County  
Thursday, October 21, 2021**

**5:00 P.M. REGULAR BOARD MEETING**

**COVID-19 ADVISORY NOTICE**

Consistent with Assembly Bill 361 revising Government Code section 54953, and Resolution No. 2021-07 of this Board enacted in accordance therewith, the Meeting will not be physically open to the public and all Board Members and Staff will be teleconferencing into the meeting.

**How to Submit Public Comments:**

Comments submitted prior to the commencement of the meeting will be presented to the Board and included in the public record for the meeting.

**Public Comments are to be submitted via email to [rdohrmann@sani5.org](mailto:rdohrmann@sani5.org).**

In addition, members of the public who are calling in, will have the opportunity to provide public comments by following the steps below:

**How to Participate in the Meeting:**

**Join Zoom Meeting by clicking on the following link:**

**<https://us02web.zoom.us/j/6230620778>**

**Meeting ID: 623 062 0778**

**or join by phone:**

**Call in number: (669) 900-9128   Participant Code: 623 062 0778**

**CALL TO ORDER** by President Richard Snyder at 5:00 P.M.

**ROLL CALL**

Directors present: Richard Snyder, President  
John Carapiet, Vice President  
Catharine Benediktsson, Director  
Tod Moody, Director

Directors not present: Omar Arias-Montez, Secretary

Staff present: Tony Rubio, District Manager  
Robin Dohrmann, Office Manager

Others in attendance: Benjamin Stock, Burke, Williams, & Sorensen, LLC  
Ron Broere, GovInvest  
Dan Matusiewicz, GovInvest

**PUBLIC COMMENTS:** The public is invited to address the Board on items that do not appear on the agenda and are within the subject matter jurisdiction of the Board. The Brown Act does not allow the Board to take action on any public comment. Please limit public comments to no more than three minutes.

There were no public comments at this time.

**DIRECTORS' COMMENTS AND/OR AGENDA REQUESTS:**

- Vice President Carapiet requested a list of Belvedere Land Company's re-allotted properties (in 2014) to confirm sewer lateral repairs and replacements where needed
- President Snyder requested the disbursement of the annual District Manager (DM) Assessment form, in addition to a Closed Session at the November Regular Board Meeting, dedicated to review and discuss said DM's evaluation

**CONSENT CALENDAR:**

1. Review and approve Resolution No. 2021-08: A Resolution proclaiming the continuing need to meet by teleconference in accordance with Government Code Section 54953 (Rubio)
2. Approval of September 16, 2021 Regular Board Meeting Minutes and October 5, 2021 Special Board Meeting Minutes (Dohrmann)
3. Review and receive all electronic fund transfers (EFTs) and approve warrants from September 9<sup>th</sup> through October 13<sup>th</sup>, 2021 (JP Morgan Chase Bank, check no. 8479 through check no. 8528, all transactions totaling \$870,687.01) and receive September 2021 payroll, in the sum of \$119,301.61 (Dohrmann)
4. Receipt of Financial Reports for September 2021 (Dohrmann)

Discussion by the Board. Motion (Benediktsson/Carapiet) to approve Items No. 1 through No. 4 on the Consent Calendar. Passed (4-0-0-1).

**MANAGEMENT REPORTS:**

5. District Management Summary Report (Rubio)

District Manager, Tony Rubio, presented a written and verbal report on current District issues, responding to questions from the Board. Discussion by the Board.

**NEW BUSINESS:**

6. Review and discuss SD5's current pension and OPEB funding, presented by GovInvest (Rubio) – **discussion only**
7. Verbal discussion regarding potential mandatory Covid-19 Vaccine Policy for all District Staff and Board Members (Rubio) – **discussion only**
8. Review and approve Resolution 2021-06: A Resolution Establishing a One-time Employee Early Exit Plan for FY21-22 (Rubio) – Possible action

Discussion by the Board. Motion (Moody/Benediktsson) to approve Resolution 2021-06: A Resolution Establishing a One-time Employee Early Exit Plan for FY21-22. Passed (3-1-0-1).

9. Review and discuss the continuance or dissolution of SD5's Tiburon-Belvedere Wastewater Financing Authority (JPA) based on completion of Bond promissory obligation from the 2012 MPR Project (Rubio) – Action

Discussion by the Board. No action taken.

10. Review & accept staffing evaluation proposal from HDR and direct the District Manager to engage HDR in a professional services agreement for the SD5 staffing evaluation (Rubio) – Action

Discussion by the Board. Motion (Moody/Carapiet) to review and accept the staffing evaluation proposal from HDR and direct the District Manager to engage HDR in a professional services agreement for the SD5 staffing evaluation. Passed (4-0-0-1).

**UNFINISHED BUSINESS:** None

**COMMITTEE REPORTS:**

11. Capital Improvement Program Committee (Moody/Arias-Montez) – verbal report + Action Item Log
12. Finance & Fiscal Oversight Committee (Benediktsson/Arias-Montez) – verbal report + see Item #6
13. Governance Committee (Moody/Carapiet) – N/A
14. Personnel Committee (Benediktsson/Snyder) – See Item #8
15. Renewable Energy Strategies Ad Hoc Committee (Carapiet/Moody) – N/A

**OTHER BUSINESS:** None

**ENVIRONMENTAL:** None

**CORRESPONDENCE:** None

**INFORMATIONAL ITEMS:** None

**ADJOURNMENT**

The Board adjourned at 6:09 p.m. to a Regular Board Meeting on November 18, 2021, at 5:00 p.m.

Approved:

Attest:

---

Richard Snyder  
President, Board of Directors

---

John Carapiet  
Vice President, Board of Directors

**Sanitary Distr. No.5 of Marin Co.**  
**Warrant List Summary**  
**October 14 through November 10, 2021**

Item #3

11/09/21

Date	Num	Name	Memo	Amount
<b>JP Morgan Chase - Primary 7399</b>				
11/02/21	EFT	CalPERS	EFT Health Premium, November 2021, Cust #4163206459	-15,882.01
11/02/21	EFT	PERS	EFT PERS Retirement, October 2021	-19,231.11
10/21/21	8476	Lepera, Joseph	Permit Refund: 8 Rolling Hills - October 2021	-19,362.00
10/21/21	8529	Mill Valley Refuse Service, Inc.	Acct #032945, Garbage Service + 1 yd rental, October 2021	-263.12
10/21/21	8530	Pacific Gas & Electric	Acct #2908031411-4, Utilities, September 2021	-25,708.39
10/21/21	8531	Staples, Inc.	Acct #60111000714, Office Supplies, September 2021	-165.85
10/21/21	8532	Teledyne Instruments, Inc.	Cust #0019798, M.P. Lab Equipment - September 2021	-1,703.92
10/21/21	8533	Town of Tiburon	Fuel, August - September 2021	-1,926.64
10/21/21	8534	Verizon Wireless	Acct #0342125502-00001: iPhones & BPS Comm, October 2021	-594.40
10/21/21	8535	Alvarez, Joel	Reimb. re Uniforms + Safety Boots, Sept 2021	-572.21
10/21/21	8536	Collodi, Peter	Reimb. re Uniforms, Sept 2021	-47.37
10/21/21	8537	Rosser, John	S/B Reimb., October 2021	-196.17
11/10/21	8540	Access Answering Service	Acct #4080C, Answering Service, November 2021	-60.00
11/10/21	8541	Alhambra	Acct #547945611762129, Water, September - October, 2021	-137.81
11/10/21	8542	All Star Rents, Inc.	BPS#5: P&L Equipment Rentals, October 2021	-397.17
11/10/21	8543	Aquadyne Associates	M.P. Equipment - October 2021	-1,481.38
11/10/21	8544	AT&T	Acct #960732-76375559 - October 2021	-814.60
11/10/21	8545	BAAQMD	Permits, BPS#1 & TPS#11/SF#1 Renewals, Nov 2021	-756.00
11/10/21	8546	Burke, Williams & Sorensen, LLP	Legal Advice, September 2021	-3,303.00
11/10/21	8547	Cal-Steam	Cust ID# 89563, M.P. Supplies, September 2021	-819.58
11/10/21	8548	California Special Districts Assoc.	ID#294, Membership Renewal, Nov 2021 (AJE FY22-23)	-8,195.00
11/10/21	8549	Caltest Analytical Laboratory	M.P./P.C. Lab Sampling, October 2021	-1,805.95
11/10/21	8550	Caltronics Business Systems, Inc.	Acct #SD15, Multi-purpose Copier Contract, October 2021	-136.70
11/10/21	8551	Cintas Corporation #626	Acct #626-00821, PPE/Safetywear + Service, October, 2021	-144.01
11/10/21	8552	CWEA	Membership & Certification Renewal, R Cottrell + (Ops) Job Listin...	-230.00
11/10/21	8553	D&K Auto Service	SD5 Truck Maint., July 2021	-834.18
11/10/21	8554	Daigger Scientific, Inc.	Cust #:C120650, Lab Supplies, October 2021	-100.25
11/10/21	8555	DKF Solutions Group, LLC	My Safety Officer Monthly Subscription, November 2021	-350.00
11/10/21	8556	E & M Electric & Machinery, Inc.	Cust #SANI5, SCADA Sys. Maint.& IT Support Contract Renewal,...	-11,650.00
11/10/21	8557	Ferguson Waterworks	Parts & Srvc, September 2021	-824.12
11/10/21	8558	Goodman Building Supply Co.	Acct #20070, M.P.+Truck Parts & Supplies, October 2021	-543.50
11/10/21	8559	Grainger	Acct #810128785, M.P. Supplies, October 2021	-287.95
11/10/21	8561	Home Depot Credit Services	Acct #6035 3220 0516 4334, P.C. Supplies - October 2021	-146.74
11/10/21	8562	Jackson's Hardware, Inc.	Acct #7601, Rain Boots, October 2021	-142.01
11/10/21	8563	JM Integration, LLC	M.P. Parts & Service, October 2021	-7,135.89
11/10/21	8564	Ken Grady Company, Inc.	M.P. Process Control Systems, September - November 2021	-5,708.79
11/10/21	8565	Linscott Engineering Contractors I...	BPS#12 + P.C. Manhole Lid Replcmnt, November 2021	-7,819.56
11/10/21	8566	Lystek Int'l, LTD	Biosolids Transport, October 2021	-736.95
11/10/21	8567	Maltby Electric Supply Co., Inc.	Cust No.15953, M.P. Supplies, September 2021	-12.97
11/10/21	8568	Marin Municipal Water District	Water, August - October, 2021	-1,561.15
11/10/21	8569	Marin Resource Recovery Center	Cust #02-1527 0, M.P. Disposal, October 2021	-85.50
11/10/21	8570	MidAmerica	Acct#: SD5MARIN0G5, 2022 Rates, Jan - Jun 2022	-29,642.76
11/10/21	8571	Mill Valley Refuse Service, Inc.	Acct #032945, Garbage Service + 1 yd rental, November 2021	-263.12
11/10/21	8572	Nevada Seal & Pump	P&L Srvc & Maint, September 2021	-9,400.00
11/10/21	8573	PACE Supply Corp.	M.P. Parts & Service, October 2021	-673.44
11/10/21	8574	Perotti & Carrade	Client #1901 - FY20-21 Audit Services, PP#2, November 2021	-15,000.00
11/10/21	8575	Roy's Sewer Service, Inc.	P&L + Sm. Machine Cleaning @ Tib + Belv - October 2021	-47,874.50
11/10/21	8576	Shape Incorporated	Acct #400M14, BPS #1 Pump Replacement - October 2021	-14,906.03
11/10/21	8577	U.S. Bank	Acct#:4246-0441-0158-3635, September - October 2021	-12,526.25
11/10/21	8578	Univar	Cust ID #STDT001, Chemicals, October 2021	-8,502.54
11/10/21	8579	USA BlueBook	Cust #933682, Safety - October/November 2021	-5,570.33
11/10/21	8580	Waste Management of Redwood ...	Acct #507-0000190-1507-2, Sludge Disposal - October 2021	-447.10
11/10/21	8581	Water Components & Building Su...	Acct #454, P&L + M.P. Maint. Supplies, October 2021	-432.82
11/10/21	8582	Wintersun Chemical	M.P. Chemicals, October 2021	-2,515.35
11/10/21	8583	WorkSmart Automation, Inc.	SD5 Comm System Maintenance, November 2021	-1,390.00
11/10/21	8584	Alvarez, Joel	Mileage Reimb. re ER Storm Watch. 10.25.2021 - 10.26.2021	-53.25
11/10/21	8585	Bilsborough, Chad	S/B Mileage Reimb: 3.12.2021 - 6.30.2021 (Last FY) & 7.1.2021 - ...	-1,081.92
11/10/21	8586	Bilsborough, Chad	Travel Reimb re ER Storm Watch, 10.25.2021 - 10.26.2021	-235.21
11/10/21	8587	Cottrell, Rulon	Reimb. for Grit Chamber & BPS #3 Overnight Cleaning, October ...	-180.49
11/10/21	8588	Driscoll, Stephen	Reimb. re CWEA NorCal Safety Day, 10.27.2021	-255.08
11/10/21	8589	Driscoll, Stephen	Reimb. CSU Sac Exam Fees, Sept 2021	-2,208.53
11/10/21	8590	Rosser, John	S/B Reimb., Oct 2021	-98.08

11/09/21

**Sanitary Distr. No.5 of Marin Co.**  
**Warrant List Summary**  
**October 14 through November 10, 2021**

---

<b>Date</b>	<b>Num</b>	<b>Name</b>	<b>Memo</b>	<b>Amount</b>
11/10/21	8591	Alameda Electrical Distributors, Inc.	M.P. Supplies, November 2021	-1,551.23
11/10/21	8592	Rubio, Antonio	Travel Reimb., Oct 2021	-135.00
Total JP Morgan Chase - Primary 7399				-296,816.98
<b>TOTAL</b>				<b>-296,816.98</b>

11/09/21

**Sanitary Distr. No.5 of Marin Co.**  
**Warrant List Detail**  
 October 14 through November 10, 2021

Date	Num	Name	Memo	Account	Class	Paid Amount
11/02/21	EFT	CalPERS	<b>EFT Health Premium, November 2021, Cust #4163206459</b>	<b>JP Morgan Chase - Primary 7399</b>		
			Active Employee Health Premium - November 2021	8020.05 · Employee Health	Belvedere	-5,383.56
			Active Employee Health Premium - November 2021	8020.05 · Employee Health	Tiburon:Paradise ...	-437.15
			Active Employee Health Premium - November 2021	8020.05 · Employee Health	Tiburon	-9,150.25
			Retiree Health Premium - November 2021	8022.05 · Reitree Health	Belvedere	-308.54
			Retiree Health Premium - November 2021	8022.05 · Reitree Health	Tiburon:Paradise ...	-25.05
			Retiree Health Premium - November 2021	8022.05 · Reitree Health	Tiburon	-524.41
			Active Employee Health Premium - November 2021 - Admin Fee	8020.05 · Employee Health	Belvedere	-13.46
			Active Employee Health Premium - November ust 2021 - Admin...	8020.05 · Employee Health	Tiburon:Paradise ...	-1.09
			Active Employee Health Premium - November 2021 - Admin Fee	8020.05 · Employee Health	Tiburon	-22.88
			Retiree Health Premium - November 2021 - Admin Fee	8022.05 · Reitree Health	Belvedere	-5.62
			Retiree Health Premium - November 2021 - Admin Fee	8022.05 · Reitree Health	Tiburon:Paradise ...	-0.46
			Retiree Health Premium - November 2021 - Admin Fee	8022.05 · Reitree Health	Tiburon	-9.54
TOTAL						-15,882.01
11/02/21	EFT	PERS	<b>EFT PERS Retirement, October 2021</b>	<b>JP Morgan Chase - Primary 7399</b>		
			Retirement October 2021(Classic 1600 Rate): ER @ 14.194 %; ...	8019.05 · PERS Retirement	Belvedere	-4,838.51
			Retirement October 2021(Classic 1600 Rate) (AJE FY20-21)	8019.05 · PERS Retirement	Tiburon:Paradise ...	-392.89
			Retirement October 2021(Classic 1600 Rate) (AJE FY20-21)	8019.05 · PERS Retirement	Tiburon	-8,223.86
			Retirement October 2021(PEPRA Rates: ER @ 7.732%; EE @ ...	8019.05 · PERS Retirement	Belvedere	-2,044.32
			Retirement October 2021(PEPRA Rate) (AJE FY20-21)	8019.05 · PERS Retirement	Tiburon:Paradise ...	-166.00
			Retirement October 2021(PEPRA Rate) (AJE FY20-21)	8019.05 · PERS Retirement	Tiburon	-3,474.65
			Special Comp for C Bilsborough - Operator on-call for Labor Da...	8019.05 · PERS Retirement	Belvedere	-32.68
			Special Comp for C Bilsborough - Operator on-call for Labor Da...	8019.05 · PERS Retirement	Tiburon:Paradise ...	-2.65
			Special Comp for C Bilsborough - Operator on-call for Labor Da...	8019.05 · PERS Retirement	Tiburon	-55.55
TOTAL						-19,231.11
10/21/21	8476	Lepera, Joseph	<b>Permit Refund: 8 Rolling Hills - October 2021</b>	<b>JP Morgan Chase - Primary 7399</b>		
			Permit Refund: No longer building ADU @ 8 Rolling Hills, Tiburo...	5900.31 · Collection	Tiburon	-8,127.00
			Permit Refund: No longer building ADU @ 8 Rolling Hills, Tiburo...	5900.34 · Treatment	Tiburon	-11,235.00
TOTAL						-19,362.00
10/21/21	8529	Mill Valley Refuse Service, I...	<b>Acct #032945, Garbage Service + 1 yd rental, October 2021</b>	<b>JP Morgan Chase - Primary 7399</b>		
			Garbage Service, Including 1 yd trash + 1 yd cardboard rental, ...	7023 · Janitorial Supplies & Servi...	Belvedere	-97.49
			Garbage Service, Including 1 yd trash + 1 yd cardboard rental, ...	7023 · Janitorial Supplies & Servi...	Tiburon	-165.63
TOTAL						-263.12



11/09/21

**Sanitary Distr. No.5 of Marin Co.**  
**Warrant List Detail**  
 October 14 through November 10, 2021

Date	Num	Name	Memo	Account	Class	Paid Amount
10/21/21	8530	Pacific Gas & Electric	<b>Acct #2908031411-4, Utilities, September 2021</b>	<b>JP Morgan Chase - Primary 7399</b>		
			Acct #2908031411-4, Main Plant Utilities, September 2021	8542 · Main Plant Utilities	Belvedere	-7,583.42
			Acct #2908031411-4, P.C. Plant Utilities, September 2021	8543 · Paradise Cove Utilities	Tiburon:Paradise ...	-1,853.63
			Acct #2908031411-4, Main Plant Utilities, September 2021	8542 · Main Plant Utilities	Tiburon	-12,884.65
			Acct #2908031411-4, Belv Pump St Utilities, September 2021	8544 · Pump Station Utilities	Belvedere	-1,285.21
			Acct #2908031411-4, P.C. Pump St Utilities, September 2021	8544 · Pump Station Utilities	Tiburon:Paradise ...	-305.82
			Acct #2908031411-4, Tib Pump St Utilities, September 2021	8544 · Pump Station Utilities	Tiburon	-1,795.66
TOTAL						-25,708.39
10/21/21	8531	Staples, Inc.	<b>Acct #60111000714, Office Supplies, September 2021</b>	<b>JP Morgan Chase - Primary 7399</b>		
			Inv #2924127371, Office supplies, September 2021	6047 · Office Supplies	Belvedere	-59.64
			Inv #2924127371, Office supplies, September 2021	6047 · Office Supplies	Tiburon:Paradise ...	-4.84
			Inv #2924127371, Office supplies, September 2021	6047 · Office Supplies	Tiburon	-101.37
TOTAL						-165.85
10/21/21	8532	Teledyne Instruments, Inc.	<b>Cust #0019798, M.P. Lab Equipment - September 2021</b>	<b>JP Morgan Chase - Primary 7399</b>		
			Inv #S00557517-1 (PO#387917) - M.P. Lab Equipment - Replac...	7025 · Lab Supplies & Chemicals	Belvedere	-631.30
			Inv #S00557517-1 (PO#387917) - M.P. Lab Equipment - Replac...	7025 · Lab Supplies & Chemicals	Tiburon	-1,072.62
TOTAL						-1,703.92
10/21/21	8533	Town of Tiburon	<b>Fuel, August - September 2021</b>	<b>JP Morgan Chase - Primary 7399</b>		
			Fuel, August 2021	7071 · Fuel	Belvedere	-312.82
			Fuel, August 2021	7071 · Fuel	Tiburon:Paradise ...	-25.40
			Fuel, August 2021	7071 · Fuel	Tiburon	-531.69
			Fuel, September 2021	7071 · Fuel	Belvedere	-380.00
			Fuel, September 2021	7071 · Fuel	Tiburon:Paradise ...	-30.86
			Fuel, September 2021	7071 · Fuel	Tiburon	-645.87
TOTAL						-1,926.64
10/21/21	8534	Verizon Wireless	<b>Acct #0342125502-00001: iPhones &amp; BPS Comm, October 2...</b>	<b>JP Morgan Chase - Primary 7399</b>		
			Inv #9889983210: Monthly Charges New NASPO MA 152 Agmn...	8531 · Main Plant Telephones	Belvedere	-97.67
			Inv #9889983210: Monthly Charges New NASPO MA 152 Agmn...	8532 · Paradise Cove Telephones	Tiburon:Paradise ...	-7.93
			Inv #9889983210: Monthly Charges New NASPO MA 152 Agmn...	8531 · Main Plant Telephones	Tiburon	-166.00
			Inv #9885626299: NEW Monthly Charges for BPS Telephone lin...	8533 · Pumps & Lines Telephones	Belvedere	-279.93
			Inv #9889983210: Taxes, Gov't Surcharges & Fees, October 2021	8531 · Main Plant Telephones	Belvedere	-15.42
			Inv #9889983210: Taxes, Gov't Surcharges & Fees, October 2021	8532 · Paradise Cove Telephones	Tiburon:Paradise ...	-1.25
			Inv #9889983210: Taxes, Gov't Surcharges & Fees, October 2021	8531 · Main Plant Telephones	Tiburon	-26.20
TOTAL						-594.40

**Sanitary Distr. No.5 of Marin Co.**  
**Warrant List Detail**  
 October 14 through November 10, 2021

Date	Num	Name	Memo	Account	Class	Paid Amount
10/21/21	8535	Alvarez, Joel	<b>Reimb. re Uniforms + Safety Boots, Sept 2021</b>	<b>JP Morgan Chase - Primary 7399</b>		
			Reimb. re Safety Boots for FY21-22	8520 · Personal Protection/Safet...	Belvedere	-71.92
			Reimb. re Safety Boots for FY21-22	8520 · Personal Protection/Safet...	Tiburon:Paradise ...	-5.84
			Reimb. re Safety Boots for FY21-22	8520 · Personal Protection/Safet...	Tiburon	-122.24
			Reimb. re Uniforms (shirts/pants, etc.), 8.30.2021	8520 · Personal Protection/Safet...	Belvedere	-133.85
			Reimb. re Uniforms (shirts/pants, etc.), 8.30.2021	8520 · Personal Protection/Safet...	Tiburon:Paradise ...	-10.87
			Reimb. re Uniforms (shirts/pants, etc.), 8.30.2021	8520 · Personal Protection/Safet...	Tiburon	-227.49
TOTAL						-572.21
10/21/21	8536	Collodi, Peter	<b>Reimb. re Uniforms, Sept 2021</b>	<b>JP Morgan Chase - Primary 7399</b>		
			Reimb. re Safety Boots for FY21-22	8520 · Personal Protection/Safet...	Belvedere	-17.03
			Reimb. re Safety Boots for FY21-22	8520 · Personal Protection/Safet...	Tiburon:Paradise ...	-1.38
			Reimb. re Uniforms (shirts/pants, etc.), 8.30.2021	8520 · Personal Protection/Safet...	Belvedere	-28.96
TOTAL						-47.37
10/21/21	8537	Rosser, John	<b>S/B Reimb., October 2021</b>	<b>JP Morgan Chase - Primary 7399</b>		
			Standby Mileage Reimb. for October 2021 - Belvedere only	6018.2 · Standby Mileage Expen...	Belvedere	-196.17
TOTAL						-196.17
11/10/21	8540	Access Answering Service	<b>Acct #4080C, Answering Service, November 2021</b>	<b>JP Morgan Chase - Primary 7399</b>		
			Inv #26626, Answering Service, November 2021- SSO & Alarm ...	8510 · Data/Alarms/IT Supp & Li...	Belvedere	-21.58
			Inv #26626, Answering Service, November 2021- SSO & Alarm ...	8510 · Data/Alarms/IT Supp & Li...	Tiburon:Paradise ...	-1.75
			Inv #26626, Answering Service, November 2021- SSO & Alarm ...	8510 · Data/Alarms/IT Supp & Li...	Tiburon	-36.67
TOTAL						-60.00
11/10/21	8541	Alhambra	<b>Acct #547945611762129, Water, September - October, 2021</b>	<b>JP Morgan Chase - Primary 7399</b>		
			Inv #12012314 101521 Water, 9.16.2021 - 10.13.2021	7023 · Janitorial Supplies & Servi...	Belvedere	-49.56
			Inv #12012314 101521 Water, 9.16.2021 - 10.13.2021	7042 · Paradise Supplies & Che...	Tiburon:Paradise ...	-4.02
			Inv #12012314 101521 Water, 9.16.2021 - 10.13.2021	7023 · Janitorial Supplies & Servi...	Tiburon	-84.23
TOTAL						-137.81
11/10/21	8542	All Star Rents, Inc.	<b>BPS#5: P&amp;L Equipment Rentals, October 2021</b>	<b>JP Morgan Chase - Primary 7399</b>		
			Inv #1054432-3 (PO #160557), Inv #1054105-3 (PO #161158): ...	7021 · Plant Maintenance Supplies	Belvedere	-147.15
			Inv #1054432-3 (PO #160557), Inv #1054105-3 (PO #161158): ...	7021 · Plant Maintenance Supplies	Tiburon	-250.02
TOTAL						-397.17

11/09/21

**Sanitary Distr. No.5 of Marin Co.**  
**Warrant List Detail**  
 October 14 through November 10, 2021

Date	Num	Name	Memo	Account	Class	Paid Amount
11/10/21	8543	Aquadyne Associates	<b>M.P. Equipment - October 2021</b>	<b>JP Morgan Chase - Primary 7399</b>		
			Inv #21-041 (PO#387944) - M.P. Equipment, Floats for Rotary D...	7022 · Plant Maint. Parts & Service	Belvedere	-548.85
			Inv #21-041 (PO#387944) - M.P. Equipment, Floats for Rotary D...	7022 · Plant Maint. Parts & Service	Tiburon	-932.53
TOTAL						-1,481.38
11/10/21	8544	AT&T	<b>Acct #960732-76375559 - October 2021</b>	<b>JP Morgan Chase - Primary 7399</b>		
			PC Plant Telephones - October 2021	8532 · Paradise Cove Telephones	Tiburon:Paradise ...	-331.35
			PC Pumps & Lines Telephones - October 2021	8533 · Pumps & Lines Telephones	Tiburon:Paradise ...	-175.07
			Tib Pumps & Lines Telephones - October 2021	8533 · Pumps & Lines Telephones	Tiburon	-308.18
TOTAL						-814.60
11/10/21	8545	BAAQMD	<b>Permits, BPS#1 &amp; TPS#11/SF#1 Renewals, Nov 2021</b>	<b>JP Morgan Chase - Primary 7399</b>		
			Cust#:28KC1E3998, Inv #:4LB29, Plant #:23998, Belv P.S. #1 - ...	7062 · Permits/Fees - General	Tiburon	-378.00
			Cust#:28KC2E3999, Inv #:4LB30, Plant #:23999, SFPS#1/TPS#...	7063 · Paradise Cove Permits/F...	Tiburon:Paradise ...	-378.00
TOTAL						-756.00
11/10/21	8546	Burke, Williams & Sorensen...	<b>Legal Advice, September 2021</b>	<b>JP Morgan Chase - Primary 7399</b>		
			Inv #276084, HR, September 2021	6039 · Legal	Belvedere	-464.42
			Inv #276084, HR, September 2021	6039 · Legal	Tiburon:Paradise ...	-37.71
			Inv #276084, HR, September 2021	6039 · Legal	Tiburon	-789.36
			Inv #276084, SD5 VLTNS, September 2021	6039 · Legal	Tiburon	-216.00
			Inv #276084, DCS, September 2021	6039 · Legal	Belvedere	-645.66
			Inv #276084, DCS, September 2021	6039 · Legal	Tiburon:Paradise ...	-52.43
			Inv #276084, DCS, September 2021	6039 · Legal	Tiburon	-1,097.42
TOTAL						-3,303.00
11/10/21	8547	Cal-Steam	<b>Cust ID# 89563, M.P. Supplies, September 2021</b>	<b>JP Morgan Chase - Primary 7399</b>		
			Inv #414885, PO #286867, Inv #4162773, PO #4162773, M.P. S...	7021 · Plant Maintenance Supplies	Belvedere	-153.21
			Inv #4188550, PO #160568, P.C.Supplies & Chemicals -- Septe...	7042 · Paradise Supplies & Che...	Tiburon:Paradise ...	-406.06
			Inv #414885, PO #286867, Inv #4162773, PO #4162773, M.P. S...	7021 · Plant Maintenance Supplies	Tiburon	-260.31
TOTAL						-819.58

11/09/21

**Sanitary Distr. No.5 of Marin Co.**  
**Warrant List Detail**  
**October 14 through November 10, 2021**

Date	Num	Name	Memo	Account	Class	Paid Amount
11/10/21	8548	California Special Districts ...	<b>ID#294, Membership Renewal, Nov 2021 (AJE FY22-23)</b>	<b>JP Morgan Chase - Primary 7399</b>		
			CSDA Member ID#294, Membership Renewal - 1.1.22 - 6.30.22	6025 · Dues & Subscriptions	Belvedere	-1,473.46
			CSDA Member ID#294, Membership Renewal - 1.1.22 - 6.30.22	6025 · Dues & Subscriptions	Tiburon:Paradise ...	-119.65
			CSDA Member ID#294, Membership Renewal - 1.1.22 - 6.30.22	6025 · Dues & Subscriptions	Tiburon	-2,504.39
			CSDA Member ID#294, Membership Renewal - 7.1.22 - 12.31....	6025 · Dues & Subscriptions	Belvedere	-1,473.46
			CSDA Member ID#294, Membership Renewal - 7.1.22 - 12.31....	6025 · Dues & Subscriptions	Tiburon:Paradise ...	-119.65
			CSDA Member ID#294, Membership Renewal - 7.1.22 - 12.31....	6025 · Dues & Subscriptions	Tiburon	-2,504.39
TOTAL						-8,195.00
11/10/21	8549	Caltest Analytical Laboratory	<b>M.P./P.C. Lab Sampling, October 2021</b>	<b>JP Morgan Chase - Primary 7399</b>		
			M.P. - B: #625942, #626027, #626081, #626411, #6256558 - Oc...	7051 · Main Plant Lab Monitoring	Belvedere	-547.32
			P.C.: Inv #626201, #626357 - October 2021	7052 · Paradise Cove Monitoring	Tiburon:Paradise ...	-328.70
			M.P. - B: #625942, #626027, #626081, #626411, #6256558 - Oc...	7051 · Main Plant Lab Monitoring	Tiburon	-929.93
TOTAL						-1,805.95
11/10/21	8550	Caltronics Business Syste...	<b>Acct #SD15, Multi-purpose Copier Contract, October 2021</b>	<b>JP Morgan Chase - Primary 7399</b>		
			Inv #3370232, Konica Multi-purpose copier (C308) contract, Oct...	6047 · Office Supplies	Belvedere	-49.16
			Inv #3370232, Konica Multi-purpose copier (C308) contract, Oct...	6047 · Office Supplies	Tiburon:Paradise ...	-3.99
			Inv #3370232, Konica Multi-purpose copier (C308) contract, Oct...	6047 · Office Supplies	Tiburon	-83.55
TOTAL						-136.70
11/10/21	8551	Cintas Corporation #626	<b>Acct #626-00821, PPE/Safetywear + Service, October, 2021</b>	<b>JP Morgan Chase - Primary 7399</b>		
			PPE/Safetwear + Service: #4097573744, #4100868727, #40988...	8520 · Personal Protection/Safet...	Belvedere	-51.79
			PPE/Safetwear + Service: #4097573744, #4100868727, #40988...	8520 · Personal Protection/Safet...	Tiburon:Paradise ...	-4.21
			PPE/Safetwear + Service: #4097573744, #4100868727, #40988...	8520 · Personal Protection/Safet...	Tiburon	-88.01
TOTAL						-144.01
11/10/21	8552	CWEA	<b>Membership &amp; Certification Renewal, R Cottrell + (Ops) Job ...</b>	<b>JP Morgan Chase - Primary 7399</b>		
			R Cottrell (#58912), Plant Maint, Tech, Grade II, 1.1.2021 - 6.30....	6025 · Dues & Subscriptions	Belvedere	-16.36
			R Cottrell (#58912), Plant Maint, Tech, Grade II, 1.1.2021 - 6.30....	6025 · Dues & Subscriptions	Tiburon:Paradise ...	-1.33
			R Cottrell (#58912), Plant Maint, Tech, Grade II, 1.1.2021 - 6.30....	6025 · Dues & Subscriptions	Tiburon	-27.81
			R Cottrell (#58912), Plant Maint, Tech, Grade II, 7.1.2022 - 12.3...	6025 · Dues & Subscriptions	Belvedere	-16.36
			R Cottrell (#58912), Plant Maint, Tech, Grade II, 7.1.2022 - 12.3...	6025 · Dues & Subscriptions	Tiburon:Paradise ...	-1.33
			R Cottrell (#58912), Plant Maint, Tech, Grade II, 7.1.2022 - 12.3...	6025 · Dues & Subscriptions	Tiburon	-27.81
			#R2726891, (Ops) Job Listing (2 week) extension, 9.21.2021	6001 · Advertising	Belvedere	-49.98
			#R2726891, (Ops) Job Listing (2 week) extension, 9.21.2021	6001 · Advertising	Tiburon:Paradise ...	-4.06
			#R2726891, (Ops) Job Listing (2 week) extension, 9.21.2021	6001 · Advertising	Tiburon	-84.96
TOTAL						-230.00

**Sanitary Distr. No.5 of Marin Co.**  
**Warrant List Detail**  
 October 14 through November 10, 2021

11/09/21

Date	Num	Name	Memo	Account	Class	Paid Amount
11/10/21	8553	D&K Auto Service	<b>SD5 Truck Maint., July 2021</b>	<b>JP Morgan Chase - Primary 7399</b>		
			Inv #68708, PO #161160 -- 2005 Chevy Silverado 2500, Repair/...	7072 · Maintenance	Belvedere	-299.97
			Inv #68708, PO #161160 -- 2005 Chevy Silverado 2500, Repair/...	7072 · Maintenance	Tiburon:Paradise ...	-24.36
			Inv #68708, PO #161160 -- 2005 Chevy Silverado 2500, Repair/...	7072 · Maintenance	Tiburon	-509.85
TOTAL						-834.18
11/10/21	8554	Daigger Scientific, Inc.	<b>Cust #:C120650, Lab Supplies, October 2021</b>	<b>JP Morgan Chase - Primary 7399</b>		
			Inv #50037557, PO #387861, M.P. Lab Supplies, Pipettes - Oct...	7025 · Lab Supplies & Chemicals	Belvedere	-37.14
			Inv #50037557, PO #387861, M.P. Lab Supplies, Pipettes - Oct...	7025 · Lab Supplies & Chemicals	Tiburon	-63.11
TOTAL						-100.25
11/10/21	8555	DKF Solutions Group, LLC	<b>My Safety Officer Monthly Subscription, November 2021</b>	<b>JP Morgan Chase - Primary 7399</b>		
			Inv #20103, My Safety Officer Monthly Subscription Fee, Novem...	8515 · Safety	Belvedere	-125.86
			Inv #20103, My Safety Officer Monthly Subscription Fee, Novem...	8515 · Safety	Tiburon:Paradise ...	-10.22
			Inv #20103, My Safety Officer Monthly Subscription Fee, Novem...	8515 · Safety	Tiburon	-213.92
TOTAL						-350.00
11/10/21	8556	E & M Electric & Machinery,...	<b>Cust #SANI5, SCADA Sys. Maint.&amp; IT Support Contract Rene...</b>	<b>JP Morgan Chase - Primary 7399</b>		
			Inv #386614 / CFA#100158, SCADA System Maintenance & IT ...	8510 · Data/Alarms/IT Supp & Li...	Belvedere	-2,239.26
			Inv #386614 / CFA#100158, SCADA System Maintenance & IT ...	8510 · Data/Alarms/IT Supp & Li...	Tiburon:Paradise ...	-181.83
			Inv #386614 / CFA#100158, SCADA System Maintenance & IT ...	8510 · Data/Alarms/IT Supp & Li...	Tiburon	-3,805.99
			Inv #386614 / CFA#100158, SCADA System Maintenance & IT ...	8510 · Data/Alarms/IT Supp & Li...	Belvedere	-1,599.47
			Inv #386614 / CFA#100158, SCADA System Maintenance & IT ...	8510 · Data/Alarms/IT Supp & Li...	Tiburon:Paradise ...	-129.88
			Inv #386614 / CFA#100158, SCADA System Maintenance & IT ...	8510 · Data/Alarms/IT Supp & Li...	Tiburon	-2,718.57
			Inv #386615 / CFA#100158, TopView Support Renewal, 12.1.20...	8510 · Data/Alarms/IT Supp & Li...	Belvedere	-204.52
			Inv #386615 / CFA#100158, TopView Support Renewal, 12.1.20...	8510 · Data/Alarms/IT Supp & Li...	Tiburon:Paradise ...	-16.61
			Inv #386615 / CFA#100158, TopView Support Renewal, 12.1.20...	8510 · Data/Alarms/IT Supp & Li...	Tiburon	-347.62
			Inv #386615 / CFA#100158, TopView Support Renewal, 7.1.20...	8510 · Data/Alarms/IT Supp & Li...	Belvedere	-146.09
			Inv #386615 / CFA#100158, TopView Support Renewal, 7.1.20...	8510 · Data/Alarms/IT Supp & Li...	Tiburon:Paradise ...	-11.86
			Inv #386615 / CFA#100158, TopView Support Renewal, 7.1.20...	8510 · Data/Alarms/IT Supp & Li...	Tiburon	-248.30
TOTAL						-11,650.00
11/10/21	8557	Ferguson Waterworks	<b>Parts &amp; Srvc, September 2021</b>	<b>JP Morgan Chase - Primary 7399</b>		
			Inv #1663280, PO #387858 + Inv #1664198, PO #387860, M.P. ...	7022 · Plant Maint. Parts & Service	Belvedere	-305.34
			Inv #1663280, PO #387858 + Inv #1664198, PO #387860, M.P. ...	7022 · Plant Maint. Parts & Service	Tiburon	-518.78
TOTAL						-824.12

11/09/21

**Sanitary Distr. No.5 of Marin Co.  
Warrant List Detail  
October 14 through November 10, 2021**

Date	Num	Name	Memo	Account	Class	Paid Amount
11/10/21	8558	Goodman Building Supply ...	<b>Acct #20070, M.P.+Truck Parts &amp; Supplies, October 2021</b>	<b>JP Morgan Chase - Primary 7399</b>		
			Inv #834459, PO #KC, Inv #834812, PO #160563, - Pump Statio...	7011 · Pumps & Lines Maintena...	Belvedere	-107.57
			Inv #834459, PO #KC, Pump Station Maintenance - October, 20...	7011 · Pumps & Lines Maintena...	Tiburon	-94.02
			Inv #834330, PO #161159 / Inv #834412, PO#160558, M.P. Mai...	7021 · Plant Maintenance Supplies	Belvedere	-50.97
			Inv #834330, PO #161159 / Inv #834412, PO#160558, M.P. Mai...	7021 · Plant Maintenance Supplies	Tiburon	-86.61
			Inv #834459, PO #160559, Grounds Maintenance at Plant +/-or ...	7028 · Grounds Maintenance	Belvedere	-55.34
			Inv #834459, PO #160559, Grounds Maintenance at Plant +/-or ...	7028 · Grounds Maintenance	Tiburon	-94.02
			Inv #834330, PO#161159, Truck Maintenance - October, 2021	7072 · Maintenance	Belvedere	-20.37
			Inv #834330, PO#161159, Truck Maintenance - October, 2021	7072 · Maintenance	Tiburon	-34.60
TOTAL						-543.50
11/10/21	8559	Grainger	<b>Acct #810128785, M.P. Supplies, October 2021</b>	<b>JP Morgan Chase - Primary 7399</b>		
			Inv #9108203861, PO #160570 - M.P. Maintenance Supplies - N...	7021 · Plant Maintenance Supplies	Belvedere	-106.69
			Inv #9108203861, PO #160570 - M.P. Maintenance Supplies - N...	7021 · Plant Maintenance Supplies	Tiburon	-181.26
TOTAL						-287.95
11/10/21	8561	Home Depot Credit Services	<b>Acct #6035 3220 0516 4334, P.C. Supplies - October 2021</b>	<b>JP Morgan Chase - Primary 7399</b>		
			PO #160554 - P.C. Supplies, Pipe insulation - October 2021	7042 · Paradise Supplies & Che...	Tiburon:Paradise ...	-146.74
TOTAL						-146.74
11/10/21	8562	Jackson's Hardware, Inc.	<b>Acct #7601, Rain Boots, October 2021</b>	<b>JP Morgan Chase - Primary 7399</b>		
			Inv #91610, PO #160556 - Rain gear - October, 2021	8520 · Personal Protection/Safet...	Belvedere	-51.06
			Inv #91610, PO #160556 - Rain gear - October, 2021	8520 · Personal Protection/Safet...	Tiburon	-4.15
			Inv #91610, PO #160556 - Rain gear - October, 2021	8520 · Personal Protection/Safet...	Belvedere	-86.80
TOTAL						-142.01
11/10/21	8563	JM Integration, LLC	<b>M.P. Parts &amp; Service, October 2021</b>	<b>JP Morgan Chase - Primary 7399</b>		
			Inv #21097, P.O. #387942: M.P. Parts & Service (2 Site visits: S...	7022 · Plant Maint. Parts & Service	Belvedere	-745.77
			Inv #21097, P.O. #387942: M.P. Parts & Service (2 Site visits: S...	7022 · Plant Maint. Parts & Service	Tiburon	-1,267.11
			Inv #21113, P.O. #387947: M.P. Parts & Service (3 Site visits: T...	7022 · Plant Maint. Parts & Service	Belvedere	-1,118.66
			Inv #21113, P.O. #387947: M.P. Parts & Service (3 Site visits: T...	7022 · Plant Maint. Parts & Service	Tiburon	-1,900.66
			Inv #21119, P.O. #160501: M.P. Parts & Service (2 Site visits: T...	7022 · Plant Maint. Parts & Service	Belvedere	-779.42
			Inv #21119, P.O. #160501: M.P. Parts & Service (2 Site visits: T...	7022 · Plant Maint. Parts & Service	Tiburon	-1,324.27
TOTAL						-7,135.89

**Sanitary Distr. No.5 of Marin Co.**  
**Warrant List Detail**  
**October 14 through November 10, 2021**

11/09/21

Date	Num	Name	Memo	Account	Class	Paid Amount
11/10/21	8564	Ken Grady Company, Inc.	<b>M.P. Process Control Systems, September - November 2021</b>	<b>JP Morgan Chase - Primary 7399</b>		
			Inv #4961, P.O. #387941 + Inv #4961, P.O. #387930, M.P. Proc...	7022 · Plant Maint. Parts & Service	Belvedere	-1,868.90
			Inv #4961, P.O. #387941 + Inv #4961, P.O. #387930, M.P. Proc...	7022 · Plant Maint. Parts & Service	Tiburon	-3,175.36
			Inv #5041, P.O. #387949, M.P. Equipment, spare parts - Novem...	7022 · Plant Maint. Parts & Service	Belvedere	-246.21
			Inv #5041, P.O. #387949, M.P. Equipment, spare parts - Novem...	7022 · Plant Maint. Parts & Service	Tiburon	-418.32
TOTAL						-5,708.79
11/10/21	8565	Linscott Engineering Contr...	<b>BPS#12 + P.C. Manhole Lid Replcmnt, November 2021</b>	<b>JP Morgan Chase - Primary 7399</b>		
			Inv #3779, Repair plugs & valves @ BPS#12 - November 2021	9306 · PS Pump & Valve Replac...	Belvedere	-4,377.28
			Inv #3779, Mahole Frame / Lid Replacement @ 3700 Paradise ...	9313 · Manholes/Rodholes	Tiburon:Paradise ...	-3,442.28
TOTAL						-7,819.56
11/10/21	8566	Lystek Int'l, LTD	<b>Biosolids Transport, October 2021</b>	<b>JP Morgan Chase - Primary 7399</b>		
			Inv #153-455, Biosolids Transport to Lystek Facility - Ocotber 20...	7029 · Main Plant Sludge Disposal	Belvedere	-273.04
			Inv #153-455, Biosolids Transport to Lystek Facility - Ocotber 20...	7029 · Main Plant Sludge Disposal	Tiburon	-463.91
TOTAL						-736.95
11/10/21	8567	Maltby Electric Supply Co., ...	<b>Cust No.15953, M.P. Supplies, September 2021</b>	<b>JP Morgan Chase - Primary 7399</b>		
			Inv #S1959947.002 (PO #387848), Inv #S1959947.003 (PO #38...	7011 · Pumps & Lines Maintena...	Belvedere	-4.81
			Inv #S1959947.002 (PO #387848), Inv #S1959947.003 (PO #38...	7011 · Pumps & Lines Maintena...	Tiburon:Paradise ...	-8.16
TOTAL						-12.97
11/10/21	8568	Marin Municipal Water Distr...	<b>Water, August - October, 2021</b>	<b>JP Morgan Chase - Primary 7399</b>		
			Cust #:424793, Golden Gate BPS - Water, August - October, 20...	8541 · Water	Belvedere	-83.29
			Cust #:424791, Cove Rd. BPS - Water, August - October, 2021	8541 · Water	Belvedere	-83.29
			Cust #:558095, San Rafael Ave. BPS - Water, August - October,...	8541 · Water	Belvedere	-83.29
			Cust #138856, Mar West TPS - Water, August - October, 2021	8541 · Water	Tiburon	-83.29
			Cust #100098, M.P. - Water, 2020 - August - October, 2021	8541 · Water	Belvedere	-454.97
			Cust #100098, M.P. - Water, 2020 - August - October, 2021	8541 · Water	Tiburon	-773.02
TOTAL						-1,561.15
11/10/21	8569	Marin Resource Recovery C...	<b>Cust #02-1527 0, M.P. Disposal, October 2021</b>	<b>JP Morgan Chase - Primary 7399</b>		
			Inv #13408203, Tx#: 1775361, PO #160560, M.P. Disposal, Oct...	7023 · Janitorial Supplies & Servi...	Belvedere	-31.68
			Inv #13408203, Tx#: 1775361, PO #160560, M.P. Disposal, Oct...	7023 · Janitorial Supplies & Servi...	Tiburon	-53.82
TOTAL						-85.50

11/09/21

**Sanitary Distr. No.5 of Marin Co.**  
**Warrant List Detail**  
 October 14 through November 10, 2021

Date	Num	Name	Memo	Account	Class	Paid Amount
11/10/21	8570	MidAmerica	<b>Acct#: SD5MARIN0G5, 2022 Rates, Jan - Jun 2022</b>	<b>JP Morgan Chase - Primary 7399</b>		
			(2022 Rates) HRA Retiree Health Reimbursements for Jan - Jun...	8022.05 · Reitree Health	Belvedere	-10,659.54
			(2022 Rates) HRA Retiree Health Reimbursements for Jan - Jun...	8022.05 · Reitree Health	Tiburon:Paradise ...	-865.57
			(2022 Rates) HRA Retiree Health Reimbursements for Jan - Jun...	8022.05 · Reitree Health	Tiburon	-18,117.65
TOTAL						-29,642.76
11/10/21	8571	Mill Valley Refuse Service, I...	<b>Acct #032945, Garbage Service + 1 yd rental, November 2021</b>	<b>JP Morgan Chase - Primary 7399</b>		
			Garbage Service, Including 1 yd trash + 1 yd cardboard rental, N...	7023 · Janitorial Supplies & Servi...	Belvedere	-97.49
			Garbage Service, Including 1 yd trash + 1 yd cardboard rental, N...	7023 · Janitorial Supplies & Servi...	Tiburon	-165.63
TOTAL						-263.12
11/10/21	8572	Nevada Seal & Pump	<b>P&amp;L Srvc &amp; Maint, September 2021</b>	<b>JP Morgan Chase - Primary 7399</b>		
			Inv #NSP4579, PO #364583, M.P. Service at supports tanks an...	7022 · Plant Maint. Parts & Service	Belvedere	-3,482.70
			Inv #NSP4579, PO #364583, M.P. Service at supports tanks an...	7022 · Plant Maint. Parts & Service	Tiburon	-5,917.30
TOTAL						-9,400.00
11/10/21	8573	PACE Supply Corp.	<b>M.P. Parts &amp; Service, October 2021</b>	<b>JP Morgan Chase - Primary 7399</b>		
			Inv #037247546, PO #160856, ER Repair at DW Pump System,...	7022 · Plant Maint. Parts & Service	Belvedere	-249.51
			Inv #037247546, PO #160856, ER Repair at DW Pump System,...	7022 · Plant Maint. Parts & Service	Tiburon	-423.93
TOTAL						-673.44
11/10/21	8574	Perotti & Carrade	<b>Client #1901 - FY20-21 Audit Services, PP#2, November 2021</b>	<b>JP Morgan Chase - Primary 7399</b>		
			Inv #97526, FY20-21 Audit Services, PP#2 - November 2021	6008 · Audit & Accounting	Belvedere	-5,394.00
			Inv #97526, FY20-21 Audit Services, PP#2 - November 2021	6008 · Audit & Accounting	Tiburon:Paradise ...	-438.00
			Inv #97526, FY20-21 Audit Services, PP#2 - November 2021	6008 · Audit & Accounting	Tiburon	-9,168.00
TOTAL						-15,000.00
11/10/21	8575	Roy's Sewer Service, Inc.	<b>P&amp;L + Sm. Machine Cleaning @ Tib + Belv - October 2021</b>	<b>JP Morgan Chase - Primary 7399</b>		
			Inv #214418, Cleared line at 20 Lagoon Rd., as directed, 10.10...	7011 · Pumps & Lines Maintena...	Belvedere	-555.00
			Inv #214139, Cleared line at Paradise Dr., as directed, 10.6.2021	7011 · Pumps & Lines Maintena...	Tiburon	-398.00
			Inv #214652, Cleared ER Overflow at M.P., as directed, 11.2.2021	7011 · Pumps & Lines Maintena...	Belvedere	-442.38
			Inv #214652, Cleared ER Overflow at M.P., as directed, 11.2.2021	7011 · Pumps & Lines Maintena...	Tiburon	-751.62
			Inv #214692, Small Machine Cleaning, Tiburon - 8.27.21 - 9.9.2...	7011 · Pumps & Lines Maintena...	Tiburon	-18,927.50
			Inv #214692, Small Machine Cleaning, Belvedere - 9.10.2021 - ...	7011 · Pumps & Lines Maintena...	Belvedere	-26,800.00
TOTAL						-47,874.50



**Sanitary Distr. No.5 of Marin Co.**  
**Warrant List Detail**  
 October 14 through November 10, 2021

Date	Num	Name	Memo	Account	Class	Paid Amount
11/10/21	8576	Shape Incorporated	<b>Acct #400M14, BPS #1 Pump Replacement - October 2021</b>	<b>JP Morgan Chase - Primary 7399</b>		
			Inv #128923, PO #161154, 20HP Pump @ BPS#1, October 2021	9306 · PS Pump & Valve Replac...	Belvedere	-14,906.03
TOTAL						-14,906.03
11/10/21	8577	U.S. Bank	<b>Acct#:4246-0441-0158-3635, September - October 2021</b>	<b>JP Morgan Chase - Primary 7399</b>		
			#0822:/9545: Zoom Platform re SD5 Meetings, October 2021	6018.1 · Meetings & Travel	Belvedere	-19.77
			#0822:/9545: Zoom Platform re SD5 Meetings, October 2021	6018.1 · Meetings & Travel	Tiburon:Paradise ...	-1.61
			#0822:/9545: Zoom Platform re SD5 Meetings, October 2021	6018.1 · Meetings & Travel	Tiburon	-33.61
			#0822:/9545: WEF Conference + Travel & Lodging, September ...	6018.1 · Meetings & Travel	Belvedere	-654.51
			#0822:/9545: WEF Conference + Travel & Lodging, September ...	6018.1 · Meetings & Travel	Tiburon:Paradise ...	-53.15
			#0822:/9545: WEF Conference + Travel & Lodging, September ...	6018.1 · Meetings & Travel	Tiburon	-1,112.45
			#0822:/9545: Amazon Y/E Office Suplies - September - October	6047 · Office Supplies	Belvedere	-75.45
			#0822:/9545: Amazon Y/E Office Suplies - September - October	6047 · Office Supplies	Tiburon:Paradise ...	-6.13
			#0822:/9545: Amazon Y/E Office Suplies - September - October	6047 · Office Supplies	Tiburon	-128.25
			#0822:/9545: USPO Stamps + Certified Mail Correspondence re...	6056 · Postage	Belvedere	-94.79
			#0822:/9545: USPO Stamps + Certified Mail Correspondence re...	6056 · Postage	Tiburon:Paradise ...	-7.70
			#0822:/9545: USPO Stamps + Certified Mail Correspondence re...	6056 · Postage	Tiburon	-161.11
			#0822:/9545: M.P. Supplies: Amazon, Rafael Lumber, Best Buy,...	7021 · Plant Maintenance Supplies	Belvedere	-223.01
			#0822:/9545: M.P. Supplies: Amazon, Rafael Lumber, Best Buy,...	7021 · Plant Maintenance Supplies	Tiburon	-378.91
			#0822:/9545: M.P Parts & Service - Sewer Quptmnt, Inc., Repla...	7022 · Plant Maint. Parts & Service	Belvedere	-1,006.04
			#0822:/9545: M.P Parts & Service - Sewer Quptmnt, Inc., Repla...	7022 · Plant Maint. Parts & Service	Tiburon	-1,709.31
			#0822:/9545: P.C. Processing Equipment upgrade, Blackhawk +...	7041 · Paradise Parts & Service	Tiburon:Paradise ...	-2,120.04
			#0822:/9545: - Sewer Quptmnt, Annixter (Rodder equipment) - ...	7072 · Maintenance	Belvedere	-506.53
			#0822:/9545: - Sewer Quptmnt, Annixter (Rodder equipment) - ...	7072 · Maintenance	Tiburon:Paradise ...	-41.13
			#0822:/9545: - Sewer Quptmnt, Annixter (Rodder equipment) - ...	7072 · Maintenance	Tiburon	-860.93
			#0822:/9545: Monthly Charges, New NSAPO Program - October...	8531 · Main Plant Telephones	Belvedere	-101.26
			#0822:/9545: Monthly Charges, New NSAPO Program - October...	8532 · Paradise Cove Telephones	Tiburon:Paradise ...	-8.22
			#0822:/9545: Monthly Charges, New NSAPO Program - October...	8531 · Main Plant Telephones	Tiburon	-172.11
			#0822:/9545: NEW Monthly Charges for BPS / TelStar Comm In...	8533 · Pumps & Lines Telephones	Belvedere	-279.93
			#0822:/9545: Taxes, Gov't Surcharges, & Fees - October > Sept...	8532 · Paradise Cove Telephones	Belvedere	-16.53
			#0822:/9545: Taxes, Gov't Surcharges, & Fees - October > Sept...	8532 · Paradise Cove Telephones	Tiburon:Paradise ...	-1.34
			#0822:/9545: Taxes, Gov't Surcharges, & Fees - October > Sept...	8532 · Paradise Cove Telephones	Tiburon	-28.10
			#0822:/9545: Springworks & Walmart - TBD/MIA	6065 · Miscellaneous Expense	Tiburon	-2,724.33
TOTAL						-12,526.25
11/10/21	8578	Univar	<b>Cust ID #STDT001, Chemicals, October 2021</b>	<b>JP Morgan Chase - Primary 7399</b>		
			Inv #49573051 (PO #387867), Sodium Bisulfite 25% (\$1.300/Ga...	7024 · Main Plant Chemicals	Belvedere	-2,376.19
			Inv #49573051 (PO #387867), Sodium Bisulfite 25% (\$1.300/Ga...	7042 · Paradise Supplies & Che...	Tiburon:Paradise ...	-192.95
			Inv #49573051 (PO #387867), Sodium Bisulfite 25% (\$1.300/Ga...	7024 · Main Plant Chemicals	Tiburon	-4,038.74
			Inv #49591165 (PO #387868), Sodium Hypochlorite 12.5% (\$0....	7024 · Main Plant Chemicals	Belvedere	-681.32
			Inv #49591165 (PO #387868), Sodium Hypochlorite 12.5% (\$0....	7042 · Paradise Supplies & Che...	Tiburon:Paradise ...	-55.32
			Inv #49591165 (PO #387868), Sodium Hypochlorite 12.5% (\$0....	7024 · Main Plant Chemicals	Tiburon	-1,158.02
TOTAL						-8,502.54

**Sanitary Distr. No.5 of Marin Co.**  
**Warrant List Detail**  
 October 14 through November 10, 2021

11/09/21

Date	Num	Name	Memo	Account	Class	Paid Amount
11/10/21	8579	USA BlueBook	<b>Cust #933682, Safety - October/November 2021</b>	<b>JP Morgan Chase - Primary 7399</b>		
			Inv #965609, PO #387866, M.P. Lab supplies - October, 2021	7025 · Lab Supplies & Chemicals	Belvedere	-55.57
			Inv #965609, PO #387866, M.P. Lab supplies - October, 2021	7025 · Lab Supplies & Chemicals	Tiburon	-94.41
			Inv #933682, PO #387863 / Inv #764316, Inv #964317, Inv #764...	8515 · Safety	Belvedere	-902.12
			Inv #933682, PO #387863 / Inv #764316, Inv #964317, Inv #764...	8515 · Safety	Tiburon:Paradise ...	-73.26
			Inv #933682, PO #387863 / Inv #764316, Inv #964317, Inv #764...	8515 · Safety	Tiburon	-1,533.29
			PO# 387865: Inv #771269, #764035, #764299, #764298 #7718...	8515 · Safety	Belvedere	-1,047.04
			PO# 387865: Inv #771269, #764035, #764299, #764298 #7718...	8515 · Safety	Tiburon:Paradise ...	-85.02
			PO# 387865: Inv #771269, #764035, #764299, #764298 #7718...	8515 · Safety	Tiburon	-1,779.62
TOTAL						-5,570.33
11/10/21	8580	Waste Management of Red...	<b>Acct #507-0000190-1507-2, Sludge Disposal - October 2021</b>	<b>JP Morgan Chase - Primary 7399</b>		
			Inv #0103809-1507-3, Sludge Disposal - 2 Drop-offs, 10.29 tons...	7029 · Main Plant Sludge Disposal	Belvedere	-165.65
			Inv #0103809-1507-3, Sludge Disposal - 2 Drop-offs, 10.29 tons...	7029 · Main Plant Sludge Disposal	Tiburon	-281.45
TOTAL						-447.10
11/10/21	8581	Water Components & Buildi...	<b>Acct #454, P&amp;L + M.P. Maint. Supplies, October 2021</b>	<b>JP Morgan Chase - Primary 7399</b>		
			Inv #30567293, PO # 161163, M.P. Supplies - October 2021	7021 · Plant Maintenance Supplies	Belvedere	-20.64
			Inv #30567293, PO # 161163, M.P. Supplies - October 2021	7021 · Plant Maintenance Supplies	Tiburon	-35.08
			Inv #30567249, PO #160566, P.C. Line Insulation supplies - Oct...	7042 · Paradise Supplies & Che...	Tiburon:Paradise ...	-377.10
TOTAL						-432.82
11/10/21	8582	Wintersun Chemical	<b>M.P. Chemicals, October 2021</b>	<b>JP Morgan Chase - Primary 7399</b>		
			Inv #2106395-04, M.P. Odor Control - Ferrous Chloride Solution...	7024 · Main Plant Chemicals	Belvedere	-931.94
			Inv #2106395-04, M.P. Odor Control - Ferrous Chloride Solution...	7024 · Main Plant Chemicals	Tiburon	-1,583.41
TOTAL						-2,515.35
11/10/21	8583	WorkSmart Automation, Inc.	<b>SD5 Comm System Maintenance, November 2021</b>	<b>JP Morgan Chase - Primary 7399</b>		
			Inv #5144, Modifications at SCADA system + WW Window Vie...	8510 · Data/Alarms/IT Supp & Li...	Belvedere	-499.84
			Inv #5144, Modifications at SCADA system + WW Window Vie...	8510 · Data/Alarms/IT Supp & Li...	Tiburon:Paradise ...	-40.59
			Inv #5144, Modifications at SCADA system + WW Window Vie...	8510 · Data/Alarms/IT Supp & Li...	Tiburon	-849.57
TOTAL						-1,390.00

11/09/21

**Sanitary Distr. No.5 of Marin Co.**  
**Warrant List Detail**  
 October 14 through November 10, 2021

Date	Num	Name	Memo	Account	Class	Paid Amount
11/10/21	8584	Alvarez, Joel	<b>Mileage Reimb. re ER Storm Watch. 10.25.2021 - 10.26.2021</b>	<b>JP Morgan Chase - Primary 7399</b>		
			Mileage Reimb re ER Storm Watch, 10.25.2021 - 10.26.2021	6018.1 · Meetings & Travel	Belvedere	-19.14
			Mileage Reimb re ER Storm Watch, 10.25.2021 - 10.26.2021	6018.1 · Meetings & Travel	Tiburon:Paradise ...	-1.55
			Mileage Reimb re ER Storm Watch, 10.25.2021 - 10.26.2021	6018.1 · Meetings & Travel	Tiburon	-32.56
TOTAL						-53.25
11/10/21	8585	Bilsborough, Chad	<b>S/B Mileage Reimb: 3.12.2021 - 6.30.2021 (Last FY) &amp; 7.1.202...</b>	<b>JP Morgan Chase - Primary 7399</b>		
			Reimb for Standby Mileage, M.P. - Belv, 3.12.2021 - 6.30.2021 (...)	6018.2 · Standby Mileage Expen...	Belvedere	-243.07
			Reimb for Standby Mileage, M.P. - Tib, 3.12.2021 - 6.30.2021 (F...	6018.2 · Standby Mileage Expen...	Tiburon	-415.49
			Reimb for Standby Mileage, M.P. - SASM/Belv 3.12.2021 - 6.30....	6018.2 · Standby Mileage Expen...	Belvedere	-17.36
			Reimb for Standby Mileage, M.P. - SASM/Tib 3.12.2021 - 6.30.2...	6018.2 · Standby Mileage Expen...	Tiburon	-29.68
			Reimb for Standby Mileage, M.P. - Belv, 7.1.2021 - 10.15.2021	6018.2 · Standby Mileage Expen...	Belvedere	-139.43
			Reimb for Standby Mileage, M.P. - Belv, 7.1.2021 - 10.15.2021	6018.2 · Standby Mileage Expen...	Tiburon	-236.89
TOTAL						-1,081.92
11/10/21	8586	Bilsborough, Chad	<b>Travel Reimb re ER Storm Watch, 10.25.2021 - 10.26.2021</b>	<b>JP Morgan Chase - Primary 7399</b>		
			Travel Reimb re ER Storm Watch, 10.25.2021 - 10.26.2021	6018.1 · Meetings & Travel	Belvedere	-84.58
			Travel Reimb re ER Storm Watch, 10.25.2021 - 10.26.2021	6018.1 · Meetings & Travel	Tiburon:Paradise ...	-6.87
			Travel Reimb re ER Storm Watch, 10.25.2021 - 10.26.2021	6018.1 · Meetings & Travel	Tiburon	-143.76
TOTAL						-235.21
11/10/21	8587	Cottrell, Rulon	<b>Reimb. for Grit Chamber &amp; BPS #3 Overnight Cleaning, Oct...</b>	<b>JP Morgan Chase - Primary 7399</b>		
			Reimb. for Grit Chamber & BPS #3 Overnight Cleaning, October...	6018.1 · Meetings & Travel	Belvedere	-64.90
			Reimb. for Grit Chamber & BPS #3 Overnight Cleaning, October...	6018.1 · Meetings & Travel	Tiburon:Paradise ...	-5.27
			Reimb. for Grit Chamber & BPS #3 Overnight Cleaning, October...	6018.1 · Meetings & Travel	Tiburon	-110.32
TOTAL						-180.49
11/10/21	8588	Driscoll, Stephen	<b>Reimb. re CWEA NorCal Safety Day, 10.27.2021</b>	<b>JP Morgan Chase - Primary 7399</b>		
			Mileage & Registration Reimb re CWEA NorCal Safety Day in W...	6018.1 · Meetings & Travel	Belvedere	-91.73
			Mileage & Registration Reimb re CWEA NorCal Safety Day in W...	6018.1 · Meetings & Travel	Tiburon:Paradise ...	-7.45
			Mileage & Registration Reimb re CWEA NorCal Safety Day in W...	6018.1 · Meetings & Travel	Tiburon	-155.90
TOTAL						-255.08

**Sanitary Distr. No.5 of Marin Co.  
Warrant List Detail  
October 14 through November 10, 2021**

Date	Num	Name	Memo	Account	Class	Paid Amount
11/10/21	8589	Driscoll, Stephen	<b>Reimb. CSU Sac Exam Fees, Sept 2021</b>	<b>JP Morgan Chase - Primary 7399</b>		
			CSUSac Reimb. Fees for 2 Classes + 1 Manual: Mngmnt for Su...	6020 · Continuing Education	Belvedere	-74.99
			CSUSac Reimb. Fees for 2 Classes + 1 Manual: Mngmnt for Su...	6020 · Continuing Education	Tiburon:Paradise ...	-6.09
			CSUSac Reimb. Fees for 2 Classes + 1 Manual: Mngmnt for Su...	6020 · Continuing Education	Tiburon	-127.45
			Employee Incentive/Con't Ed Stipend: Completion of CSU Mana...	8005 · Employee Incentives	Belvedere	-359.60
			Employee Incentive/Con't Ed Stipend: Completion of CSU Mana...	8005 · Employee Incentives	Tiburon:Paradise ...	-29.20
			Employee Incentive/Con't Ed Stipend: Completion of CSU Mana...	8005 · Employee Incentives	Tiburon	-611.20
			Employee Incentive/Con't Ed Stipend: Water Treatment Plant O...	8005 · Employee Incentives	Belvedere	-359.60
			Employee Incentive/Con't Ed Stipend: Water Treatment Plant O...	8005 · Employee Incentives	Tiburon:Paradise ...	-29.20
			Employee Incentive/Con't Ed Stipend: Water Treatment Plant O...	8005 · Employee Incentives	Tiburon	-611.20
TOTAL						-2,208.53
11/10/21	8590	Rosser, John	<b>S/B Reimb., Oct 2021</b>	<b>JP Morgan Chase - Primary 7399</b>		
			Standby Mileage Reimb. for October 2021 - Belvedere	6018.2 · Standby Mileage Expen...	Belvedere	-73.56
			Standby Mileage Reimb. for October 2021 - Tiburon	6018.2 · Standby Mileage Expen...	Tiburon	-24.52
TOTAL						-98.08
11/10/21	8591	Alameda Electrical Distribut...	<b>M.P. Supplies, November 2021</b>	<b>JP Morgan Chase - Primary 7399</b>		
			Inv #S5191353.001, PP #160571; Inv #S5168446.001-.002, PO...	7021 · Plant Maintenance Supplies	Belvedere	-574.73
			Inv #S5191353.001, PP #160571; Inv #S5168446.001-.002, PO...	7021 · Plant Maintenance Supplies	Tiburon	-976.50
TOTAL						-1,551.23
11/10/21	8592	Rubio, Antonio	<b>Travel Reimb., Oct 2021</b>	<b>JP Morgan Chase - Primary 7399</b>		
			Meals/Diem Reimb. for WEFtec Seminar, Chicago, IL - 10.18.20...	6018.1 · Meetings & Travel	Belvedere	-48.55
			Meals/Diem Reimb. for WEFtec Seminar, Chicago, IL - 10.18.20...	6018.1 · Meetings & Travel	Tiburon:Paradise ...	-3.94
			Meals/Diem Reimb. for WEFtec Seminar, Chicago, IL - 10.18.20...	6018.1 · Meetings & Travel	Tiburon	-82.51
TOTAL						-135.00

OCT 13, 2021

SANITARY DISTRICT NO 5 - 0400-2116  
PO BOX 227  
BELVEDERE TIBURON, CA 94920

CHECK DATE : 10/15/2021 WEEK 42  
PERIOD BEGIN : 10/01/2021  
PERIOD END : 10/15/2021

Dear Paychex Preview Client,

Enclosed are your payroll reports and checks. Please verify that all information is accurate and correct. If there are any questions or concerns, please contact us immediately.

If you have tax deposits due, ensure the deposits are initiated at least one banking day prior to the due date to avoid penalties. We will assume that these deposits were made on the due dates and they will be reflected on your returns accordingly.

This is a summary of your payroll transactions of the check date of 10/15/2021. It does not reflect miscellaneous administrative charges. Please refer to your Paychex Human Resource Services invoice(s) for any additional cash required for this check date.

**PAYROLL TOTALS**

DIRECT DEPOSIT DEBITED FROM YOUR ACCOUNT	38952.15		
READYCHEX DEBITED FROM YOUR ACCOUNT	0.00	NUMBER OF PAYROLL CHECKS	15
<b>TOTAL NET PAYROLL</b>	<b>38952.15</b>		

BILLING PAYMENT	258.15 ✓	Withdrawal made by PAYCHEX INC. on above check date.	
-----------------	----------	--	--

AMOUNT DEBITED FROM TAX ACCOUNT	20812.09		
TOTAL TAX LIABILITY DUE BY CLIENT	0.00		
<b>TOTAL TAX LIABILITY</b>	<b>20812.09 ✓</b>	<b>NUMBER OF CHECKS PRINTED</b>	<b>15</b>

**ADJUSTMENTS TO TAX LIABILITY**

<b>TOTAL ADJUSTMENTS</b>	-0.00		
<b>TOTAL NET PAYROLL, TAX LIABILITY, AND SERVICES</b>	<b>59764.24</b>		
<b>TOTAL COST OF PAYROLL</b>	<b>60022.39</b> (V)	<b>NUMBER OF MANUAL/VOID TRANSACTIONS</b>	<b>0</b>

**TAX DEPOSITS DUE**

TAX AGENCY	TAXPAY	NON-TAXPAY	DUE DATE	
FEDERAL	17164.51		10/20/2021	Deposit made by PAYCHEX INC. on your behalf.
STATE - CA	3647.58		10/20/2021	Deposit made by PAYCHEX INC. on your behalf.

*de*  
*re*



OCT 28, 2021



#2 - RESTRICTION

SANITARY DISTRICT NO 5 - 0400-2116  
PO BOX 227  
BELVEDERE TIBURON, CA 94920

CHECK DATE : 10/29/2021-2 WEEK 44  
PERIOD BEGIN : 10/16/2021  
PERIOD END : 10/31/2021

Dear Paychex Preview Client,

Enclosed are your payroll reports and checks. Please verify that all information is accurate and correct. If there are any questions or concerns, please contact us immediately.

If you have tax deposits due, ensure the deposits are initiated at least one banking day prior to the due date to avoid penalties. We will assume that these deposits were made on the due dates and they will be reflected on your returns accordingly.

This is a summary of your payroll transactions of the check date of 10/29/2021. It does not reflect miscellaneous administrative charges. Please refer to your Paychex Human Resource Services invoice(s) for any additional cash required for this check date.

**PAYROLL TOTALS**


DIRECT DEPOSIT DEBITED FROM YOUR ACCOUNT	-6130.12		
READYCHEX DEBITED FROM YOUR ACCOUNT	0.00	NUMBER OF PAYROLL CHECKS	0
MANUAL CHECKS	0.00		
<b>TOTAL NET PAYROLL</b>	-6130.12 ✓		
 BILLING PAYMENT	 22.15 ✓	 Withdrawal made by PAYCHEX INC. on above check date.	
 AMOUNT DEBITED FROM TAX ACCOUNT	 -2095.31		
TOTAL TAX LIABILITY DUE BY CLIENT	0.00		
<b>TOTAL TAX LIABILITY</b>	-2095.31 ✓	<b>NUMBER OF CHECKS PRINTED</b>	0
 <b>ADJUSTMENTS TO TAX LIABILITY</b>			
<b>TOTAL ADJUSTMENTS</b>	-0.00		
<b>TOTAL NET PAYROLL, TAX LIABILITY, AND SERVICES</b>	-8225.43		
<b>TOTAL COST OF PAYROLL</b>	-8203.28 Ⓞ	<b>NUMBER OF MANUAL/VOID TRANSACTIONS</b>	1

**TAX DEPOSITS DUE**

TAX AGENCY	TAXPAY	NON-TAXPAY	DUE DATE	
FEDERAL	16545.79		11/03/2021	Deposit made by PAYCHEX INC. on your behalf.
STATE - CA	3236.46		11/03/2021	Deposit made by PAYCHEX INC. on your behalf.

OCT 28, 2021

#3 - REINSTATEMENT



SANITARY DISTRICT NO 5 - 0400-2116  
PO BOX 227  
BELVEDERE TIBURON, CA 94920

CHECK DATE : 10/29/2021-3 WEEK 44  
PERIOD BEGIN : 10/16/2021  
PERIOD END : 10/31/2021

Dear Paychex Preview Client,

Enclosed are your payroll reports and checks. Please verify that all information is accurate and correct. If there are any questions or concerns, please contact us immediately.

If you have tax deposits due, ensure the deposits are initiated at least one banking day prior to the due date to avoid penalties. We will assume that these deposits were made on the due dates and they will be reflected on your returns accordingly.

This is a summary of your payroll transactions of the check date of 10/29/2021. It does not reflect miscellaneous administrative charges. Please refer to your Paychex Human Resource Services invoice(s) for any additional cash required for this check date.

**PAYROLL TOTALS**

DIRECT DEPOSIT DEBITED FROM YOUR ACCOUNT	6130.12		
READYCHEX DEBITED FROM YOUR ACCOUNT	0.00	NUMBER OF PAYROLL CHECKS	1
<b>TOTAL NET PAYROLL</b>	<b>6130.12</b>		
 BILLING PAYMENT	 23.05 ✓	 Withdrawal made by PAYCHEX INC. on above check date.	
 AMOUNT DEBITED FROM TAX ACCOUNT	 2095.31		
TOTAL TAX LIABILITY DUE BY CLIENT	0.00		
<b>TOTAL TAX LIABILITY</b>	<b>2095.31</b>	<b>NUMBER OF CHECKS PRINTED</b>	<b>1</b>
 <b>ADJUSTMENTS TO TAX LIABILITY</b>			
<b>TOTAL ADJUSTMENTS</b>	<b>-0.00</b>		
<b>TOTAL NET PAYROLL, TAX LIABILITY, AND SERVICES</b>	<b>8225.43</b>		
<b>TOTAL COST OF PAYROLL</b>	<b>8248.48</b>	<b>NUMBER OF MANUAL/VOID TRANSACTIONS</b>	<b>0</b>

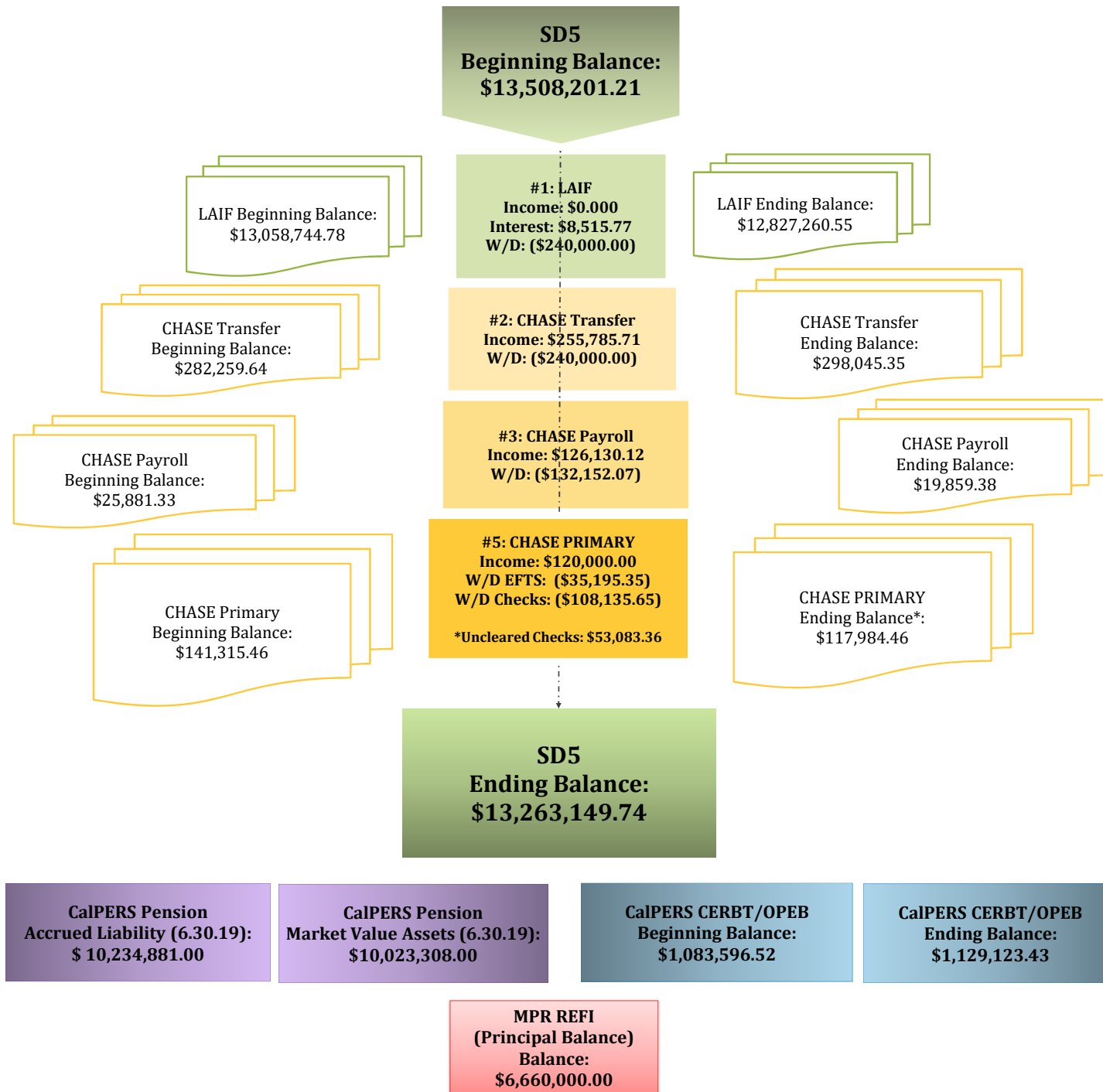
**TAX DEPOSITS DUE**

TAX AGENCY	TAXPAY	NON-TAXPAY	DUE DATE	
FEDERAL	18100.49		11/03/2021	Deposit made by PAYCHEX INC. on your behalf.
STATE - CA	3777.07		11/03/2021	Deposit made by PAYCHEX INC. on your behalf.



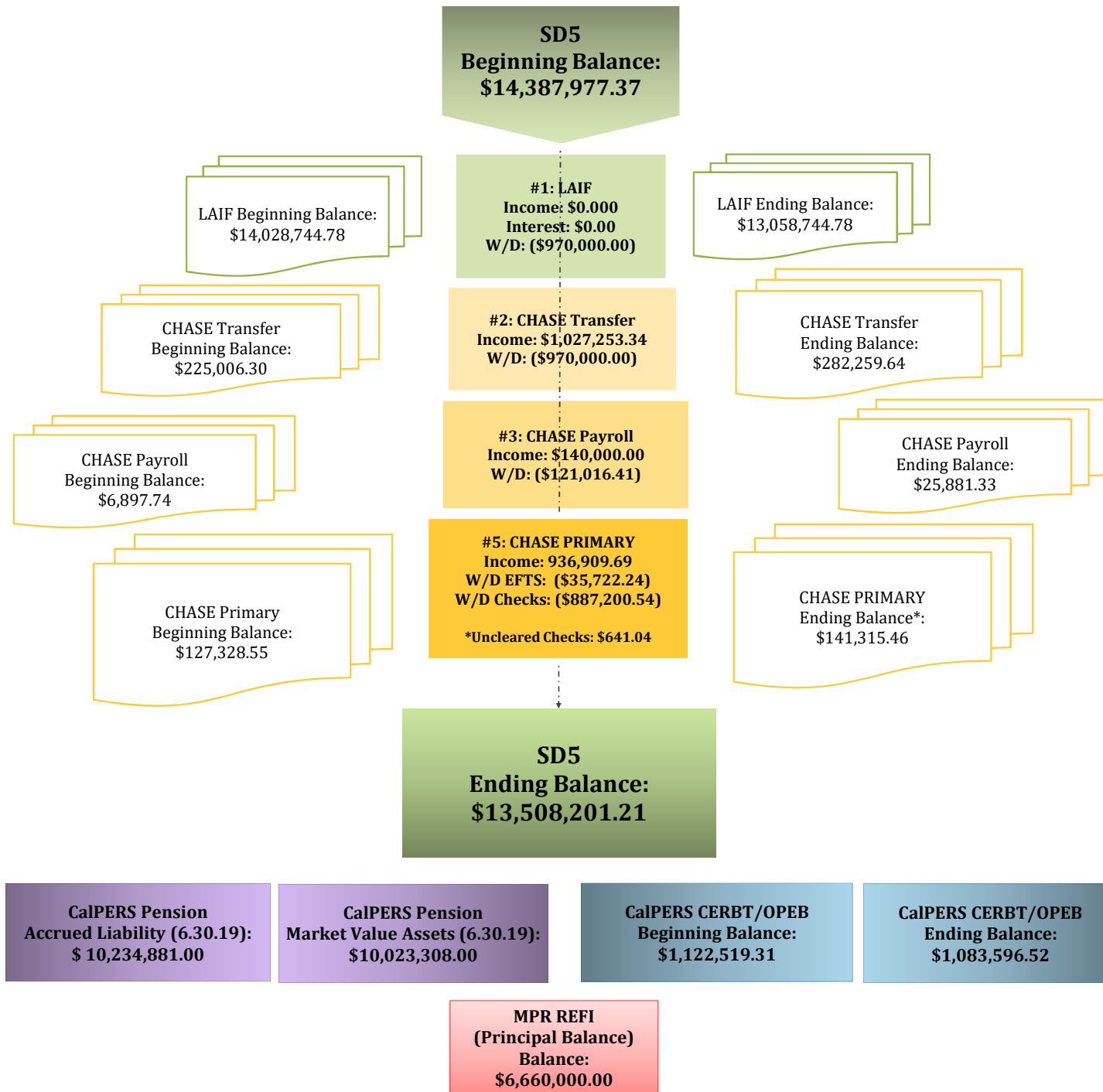
# CASH FLOW CHART

SANITARY DISTRICT NO. 5 OF MARIN COUNTY: October 2021



# CASH FLOW CHART

SANITARY DISTRICT NO. 5 OF MARIN COUNTY: September 2021



Sanitary Distr. No.5 of Marin Co.  
Comparative Balance Sheet  
As of October 31, 2021

	<u>Oct 31, 21</u>	<u>Sep 30, 21</u>	<u>\$ Change</u>
<b>ASSETS</b>			
<b>Current Assets</b>			
<b>Checking/Savings</b>			
<b>Local Agency Investment Fund</b>			
<b>Belvedere</b>			
Belvedere Operating	3,029,874.12	3,131,930.17	-102,056.05
Belvedere Operating Reserve	516,923.05	516,923.05	0.00
Belvedere Capital & CIP Reserve	1,937,842.08	1,941,018.87	-3,176.79
Belvedere PERS Retirement Trust	356,250.00	356,250.00	0.00
Belvedere Disaster Recovery Fnd	356,250.00	356,250.00	0.00
<b>Total Belvedere</b>	<u>6,197,139.25</u>	<u>6,302,372.09</u>	<u>-105,232.84</u>
<b>Tiburon</b>			
Tiburon Operating	1,390,477.41	1,510,624.16	-120,146.75
Tiburon Operating Reserve	683,930.00	683,930.00	0.00
Tiburon Capital & CIP Reserve	3,268,213.89	3,274,318.53	-6,104.64
Tiburon PERS Retirement Trust	643,750.00	643,750.00	0.00
Tiburon Disaster Recovery Fund	643,750.00	643,750.00	0.00
<b>Total Tiburon</b>	<u>6,630,121.30</u>	<u>6,756,372.69</u>	<u>-126,251.39</u>
<b>Total Local Agency Investment Fund</b>	<u>12,827,260.55</u>	<u>13,058,744.78</u>	<u>-231,484.23</u>
<b>JP Morgan Chase - Primary 7399</b>	64,901.10	140,674.42	-75,773.32
<b>JP Morgan Chase - Payroll 7506</b>	18,379.74	24,456.41	-6,076.67
<b>JP Morgan Chase - Transfer 7522</b>	298,045.35	282,259.64	15,785.71
<b>Total Checking/Savings</b>	<u>13,208,586.74</u>	<u>13,506,135.25</u>	<u>-297,548.51</u>
<b>Accounts Receivable</b>			
Accounts Receivable	31,287.11	11,374.00	19,913.11
<b>Total Accounts Receivable</b>	<u>31,287.11</u>	<u>11,374.00</u>	<u>19,913.11</u>
<b>Other Current Assets</b>			
Petty Cash	881.92	881.92	0.00
<b>Total Other Current Assets</b>	<u>881.92</u>	<u>881.92</u>	<u>0.00</u>
<b>Total Current Assets</b>	<u>13,240,755.77</u>	<u>13,518,391.17</u>	<u>-277,635.40</u>
<b>Fixed Assets</b>	<u>20,408,185.19</u>	<u>20,408,185.19</u>	<u>0.00</u>
<b>TOTAL ASSETS</b>	<b><u>33,648,940.96</u></b>	<b><u>33,926,576.36</u></b>	<b><u>-277,635.40</u></b>
<b>LIABILITIES &amp; EQUITY</b>			
<b>Liabilities</b>	7,995,217.87	7,995,217.87	0.00
<b>Equity</b>			
3900 · Net Assets	27,341,540.03	27,341,540.03	0.00
Net Income	-1,687,816.94	-1,410,181.54	-277,635.40
<b>Total Equity</b>	<u>25,653,723.09</u>	<u>25,931,358.49</u>	<u>-277,635.40</u>
<b>TOTAL LIABILITIES &amp; EQUITY</b>	<b><u>33,648,940.96</u></b>	<b><u>33,926,576.36</u></b>	<b><u>-277,635.40</u></b>

**Sanitary Distr. No.5 of Marin Co.**  
**Annual Budget vs Actual Expenses**  
**July through October 2021**

	Jul - Oct 21	Budget	\$ Over Budget	% of Bud...
<b>Ordinary Income/Expense</b>				
<b>Income</b>				
<b>5000 · Property Taxes</b>				
5001.2 · TEETER	0.00	825,000.00	-825,000.00	0.0%
5002 · UNSEC	14,562.76	15,000.00	-437.24	97.1%
5003 · PUNS / PRIOR UNSECURED	771.34	500.00	271.34	154.3%
5004 · REDEMPTION / RDMPT	306.06			
5006 · SPLU	291.47	300.00	-8.53	97.2%
5041 · SUPSEC	0.00	12,000.00	-12,000.00	0.0%
5043 · SECU	111.57	0.00	111.57	100.0%
5046 · Excess ERAF	56,961.82	300,000.00	-243,038.18	19.0%
5280 · HOPTR	0.00	3,333.00	-3,333.00	0.0%
5483 · Other tax	0.00			
<b>Total 5000 · Property Taxes</b>	73,005.02	1,156,133.00	-1,083,127.98	6.3%
<b>5007 · Sewer Service Charge</b>				
5007.1 · Sewer Service - Tiburon Ops	41,670.20	2,283,000.00	-2,241,329.80	1.8%
5007.5 · Sewer Service - Tiburon Cap	0.00	12,000.00	-12,000.00	0.0%
5007.2 · Sewer Service-Belv Ops	0.00	1,300,000.00	-1,300,000.00	0.0%
5007.3 · Sewer Service-Belv Cap	0.00	866,300.00	-866,300.00	0.0%
5007.4 · Other User Fees	0.00	38,700.00	-38,700.00	0.0%
<b>Total 5007 · Sewer Service Charge</b>	41,670.20	4,500,000.00	-4,458,329.80	0.9%
<b>5201 · Interest</b>				
5201.1 · Interest County of Marin	119.96			
5201.2 · Interest LAIF	0.00	100,000.00	-100,000.00	0.0%
<b>Total 5201 · Interest</b>	119.96	100,000.00	-99,880.04	0.1%
<b>5900.3 · Connection Fees</b>				
5900.30 · Connection Permit Fees	2,850.00	10,000.00	-7,150.00	28.5%
5900.31 · Collection	41,651.78	100,000.00	-58,348.22	41.7%
5900.34 · Treatment	37,083.12	100,000.00	-62,916.88	37.1%
<b>Total 5900.3 · Connection Fees</b>	81,584.90	210,000.00	-128,415.10	38.8%
<b>5900.4 · Inspection Permit Fees</b>	2,750.00	17,000.00	-14,250.00	16.2%
<b>5900.5 · SASM Expense Reimb.</b>	19,913.11	100,000.00	-80,086.89	19.9%
<b>5900.9 · Other Income</b>	0.00	100.00	-100.00	0.0%
<b>5900.10 · Paradise Sewer Line Ext. Fees</b>	0.00	14,040.00	-14,040.00	0.0%
<b>Total Income</b>	219,043.19	6,097,273.00	-5,878,229.81	3.6%
<b>Gross Profit</b>	219,043.19	6,097,273.00	-5,878,229.81	3.6%
<b>Expense</b>				
<b>6000 · Administrative Expenses</b>				
6001 · Advertising	539.00	1,000.00	-461.00	53.9%
6008 · Audit & Accounting	5,000.00	40,000.00	-35,000.00	12.5%
6017 · Consulting Fees	68.85	150,000.00	-149,931.15	0.0%
6018 · Travel & Meetings				
6018.1 · Meetings & Travel	3,685.57	6,000.00	-2,314.43	61.4%
6018.2 · Standby Mileage Expense Reimb	1,682.32	9,000.00	-7,317.68	18.7%
<b>Total 6018 · Travel &amp; Meetings</b>	5,367.89	15,000.00	-9,632.11	35.8%
6020 · Continuing Education	172.50	10,000.00	-9,827.50	1.7%
6021 · County Fees	4,165.60	16,590.00	-12,424.40	25.1%
6024 · Director Fees	0.00	9,000.00	-9,000.00	0.0%
6025 · Dues & Subscriptions	5,594.69	31,000.00	-25,405.31	18.0%
6033 · Insurance Property & Liability				
6033.1 · PLP Public Entity Phys Damage	0.00	25,000.00	-25,000.00	0.0%
6033.2 · General Liability	61,710.21	45,000.00	16,710.21	137.1%
6033.3 · Physical Property Damage - Auto	4,174.00	4,000.00	174.00	104.4%
<b>Total 6033 · Insurance Property &amp; Liability</b>	65,884.21	74,000.00	-8,115.79	89.0%
6039 · Legal	3,385.50	50,000.00	-46,614.50	6.8%
6047 · Office Supplies	1,155.64	10,000.00	-8,844.36	11.6%
6056 · Postage	26.35	1,000.00	-973.65	2.6%
6059 · Pollution Prevention/Public Edu	2,394.91	5,000.00	-2,605.09	47.9%
6065 · Miscellaneous Expense	0.00			
<b>Total 6000 · Administrative Expenses</b>	93,755.14	412,590.00	-318,834.86	22.7%

**Sanitary Distr. No.5 of Marin Co.**  
**Annual Budget vs Actual Expenses**  
 July through October 2021

	Jul - Oct 21	Budget	\$ Over Budget	% of Bud...
<b>7000 · Ops &amp; Maintenance Expenses</b>				
<b>7010 · Pumps &amp; Lines Maintenance</b>				
7011 · Pumps & Lines Maintenance	91,562.51	75,000.00	16,562.51	122.1%
7013 · Emergency Line Repair	7,763.16	50,000.00	-42,236.84	15.5%
<b>Total 7010 · Pumps &amp; Lines Maintenance</b>	99,325.67	125,000.00	-25,674.33	79.5%
<b>7020 · Main Plant Maintenance</b>				
7021 · Plant Maintenance Supplies	11,661.41	25,000.00	-13,338.59	46.6%
7022 · Plant Maint. Parts & Service	36,995.62	130,000.00	-93,004.38	28.5%
7023 · Janitorial Supplies & Service	2,230.01	9,000.00	-6,769.99	24.8%
7024 · Main Plant Chemicals	42,254.33	111,000.00	-68,745.67	38.1%
7025 · Lab Supplies & Chemicals	1,436.12	20,000.00	-18,563.88	7.2%
7027 · Electrical & Instrument	-293.06	15,000.00	-15,293.06	-2.0%
7028 · Grounds Maintenance	208.37	6,000.00	-5,791.63	3.5%
7029 · Main Plant Sludge Disposal	7,955.65	41,000.00	-33,044.35	19.4%
7030 · Main Plant Outfall	5,925.00	6,500.00	-575.00	91.2%
<b>Total 7020 · Main Plant Maintenance</b>	108,373.45	363,500.00	-255,126.55	29.8%
<b>7040 · Paradise Cove Plant Maint</b>				
7041 · Paradise Parts & Service	7,466.71	10,000.00	-2,533.29	74.7%
7042 · Paradise Supplies & Chemicals	1,689.36	5,000.00	-3,310.64	33.8%
7043 · Paradise Sludge Disposal	0.00			
<b>Total 7040 · Paradise Cove Plant Maint</b>	9,156.07	15,000.00	-5,843.93	61.0%
<b>7050 · Monitoring</b>				
7051 · Main Plant Lab Monitoring	13,629.75	45,000.00	-31,370.25	30.3%
7052 · Paradise Cove Monitoring	3,269.25	15,000.00	-11,730.75	21.8%
7053 · Chronic Toxicity	1,974.50			
<b>Total 7050 · Monitoring</b>	18,873.50	60,000.00	-41,126.50	31.5%
<b>7060 · Permits/Fees</b>				
7061 · Main Plant NPDES Renewal	488.25			
7062 · Permits/Fees - General	10,975.80	50,000.00	-39,024.20	22.0%
7063 · Paradise Cove Permits/Fees	267.44	9,000.00	-8,732.56	3.0%
7064 · Paradise Cove NPDES Renewal	0.00			
<b>Total 7060 · Permits/Fees</b>	11,731.49	59,000.00	-47,268.51	19.9%
<b>7070 · Truck Maintenance</b>				
7071 · Fuel	3,012.05	15,000.00	-11,987.95	20.1%
7072 · Maintenance	8,295.72	10,000.00	-1,704.28	83.0%
<b>Total 7070 · Truck Maintenance</b>	11,307.77	25,000.00	-13,692.23	45.2%
<b>Total 7000 · Ops &amp; Maintenance Expenses</b>	258,767.95	647,500.00	-388,732.05	40.0%
<b>8000 · Salaries and Benefits Expenses</b>				
<b>8001 · Salaries</b>	398,645.22	1,353,783.00	-955,137.78	29.4%
<b>8003 · Overtime</b>	50,467.86	100,000.00	-49,532.14	50.5%
<b>8004 · Standby Pay</b>	25,820.43	76,043.00	-50,222.57	34.0%
<b>8005 · Employee Incentives</b>	5,000.00	70,000.00	-65,000.00	7.1%
<b>8006 · Vacation Buyout</b>	19,205.75	30,000.00	-10,794.25	64.0%
<b>8013 · Payroll Taxes</b>	38,833.46	101,047.00	-62,213.54	38.4%
<b>8015 · Payroll/Bank Fees</b>	2,370.85	6,250.00	-3,879.15	37.9%
<b>8016 · Car Allowance</b>	6,000.00	6,000.00	0.00	100.0%
<b>8019 · PERS Retirement</b>				
8019.05 · PERS Retirement	19,758.60	304,705.00	-284,946.40	6.5%
8019.06 · PERS Retirement - RBP	0.00	350.00	-350.00	0.0%
8019.08 · PERS Retirement - CalPERS UAL	0.00	20,000.00	-20,000.00	0.0%
8019 · PERS Retirement - Other	-1,000.00			
<b>Total 8019 · PERS Retirement</b>	18,758.60	325,055.00	-306,296.40	5.8%
<b>8020 · Employee Health</b>				
8020.05 · Employee Health	64,721.63	223,418.00	-158,696.37	29.0%
8021 · Employee Health Deductions	-783.44			
<b>Total 8020 · Employee Health</b>	63,938.19	223,418.00	-159,479.81	28.6%

**Sanitary Distr. No.5 of Marin Co.**  
**Annual Budget vs Actual Expenses**  
**July through October 2021**

	Jul - Oct 21	Budget	\$ Over Budget	% of Bud...
<b>8022 · Retiree Health</b>				
8022.05 · Reintree Health	33,589.25	77,127.00	-43,537.75	43.6%
8022.10 · CERBT/OPEB Annual Arc Contribtn	0.00	118,400.00	-118,400.00	0.0%
<b>Total 8022 · Retiree Health</b>	33,589.25	195,527.00	-161,937.75	17.2%
<b>8023 · Workers Comp Insurance</b>	41,289.30	55,000.00	-13,710.70	75.1%
<b>Total 8000 · Salaries and Benefits Expenses</b>	703,918.91	2,542,123.00	-1,838,204.09	27.7%
<b>8500 · Other Operating Expenses</b>				
8510 · Data/Alarms/IT Supp & Licensing	34,611.04	100,000.00	-65,388.96	34.6%
8515 · Safety	13,781.12	40,000.00	-26,218.88	34.5%
8520 · Personal Protection/Safety Wear	4,498.43	15,000.00	-10,501.57	30.0%
8530 · Telephone				
8531 · Main Plant Telephones	1,858.56	11,000.00	-9,141.44	16.9%
8532 · Paradise Cove Telephones	1,050.17	4,000.00	-2,949.83	26.3%
8533 · Pumps & Lines Telephones	2,000.62	7,000.00	-4,999.38	28.6%
<b>Total 8530 · Telephone</b>	4,909.35	22,000.00	-17,090.65	22.3%
8540 · Utilities				
8541 · Water	1,540.74	8,000.00	-6,459.26	19.3%
8542 · Main Plant Utilities	56,169.74	200,000.00	-143,830.26	28.1%
8543 · Paradise Cove Utilities	5,695.42	18,000.00	-12,304.58	31.6%
8544 · Pump Station Utilities	10,518.74	45,000.00	-34,481.26	23.4%
<b>Total 8540 · Utilities</b>	73,924.64	271,000.00	-197,075.36	27.3%
<b>Total 8500 · Other Operating Expenses</b>	131,724.58	448,000.00	-316,275.42	29.4%
<b>Total Expense</b>	1,188,166.58	4,050,213.00	-2,862,046.42	29.3%
<b>Net Ordinary Income</b>	-969,123.39	2,047,060.00	-3,016,183.39	-47.3%
<b>Other Income/Expense</b>				
<b>Other Expense</b>				
<b>9100 · Capital Expenditures</b>				
<b>9200 · Main Plant Equipment Capital</b>				
9203 · M.P. Flare Rehabilitation	0.00	30,000.00	-30,000.00	0.0%
9204 · M.P. Boiler Replacement	1,900.00			
9209 · ScrewPress PolyBlend Redundancy	0.00	35,000.00	-35,000.00	0.0%
9212 · M.P. Headworks Grinder Rplcmnt				
9212.1 · Explosion Proof Electric Hoist	0.00	10,000.00	-10,000.00	0.0%
9212 · M.P. Headworks Grinder Rplcmnt - O...	0.00	25,000.00	-25,000.00	0.0%
<b>Total 9212 · M.P. Headworks Grinder Rplcmnt</b>	0.00	35,000.00	-35,000.00	0.0%
9217 · SD5 Shop Rplcmnt /Ops Control	764.47			
9219 · CI2 Flash Mixer	0.00	15,000.00	-15,000.00	0.0%
<b>Total 9200 · Main Plant Equipment Capital</b>	2,664.47	115,000.00	-112,335.53	2.3%
<b>9300 · Pumps &amp; Lines Capital</b>				
9301 · Tiburon Sewer Line Rehab Prog	0.00	1,000,000.00	-1,000,000.00	0.0%
9302 · PS Control Panel Upgrades	0.00			
9304 · Belvedere Sewer Line Rehab Prog	0.00	100,000.00	-100,000.00	0.0%
9306 · PS Pump & Valve Replacements	13,797.04	50,000.00	-36,202.96	27.6%
9307 · PS Generator Replacement	0.00	100,000.00	-100,000.00	0.0%
9310 · BPS Communication Project	1,552.85			
9313 · Manholes/Rodholes	0.00	75,000.00	-75,000.00	0.0%
9314 · Portable Emergency Generators	0.00			
9227.8 · Rodder/Vactor Truck	0.00			
<b>Total 9300 · Pumps &amp; Lines Capital</b>	15,349.89	1,325,000.00	-1,309,650.11	1.2%
<b>9400 · Paradise Cove Capital</b>				
9404 · P.C. Infl WWI Access Replcmnt	0.00			
9415 · P.C. Paint @ Treatment Plant	0.00			
<b>Total 9400 · Paradise Cove Capital</b>	0.00			

**Sanitary Distr. No.5 of Marin Co.**  
**Annual Budget vs Actual Expenses**  
 July through October 2021

	Jul - Oct 21	Budget	\$ Over Budget	% of Bud...
<b>9500 · Undesignated Capital</b>				
9510 · Undesignated Cap - M.P.	0.00	25,000.00	-25,000.00	0.0%
9520 · Undesignated Cap - P.C. Plant	0.00	10,000.00	-10,000.00	0.0%
9530 · Undesignated Cap - P & L	0.00	50,000.00	-50,000.00	0.0%
<b>Total 9500 · Undesignated Capital</b>	<b>0.00</b>	<b>85,000.00</b>	<b>-85,000.00</b>	<b>0.0%</b>
<b>Total 9100 · Capital Expenditures</b>	<b>18,014.36</b>	<b>1,525,000.00</b>	<b>-1,506,985.64</b>	<b>1.2%</b>
<b>9700 · Debt Service</b>				
9730 · Debt Service - MPR Project				
9734 · MPR Refi - Principal	580,000.00			
9735 · MPR Refi - Interest	89,776.01			
<b>Total 9730 · Debt Service - MPR Project</b>	<b>669,776.01</b>			
<b>Total 9700 · Debt Service</b>	<b>669,776.01</b>			
<b>Total Other Expense</b>	<b>687,790.37</b>	<b>1,525,000.00</b>	<b>-837,209.63</b>	<b>45.1%</b>
<b>Net Other Income</b>	<b>-687,790.37</b>	<b>-1,525,000.00</b>	<b>837,209.63</b>	<b>45.1%</b>
<b>Net Income</b>	<b><u>-1,656,913.76</u></b>	<b><u>522,060.00</u></b>	<b><u>-2,178,973.76</u></b>	<b><u>-317.4%</u></b>

**Sanitary Distr. No.5 of Marin Co.**  
**Zone Report**  
**October 2021**

11/08/21

	Paradise C... (Tiburon)	Tiburon - O... (Tiburon)	Total Tiburon	Belvedere	TOTAL
<b>Ordinary Income/Expense</b>					
<b>Income</b>					
<b>5000 · Property Taxes</b>					
5002 · UNSEC	665.52	13,897.24	14,562.76	0.00	14,562.76
5003 · PUNS / PRIOR UNSECURED	35.25	736.09	771.34	0.00	771.34
5004 · REDEMPTION / RDMPT	2.22	46.35	48.57	0.00	48.57
5006 · SPLU	13.32	278.15	291.47	0.00	291.47
5043 · SECU	5.10	106.47	111.57	0.00	111.57
<b>Total 5000 · Property Taxes</b>	<b>721.41</b>	<b>15,064.30</b>	<b>15,785.71</b>	<b>0.00</b>	<b>15,785.71</b>
<b>5201 · Interest</b>	<b>0.00</b>	<b>4,256.24</b>	<b>4,256.24</b>	<b>4,259.53</b>	<b>8,515.77</b>
<b>5900.3 · Connection Fees</b>					
5900.31 · Collection	0.00	-8,127.00	-8,127.00	0.00	-8,127.00
5900.34 · Treatment	0.00	-11,235.00	-11,235.00	0.00	-11,235.00
<b>Total 5900.3 · Connection Fees</b>	<b>0.00</b>	<b>-19,362.00</b>	<b>-19,362.00</b>	<b>0.00</b>	<b>-19,362.00</b>
<b>5900.5 · SASM Expense Reimb.</b>					
	0.00	19,913.11	19,913.11	0.00	19,913.11
<b>Total Income</b>	<b>721.41</b>	<b>19,871.65</b>	<b>20,593.06</b>	<b>4,259.53</b>	<b>24,852.59</b>
<b>Gross Profit</b>	<b>721.41</b>	<b>19,871.65</b>	<b>20,593.06</b>	<b>4,259.53</b>	<b>24,852.59</b>
<b>Expense</b>					
<b>6000 · Administrative Expenses</b>					
6001 · Advertising	15.74	329.44	345.18	193.82	539.00
6008 · Audit & Accounting	146.00	3,056.00	3,202.00	1,798.00	5,000.00
<b>6018 · Travel &amp; Meetings</b>					
6018.1 · Meetings & Travel	3.35	70.09	73.44	41.23	114.67
6018.2 · Standby Mileage Expense Re...	0.00	168.00	168.00	1,275.02	1,443.02
<b>Total 6018 · Travel &amp; Meetings</b>	<b>3.35</b>	<b>238.09</b>	<b>241.44</b>	<b>1,316.25</b>	<b>1,557.69</b>
6020 · Continuing Education	5.04	105.43	110.47	62.03	172.50
6025 · Dues & Subscriptions	16.30	340.87	357.17	200.56	557.73
6039 · Legal	69.91	1,544.21	1,614.12	860.88	2,475.00
6047 · Office Supplies	8.58	179.66	188.24	105.70	293.94
6056 · Postage	0.77	16.10	16.87	9.48	26.35
6065 · Miscellaneous Expense	0.00	0.00	0.00	0.00	0.00
<b>Total 6000 · Administrative Expenses</b>	<b>265.69</b>	<b>5,809.80</b>	<b>6,075.49</b>	<b>4,546.72</b>	<b>10,622.21</b>
<b>7000 · Ops &amp; Maintenance Expenses</b>					
<b>7010 · Pumps &amp; Lines Maintenance</b>					
7011 · Pumps & Lines Maintenance	2,717.79	1,435.00	4,152.79	1,791.33	5,944.12
<b>Total 7010 · Pumps &amp; Lines Maintenance</b>	<b>2,717.79</b>	<b>1,435.00</b>	<b>4,152.79</b>	<b>1,791.33</b>	<b>5,944.12</b>
<b>7020 · Main Plant Maintenance</b>					
7021 · Plant Maintenance Supplies	0.00	4,559.47	4,559.47	2,683.52	7,242.99
7022 · Plant Maint. Parts & Service	1,488.42	3,763.40	5,251.82	1,339.94	6,591.76
7023 · Janitorial Supplies & Service	0.00	611.59	611.59	359.94	971.53
7024 · Main Plant Chemicals	0.00	18,578.44	18,578.44	10,931.84	29,510.28
7025 · Lab Supplies & Chemicals	190.63	1,192.51	1,383.14	701.87	2,085.01
7027 · Electrical & Instrument	0.00	423.06	423.06	249.00	672.06
7029 · Main Plant Sludge Disposal	0.00	1,341.72	1,341.72	789.69	2,131.41
7030 · Main Plant Outfall	0.00	3,729.79	3,729.79	2,195.21	5,925.00
<b>Total 7020 · Main Plant Maintenance</b>	<b>1,679.05</b>	<b>34,199.98</b>	<b>35,879.03</b>	<b>19,251.01</b>	<b>55,130.04</b>
<b>7040 · Paradise Cove Plant Maint</b>					
7041 · Paradise Parts & Service	-2,975.20	1,100.42	-1,874.78	0.00	-1,874.78
7042 · Paradise Supplies & Chemicals	1,099.50	0.00	1,099.50	0.00	1,099.50
<b>Total 7040 · Paradise Cove Plant Maint</b>	<b>-1,875.70</b>	<b>1,100.42</b>	<b>-775.28</b>	<b>0.00</b>	<b>-775.28</b>
<b>7050 · Monitoring</b>					
7051 · Main Plant Lab Monitoring	0.00	5,350.44	5,350.44	3,149.06	8,499.50
7052 · Paradise Cove Monitoring	2,940.55	0.00	2,940.55	0.00	2,940.55
<b>Total 7050 · Monitoring</b>	<b>2,940.55</b>	<b>5,350.44</b>	<b>8,290.99</b>	<b>3,149.06</b>	<b>11,440.05</b>



**Sanitary Distr. No.5 of Marin Co.  
Zone Report  
October 2021**

	Paradise C... (Tiburon)	Tiburon - O... (Tiburon)	Total Tiburon	Belvedere	TOTAL
<b>7060 · Permits/Fees</b>					
7061 · Main Plant NPDES Renewal	0.00	307.35	307.35	180.90	488.25
<b>Total 7060 · Permits/Fees</b>	0.00	307.35	307.35	180.90	488.25
<b>7070 · Truck Maintenance</b>					
7071 · Fuel	56.26	1,177.56	1,233.82	692.82	1,926.64
7072 · Maintenance	0.00	130.32	130.32	2,243.00	2,373.32
<b>Total 7070 · Truck Maintenance</b>	56.26	1,307.88	1,364.14	2,935.82	4,299.96
<b>Total 7000 · Ops &amp; Maintenance Expenses</b>	5,517.95	43,701.07	49,219.02	27,308.12	76,527.14
<b>8000 · Salaries and Benefits Expenses</b>					
8001 · Salaries	2,949.58	61,739.25	64,688.83	36,324.33	101,013.16
8003 · Overtime	268.84	5,627.25	5,896.09	3,310.80	9,206.89
8004 · Standby Pay	193.31	4,046.28	4,239.59	2,380.64	6,620.23
8006 · Vacation Buyout	113.11	2,367.52	2,480.63	1,392.94	3,873.57
8007 · Voluntary Deductions	0.00	0.00	0.00	0.00	0.00
8008 · Deferred Comp 457	0.00	145.28	145.28	0.00	145.28
8013 · Payroll Taxes	237.76	6,865.02	7,102.78	2,928.09	10,030.87
8015 · Payroll/Bank Fees	17.75	488.07	505.82	218.53	724.35
8016 · Car Allowance	8.89	-118.33	-109.44	109.44	0.00
8019 · PERS Retirement					
8019.05 · PERS Retirement	419.64	8,783.88	9,203.52	5,168.00	14,371.52
8019 · PERS Retirement - Other	0.00	-400.00	-400.00	0.00	-400.00
<b>Total 8019 · PERS Retirement</b>	419.64	8,383.88	8,803.52	5,168.00	13,971.52
8020 · Employee Health					
8020.05 · Employee Health	484.39	10,138.93	10,623.32	5,965.26	16,588.58
8021 · Employee Health Deductions	-5.72	-119.70	-125.42	-70.44	-195.86
<b>Total 8020 · Employee Health</b>	478.67	10,019.23	10,497.90	5,894.82	16,392.72
8022 · Retiree Health					
8022.05 · Retiree Health	25.51	533.95	559.46	314.16	873.62
<b>Total 8022 · Retiree Health</b>	25.51	533.95	559.46	314.16	873.62
<b>Total 8000 · Salaries and Benefits Expens...</b>	4,713.06	100,097.40	104,810.46	58,041.75	162,852.21
<b>8500 · Other Operating Expenses</b>					
8510 · Data/Alarms/IT Supp & Licensing	373.76	7,823.73	8,197.49	4,603.10	12,800.59
8515 · Safety	21.85	663.54	685.39	390.44	1,075.83
8520 · Personal Protection/Safety Wear	29.74	593.59	623.33	395.23	1,018.56
8530 · Telephone					
8531 · Main Plant Telephones	0.00	388.72	388.72	228.71	617.43
8532 · Paradise Cove Telephones	350.86	0.00	350.86	0.00	350.86
8533 · Pumps & Lines Telephones	175.07	308.19	483.26	279.93	763.19
<b>Total 8530 · Telephone</b>	525.93	696.91	1,222.84	508.64	1,731.48
8540 · Utilities					
8542 · Main Plant Utilities	0.00	12,884.65	12,884.65	7,583.42	20,468.07
8543 · Paradise Cove Utilities	1,853.63	0.00	1,853.63	0.00	1,853.63
8544 · Pump Station Utilities	305.82	1,795.66	2,101.48	1,285.21	3,386.69
<b>Total 8540 · Utilities</b>	2,159.45	14,680.31	16,839.76	8,868.63	25,708.39
<b>Total 8500 · Other Operating Expenses</b>	3,110.73	24,458.08	27,568.81	14,766.04	42,334.85
<b>Total Expense</b>	13,607.43	174,066.35	187,673.78	104,662.63	292,336.41
<b>Net Ordinary Income</b>	-12,886.02	-154,194.70	-167,080.72	-100,403.10	-267,483.82
<b>Other Income/Expense</b>					
<b>Other Expense</b>					
9100 · Capital Expenditures					
9200 · Main Plant Equipment Capital					
9204 · M.P. Boiler Replacement	0.00	1,196.05	1,196.05	703.95	1,900.00
9217 · SD5 Shop Rplcmnt /Ops Control	0.00	0.00	0.00	0.00	0.00
<b>Total 9200 · Main Plant Equipment Capital</b>	0.00	1,196.05	1,196.05	703.95	1,900.00

**Sanitary Distr. No.5 of Marin Co.**  
**Zone Report**  
**October 2021**

---

	Paradise C... (Tiburon)	Tiburon - O... (Tiburon)	Total Tiburon	Belvedere	TOTAL
<b>9300 · Pumps &amp; Lines Capital</b>					
<b>9306 · PS Pump &amp; Valve Replacements</b>	0.00	4,125.79	4,125.79	4,125.79	8,251.58
<b>9314 · Portable Emergency Generators</b>	0.00	0.00	0.00	0.00	0.00
<b>Total 9300 · Pumps &amp; Lines Capital</b>	<u>0.00</u>	<u>4,125.79</u>	<u>4,125.79</u>	<u>4,125.79</u>	<u>8,251.58</u>
<b>Total 9100 · Capital Expenditures</b>	<u>0.00</u>	<u>5,321.84</u>	<u>5,321.84</u>	<u>4,829.74</u>	<u>10,151.58</u>
<b>Total Other Expense</b>	<u>0.00</u>	<u>5,321.84</u>	<u>5,321.84</u>	<u>4,829.74</u>	<u>10,151.58</u>
<b>Net Other Income</b>	<u>0.00</u>	<u>-5,321.84</u>	<u>-5,321.84</u>	<u>-4,829.74</u>	<u>-10,151.58</u>
<b>Net Income</b>	<u><u>-12,886.02</u></u>	<u><u>-159,516.54</u></u>	<u><u>-172,402.56</u></u>	<u><u>-105,232.84</u></u>	<u><u>-277,635.40</u></u>

**Sanitary Distr. No.5 of Marin Co.**  
**Monthly O.T. Report**  
**October 2021**

Type	Date	Num	Name	Memo	Amount	Balance
<b>Alvarez, Joel</b>						
Check	10/29/21	3021-4158	Alvarez, Joel	1.0 Hrs. O.T. @ 1.5x	57.48	57.48
Total Alvarez, Joel					57.48	57.48
<b>Bilsborough, Chad</b>						
Check	10/15/21	2881-4144	Bilsborough, Chad	1.0 Hrs O.T. @ 1.5x	63.38	63.38
Check	10/29/21	3021-4160	Bilsborough, Chad	2.0 Hrs O.T. @ 1.5x	126.75	190.13
Check	10/29/21	3021-4160	Bilsborough, Chad	1.0 Hrs. O.T. @ 2.0x	84.50	274.63
Total Bilsborough, Chad					274.63	274.63
<b>Collodi, Peter</b>						
Check	10/29/21	3021-4161	Collodi, Peter	1.0 Hr. O.T. @ 1.5x	52.14	52.14
Total Collodi, Peter					52.14	52.14
<b>Cottrell, Rulon</b>						
Check	10/15/21	2881-4146	Cottrell, Rulon	2.0 Hrs O.T. @ 1.5x	178.35	178.35
Check	10/29/21	3021-4163	Cottrell, Rulon	6.0 Hrs. O.T. @ 1.5x	535.06	713.41
Check	10/29/21	3021-4163	Cottrell, Rulon	1.5 Hrs. O.T. @ 2.0x	178.35	891.76
Check	10/29/21	3021-4164	Cottrell, Rulon	20.0 Hrs. O.T. @ 1.5x	1,783.53	2,675.29
Check	10/29/21	3021-4164	Cottrell, Rulon	10.0 Hrs. Comp Buy Out	594.51	3,269.80
Check	10/29/21	3021-4163	Cottrell, Rulon	10.0 Hrs. Comp Buy Out	594.51	3,864.31
Total Cottrell, Rulon					3,864.31	3,864.31
<b>Dohrmann, Robin</b>						
Check	10/15/21	2881-4147	Dohrmann, Robin	2.0 Hrs. O.T. @ 1.5x	178.35	178.35
Check	10/29/21	3021-4166	Dohrmann, Robin	22.0 Hrs. O.T. @ 1.5x	1,961.88	2,140.23
Total Dohrmann, Robin					2,140.23	2,140.23
<b>Driscoll, Stephen</b>						
Check	10/15/21	2881-4149	Driscoll, Stephen	2.25 Hrs. O.T. @ 1.5	200.65	200.65
Total Driscoll, Stephen					200.65	200.65
<b>La Torre, Daniel P.</b>						
Check	10/15/21	2881-4151	La Torre, Daniel P.	10.0 Hrs. O.T. @ 1.5x	849.30	849.30
Check	10/29/21	3021-4168	La Torre, Daniel P.	4.0 Hrs. O.T. @ 1.5x	339.72	1,189.02
Total La Torre, Daniel P.					1,189.02	1,189.02
<b>Rosser, John</b>						
Check	10/15/21	2881-4153	Rosser, John	1.66 Hrs. O.T. @ 1.5x	134.27	134.27
Total Rosser, John					134.27	134.27
<b>Triola, Joseph</b>						
Check	10/15/21	2881-4157	Triola, Joseph	6.0 Hrs. O.T. @ 1.5x	485.31	485.31
Check	10/15/21	2881-4157	Triola, Joseph	1.5 Hrs. O.T. @ 2.0x	161.77	647.08
Check	10/29/21	3021-4173	Triola, Joseph	8.0 Hrs. O.T. @ 1.5x	647.08	1,294.16
Total Triola, Joseph					1,294.16	1,294.16
<b>TOTAL</b>					<b>9,206.89</b>	<b>9,206.89</b>

# Sanitary District No. 5 of Marin County



## District Management Report October 2021

### Contents:

- Transmittal Memo
- Financial/Budgetary
- HR & Personnel
- Business Administration
- Collection System Performance
- Treatment Plant Performance – Paradise Cove
- Treatment Plant Performance – Main Plant
- Pollution Prevention Activities
- Continuing Education & Safety Training
- Capital Improvement Projects

## **Transmittal Memo**

**Date:** November 21, 2021  
**To:** Board of Directors  
**From:** Tony Rubio, District Manager/ Chief Plant Operator  
**Subject:** Management Report for October 2021

### **Fiscal Status**

Period Covered: July 1, 2021 –October 30, 2021  
Percent of Fiscal Year: 33%  
Percent of Budgeted Income to Date: 3.6%  
Percent of Budgeted Expenditures to Date: 29.3% (operating only)

### **Personnel**

Separations: None  
New Hires: None  
Promotions: None  
Recruitment Activities: 1- Operator

### **Regulatory Compliance**

MP Collection System WDR Compliance: Full Compliance with all regulations  
PC Collection System WDR Compliance: Full Compliance with all regulations  
MP NPDES Permit Compliance: Full Compliance with all regulations  
PC NPDES Permit Compliance: Full Compliance with all regulations  
BAAQMD Compliance: Full Compliance with all regulations  
Bio-Solids Compliance: Full Compliance with all regulations  
Significant Comments: None

*Summary of Operational Highlights are on the following pages.*

## ***Significant Events for the Month of October 2021 Include:***

### **Financial/Budgetary/Business Administration**

- 2020-2021 annual financial audit underway- final expected in late November for December board meeting acceptance
- Board and committee meetings will continue to be held virtually in compliance with AB361 and status of need will be reviewed every month.
- Scanning project on hold until higher priority items are completed- will be conducting office work load assessment for part time Secretary/Scanning assistance position.

### **HR and Personnel**

- Top candidate for Operator position was sent an offer of employment.
- Have begun preliminary work on successor MOU.
- Early exit plan was presented to staff- 1 person submitted interest for consideration.
- Sent PSA to HDR in order to begin staffing level assessment for District.

### **Continuing Education and Safety Training**

- Hearing Conservation Training Completed

### **Collection System Performance**

#### **Main Plant Tiburon/Belvedere:**

- Small Machine cleaning work completed in Tiburon -Belvedere
- Submitted 2 category 3 SSO month of September to RWQCB on CIWQS (Tiburon-Centro West 1934/ Belvedere -Bayview Ave 270)
- New Portable 30KW Generator out of service- warranty item to be repaired early December once part is shipped.

#### **Paradise Cove:**

- Submitted No Spill report for month of September to RWQCB on CIWQS

### **Treatment Plant Performance**

#### **Paradise Cove:**

- Normal operations and preventive maintenance being performed at site.
- L2000 Controller no longer supported/made by TESCO- JM Integration to provide proposal to replace controller for fiscal year 2022-2023
- Submitted 3<sup>rd</sup> Q SMR and DMR to the RWQCB

**Main Plant:**

- Submitted September 2021 SMR and DMR to the RWQCB
- Plant water filtering in process of installation. In house installation- should be up and running in the next few weeks.
- Generator – Voltage Regulator issues- ATS/UPS Trouble Shooting
- DW Influent Pump 10” discharge piping elbow had to be replaced (leak)
- Digester Mix Pump #1 Out of service – in shop for rehabilitation- back up pump ordered.
- Wet Weather Primary Clarifier Effluent valve to AB hill side tank stuck open- called M&G to assist in repairing- repaired
- Wet Weather Blending events of 10/24/2021 yielded 4.1” of rain in 24hrs which led to a 33hr and 17min long blending event- Total amount blended was 1.821 MGD.

**Pollution Prevention Activities**

- Remote meetings with P2 Group

**Capital Improvement Projects**

- Line segments selected according to Collection System Master Plan for upcoming sewer rehabilitation project- Tiburon and Belvedere -expecting proposal by mid December
- Cove road pump station control panel and generator improvements discussed with engineer- waiting on a date to meet with City of Belvedere to discuss project.
- Beginning to reach out to engineers for upcoming 2022/2023 Fiscal year Digester Cleaning project and lid and valve and piping rehabilitation.

## Glossary of Terms

- **B.O.D. (Biochemical Oxygen Demand):** Measurement of the effluent's capacity to consume dissolved oxygen to stabilize all remaining organic matter. The permit limits for our effluent for discharge into San Francisco bay require that we remove 85% influent B.O.D. and meet a weekly average of less than 45mg/l and a monthly average of less than 30 mg/l B.O.D.
- **TSS (Total Suspended Solids):** Measurement of suspended solids in the effluent. Our permit requires that we remove at least 85% of the influent TSS and that the effluent limit is less than 45 mg/l as a weekly average and less than 30 mg/l as a monthly average.
- **Chlorine Residual:** The plant effluent is disinfected with hypochlorite (chlorine "bleach") and then the residual chlorine is neutralized with sodium bisulfite to protect the bay. The effluent chlorine residual limit is 0.0 mg/l which we monitor continuously.
- **pH:** pH is a measurement of acidity with pH 7.0 being neutral and higher pH values being basic and lower pH values being acidic. Our permit effluent pH must stay within the range of 6.0-9.0, which we monitor continuously.
- **Coliform:** Coliform bacteria are the indicator organism for determination of the efficiency of the disinfection process. The lab culture samples of our effluent and the presence of coliform is an indication that pathogenic organisms may be present. This is reported as MPN/100 (number of coliform bacteria in 100 milliliters sample).
- **Flow Through Bioassay:** A 96 hour test in which we test the toxicity of our effluent to tiny fish (sticklebacks) in a flow through tank to determine the survivability under continuous exposure to our effluent. Our permit requires that we maintain a 90<sup>th</sup> percentile survival of at least 70% and an 11 sample median survival of at least 90%. In layman's terms, this means that out of the last 11 samples only one bioassay may fall below 70% survival and the middle value when all 11 samples are placed in numerical order must be at least 90%.
- **Metals Analysis:** Our permit requires that we analyze our effluent for many different metals on a monthly basis. We have permit limits for some metals. The metals are stated as a daily max and a monthly average limit. The daily max limit is the number we cannot exceed on any sample and the monthly average applies to all samples collected in any month. (although usually we are only required to take one).
- **F.O.G. (Fats, oils and grease):** Quarterly we are required to monitor our effluent for Fats, Oils and Grease.



## Glossary of terms continued...

- **Headworks:** The point where all raw wastewater enters the treatment plant. In this building wastewater goes through 3 grinders to grind up all large objects that could possibly damage our influent and sludge pumps further down the treatment process.
- **Primary Sedimentation:** The next treatment process is a physical treatment process where solids that settle or float are removed and sent to the digesters for further processing.
- **Activated Sludge:** Next is the activate sludge process. This process is a biological wastewater treatment process that uses microorganisms to speed up the decomposition of wastes. When activated sludge is added to wastewater, the microorganisms feed and grow on waste particles in the wastewater. As the organisms grow and reproduce, more and more waste is removed, leaving the wastewater partially cleaned. To function efficiently, the mass of organisms needs a steady balance of food and oxygen. These tasks are closely monitored by the operations staff.
- **Secondary Clarification:** Next is secondary clarification, like primary sedimentation/clarification, this also is a physical treatment process where solids that settle or float are removed and sent to the next treatment process. The difference between Secondary Clarification and primary sedimentation is that the solids removed from the secondary clarifiers goes to 2 places. Some goes to waste to the DAFT and some goes back to the activated sludge process for further treatment. (*Microorganisms must be returned to the activated sludge process to keep an equal balance of food and microorganisms*).
- **DAFT (dissolved air floatation thickener):** Next is the DAFT. The dissolved air floatation thickening process uses air bubbles to thicken WAS(waste active sludge) solids removed from the secondary clarifier, by floating solids to the tank surface, where they are removed and sent to the digesters for final processing.
- **Sludge Digestion:** In the anaerobic digestion process, all the organic material removed from the primary sedimentation tanks and DAFT's are digested by anaerobic bacteria. The end products are methane, carbon dioxide, water and neutralized organic matter.
- **Solids Handling:** This is the process where all the neutralized sludge from the digester is finally treated. Sludge from the digester is pumped to the screw press where it is conditioned with a polymer (chemical that reacts with the sludge to remove the water from the sludge and bind the sludge particles together) in order to dewater the sludge and produce a dry cake for final disposal to the Redwood landfill.

## Glossary of terms continued...

- **Disinfection:** This is the end point for the wastewater- at this point wastewater flows through the chlorine contact tank. This contact tank allows for enough contact time for chlorine solution to disinfect the wastewater. Sodium bisulfite is introduced at the end of the tank to neutralize any residual chlorine to protect the bay.
- **MLSS (mixed liquor suspended solids):** Suspended solids in the mixed liquor of an aeration tank measured in mg/l
- **MCRT (mean cell resident time):** An expression of the average time that a microorganism will spend in the activated sludge process.
- **SVI (sludge volume index):** This is a calculation used to indicate the settling ability of activated sludge in the secondary clarifier.
- **RAS (return activated sludge):** The purpose of returning activated sludge, is to maintain a sufficient concentration of activated sludge in the aeration tank.
- **WAS (waste activated sludge):** To maintain a stable process, the amount of solids added each day to the activated sludge process are removed as WAS. We track this by our MCRT which averages 3 days
- **TWAS (thickened waste activated sludge):** The WAS is thickened in the DAFT and the thickened sludge is then pumped to the digester.
- **MPN (most probable number):** Concentrations of total coliform bacteria are reported as the most probable number. The MPN is not the absolute count of the bacteria but a statistical estimate of their concentration.
- **Bio-solids:** Anaerobic digested sludge is pumped to a screw press where excess water is removed to reduce the volume (and weight) thus producing an end result called bio-solids.
- **Polymer:** Organic polymers are added to digested sludge to bring out the formation of larger particles by bridging to improve processing.

## Wastewater Acronyms

<b>ACWA</b>	Assoc of California Water Agencies	<b>APWA</b>	American Public Works Association
<b>AWWA</b>	American Water Works Association	<b>BAAQMD</b>	Bay Area Air Quality Management District
<b>BACWA</b>	Bay Area Clean Water Agencies	<b>BAPPG:</b>	Bay Area Pollution Prevention Group
<b>CASA</b>	California Association of Sanitation Agencies	<b>CSDA</b>	California Special Districts Association
<b>CSRMA:</b>	California Sanitation Risk Management Authority	<b>CAAQS</b>	California Ambient Air Quality Standard
<b>CalARP</b>	California Accidental Release Prevention Program	<b>CARB</b>	California Air Resources Board
<b>CDO</b>	Cease and Desist Order	<b>CECs</b>	Constituents of Emerging Concern
<b>CEQA</b>	California Environmental Quality Act	<b>CIWQS</b>	California Integrated Water Quality System
<b>CFR</b>	Code of Federal Regulations	<b>CMOM</b>	Capacity, Management, Operation and Maintenance
<b>CIWMB</b>	California Integrated Waste Management Board	<b>CPUC</b>	California Public Utilities Commission
<b>CSO</b>	Combined Sewer Overflow	<b>CTR</b>	California Toxics Rule
<b>CWA</b>	Clean Water Act	<b>CWAP</b>	Clean Water Action Plan
<b>CWARA</b>	Clean Water Authority Restoration Act	<b>CWEA</b>	California Water Environment Association
<b>DHS</b>	Dept of Health Services	<b>DTSC</b>	Dept of Toxic Substances Control
<b>EBEP</b>	Enclosed Bays and Estuaries Plan	<b>EDW</b>	Effluent Dominated Water body
<b>EIS/EIR</b>	Environmental Impact Statement/Report	<b>EPA</b>	Environmental Protection Agency
<b>ERAF</b>	Educational Reserve Augmentation Fund	<b>ESMP</b>	Electronic Self-Monitoring Report
<b>FOG</b>	Fats, Oils and Grease	<b>GASB</b>	Government Accounting Standards Board
<b>ISWP</b>	Inland Surface Waters Plan	<b>JPA</b>	Joint Powers Authority
<b>LAFCO</b>	Local Agency Formation Commission	<b>LOCC</b>	League of California Cities
<b>MACT</b>	Maximum Achievable Control Technology (air controls)	<b>MCL</b>	Maximum Contaminant Level
<b>MMP</b>	Mandatory Minimum Penalty	<b>MOU</b>	Memorandum of Understanding
<b>MUN</b>	Municipal Drinking Water Use	<b>NACWA</b>	National Association of Clean Water Agencies
<b>NGOs</b>	Non Governmental Organizations	<b>NOX</b>	Nitrogen Oxides
<b>NPDES</b>	Nat'l Pollutant Discharge Elimination System	<b>NRDC</b>	Natural Resources Defense Council
<b>NTR</b>	National Toxics Rule	<b>OWP:</b>	Office of Water Programs
<b>OSHA:</b>	Occupational Safety and Health Administration	<b>PCBs</b>	Poly Chlorinated Biphenyls
<b>POTWs</b>	Publicly Owned Treatment Works	<b>PPCPs</b>	Pharmaceutical and personal Care Products
<b>QA/QC</b>	Quality Assurance / Quality Control	<b>Region</b>	IX Western Region of EPA (CA, AZ, NV & HI)
<b>RFP</b>	Request For Proposals	<b>RMP</b>	Risk Management Program
<b>RFQ</b>	Request For Qualifications	<b>RWQCB</b>	Regional Water Quality Control Board
<b>SEP</b>	Supplementary Environmental Projects	<b>SIP</b>	State Implementation Policy (CTR/NTR criteria)
<b>SFEI:</b>	San Francisco Estuary Institute	<b>SRF</b>	State Revolving Fund
<b>SSO</b>	Sanitary Sewer Overflow	<b>SSMP</b>	Sewer System Management Plan
<b>SWRCB</b>	State Water Resources Control Board	<b>TMDL</b>	Total Maximum Daily Load
<b>WDR</b>	Waste Discharge Requirements	<b>WEF</b>	Water Environment Federation
<b>WERF</b>	Water Environment Research Foundation	<b>WET</b>	Whole Effluent Toxicity or Waste Extraction Test
<b>WMI</b>	Watershed Management Initiative	<b>WRFP</b>	Water Recycling Funding Program
<b>WRDA</b>	Water Resource Development Act	<b>WWTP</b>	Wastewater Treatment Plant
<b>WQBEL</b>	Water Quality Based Effluent Limitation Agency	<b>WWWIFA</b>	Water and Wastewater Infrastructure Financing

This proposal is made on October 13, 2021, by and between DKF Solutions Group, LLC (hereinafter referred to as DKF) and the Sanitary District #5 (District). This proposal is valid until December 31, 2021.

**CLIENT CONTACT:** Tony Rubio <trubio@sani5.org>

**QUALIFICATIONS:** DKF Solutions Group, LLC or its principals, have provided risk control consulting services, including CalOSHA and CA State Water Resources Control Board (SWRCB) compliance, for the following public agency risk pools:

- CA Sanitation Risk Management Authority (CSRMA) and their 60 sanitation district members since 1999.
- Redwood Empire Municipal Insurance Fund (REMIF) and their 15 member cities since 2008.
- Small Cities Organized Risk Effort (SCORE) and their 18 member cities since 2013.
- Association of Bay Area Governments Pooled Liability Insurance Network (ABAG PLAN) and their 29 member cities since 2004.
- CA Joint Powers Risk Management Authority (CJPRMA) and their ~100 member entities since 2007.

DKF Solutions Group's qualifications also include:

- Principals have over 50 years combined experience providing full-range CalOSHA and SWRCB compliance services.
- Clients include over 300 cities and special districts in California. Services provided include, among others, CalOSHA and SWRCB compliance.
- Annually trains more 1,000 public works and water/wastewater utilities employees on topics related to CalOSHA and SWRCB compliance.

**SCOPE:** The District has requested a proposal to provide the CalOSHA compliance services as described on Attachment 1.

**DELIVERABLE(S):** As described on Attachment 1.

**CLIENT RESPONSIBILITIES:**

1. The District will provide staff time to work with DKF to gather technical information necessary to complete SCOPE. The staff provided by District will have the technical knowledge, expertise, and/or written materials necessary for DKF to make technically correct evaluations.
2. All meetings or other work involving DKF, District and District-provided vendors will be scheduled at mutually agreeable dates and times.

**SUBCONTRACTORS:** DKF routinely subcontracts with subject matter experts in order to provide the highest quality policy and procedure development and training services. DKF reserves the right to subcontract subject matter experts in instances where the District will be best served by subcontracting a particular service.

**COMPENSATION:** DKF will invoice District upon delivery of services described on Attachment 1. All invoices are due net 30.

**AVAILABILITY:** DKF Solutions Group is available on or after November 1, 2021 to provide the services described on Attachment 1.0.

**STANDARD OF CARE/WARRANTY:** DKF Solutions Group will perform the work under this Agreement as an independent contractor and in accordance with generally accepted professional practices. DKF Solutions Group will utilize reasonable care and skill consistent with and equal to that customarily possessed by environmental, health and safety consulting professionals in the community.

The parties to this agreement recognize the complex, subjective, and performance-based nature of many environmental, occupational safety and health laws and regulations and the administrative interpretations thereof. In performance of the work, DKF Solutions Group must rely upon information derived from secondary sources and personal interviews. Except as specifically required in the scope of work, DKF Solutions Group will make no independent investigation as to the accuracy or completeness of the information derived from the secondary sources and personal interviews and will assume that such information is accurate and complete.

All recommendations, findings, and conclusions will be based upon information and circumstances as they existed at the time of preparation (e.g. Federal, state, and local laws; political climate; and other matters that DKF Solutions Group, LLC deemed relevant). A change in any fact or circumstance may adversely affect the recommendations, findings, and conclusions expressed in the WORK. Accordingly, except as set forth in the first paragraph of this section, DKF Solutions Group makes no other representation, warranty or guarantee, express or implied.

**ACCEPTANCE:** To accept this quote from DKF Solutions Group, LLC, for services described in SCOPE under the terms and conditions described herein, please sign below and return.

---

**Name and Title of SD5 Representative**

---

**Date**

Attachment 1.0: Sanitary District 5 - Proposal #211065-1

Item #	Item description	Cost Each	Extension	Notes
1	Update the following CalOSHA compliance policies/procedures to reflect CalOSHA requirements and District structure and practices: <ul style="list-style-type: none"> <li>· Bloodborne Pathogens</li> <li>· Chemical Hygiene Plan</li> <li>· Confined Space</li> <li>· Covid-19</li> <li>· Electrical Safety - Low Voltage</li> <li>· Emergency Action Plan</li> <li>· Fall Protection</li> <li>· First Aid/CPR/AED</li> <li>· Forklift</li> <li>· Fire Prevention</li> <li>· Lockout/Tagout</li> <li>· Hazard Communication</li> <li>· Hearing Conservation</li> <li>· Heat Illness Prevention</li> <li>· HIPP</li> <li>· Respiratory Protection</li> <li>· Traffic Control</li> <li>· Transite Pipe</li> </ul>	\$135/hour	\$ 24,300.00	To be billed hourly at \$135/hour. An estimated 180hours will be required.
2	Bloodborne Pathogens companion online training course	\$ 1,200.00	\$ 1,200.00	Fees for companion online training courses includes two draft reviews. Each additional review to be billed at \$300. Each course will be placed on the District's Vector Solutions account for employee access and training management.
3	Chemical Hygiene Plan companion online training course	\$ 1,600.00	\$ 1,600.00	
4	Confined Space companion online training course	\$ 1,800.00	\$ 1,800.00	
5	Covid-19 companion online training course	\$ 1,200.00	\$ 1,200.00	
6	Electrical Safety - Low Voltage companion online training course	\$ 1,200.00	\$ 1,200.00	
7	Emergency Action Plan companion online training course	\$ 1,200.00	\$ 1,200.00	
8	Fall Protection companion online training course	\$ 1,600.00	\$ 1,600.00	
9	First Aid/CPR/AED companion online training course	NA	\$ -	
10	Forklift companion online training course	NA	\$ -	
11	Fire Prevention companion online training course	\$ 1,200.00	\$ 1,200.00	
12	Lockout/Tagout companion online training course	\$ 1,600.00	\$ 1,600.00	
13	Hazard Communication companion online training course	\$ 1,600.00	\$ 1,600.00	
14	Hearing Conservation companion online training course	\$ 1,600.00	\$ 1,600.00	
15	Heat Illness Prevention companion online training course	\$ 1,200.00	\$ 1,200.00	
16	HIPP companion online training course	\$ 1,200.00	\$ 1,200.00	
17	Respiratory Protection companion online training course	\$ 1,600.00	\$ 1,600.00	
18	Traffic Control companion online training course	\$ 1,200.00	\$ 1,200.00	
19	Transite Pipe companion online training course	\$ 1,200.00	\$ 1,200.00	
20	Provide 4hours of classroom and hands-on instruction on confined space entry in accordance with CCR Title 8 5157.	\$ 3,000.00	\$ 3,000.00	
21	Provide classroom training for qualified low voltage electrical workers.	\$ 2,800.00	\$ 2,800.00	
22	Provide 6hours of fall protection competent person training for up to 12 employees.	\$ 3,000.00	\$ 3,000.00	
23	Provide forklift operator training and qualification for up to 12 employees.	\$ 3,600.00	\$ 3,600.00	
24	Provide 4hours of initial transite pipe training for up to 5 employees.	\$ 2,600.00	\$ 2,600.00	
25	Provide 2 of refresher transite pipe training for up to 5 employees.	\$ 2,000.00	\$ 2,000.00	
26	Provide 1st aid/cpr/aed training for up to 12 employees.	\$ 1,900.00	\$ 1,900.00	
27	Provide traffic control/flagger training for up to 10 employees.	\$ 2,600.00	\$ 2,600.00	
28	Develop a New Employee Safety Orientation online training course and post to the District's Vector Solutions account.	\$ 3,000	\$ 3,000.00	Fee includes two draft report reviews. Each additional review to be billed at \$300.
29	Develop a Contractor Safety Orientation online training course and post to the District's Vector Solutions account.	\$ 2,400	\$ 2,400.00	Fee includes two draft report reviews. Each additional review to be billed at \$300.
30	Annual audiogram for 12 employees.	\$ 1,800	\$ 1,800.00	This is an estimate - actual cost may differ based on audiogram vendor 2022 costs.
31	Annual respiratory fit testing for up 12 employees.	\$ 1,800	\$ 1,800.00	This is an estimate - actual cost may differ based on fit testing vendor 2022 costs.
32	Develop a Contractor Safety Policy reflecting District safety rules/requirements and CalOSHA's Multi-Employer Worksite Safety requirements.	\$ 3,000	\$ 3,000.00	Fee includes two draft report reviews. Each additional review to be billed at \$300.
<b>Total Estimated Fee</b>			<b>\$ 80,000.00</b>	

**DECISION/ACTION ITEM LOG**  
**CIP Committee: November 9, 2021**  
 Sanitary District No. 5 of Marin County  
**ACTIVE ITEMS SHEET**

**Item #7**

No.	Item	Submission Date	Responsible Party	DECISION ONLY		ACTION REQUIRED		Comment/Reference Document
				Due	Completed	Due	Completed	
31	FY2020-2021 Sewer Rehab Project		CIP/TR					Small project for Paradise Cove; Engineering to begin in Dec 2020, as of 7.14.2020; Jan 2021, as of 12.8.2020; <b>Will begin once SD5 Collection System Master Plan is in</b>

## CALIFORNIA WATER QUALITY MONITORING COUNCIL

### MONITORING COUNCIL MEETING AGENDA

WEDNESDAY, NOVEMBER 10, 2021 – 9:30 AM TO 12:30 PM

Due to COVID-19, this meeting is being held remotely



#### IMPORTANT INFORMATION!!

Meetings of the California Water Quality Monitoring Council (Monitoring Council) are open to the public. Times indicated in the agenda are approximate. The order of agenda items is subject to change. Actions of the Monitoring Council are advisory to the Secretaries of the California Environmental Protection Agency and the California Natural Resources Agency.

Handouts, presentations, notes, and related Monitoring Council meeting information will be available prior to or after the meeting at

[https://MyWaterQuality.ca.gov/monitoring\\_council/meetings](https://MyWaterQuality.ca.gov/monitoring_council/meetings).

Remote access to the meeting will be available via Zoom. [To join the online meeting, click on this link](#) **Meeting ID: 959 4846 1074 and Password: cwqmc**. Please log in a few minutes before the meeting starts to allow Microsoft Teams to set up the meeting connection software on your computer (as needed). Audio connection is via teleconference, **by calling 1-669-900-9128 with Meeting ID: 919058469# and Password: 441172#**. Existing audio equipment in our meeting room may limit the quality of the connection.

ITEM: 1	Timeslot: 9:30 – 9:40
Title of Topic:	Council Attendance and Housekeeping
Purpose:	<ol style="list-style-type: none"> <li>1) Council Member and Workgroup Attendance</li> <li>2) Review agenda for today's meeting</li> <li>3) Review comments on draft action items from the August 12, 2021 Monitoring Council meeting</li> </ol>
Desired Outcome:	<ol style="list-style-type: none"> <li>a) Preview what will be covered today and overall meeting expectations</li> <li>b) Adjust today's agenda, as needed</li> <li>c) Approve August 12, 2021 Monitoring Council meeting action items</li> </ol>
Attachment Link:	<a href="#">August 12, 2021 Monitoring Council meeting action items</a>
Contact Person:	Nick Martorano, <a href="mailto:Nicholas.Martorano@waterboards.ca.gov">Nicholas.Martorano@waterboards.ca.gov</a>



ITEM: 2	Timeslot: 9:40 – 9:50
Title of Topic:	Public Forum
Purpose:	Any member of the public may address and ask questions of the Monitoring Council relating to any matter within the Council's jurisdiction under <a href="#">California Water Code Section 13181 (CWC 13181)</a> provided the matter is not on the agenda.
Desired Outcome:	Information and potential agenda topics for a future meeting. No decisions can be made regarding items that have not received prior public notice.
Attachment Link:	<a href="#">CWC 13181</a>
Contact Person:	Nick Martorano, <a href="mailto:Nicholas.Martorano@waterboards.ca.gov">Nicholas.Martorano@waterboards.ca.gov</a>

ITEM: 3	Timeslot: 9:50 – 10:00
Title of Topic:	New Interim Council Members
Purpose:	Provide introductions of the three newest Council Members: <ol style="list-style-type: none"> <li>1. Mark Starr – representing Public Health</li> <li>2. Lorien Fono – representing regulated community - POTWs</li> <li>3. Krista Kamer – representing the Academic Community</li> </ol>
Desired Outcome:	Enlightenment and recognition.
Attachment Link	<a href="#">Monitoring Council Members</a>
Contact Person:	Karen Mogus, <a href="mailto:Karen.Mogus@waterboards.ca.gov">Karen.Mogus@waterboards.ca.gov</a>

ITEM: 4	Timeslot: 10:00 – 10:30
Title of Topic:	Announcements and Updates
Purpose:	These are expected to be brief informational items that could be expanded into more detailed discussions at future meetings: <ol style="list-style-type: none"> <li>a) Monitoring Council Member Updates (All)</li> <li>b) Director Update – <a href="#">AB 1066</a></li> </ol>
Desired Outcome:	Enlightenment and information sharing
Contact Person:	Nick Martorano, <a href="mailto:Nicholas.Martorano@waterboards.ca.gov">Nicholas.Martorano@waterboards.ca.gov</a>

ITEM: 5	Timeslot: 10:30 – 10:50
-Title of Topic:	JEDI Workgroup Update
Purpose:	Update the Council on the Justice, Equity, Diversity, and Inclusion workgroup and discuss potential next steps.
Desired Outcome:	Get Council feedback and ideas.
Attachment Link:	<a href="#">JEDI Workgroup Webpages</a>
Contact Person:	Peter Vroom, <a href="mailto:PVroom@sandiego.gov">PVroom@sandiego.gov</a>

ITEM: 6	Timeslot: 10:50 – 11:10
Title of Topic:	Monitoring Council Resolution
Purpose:	Review the resolution for the work being done by several POTWs to forward wastewater based surveillance of COVID-19. Discuss the proposed process for future Council Resolutions and recognition.
Desired Outcome:	Approve the resolution for WBS and get feedback on the process for developing and approving future resolutions.
Attachment Link:	<a href="#">Draft WBS Resolution</a> <a href="#">Council Resolution Template</a>
Contact Person:	Karen Mogus, <a href="mailto:Karen.Mogus@waterboards.ca.gov">Karen.Mogus@waterboards.ca.gov</a>

Break – 10 minutes

ITEM: 7	Timeslot: 11:20 – 11:45
Title of Topic:	Agency Secretary Briefings
Purpose:	Discuss the plan for the Council's annual briefing for the Agency Secretaries. <ul style="list-style-type: none"> <li>• Accomplishments</li> <li>• Changes to membership</li> <li>• Path forward → resource opportunities</li> </ul>
Desired Outcome:	Get Council feedback and ideas.
Contact Person:	Karen Mogus, <a href="mailto:Karen.Mogus@waterboards.ca.gov">Karen.Mogus@waterboards.ca.gov</a> Mark Gold, <a href="mailto:Mark.Gold@resources.ca.gov">Mark.Gold@resources.ca.gov</a>

ITEM: 8	Timeslot: 11:45 – 12:05
Title of Topic:	Microplastics and Drinking Water
Purpose:	Provide an update to the Council on the findings of the recent study that was completed exploring microplastics and drinking water.
Desired Outcome:	Discuss the finding and recommendations and ways the Council and its workgroups can be utilized to improve microplastics monitoring.
Attachment Link	<a href="#">Microplastics Health Effects Workshop Webpage</a>
Contact Person:	Scott Coffin, <a href="mailto:Scott.Coffin@waterboards.ca.gov">Scott.Coffin@waterboards.ca.gov</a>

ITEM: 9	Timeslot: 12:05 – 12:20
Title of Topic:	Trash Monitoring Workgroup: Microplastics subcommittee
Purpose:	Discuss opportunities for the subcommittee of the Trash Monitoring Workgroup focused on microplastics can be leveraged.
Desired Outcome:	Gain Council feedback and insight.
Attachment Link:	<a href="#">Trash Monitoring Workgroup Homepage</a>
Contact Person:	Shelly Moore, <a href="mailto:shellym@sfei.org">shellym@sfei.org</a>

ITEM: 10	Timeslot: 12:20 – 12:30
Title of Topic:	2022 Meeting Schedule and Topic Planning
Purpose:	<p>Schedule: 2<sup>nd</sup> Thursday of Feb, May, August, November?</p> <p>Potential Topics:</p> <ul style="list-style-type: none"> <li>• Safe to Eat Realignment</li> <li>• Environmental Flows Workgroup Workplan</li> <li>• Wastewater Based Surveillance Update</li> <li>• Other ideas?</li> </ul>
Desired Outcome:	Develop meeting schedule for 2022 and agenda ideas for the next Monitoring Council meeting.
Contact Person:	Nick Martorano, <a href="mailto:Nicholas.Martorano@waterboards.ca.gov">Nicholas.Martorano@waterboards.ca.gov</a>

ADJOURN

# DRAFT

## STATE WATER RESOURCES CONTROL BOARD RESOLUTION NO. 2021-

### RECOGNIZING WASTEWATER TREATMENT UTILITIES' VOLUNTARY CONTRIBUTIONS TO MONITORING FOR COVID-19 IN WASTEWATER

#### WHEREAS:

1. The World Health Organization declared COVID-19 a world health emergency in January 2020, followed shortly thereafter by the United States declaring a public health emergency.
2. Public health officials need accurate and timely information on the spread, movement, and control of the COVID-19 virus.
3. California's research institutions and wastewater utilities quickly demonstrated international leadership in advancing a new approach to prevalence assessment: Wastewater-based epidemiology (WBE) to quantify trends in COVID-19. WBE complements clinical testing and can detect the virus shed by both symptomatic and asymptomatic individuals. WBE also yields information several days sooner than it takes to collate individual testing and hospitalization records, respectively.
4. California's wastewater utilities undertook these efforts at their own expense, partnering with research institutions such as Stanford University, the University of California (UC) at Berkeley, UC Davis, UC San Diego, University of Arizona, Loma Linda University, University of Southern California, the Water Research Foundation, and the Southern California Coastal Water Research Project Authority to implement those efforts. Several utilities initiated these efforts as early as March 2020, with continual participation for the last 18 months. Those early efforts established sampling and analysis protocols subsequently adopted by others and demonstrated to the world that WBE is a valuable tool to inform COVID-19 public health response.
5. The US Department of Health and Human Services subsequently partnered with utilities in two phases of pilot studies to study the logistics of implementing WBE nationally. Eleven California utilities participated in Phase 1 and 25 utilities participated in Phase 2.
6. The California Department of Public Health and the State Water Resources Control Board entered into a formal partnership with the Centers for Disease Control and Prevention in December 2020 in a comprehensive program to further develop the WBE approach. Five California utilities participated in that program, again at their own expense, voluntarily collecting wastewater samples three times a week, analyzing samples according to protocol, submitting data to the Center for Disease Control's National Wastewater Surveillance System (NWSS), and participating in monthly California NWSS Workgroup coordination

# DRAFT

meetings for the state's pilot wastewater surveillance program. Originally a six-month project, these five utilities continue to participate in the program and make their data available to the public.

7. Utilities that were early trendsetters in implementing wastewater-based epidemiology prior to the formal development of State and Federal programs and who have maintained sampling for more than a year:

- East Bay Municipal Utilities District
- Orange County Sanitation District
- Los Angeles County Sanitation Districts
- Los Angeles City Sanitation and Environment
- City of San Diego Public Utilities
- San Francisco Public Utilities Commission
- City of Gilroy
- City of Davis
- Silicon Valley Clean Water
- City of Palo Alto Regional Water Quality Control Plant
- San Jose-Santa Clara Regional Wastewater Facility
- Sacramento Regional County Sanitation District
- City of Sunnyvale
- City of San Bernardino Water Reclamation Facility
- Sanitary District No.5 of Marin County
- Central Marin Sanitation Agency
- Las Gallinas Valley Sanitary District
- Sausalito-Marín City Sanitary District
- Sewerage Agency of Southern Marin
- Novato Sanitary District
- Central Contra Costa Sanitary District
- Delta Diablo Sanitary District
- West County Water District
- City of Yountville
- City of American Canyon
- Union Sanitary District
- City of Vacaville
- Lake County Sanitation District
- South Orange County Wastewater Authority
- Oro Loma Sanitary District
- Las Virgenes Municipal Water District
- Mariposa Public Utility District

# DRAFT

8. Utilities that participated in the Center for Disease Control's National Wastewater Surveillance System program in cooperation with the State Water Quality Control Boards:

- Los Angeles County Sanitation Districts
- Los Angeles Sanitation and Environment
- City of San Diego Public Utilities
- Orange County Sanitation District
- San Francisco Public Utilities Commission

9. Utilities that participated in the US Health and Human Services national monitoring pilot program:

- East Bay Municipal Utilities District
- Orange County Sanitation District
- Los Angeles County Sanitation Districts
- Los Angeles City Sanitation and Environment
- City of San Diego Public Utilities
- San Francisco Public Utilities Commission
- Sacramento Regional Wastewater Treatment Plant
- Central Contra Costa Sanitary District
- Encina Water Pollution Control Facility
- Oxnard Wastewater Treatment Plant
- Silicon Valley Clean Water
- City of San Mateo Wastewater Treatment Plant
- Laguna Niguel Regional Treatment Plant
- City of San Luis Obispo Water Resource Recovery Facility
- Delta Diablo Sanitary District
- Las Virgenes Municipal Water District
- Carmel Area Wastewater District
- City of Eureka
- City of Fresno
- Valley Sanitary District
- City of Lincoln Wastewater Plant
- City of Lompoc WWTP
- City of Oxnard
- City of Paso Robles
- City of Redlands
- San Elijo JPA
- City of Santa Barbara
- City of Santa Cruz
- City of Santa Rosa
- City of Watsonville WWTF
- City of San Bernardino Municipal Water Department
- Sewer Authority Mid-Coastside

# **D R A F T**

THEREFORE BE IT RESOLVED THAT:

The State Water Resources Control Board formally recognizes and extends its profound appreciation for the voluntary efforts and expenditures the aforementioned utilities have contributed to the development and implementation of wastewater monitoring to inform responses to the COVID-19 pandemic to protect the health of Californians.

## **CERTIFICATION**

The undersigned Clerk to the Board does hereby certify that the foregoing is a full, true, and correct copy of a resolution duly and regularly adopted at a meeting of the State Water Resources Control Board held on November 16, 2021.

---

Jeanine Townsend  
Clerk to the Board



**CALIFORNIA WATER QUALITY MONITORING COUNCIL  
RESOLUTION NO. 2021-0001**

**WASTEWATER-BASED SURVEILLANCE OF COVID-19**

**WHEREAS:**

1. The World Health Organization declared COVID-19 a world health emergency in January 2020, followed shortly thereafter by the United States declaring a public health emergency.
2. Public health officials need accurate and timely information on the spread, movement, and control of the COVID-19 virus.
3. California's research and wastewater utilities quickly demonstrated international leadership in advancing a new approach to prevalence assessment: Wastewater-based epidemiology (WBE) to quantify trends in COVID-19. WBE complements clinical testing and can detect the virus shed by both symptomatic and asymptomatic individuals. WBE also yields information several days and almost two weeks sooner than it takes to collate individual testing and hospitalization records, respectively.
4. California's utilities undertook these efforts at their own expense, partnering with research institutions such as Stanford University, the University of California (UC) at Berkeley, UC Davis, UC San Diego, University of Arizona, Loma Linda University, University of Southern California, the Water Research Foundation, and the Southern California Coastal Water Research Project Authority to implement those efforts. Several utilities initiated these efforts as early as March 2020, with continual participation for the last 18 months. Those early efforts established sampling and analysis protocols subsequently adopted by others and demonstrated to the world that WBE is a valuable tool to inform COVID-19 public health response.
5. The US Department of Health and Human Services subsequently partnered with utilities in two phases of pilot studies to study the logistics of implementing WBE nationally. Eleven California utilities participated in Phase 1 and 25 utilities participated in Phase 2.
6. The California Department of Public Health and the State Water Resources Control Board entered into a formal partnership with the Centers for Disease Control and Prevention in December 2020 in a comprehensive program to further develop the WBE approach. Five California utilities participated in that program, again at their own expense, voluntarily collecting wastewater samples three times a week, analyzing samples according to protocol, submitting data to the Center for Disease Control's National Wastewater Surveillance System (NWSS), and participating in monthly California NWSS Workgroup coordination meetings for the state's pilot wastewater surveillance program. Originally a six-month project, these five utilities continue to participate in the program and make their data available to the public.



7. The California Water Quality Monitoring Council (Council) was formed by CA Senate Bill 1070 (Kehoe, 2006) and is mandated under California Water Code Section 13181 to enhance the effectiveness of California's water quality monitoring systems, with Council members appointed by the Secretaries of CalEPA and Department of Natural Resources. The Council worked with utilities to help enhance the sampling and analysis protocols for WBE and was impressed by the commitment of California's wastewater utility community to help inform management of this public health crisis.

NOW THEREFORE BE IT RESOLVED THAT:

The California Water Quality Monitoring Council (Council) formally recognizes and extends its profound appreciation for the efforts of the utilities below to develop and implement wastewater monitoring that informs responses to the COVID-19 pandemic and protects the health of Californians.

Utilities that were early trendsetters in implementing wastewater-based epidemiology prior to the formal development of State and Federal programs and who have maintained sampling for more than a year:

- East Bay Municipal Utilities District
- Orange County Sanitation District
- Los Angeles County Sanitation Districts
- Los Angeles City Sanitation and Environment
- City of San Diego Public Utilities
- San Francisco Public Utilities Commission
- City of Gilroy
- City of Davis
- Silicon Valley Clean Water
- City of Palo Alto Regional Water Quality Control Plant
- San Jose-Santa Clara Regional Wastewater Facility
- Sacramento Regional County Sanitation District
- City of Sunnyvale
- City of San Bernardino Water Reclamation Facility
- Sanitary District No.5 of Marin County
- Central Marin Sanitation Agency
- Las Gallinas Valley Sanitary District
- Sausalito-Marín City Sanitary District
- Sewerage Agency of Southern Marin
- Novato Sanitary District
- Central Contra Costa Sanitary District
- Delta Diablo Sanitary District
- West County Water District
- City of Yountville
- City of American Canyon
- Union Sanitary District

- City of Vacaville
- Lake County Sanitation District
- South Orange County Wastewater Authority
- Oro Loma Sanitary District
- Las Virgenes Municipal Water District
- Mariposa Public Utility District

Utilities that participated in the Center for Disease Control's National Wastewater Surveillance System program in cooperation with the State Water Quality Control Boards:

- Los Angeles County Sanitation Districts
- Los Angeles Sanitation and Environment
- City of San Diego Public Utilities
- Orange County Sanitation District
- San Francisco Public Utilities Commission

Utilities that participated in the US Health and Human Services national monitoring pilot program:

- East Bay Municipal Utilities District
- Orange County Sanitation District
- Los Angeles County Sanitation Districts
- Los Angeles City Sanitation and Environment
- City of San Diego Public Utilities
- San Francisco Public Utilities Commission
- Sacramento Regional Wastewater Treatment Plant
- Central Contra Costa Sanitary District
- Encina Water Pollution Control Facility
- Oxnard Wastewater Treatment Plant
- Silicon Valley Clean Water
- City of San Mateo Wastewater Treatment Plant
- Laguna Niguel Regional Treatment Plant
- City of San Luis Obispo Water Resource Recovery Facility
- Delta Diablo
- Las Virgenes Municipal Water District
- Carmel Area Wastewater District
- City of Eureka
- City of Fresno
- Valley Sanitary District
- City of Lincoln Wastewater Plant
- City of Lompoc WWTP
- City of Oxnard
- City of Paso Robles
- City of Redlands
- San Elijo JPA
- City of Santa Barbara
- City of Santa Cruz
- City of Santa Rosa

- City of Watsonville WWTF
- City of San Bernardino Municipal Water Department
- Sewer Authority Mid-Coastside

### CERTIFICATION

The undersigned Co-Chairs of the Council do hereby certify that the foregoing is a full, true, and correct copy of a resolution duly and regularly adopted at a meeting of the California Water Quality Monitoring Council held on November 10, 2021.

---

Karen Mogus  
Co-Chair representing CalEPA

---

Mark Gold  
Co-Chair representing CNRA