

**NOTICE AND AGENDA
Regular Board Meeting
at Sanitary District No. 5 of Marin County Meeting Room
2001 Paradise Drive, Tiburon, CA 94920
Thursday, October 17, 2019**

5:00 P.M. REGULAR BOARD MEETING

CALL TO ORDER

ROLL CALL

PUBLIC COMMENTS: The public is invited to address the Board on items that do not appear on the agenda and that are within the subject matter jurisdiction of the Board. The Brown Act does not allow the Board to take action on any public comment. Please limit public comments to no more than three minutes.

DIRECTORS' COMMENTS AND/OR AGENDA REQUESTS

CONSENT CALENDAR:

1. Approval of September 19, 2019, Regular Board Meeting Minutes (Dohrmann)
2. Review and Receive all Electronic Fund Transfers (EFT) and Approve Warrants for September 13 through October 10, 2019; JP Morgan Chase Bank Check No. 7129 through Check No. 7178, all transactions totaling in the amount of \$752,444.29; and Review and Receive September 2019 Payroll, in the amount of \$96,400.68 (Dohrmann)
3. Receipt of Financial Reports for September 2019 (Dohrmann)

MANAGEMENT REPORTS:

4. District Management Summary Report (Rubio)

NEW BUSINESS:

5. Review & Discuss Correspondence from 44 Lyford Home Owners' Association for Clarification of Ordinance No. 2014-02, Specifically Addressing Shared Sewer Lateral Repair Requirements as Listed in Letter dated October 1, 2019 (Rubio) – Action
6. Early Pay-Off Options re 2013 Main Plant Rehabilitation (MPR) Bond Payment Schedule (Rubio) – Action

7. Review and Approve Resolution No. 2019-10: A Resolution Ratifying Use of Approximately \$120,889, from Capital Reserve Funds for Payment of CalPERS' Fresh Start & Asset Offsets, Assumption & Method Changes, and Unfunded Accrued Asset & Non-Asset Balances for Classic Members' Unfunded Liability (Rubio) - Action
8. Review and Approve Resolution No. 2019-11: A Resolution Ratifying Use of Approximately \$10,888, from Capital Reserve Funds for Payment of CalPERS' Asset Offsets, Assumption & Method Changes, and Unfunded Accrued Asset & Non-Asset Balances for PEPRA Members' Unfunded Liability (Rubio) – Action
9. Further Review & Consideration re Belvedere-Tiburon Library's Request for Waiver of Fees (Rubio) – Action

UNFINISHED BUSINESS:

COMMITTEE REPORTS:

10. Capital Improvement Program Committee (Lasky/Moody)
11. Governance Committee (Snyder/Lasky)
12. Finance & Fiscal Oversight Committee (Benediktsson/Carapiet)
13. Personnel Committee (Moody/Snyder)

OTHER BUSINESS:

ENVIRONMENTAL:

CORRESPONDENCE:

INFORMATIONAL ITEMS:

ADJOURNMENT

The Board will be asked to adjourn the meeting to a Regular Board Meeting on November 21, 2019, at 5:00 p.m. at the Main Plant of Sanitary District No. 5 of Marin County, located at 2001 Paradise Drive, Tiburon, California.

The Board of Directors may, at its discretion, consider agenda items out of the order in which they appear above.

Accessible public meetings: Upon request, the District will provide written agenda materials in appropriate alternate formats, or disability-related modification or accommodation, including auxiliary aids or services to enable individual with disabilities to participate in public meetings. Requests are to be submitted in writing to the District at P.O. Box 227, Tiburon, CA 94920 or rdohrmann@sani5.org at least two days prior to the meeting.

Tod Moody, President
John Carapiet, Vice President
Michael Lasky, Secretary

Catharine Benediktsson, Director
Richard Snyder, Director

**Minutes of a Regular Board Meeting
at Sanitary District No. 5 of Marin County Meeting Room
2001 Paradise Drive, Tiburon, CA 94920
Thursday, September 19, 2019**

5:00 P.M. REGULAR BOARD MEETING

CALL TO ORDER by President Tod Moody at 5:00 P.M.

ROLL CALL

Directors present: Tod Moody, President
John Carapiet, Vice President
Michael Lasky, Secretary
Catharine Benediktsson, Director
(C. Benediktsson excused 5:15p.m. – 5:24p.m.)

Directors not present: Richard Snyder, Director

Staff present: Tony Rubio, District Manager
Robin Dohrmann, Office Manager

Consultants present: Benjamin Stock, Burke, Williams, Sorensen, LLP

Others present: Mr. Bill Smith, Chairman of the
Belvedere-Tiburon Library

PUBLIC COMMENTS: The public is invited to address the Board on items that do not appear on the agenda and that are within the subject matter jurisdiction of the Board. The Brown Act does not allow the Board to take action on any public comment. Please limit public comments to no more than three minutes.

Bill Smith, on behalf of the Belvedere-Tiburon Library, provided a copy of the Town of Tiburon's Minutes from December 3rd, 2014, reviewing the Mutual Waiver and Cooperation Agreement, Between the Town of Tiburon and Marin Sanitary District No.5 of Marin County.

DIRECTORS' COMMENTS AND/OR AGENDA REQUESTS

There were no Director's comments or Agenda requests at this time.

CONSENT CALENDAR:

1. Approval of September 15, 2019, Regular Board Meeting Minutes (Dohrmann)

(CONSENT CALENDAR Cont'd)

2. Review and Receive all Electronic Fund Transfers (EFT) and Approve Warrants for August 9 through September 12, 2019; JP Morgan Chase Bank Check No. 7077 through Check No. 7128, all transactions totaling in the amount of \$1,294,041.62; and Review and Receive August 2019 Payroll, in the amount of \$95,155.25 (Dohrmann)
3. Receipt of Financial Reports for August 2019 (Dohrmann)

Discussion by the Board. Motion (Benediktsson/Lasky) to approve Items No. 1 through No. 3 on the Consent Calendar. Passed 4-0-0-1.

President Moody moved Item No. 12 for consideration, as described on the agenda, to this time (5:02 p.m.).

12. Review & Further Consider Correspondence from Belvedere-Tiburon Library Requesting Waiver of Fees (Rubio) – Action

Discussion by the Board. Motion (Lasky/Moody) to not reconsider prior motion (passed at August 2019 Regular Board Meeting). Passed 3-0-0-2.

Additional discussion by the Board. Motion (Lasky/Carapiet) to rescind the current motion not reconsider the prior motion (passed at August 2019 Regular Board Meeting) and wait for Director Benediktsson to return to the meeting for a vote recount. Passed 2-0-1-2.

Discussion by the Board. Motion (Lasky/Carapiet) to wait for the full Board of Directors (at the October 2019 Regular Board Meeting) to take another vote for reconsideration of the Belvedere-Tiburon Library's Request for Waiver of SD5 Connection Fees. Passed 4-0-0-1.

President Moody returned to Item No. 4 for consideration, as described on the agenda, to this time (5:32 p.m.).

MANAGEMENT REPORTS:

4. District Management Summary Report (Rubio)

District Manager, Tony Rubio, presented a written and verbal report on current District issues, responding to questions from the Board. Discussion by the Board.

NEW BUSINESS:

5. Review and Approve Resolution No. 2019-08: A Resolution Approving the Form and Authorizing the Execution of California Sanitation Risk Management Authority's (CSRMA) Memorandum of Understanding and Authorizing Participation in the Special District Risk Management Authority's Health Benefits Program (Rubio) – Action

Discussion by the Board. Motion (Benediktsson/Carapiet) to Approve Resolution No. 2019-08: A Resolution Approving the Form and Authorizing the Execution of California Sanitation Risk Management Authority's (CSRMA) Memorandum of Understanding and Authorizing Participation in the Special District Risk Management Authority's Health Benefits Program. Passed 4-0-0-1.

6. Review and Approve Resolution 2019-09: A Resolution Accepting SD5's Sewer Portion of the Town of Tiburon's Contract Award with Hillside Drilling, Inc., for the Vistazo West Washout Repair Project (Rubio) – Action

Discussion by the Board. Motion (Benediktsson/Carapiet) to Approve Resolution 2019-09: A Resolution Accepting SD5's Sewer Portion of the Town of Tiburon's Contract Award with Hillside Drilling, Inc., for the Vistazo West Washout Repair Project. Passed 4-0-0-1.

7. Review and Approve 2019 Sewer Rehab Project – Tiburon & Belvedere, Change Orders #1 & #2 (Rubio) – Action

Discussion by the Board. Motion (Benediktsson/Lasky) to Approve 2019 Sewer Rehab Project – Tiburon & Belvedere, Change Orders #1 & #2. Passed 4-0-0-1.

8. Review & Consider Combination Vacuum Truck Quotes and Authorize District Manager to Issue a Purchase Order for Purchase of 3.5-Yard Combination Vacuum Truck (Rubio) – Action

Discussion by the Board. Motion (Carapiet/Benediktsson) to Authorize District Manager to Issue a Purchase Order for Purchase of an Owen 3.5-Yard Combination Vacuum Truck. Passed 4-0-0-1.

9. Review & Approve Main Plant Rehabilitation (MPR) Project Bond Payment, Not to Exceed Six-Hundred-Thirty-Seven, Six-Hundred Seventy-Five Dollars (\$637,675.00), to Bank of New York Mellon Trust Co. (Rubio) – Action

Discussion by the Board. Motion (Carapiet/Benediktsson) to Approve Main Plant Rehabilitation (MPR) Project Bond Payment, Not to Exceed Six-Hundred-Thirty-Seven, Six-Hundred Seventy-Five Dollars (\$637,675.00), to Bank of New York Mellon Trust Co.. Passed 4-0-0-1.

10. Review & Approve Perotti & Carrade CPA's Engagement Letter for Audit & Other Professional Services re FY18-19 through FY19-20 (Rubio) – Action

Discussion by the Board. Motion (Benediktsson/Carapiet) to Approve Perotti & Carrade CPA's Engagement Letter for Audit & Other Professional Services re FY18-19 through FY19-20. Passed 4-0-0-1.

11. Review CalPERS' Actuarial Valuation Reports, Measurement Date as of 6.30.18, and Approve Payments for Unfunded Accrued Liability: Not to Exceed One Hundred Twenty Thousand, Eight Hundred Eighty-Nine Dollars (\$120,889.00) for Classic Members; and Ten Thousand, Eight Hundred Eighty-Eight Dollars (\$10,888.00) for PEPRA Members (Rubio) – Action

Discussion by the Board. Motion (Carapiet/Lasky) to Approve Payments for Unfunded Accrued Liability: Not to Exceed One Hundred Twenty Thousand, Eight Hundred Eighty-Nine Dollars (\$120,889.00) for Classic Members; and Ten Thousand, Eight Hundred Eighty-Eight Dollars (\$10,888.00) for PEPRA Members. Passed 3-1-0-1.

UNFINISHED BUSINESS: None

COMMITTEE REPORTS:

- 13. Capital Improvement Program Committee (Lasky/Moody) – CIP Action Log & brief verbal report provided
- 14. Governance Committee (Snyder/Lasky) – None
- 15. Finance & Fiscal Oversight Committee (Benediktsson/Carapiet) – Brief verbal report provided
- 16. Personnel Committee (Moody/Snyder) – None

OTHER BUSINESS: None

ENVIRONMENTAL: None

CORRESPONDENCE: None

INFORMATIONAL ITEMS: None

ADJOURNMENT

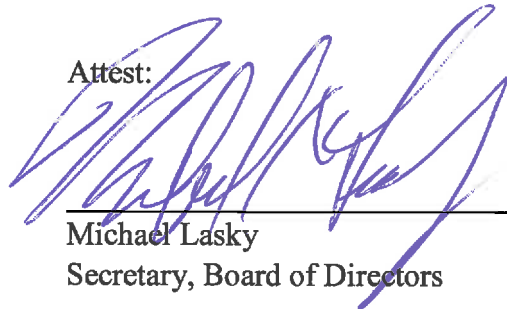
The Board adjourned at 6:12 p.m. to a Regular Board Meeting on October 17, 2019, at 5:00 p.m. at the Main Plant of Sanitary District No. 5 of Marin County, located at 2001 Paradise Drive, Tiburon, California.

Approved:



Tod Moody
President, Board of Directors

Attest:



Michael Lasky
Secretary, Board of Directors

Sanitary Distr. No.5 of Marin Co.

Item #2

10/08/19

Warrant List Summary

September 13 through October 10, 2019

Date	Num	Name	Memo	Amount
JP Morgan Chase - Primary 7399				
10/01/19	EFT	CalPERS	EFT Health Premium, Oct '19, Cust #4163206459	-14,699.45
10/01/19	EFT	PERS	EFT PERS Retirement, Sept '19	-15,847.20
09/23/19	WIRE	PERS	CalPERS Unfunded Accrued Liability (UAL) Lump Sum Payment for SD5 F...	-10,888.00
09/23/19	WIRE	PERS	CalPERS Unfunded Accrued Liability (UAL) Lump Sum Payment for SD5 F...	-120,889.00
09/19/19	7132	Comcast Business	Acct# 8155 30 011 0149465, Bus. Voice, Internet & Cable, Sept - Oct '19	-508.98
09/19/19	7133	Mill Valley Refuse Service, Inc.	Acct #032945, Garbage Service + 1 yd rental, Sept '19	-234.60
09/19/19	7134	Staples, Inc.	Acct #60111000714, Office Supplies, Aug '19	-62.64
09/19/19	7135	Verizon Wireless	Acct #0342125502-00001: iPhones, Aug - Sept '19	-388.25
10/10/19	7136	Access Answering Service	Acct #4080C, Answering Service, Oct '19	-60.00
10/10/19	7137	Alhambra	Acct #547945611762129, Water, Aug-Sept '19	-210.83
10/10/19	7138	AT&T	Acct #960732-76375559, Sept - Oct '19	-767.45
10/10/19	7139	Banshee Networks, Inc.	Computer/IT Support, Jul '19	-2,625.27
10/10/19	7140	Bay Alarm	Acct #274428, Nov - Dec '19	-258.00
10/10/19	7141	Brelje and Race Laboratories, Inc.	M.P./P.C. Plant Samples, Aug '19	-1,260.00
10/10/19	7142	Burke, Williams & Sorensen, LLP	Legal Advice, Aug '19	-976.50
10/10/19	7143	California Motor Controls Corp.	BPS & TPS Control Panel Upgrades, Aug '19	-19,452.53
10/10/19	7144	California State Disbursement Unit	CSE Case# 200000002184580; Court Case# SFL 81271, Sept-Oct '19 (FY...	-600.00
10/10/19	7145	Caltest Analytical Laboratory	M.P./P.C. Lab Sampling, Sept '19	-4,503.55
10/10/19	7146	Caltronics Business Systems, Inc.	Acct #SD15, Multi-purpose Copier Contract Fee, Sept '19	-170.94
10/10/19	7147	Code Publishing, Inc.	Project#:329170, Final Billing, Sept '19	-5,712.50
10/10/19	7148	CWEA	S Driscoll #34976I & R Cottrell #58912I, Oct '18 (AJE FY20-21)	-286.00
10/10/19	7149	DKF Solutions Group, LLC	My Safety Officer Monthly Subscription, Oct '19	-350.00
10/10/19	7150	Glosage Engineering, Inc.	2019 Sewer Rehab Project, Belv, Progress Pymnt #2, Sept '19	-429,879.99
10/10/19	7151	Goodman Building Supply Co.	Acct #20070, P&L, M.P. Maint & Lab Supplies, Sept '19	-174.85
10/10/19	7152	Jackson's Hardware, Inc.	Acct #7601, Safetywear/PPE, Sept '19	-495.91
10/10/19	7153	Ken Grady Company, Inc.	M.P. & SASM Lab Supplies, Sept '19	-12,137.31
10/10/19	7154	Linscott Engineering Contractors Inc.	M.P. P&L, Sept '19	-4,152.08
10/10/19	7155	Maltby Electric Supply Co., Inc.	Cust No.15953, BPS P&L, Sept '19	-510.48
10/10/19	7156	Marin Resource Recovery Center	Cust #02-1527 0, M.P. Disposal, Sept '19	-80.00
10/10/19	7157	Medical Center of Marin, ES A/R	Acct #:SDN5_B1, Swett Vacc. (#3), Aug '19	-116.00
10/10/19	7158	Nute Engineering Corp.	Consulting & Engr. Svcs., Aug '19	-6,826.00
10/10/19	7159	Ongaro & Sons, Inc.	Client #1082, M.P. P&L Maint, Sept '19	-3,938.38
10/10/19	7160	Pac Machine Co., Inc.	M.P. Parts & Svc, Sept '19	-3,116.36
10/10/19	7161	Pacific Gas & Electric	Acct #2908031411-4, Utilities, Aug - Sept '19	-21,789.36
10/10/19	7162	Perotti & Carrade	Client #1901 - Field Audit Services, Oct '19	-10,000.00
10/10/19	7163	Peterson	Cust #:5656305, M.P. Generator Troubleshooting + Rental, Aug - Sept '19	-34,766.72
10/10/19	7164	R & S Service	SD5 Truck Maint., Sept '19	-411.98
10/10/19	7165	Roy's Sewer Service, Inc.	Belv P&L, Aug' 19	-950.00
10/10/19	7166	Special District Risk Management Authorit	Member #7665, Life, Vision, DDS & LTD Ins., Oct '19	-1,499.31
10/10/19	7167	Telstar Instrument, Inc.	Cust #SANDI, BPS Comm Panel Parts, Sept '19	-1,505.00
10/10/19	7169	Univar	Cust ID #STDT001, Chemicals, Sept '19	-9,866.53
10/10/19	7170	U.S. Bank	Acct#:4246-0441-0158-3635, Aug - Sept '19	-847.85
10/10/19	7171	USA BlueBook	Cust #933682, Lab Supplies, Sept '19	-3,030.95
10/10/19	7172	Waste Management of Redwood Landfill	Acct #507-0000190-1507-2, Sludge Disposal, Sept '19	-2,279.20
10/10/19	7173	Water Components & Building Supply	Acct #454, Tib P&L, Sept '19	-46.96
10/10/19	7174	WorkSmart Automation, Inc.	SCADA System Maintenance, Sept '19	-1,828.75
10/10/19	7175	Alvarez, Joel	Reimb. for PPE/Safetywear + Boot Allowance, Sept '19	-460.26
10/10/19	7176	Triola, Joseph	Reimb. for M.P., Electrical Supplies + Standby Mi, Sept '19	-447.17
10/10/19	7177	La Torre, Daniel P.	Reimb. for Standby Mi, Sept '19 (FY18-19 AJE)	-452.40
10/10/19	7178	Rosser, John	Reimb. for PPE/Safetywear, Sept '19	-82.80
Total JP Morgan Chase - Primary 7399				-752,444.29
TOTAL				-752,444.29

Sanitary Distr. No.5 of Marin Co.

Warrant List Detail

September 13 through October 10, 2019

10/08/19

Date	Num	Name	Memo	Account	Class	Paid Amount
10/01/19	EFT	CalPERS	EFT Health Premium, Oct '19, Cust #4163206459	JP Morgan Chase - Primary 7399		
			Active Employee Health Premium - Oct '19	8020.05 · Employee Health	Belvedere	-4,972.73
			Active Employee Health Premium - Oct '19	8020.05 · Employee Health	Tiburon:Paradise Cove	-334.65
			Active Employee Health Premium - Oct '19	8020.05 · Employee Health	Tiburon	-8,521.12
			Retiree Health Premium - Oct '19	8022.05 · Reitree Health	Belvedere	-293.43
			Retiree Health Premium - Oct '19	8022.05 · Reitree Health	Tiburon:Paradise Cove	-19.75
			Retiree Health Premium - Oct '19	8022.05 · Reitree Health	Tiburon	-502.82
			Active Employee Health Premium - Oct '19 - Admin Fee	8020.05 · Employee Health	Belvedere	-13.43
			Active Employee Health Premium - Oct '19 - Admin Fee	8020.05 · Employee Health	Tiburon:Paradise Cove	-0.90
			Active Employee Health Premium - Oct '19 - Admin Fee	8020.05 · Employee Health	Tiburon	-23.01
			Retiree Health Premium - Oct '19 - Admin Fee	8022.05 · Reitree Health	Belvedere	-6.33
			Retiree Health Premium - Oct '19 - Admin Fee	8022.05 · Reitree Health	Tiburon:Paradise Cove	-0.43
			Retiree Health Premium - Oct '19 - Admin Fee	8022.05 · Reitree Health	Tiburon	-10.85
TOTAL						-14,699.45
10/01/19	EFT	PERS	EFT PERS Retirement, Sept '19	JP Morgan Chase - Primary 7399		
			Retirement Sept 2019 (Classic 1600 Rate): ER @ 13.182 %; EE @ 3.0%	8019.05 · PERS Retirement	Belvedere	-4,250.45
			Retirement Sept 2019 (Classic 1600 Rate)	8019.05 · PERS Retirement	Tiburon:Paradise Cove	-286.04
			Retirement Sept 2019 (Classic 1600 Rate)	8019.05 · PERS Retirement	Tiburon	-7,283.44
			Retirement Sept 2019 (PEPRA Rates: ER @ 6.985%; EE @ 6.75%)	8019.05 · PERS Retirement	Belvedere	-1,448.21
			Retirement Sept 2019 (PEPRA Rate)	8019.05 · PERS Retirement	Tiburon:Paradise Cove	-97.46
			Retirement Sept 2019 (PEPRA Rate)	8019.05 · PERS Retirement	Tiburon	-2,481.60
TOTAL						-15,847.20
09/23/19	WIRE	PERS	CalPERS Unfunded Accrued Liability (UAL) Lump Sum Payment for SD5 ...	JP Morgan Chase - Primary 7399		
			CalPERS Unfunded Accrued Liability (UAL) Lump Sum Payment for SD5 FY1...	8019.08 · PERS Retirement - CalPERS ...	Belvedere	-3,878.85
			CalPERS Unfunded Accrued Liability (UAL) Lump Sum Payment for SD5 FY1...	8019.08 · PERS Retirement - CalPERS ...	Tiburon	-7,009.15
TOTAL						-10,888.00
09/23/19	WIRE	PERS	CalPERS Unfunded Accrued Liability (UAL) Lump Sum Payment for SD5 ...	JP Morgan Chase - Primary 7399		
			CalPERS Unfunded Accrued Liability (UAL) Lump Sum Payment for SD5 FY1...	8019.08 · PERS Retirement - CalPERS ...	Belvedere	-43,066.71
			CalPERS Unfunded Accrued Liability (UAL) Lump Sum Payment for SD5 FY1...	8019.08 · PERS Retirement - CalPERS ...	Tiburon	-77,822.29
TOTAL						-120,889.00
09/19/19	7132	Comcast Business	Acct# 8155 30 011 0149465, Bus. Voice, Internet & Cable, Sept - Oct '19	JP Morgan Chase - Primary 7399		
			Bundle: Cable (\$89.55), 9.12.19 - 10.11.19	8510 · Data/Alarms/IT Supp & Licensing	Belvedere	-32.20
			Bundle: Cable (\$89.55), 9.12.19 - 10.11.19	8510 · Data/Alarms/IT Supp & Licensing	Tiburon:Paradise Cove	-2.17
			Bundle: Cable (\$89.55), 9.12.19 - 10.11.19	8510 · Data/Alarms/IT Supp & Licensing	Tiburon	-55.18
			Bundle: Internet (\$121.65), 9.12.19 - 10.11.19	8510 · Data/Alarms/IT Supp & Licensing	Belvedere	-45.71
			Bundle: Internet (\$121.65), 9.12.19 - 10.11.19	8510 · Data/Alarms/IT Supp & Licensing	Tiburon:Paradise Cove	-3.08
			Bundle: Internet (\$121.65), 9.12.19 - 10.11.19	8510 · Data/Alarms/IT Supp & Licensing	Tiburon	-78.33
			Bundle: Land Line Phones (\$269.87), 9.12.19 - 10.11.19	8531 · Main Plant Telephones	Belvedere	-101.42
			Bundle: Land Line Phones (\$253.45), 9.12.19 - 10.11.19	8532 · Paradise Cove Telephones	Tiburon:Paradise Cove	-6.83
			Bundle: Land Line Phones (\$253.45), 9.12.19 - 10.11.19	8531 · Main Plant Telephones	Tiburon	-173.78
			Bundle: Taxes & Fees (\$10.03/2), 9.12.19 - 10.11.19	8510 · Data/Alarms/IT Supp & Licensing	Belvedere	-1.85

Sanitary Distr. No.5 of Marin Co.

Warrant List Detail

September 13 through October 10, 2019

10/08/19

Date	Num	Name	Memo	Account	Class	Paid Amount
			Bundle: Taxes & Fees (\$10.03/2), 9.12.19 - 10.11.19	8510 · Data/Alarms/IT Supp & Licensing	Tiburon:Paradise Cove	-0.12
			Bundle: Taxes & Fees (\$10.03/2), 9.12.19 - 10.11.19	8510 · Data/Alarms/IT Supp & Licensing	Tiburon	-3.17
			Bundle: Taxes & Fees (\$10.03/2), 9.12.19 - 10.11.19	8531 · Main Plant Telephones	Belvedere	-1.85
			Bundle: Taxes & Fees (\$10.03/2), 9.12.19 - 10.11.19	8532 · Paradise Cove Telephones	Tiburon:Paradise Cove	-0.12
			Bundle: Taxes & Fees (\$10.03/2), 9.12.19 - 10.11.19	8531 · Main Plant Telephones	Tiburon	-3.17
TOTAL						-508.98
09/19/19	7133	Mill Valley Refuse Service, Inc.	Acct #032945, Garbage Service + 1 yd rental, Sept '19	JP Morgan Chase - Primary 7399		
			Garbage Service, Including 1 yd trash + 1 yd cardboard rental, 9.1.19 - 9.31.19	7023 · Janitorial Supplies & Service	Belvedere	-86.45
			Garbage Service, Including 1 yd trash + 1 yd cardboard rental, 9.1.19 - 9.31.19	7023 · Janitorial Supplies & Service	Tiburon	-148.15
TOTAL						-234.60
09/19/19	7134	Staples, Inc.	Acct #60111000714, Office Supplies, Aug '19	JP Morgan Chase - Primary 7399		
			Inv #232795751, #2331867591, Annual Archiving Supplies, 8.9.19, 8.14.19	6047 · Office Supplies	Belvedere	-22.53
			Inv #232795751, #2331867591, Annual Archiving Supplies, 8.9.19, 8.14.19	6047 · Office Supplies	Tiburon:Paradise Cove	-1.52
			Inv #232795751, #2331867591, Annual Archiving Supplies, 8.9.19, 8.14.19	6047 · Office Supplies	Tiburon	-38.59
TOTAL						-62.64
09/19/19	7135	Verizon Wireless	Acct #0342125502-00001: iPhones, Aug - Sept '19	JP Morgan Chase - Primary 7399		
			Inv #9837626726: Equipment charges(w/ data plan \$55.41), 9.9.18 - 10.8.19	8531 · Main Plant Telephones	Belvedere	-19.93
			Inv #9837626726: Equipment charges(w/ data plan \$55.41), 9.9.18 - 10.8.19	8532 · Paradise Cove Telephones	Tiburon:Paradise Cove	-1.34
			Inv #9837626726: Equipment charges(w/ data plan \$55.41), 9.9.18 - 10.8.19	8531 · Main Plant Telephones	Tiburon	-34.14
			Inv #9837626726: Monthly Charges	8531 · Main Plant Telephones	Belvedere	-109.17
			Inv #9837626726: Monthly Charges	8532 · Paradise Cove Telephones	Tiburon:Paradise Cove	-7.35
			Inv #9837626726: Monthly Charges	8531 · Main Plant Telephones	Tiburon	-187.08
			Inv #9837626726: Taxes, Gov't Surcharges & Fees	8531 · Main Plant Telephones	Belvedere	-10.51
			Inv #9837626726: Taxes, Gov't Surcharges & Fees	8532 · Paradise Cove Telephones	Tiburon:Paradise Cove	-0.71
			Inv #9837626726: Taxes, Gov't Surcharges & Fees	8531 · Main Plant Telephones	Tiburon	-18.02
TOTAL						-388.25
10/10/19	7136	Access Answering Service	Acct #4080C, Answering Service, Oct '19	JP Morgan Chase - Primary 7399		
			Inv #21100, Answering Service, October '19 - SSO & Alarm Notifications	8510 · Data/Alarms/IT Supp & Licensing	Belvedere	-21.58
			Inv #21099, Answering Service, October '19 - SSO & Alarm Notifications	8510 · Data/Alarms/IT Supp & Licensing	Tiburon:Paradise Cove	-1.45
			Inv #21099, Answering Service, October '19 - SSO & Alarm Notifications	8510 · Data/Alarms/IT Supp & Licensing	Tiburon	-36.97
TOTAL						-60.00
10/10/19	7137	Alhambra	Acct #547945611762129, Water, Aug-Sept '19	JP Morgan Chase - Primary 7399		
			Inv #12012314 092019 Water, 8.22.19 - 9.18.19	7023 · Janitorial Supplies & Service	Belvedere	-75.81
			Inv #12012314 092019 Water, 8.22.19 - 9.18.19	7042 · Paradise Supplies & Chemicals	Tiburon:Paradise Cove	-5.10
			Inv #12012314 092019 Water, 8.22.19 - 9.18.19	7023 · Janitorial Supplies & Service	Tiburon	-129.92
TOTAL						-210.83

Sanitary Distr. No.5 of Marin Co.

Warrant List Detail

September 13 through October 10, 2019

10/08/19

Date	Num	Name	Memo	Account	Class	Paid Amount
10/10/19	7138	AT&T	Acct #960732-76375559, Sept - Oct '19	JP Morgan Chase - Primary 7399		
			PC Plant Telephones, 9.28.19 - 10.27.19	8532 · Paradise Cove Telephones	Tiburon:Paradise Cove	-288.65
			PC Pumps & Lines Telephones, 9.28.19 - 10.27.19	8533 · Pumps & Lines Telephones	Tiburon:Paradise Cove	-173.48
			Tib Pumps & Lines Telephones, 9.28.19 - 10.27.19	8533 · Pumps & Lines Telephones	Tiburon	-305.32
TOTAL						-767.45
10/10/19	7139	Banshee Networks, Inc.	Computer/IT Support, Jul '19	JP Morgan Chase - Primary 7399		
			Inv #13979 Monthly System back-ups, Maint. & Troubleshooting+ Purchase ...	8510 · Data/Alarms/IT Supp & Licensing	Belvedere	-944.05
			Inv #13979 Monthly System back-ups, Maint. & Troubleshooting+ Purchase ...	8510 · Data/Alarms/IT Supp & Licensing	Tiburon:Paradise Cove	-63.53
			Inv #13979 Monthly System back-ups, Maint. & Troubleshooting+ Purchase ...	8510 · Data/Alarms/IT Supp & Licensing	Tiburon	-1,617.69
TOTAL						-2,625.27
10/10/19	7140	Bay Alarm	Acct #274428, Nov - Dec '19	JP Morgan Chase - Primary 7399		
			Inv #274428190915M, Alarm Monitoring Fees - Burglar & Fire, 11.1.19 - 12.3...	8510 · Data/Alarms/IT Supp & Licensing	Belvedere	-92.78
			Inv #274428190915M, Alarm Monitoring Fees - Burglar & Fire, 11.1.19 - 12.3...	8510 · Data/Alarms/IT Supp & Licensing	Tiburon:Paradise Cove	-6.24
			Inv #274428190915M, Alarm Monitoring Fees - Burglar & Fire, 11.1.19 - 12.3...	8510 · Data/Alarms/IT Supp & Licensing	Tiburon	-158.98
TOTAL						-258.00
10/10/19	7141	Brelje and Race Laboratories, Inc.	M.P./P.C. Plant Samples, Aug '19	JP Morgan Chase - Primary 7399		
			Inv #122191, M.P. samples for August '19	7051 · Main Plant Lab Monitoring	Belvedere	-348.23
			Inv #122191, M.P. samples for August '19	7052 · Paradise Cove Monitoring	Tiburon:Paradise Cove	-315.00
			Inv #122191, M.P. samples for August '19	7051 · Main Plant Lab Monitoring	Tiburon	-596.77
TOTAL						-1,260.00
10/10/19	7142	Burke, Williams & Sorensen, LLP	Legal Advice, Aug '19	JP Morgan Chase - Primary 7399		
			Inv #245660, SD5 DCS, Aug '19	6039 · Legal	Belvedere	-203.89
			Inv #245660, SD5 DCS, Aug '19	6039 · Legal	Tiburon:Paradise Cove	-13.72
			Inv #245660, SD5 DCS, Aug '19	6039 · Legal	Tiburon	-349.39
			Inv #245660, Tib DCS, Aug '19	6039 · Legal	Tiburon	-409.50
TOTAL						-976.50
10/10/19	7143	California Motor Controls Corp.	BPS &TPS Control Panel Upgrades, Aug '19	JP Morgan Chase - Primary 7399		
			Inv #119-9541, BPS#13, BPS#14, Control Panel Upgrades, 8.21.19	9302 · PS Control Panel Upgrades	Belvedere	-6,484.18
			Inv #119-9541, TPS#1, #2, #3, #4, Control Panel Upgrades, 8.21.19	9302 · PS Control Panel Upgrades	Tiburon	-12,968.35
TOTAL						-19,452.53
10/10/19	7144	California State Disbursement Unit	CSE Case# 200000002184580; Court Case# SFL 81271, Sept-Oct '19 (FY...	JP Morgan Chase - Primary 7399		
			CSE Case# 200000002184580	8012 · Wage Garnishments	Tiburon	-600.00
TOTAL						-600.00

Sanitary Distr. No.5 of Marin Co.

Warrant List Detail

September 13 through October 10, 2019

10/08/19

Date	Num	Name	Memo	Account	Class	Paid Amount
10/10/19	7145	Caltest Analytical Laboratory	M.P./P.C. Lab Sampling, Sept '19	JP Morgan Chase - Primary 7399		
			Inv #3133, #2964, #2684, #2471, #2407, #3087, #2425, M.P. Testing, 9.3.19,...	7051 · Main Plant Lab Monitoring	Belvedere	-921.16
			Inv #2424, #2990, #6068, P.C. Testing, 9.3.19,	7052 · Paradise Cove Monitoring	Tiburon:Paradise Cove	-2,003.80
			Inv #3133, #2964, #2684, #2471, #2407, #3087, #2425, M.P. Testing, 9.3.19,...	7051 · Main Plant Lab Monitoring	Tiburon	-1,578.59
TOTAL						-4,503.55
10/10/19	7146	Caltronics Business Systems, Inc.	Acct #SD15, Multi-purpose Copier Contract Fee, Sept '19	JP Morgan Chase - Primary 7399		
			Inv #2874816, Konica Multi-purpose copier contract, 9.2.19 - 10.1.19	6047 · Office Supplies	Belvedere	-61.47
			Inv #2874816, Konica Multi-purpose copier contract, 9.2.19 - 10.1.19	6047 · Office Supplies	Tiburon:Paradise Cove	-4.14
			Inv #2874816, Konica Multi-purpose copier contract, 9.2.19 - 10.1.19	6047 · Office Supplies	Tiburon	-105.33
TOTAL						-170.94
10/10/19	7147	Code Publishing, Inc.	Project#:329170, Final Billing, Sept '19	JP Morgan Chase - Primary 7399		
			Inv #64782, Final Edits, Amendments, Indexing @ SD5 Code, 9.25.19	6017 · Consulting Fees	Belvedere	-2,054.22
			Inv #64782, Final Edits, Amendments, Indexing @ SD5 Code, 9.25.19	6017 · Consulting Fees	Tiburon:Paradise Cove	-138.24
			Inv #64782, Final Edits, Amendments, Indexing @ SD5 Code, 9.25.19	6017 · Consulting Fees	Tiburon	-3,520.04
TOTAL						-5,712.50
10/10/19	7148	CWEA	S Driscoll #34976I & R Cottrell #58912I, Oct '18 (AJE FY20-21)	JP Morgan Chase - Primary 7399		
			S Driscoll #34976I, Membership Renewal, 12.1.19 - 6.30.20	6025 · Dues & Subscriptions	Belvedere	-40.28
			S Driscoll #34976I, Membership Renewal, 12.1.19 - 6.30.19	6025 · Dues & Subscriptions	Tiburon:Paradise Cove	-2.71
			S Driscoll #34976I, Membership Renewal, 12.1.19 - 6.30.19	6025 · Dues & Subscriptions	Tiburon	-69.01
			S Driscoll #34976I, Membership Renewal, 7.1.20 - 11.30.20 (AJE FY20-21)	6025 · Dues & Subscriptions	Belvedere	-28.77
			S Driscoll #34976I, Membership Renewal, 7.1.20 - 11.30.20 (AJE FY20-21)	6025 · Dues & Subscriptions	Tiburon:Paradise Cove	-1.94
			S Driscoll #34976I, Membership Renewal, 7.1.20 - 11.30.20 (AJE FY20-21)	6025 · Dues & Subscriptions	Tiburon	-49.29
			R Cottrell #58912I, Membership Renewal, 12.1.19 - 6.30.20	6025 · Dues & Subscriptions	Belvedere	-19.72
			R Cottrell #58912I, Membership Renewal, 12.1.19 - 6.30.20	6025 · Dues & Subscriptions	Tiburon:Paradise Cove	-1.33
			R Cottrell #58912I, Membership Renewal, 12.1.19 - 6.30.20	6025 · Dues & Subscriptions	Tiburon	-33.78
			R Cottrell #58912I, Membership Renewal, 7.1.20 - 11.30.20 (AJE FY20-21)	6025 · Dues & Subscriptions	Belvedere	-14.09
			R Cottrell #58912I, Membership Renewal, 7.1.20 - 11.30.20 (AJE FY20-21)	6025 · Dues & Subscriptions	Tiburon:Paradise Cove	-0.95
			R Cottrell #58912I, Membership Renewal, 7.1.20 - 11.30.20 (AJE FY20-21)	6025 · Dues & Subscriptions	Tiburon	-24.13
TOTAL						-286.00
10/10/19	7149	DKF Solutions Group, LLC	My Safety Officer Monthly Subscription, Oct '19	JP Morgan Chase - Primary 7399		
			Inv #14722, My Safety Officer Monthly Subscription Fee, Oct '19	8515 · Safety	Belvedere	-125.86
			Inv #14722, My Safety Officer Monthly Subscription Fee, Oct '19	8515 · Safety	Tiburon:Paradise Cove	-8.47
			Inv #14722, My Safety Officer Monthly Subscription Fee, Oct '19	8515 · Safety	Tiburon	-215.67
TOTAL						-350.00
10/10/19	7150	Glosage Engineering, Inc.	2019 Sewer Rehab Project, Belv, Progress Pymnt #2, Sept '19	JP Morgan Chase - Primary 7399		
			SD5 2019 Sewer Rehab Project, Progress Payment #2, thru 9.30.19	9304 · Belvedere Sewer Line Rehab Prog	Belvedere	-471,208.40

Sanitary Distr. No.5 of Marin Co.

Warrant List Detail

September 13 through October 10, 2019

10/08/19

Date	Num	Name	Memo	Account	Class	Paid Amount
			5% Retention re Progress Payment #2, thru 9.30.19	Retainage Payable	Belvedere	41,328.41
TOTAL						-429,879.99
10/10/19	7151	Goodman Building Supply Co.	Acct #20070, P&L, M.P. Maint & Lab Supplies, Sept '19	JP Morgan Chase - Primary 7399		
			Inv #786073, P&L Supplies, 9.19.19	7011 · Pumps & Lines Maintenance	Belvedere	-28.48
			Inv #786073, P&L Supplies, 9.19.19	7011 · Pumps & Lines Maintenance	Tiburon	-48.81
			Inv #A63688, M.P. Lab Supplies, 9.26.19	7025 · Lab Supplies & Chemicals	Belvedere	-8.37
			Inv #A63688, M.P. Lab Supplies, 9.26.19	7025 · Lab Supplies & Chemicals	Tiburon	-14.35
			Inv #A63688, SASM Lab Supplies, 9.26.19	7025 · Lab Supplies & Chemicals	Belvedere	-8.37
			Inv #A63688, SASM Lab Supplies, 9.26.19	7025 · Lab Supplies & Chemicals	Tiburon	-14.35
			Inv #786556, M.P. Parts & Supplies , 9.26.16	7022 · Plant Maint. Parts & Service	Belvedere	-19.21
			Inv #786556, M.P. Parts & Supplies , 9.26.16	7022 · Plant Maint. Parts & Service	Tiburon	-32.91
TOTAL						-174.85
10/10/19	7152	Jackson's Hardware, Inc.	Acct #7601, Safetywear/PPE, Sept '19	JP Morgan Chase - Primary 7399		
			Inv #36511, Personal Protection/Safety Wear + Boot Allowance (\$200 - FY19-...	8520 · Personal Protection/Safety Wear	Belvedere	-178.33
			Inv #36511, Personal Protection/Safety Wear + Boot Allowance (\$200 - FY19-...	8520 · Personal Protection/Safety Wear	Tiburon:Paradise Cove	-12.00
			Inv #36511, Personal Protection/Safety Wear + Boot Allowance (\$200 - FY19-...	8520 · Personal Protection/Safety Wear	Tiburon	-305.58
TOTAL						-495.91
10/10/19	7153	Ken Grady Company, Inc.	M.P. & SASM Lab Supplies, Sept '19	JP Morgan Chase - Primary 7399		
			Inv #3771, SASM Lab/Chemical Supplies, 9.23.19	7025 · Lab Supplies & Chemicals	Belvedere	-1,686.02
			Inv #3771, SASM Lab/Chemical Supplies, 9.23.19	7025 · Lab Supplies & Chemicals	Tiburon	-2,889.34
			Inv #3772, SD5 M.P. Lab/Chemical Supplies, 9.23.19	7025 · Lab Supplies & Chemicals	Belvedere	-2,621.62
			Inv #3772, SD5 M.P. Lab/Chemical Supplies, 9.23.19	7025 · Lab Supplies & Chemicals	Tiburon	-4,492.67
			Inv #3819, SASM Lab/Chemical Supplies , 9.23.19	7025 · Lab Supplies & Chemicals	Belvedere	-164.96
			Inv #3819, SASM Lab/Chemical Supplies , 9.23.19	7025 · Lab Supplies & Chemicals	Tiburon	-282.70
TOTAL						-12,137.31
10/10/19	7154	Linscott Engineering Contractors...	M.P. P&L, Sept '19	JP Morgan Chase - Primary 7399		
			Inv #335-, M.P. Valve Repair, 9.9.19	7011 · Pumps & Lines Maintenance	Tiburon	-1,530.04
			Inv #335-, M.P. Valve Repair, 9.9.19	7011 · Pumps & Lines Maintenance	Belvedere	-2,622.04
TOTAL						-4,152.08
10/10/19	7155	Maltby Electric Supply Co., Inc.	Cust No.15953, BPS P&L, Sept '19	JP Morgan Chase - Primary 7399		
			S1879006.001, BPS Electrical Upgrades, Sept '19	7011 · Pumps & Lines Maintenance	Belvedere	-177.90
			S1879006.001, BPS Electrical Upgrades, Sept '19	7027 · Electrical & Instrument	Belvedere	-177.90
			S1877480.003-.005, BPS Electrical Upgrades, Sept '19	7011 · Pumps & Lines Maintenance	Belvedere	-77.34
			S1877480.003-.005, BPS Electrical Upgrades, Sept '19	7027 · Electrical & Instrument	Tiburon	-77.34
TOTAL						-510.48
10/10/19	7156	Marin Resource Recovery Center	Cust #02-1527 0, M.P. Disposal, Sept '19	JP Morgan Chase - Primary 7399		

Sanitary Distr. No.5 of Marin Co.

Warrant List Detail

September 13 through October 10, 2019

10/08/19

Date	Num	Name	Memo	Account	Class	Paid Amount
			Inv #1295845, Tx #1536994 + #1537128, P&L Disposal, 9.12.19	7011 · Pumps & Lines Maintenance	Belvedere	-14.74
			Inv #1295845, Tx #1536994 + #1537128, P&L Disposal, 9.12.19	7011 · Pumps & Lines Maintenance	Tiburon	-25.26
			Inv #1295845, Tx #1536994 + #1537128, P&L Disposal, 9.12.19	7023 · Janitorial Supplies & Service	Belvedere	-14.74
			Inv #1295845, Tx #1536994 + #1537128, P&L Disposal, 9.12.19	7023 · Janitorial Supplies & Service	Tiburon	-25.26
TOTAL						-80.00
10/10/19	7157	Medical Center of Marin, ES A/R	Acct #:SDN5_B1, Swett Vacc. (#3), Aug '19	JP Morgan Chase - Primary 7399		
			Inv #00120500-00, Employee Health: Hep B Vacc. Injection 3 for D Swett, 8.6...	8020.05 · Employee Health	Belvedere	-41.71
			Inv #00120500-00, Employee Health: Hep B Vacc. Injection 3 for D Swett, 8.6...	8020.05 · Employee Health	Tiburon:Paradise Cove	-2.81
			Inv #00120500-00, Employee Health: Hep B Vacc. Injection 3 for D Swett, 8.6...	8020.05 · Employee Health	Tiburon	-71.48
TOTAL						-116.00
10/10/19	7158	Nute Engineering Corp.	Consulting & Engr. Svcs., Aug '19	JP Morgan Chase - Primary 7399		
			Inv #20609, Cove Rd Force Main Implementation, August '19	6017 · Consulting Fees	Belvedere	-2,441.75
			Inv #20553, 2019 Sewer Rehab Project - Belvedere, (47.5%) August '19	6017 · Consulting Fees	Belvedere	-1,998.92
			Inv #20553, 2019 Sewer Rehab Project - Tiburon, (52.5%) August '19	6017 · Consulting Fees	Tiburon	-2,209.33
			Inv #20611, FEMA Project #98589 Cat-F 8 Force Main Replacement at Vistaz...	6017 · Consulting Fees	Tiburon	-176.00
TOTAL						-6,826.00
10/10/19	7159	Ongaro & Sons, Inc.	Client #1082, M.P. P&L Maint, Sept '19	JP Morgan Chase - Primary 7399		
			Inv #39126: Repair @ failed M.P. Meter #76409878 (HID#527) + Add'l Backfl...	7011 · Pumps & Lines Maintenance	Belvedere	-356.10
			Inv #39126: Repair @ failed M.P. Meter #76409878 (HID#527) + Add'l Backfl...	7011 · Pumps & Lines Maintenance	Tiburon	-610.26
			Inv #38867: Backflow Testing at 5 M.P. Meters; 3 passed, 9.17.19	7011 · Pumps & Lines Maintenance	Belvedere	-147.40
			Inv #38867: Backflow Testing at 5 M.P. Meters; 3 passed, 9.17.19	7011 · Pumps & Lines Maintenance	Tiburon	-252.60
			Inv #39124: Replaced M.P. Backflow Meter #52473 (HID#2382) + Add'l backfl...	7011 · Pumps & Lines Maintenance	Belvedere	-947.79
			Inv #39124: Replaced M.P. Backflow Meter #52473 (HID#2382) + Add'l backfl...	7011 · Pumps & Lines Maintenance	Tiburon	-1,624.23
TOTAL						-3,938.38
10/10/19	7160	Pac Machine Co., Inc.	M.P. Parts & Srvc, Sept '19	JP Morgan Chase - Primary 7399		
			Inv #77694, Flygt Pump for M.P. AB Tank, 9.25.19	7022 · Plant Maint. Parts & Service	Belvedere	-1,148.38
			Inv #77694, Flygt Pump for M.P. AB Tank, 9.25.19	7022 · Plant Maint. Parts & Service	Tiburon	-1,967.98
TOTAL						-3,116.36
10/10/19	7161	Pacific Gas & Electric	Acct #2908031411-4, Utilities, Aug - Sept '19	JP Morgan Chase - Primary 7399		
			Acct #2908031411-4, Main Plant Utilities, 8.22.98 - 9.21.19	8542 · Main Plant Utilities	Belvedere	-6,469.92
			Acct #2908031411-4, P.C. Plant Utilities, 8.22.98 - 9.21.19	8543 · Paradise Cove Utilities	Tiburon:Paradise Cove	-1,322.29
			Acct #2908031411-4, Main Plant Utilities, 8.22.98 - 9.21.19	8542 · Main Plant Utilities	Tiburon	-11,087.52
			Acct #2908031411-4, Belv Pump St Utilities, 8.22.98 - 9.21.19	8544 · Pump Station Utilities	Belvedere	-1,236.67
			Acct #2908031411-4, P.C. Pump St Utilities, 8.22.98 - 9.21.19	8544 · Pump Station Utilities	Tiburon:Paradise Cove	-224.64
			Acct #2908031411-4, Tib Pump St Utilities, 8.22.98 - 9.21.19	8544 · Pump Station Utilities	Tiburon	-1,448.32
TOTAL						-21,789.36

**Sanitary Distr. No.5 of Marin Co.
Warrant List Detail**

10/08/19

September 13 through October 10, 2019

Date	Num	Name	Memo	Account	Class	Paid Amount
10/10/19	7162	Perotti & Carrade	Client #1901 - Field Audit Services, Oct '19	JP Morgan Chase - Primary 7399		
			PP#1 for FY19-20 Audit Services: Inv #90935, Field Audit srvc, Oct '19	6008 · Audit & Accounting	Belvedere	-3,596.00
			PP#1 for FY19-20 Audit Services: Inv #90935, Field Audit srvc, Oct '19	6008 · Audit & Accounting	Tiburon:Paradise Cove	-242.00
			PP#1 for FY19-20 Audit Services: Inv #90935, Field Audit srvc, Oct '19	6008 · Audit & Accounting	Tiburon	-6,162.00
TOTAL						-10,000.00
10/10/19	7163	Peterson	Cust #:5656305, M.P. Generator Troubleshooting + Rental, Aug - Sept '19	JP Morgan Chase - Primary 7399		
			Inv #SW270049020, Load Bank Testing @ M.P. Generator, 8.19.19	7022 · Plant Maint. Parts & Service	Belvedere	-1,186.07
			Inv #SW270049020, Load Bank Testing @ M.P. Generator, 8.19.19	7022 · Plant Maint. Parts & Service	Tiburon	-2,032.57
			Inv #SW270049019, Generator Rental + M.P. Radiator removal & repair + ret...	7022 · Plant Maint. Parts & Service	Belvedere	-5,812.73
			Inv #SW270049019, Generator Rental + M.P. Radiator removal & repair + ret...	9510 · Undesignated Cap - M.P.	Belvedere	-5,812.73
			Inv #SW270049019, Generator Rental + M.P. Radiator removal & repair + ret...	7022 · Plant Maint. Parts & Service	Tiburon	-9,961.31
			Inv #SW270049019, Generator Rental + M.P. Radiator removal & repair + ret...	9510 · Undesignated Cap - M.P.	Tiburon	-9,961.31
TOTAL						-34,766.72
10/10/19	7164	R & S Service	SD5 Truck Maint., Sept '19	JP Morgan Chase - Primary 7399		
			Order #43184, Replace tire+brakes @ 2013 Ford, 9.3.19, 9.6.19	7072 · Truck Maintenance	Belvedere	-148.15
			Order #43184, Replace tire+brakes @ 2013 Ford, 9.3.19, 9.6.19	7072 · Truck Maintenance	Tiburon:Paradise Cove	-9.97
			Order #43184, Replace tire+brakes @ 2013 Ford, 9.3.19, 9.6.19	7072 · Truck Maintenance	Tiburon	-253.86
TOTAL						-411.98
10/10/19	7165	Roy's Sewer Service, Inc.	Belv P&L, Aug' 19	JP Morgan Chase - Primary 7399		
			Inv #206710, CCTV @ Beach Rd., as directed by DL, 8.14.19	7011 · Pumps & Lines Maintenance	Belvedere	-950.00
TOTAL						-950.00
10/10/19	7166	Special District Risk Management...	Member #7665, Life, Vision, DDS & LTD Ins., Oct '19	JP Morgan Chase - Primary 7399		
			Employee Life Insurance - Inv #30505, Oct '19	8020.05 · Employee Health	Belvedere	-56.14
			Employee Life Insurance - Inv #30505, Oct '19	8020.05 · Employee Health	Tiburon:Paradise Cove	-3.78
			Employee Life Insurance - Inv #30505, Oct '19	8020.05 · Employee Health	Tiburon	-96.19
			Employee DDS Insurance - Inv #30505, Oct '19	8020.05 · Employee Health	Belvedere	-324.42
			Employee DDS Insurance - Inv #30505, Oct '19	8020.05 · Employee Health	Tiburon:Paradise Cove	-21.83
			Employee DDS Insurance - Inv #30505, Oct '19	8020.05 · Employee Health	Tiburon	-555.93
			Employee Vision Insurance - Inv #30505, Oct '19	8020.05 · Employee Health	Belvedere	-100.67
			Employee Vision Insurance - Inv #30505, Oct '19	8020.05 · Employee Health	Tiburon:Paradise Cove	-6.77
			Employee Vision Insurance - Inv #30505, Oct '19	8020.05 · Employee Health	Tiburon	-172.50
			Employee LTD Insurance - Inv #30505, Oct '19	8020.05 · Employee Health	Belvedere	-57.92
			Employee LTD Insurance - Inv #30505, Oct '19	8020.05 · Employee Health	Tiburon:Paradise Cove	-3.90
			Employee LTD Insurance - Inv #30505, Oct '19	8020.05 · Employee Health	Tiburon	-99.26
TOTAL						-1,499.31
10/10/19	7167	Telstar Instrument, Inc.	Cust #SANDI, BPS Comm Panel Parts, Sept '19	JP Morgan Chase - Primary 7399		

**Sanitary Distr. No.5 of Marin Co.
Warrant List Detail**

10/08/19

September 13 through October 10, 2019

Date	Num	Name	Memo	Account	Class	Paid Amount
			Inv #100853, Radio Install @ BPS #11 re Communication Panel Ugrades, 9.5...	9310 · BPS Communication Project	Belvedere	-1,505.00
TOTAL						-1,505.00
10/10/19	7169	Univar	Cust ID #STDT001, Chemicals, Sept '19	JP Morgan Chase - Primary 7399		
			Inv #SJ963036, Sodium Bisulfite 25% (\$1.163/Gal), 9.19.19	7024 · Main Plant Chemicals	Belvedere	-2,198.78
			Inv #SJ963036, Sodium Bisulfite 25% (\$1.163/Gal), 9.19.19	7042 · Paradise Supplies & Chemicals	Tiburon:Paradise Cove	-147.97
			Inv #SJ963036, Sodium Bisulfite 25% (\$1.163/Gal), 9.19.19	7024 · Main Plant Chemicals	Tiburon	-3,767.77
			Inv #SJ961557, #SJ965765, Sodium Hypochlorite 12.5% (\$0.7001/Gal), 9.11....	7024 · Main Plant Chemicals	Belvedere	-1,349.22
			Inv #SJ961557, #SJ965765, Sodium Hypochlorite 12.5% (\$0.7001/Gal), 9.11....	7042 · Paradise Supplies & Chemicals	Tiburon:Paradise Cove	-90.80
			Inv #SJ961557, #SJ965765, Sodium Hypochlorite 12.5% (\$0.7001/Gal), 9.11....	7024 · Main Plant Chemicals	Tiburon	-2,311.99
TOTAL						-9,866.53
10/10/19	7170	U.S. Bank	Acct#:4246-0441-0158-3635, Aug - Sept '19	JP Morgan Chase - Primary 7399		
			#9545: Batteries Plus, Big 5, M.P. Maintenance Supplies, 8.22.19, 8.29.19	7021 · Plant Maintenance Supplies	Belvedere	-41.73
			#9545: Batteries Plus, Big 5, M.P. Maintenance Supplies, 8.22.19, 8.29.19	7021 · Plant Maintenance Supplies	Tiburon:Paradise Cove	-71.51
			#9545: USPO, Postage (IRS, Nute & Westland), 9.17.19	6056 · Postage	Belvedere	-1.24
			#9545: USPO, Postage (IRS, Nute & Westland), 9.17.19	6056 · Postage	Tiburon:Paradise Cove	-0.08
			#9545: USPO, Postage (IRS, Nute & Westland), 9.17.19	6056 · Postage	Tiburon	-2.13
			#9545: Amazon, Ops Lab Scheduling White Board, 9.4.19	7025 · Lab Supplies & Chemicals	Belvedere	-24.08
			#9545: Amazon, Ops Lab Scheduling White Board, 9.4.19	7025 · Lab Supplies & Chemicals	Tiburon:Paradise Cove	-41.26
			#9545: Pizza for Emergency Standby re M.P. Generator Failure, 9.5.19	7022 · Plant Maint. Parts & Service	Belvedere	-42.68
			#9545: Pizza for Emergency Standby re M.P. Generator Failure, 9.5.19	7022 · Plant Maint. Parts & Service	Tiburon	-73.15
			#9545: Get Well Bouquet, 9.3.19	6065 · Miscellaneous Expense	Belvedere	-11.27
			#9545: Get Well Bouquet, 9.3.19	6065 · Miscellaneous Expense	Tiburon:Paradise Cove	-0.76
			#9545: Get Well Bouquet, 9.3.19	6065 · Miscellaneous Expense	Tiburon	-19.31
			#9545: BPS Feeder Breakers, 8.22.19	9310 · BPS Communication Project	Belvedere	-39.25
			#9545: Grounds Maint - Boom truck rental re Flag Maintenance, 9.20.19	7028 · Grounds Maintenance	Belvedere	-88.22
			#9545: Grounds Maint - Boom truck rental re Flag Maintenance, 9.20.19	7028 · Grounds Maintenance	Tiburon	-151.18
			#0822: TR CWEA, Biosolids Seminar, Oakland, CA , 9.11.19	6020 · Continuing Education	Belvedere	-73.72
			#0822: TR CWEA, Biosolids Seminar, Oakland, CA , 9.11.19	6020 · Continuing Education	Tiburon:Paradise Cove	-4.96
			#0822: TR CWEA, Biosolids Seminar, Oakland, CA , 9.11.19	6020 · Continuing Education	Tiburon	-126.32
			#0822: TR Parking for CWEA Biosolids Seminar, Oakland, CA , 9.11.19	6018.1 · Meetings & Travel	Belvedere	-12.59
			#0822: TR Parking for CWEA Biosolids Seminar, Oakland, CA , 9.11.19	6018.1 · Meetings & Travel	Tiburon:Paradise Cove	-0.85
			#0822: TR Parking for CWEA Biosolids Seminar, Oakland, CA , 9.11.19	6018.1 · Meetings & Travel	Tiburon	-21.56
TOTAL						-847.85
10/10/19	7171	USA BlueBook	Cust #933682, Lab Supplies, Sept '19	JP Morgan Chase - Primary 7399		
			Inv #001768, Lab Supplies - Advanced Protocol Incubator, 9.6.19	7025 · Lab Supplies & Chemicals	Belvedere	-1,116.91
			Inv #001768, Lab Supplies - Advanced Protocol Incubator, 9.6.19	7025 · Lab Supplies & Chemicals	Tiburon	-1,914.04
TOTAL						-3,030.95
10/10/19	7172	Waste Management of Redwood ...	Acct #507-0000190-1507-2, Sludge Disposal, Sept '19	JP Morgan Chase - Primary 7399		
			Inv #0098026-1507-1 Sludge Disposal - 7 pick-ups (Grit Chamber Cleaning (3...	7029 · Main Plant Sludge Disposal	Belvedere	-819.60
			Inv #0098026-1507-1 Sludge Disposal - 7 pick-ups (Grit Chamber Cleaning (3...	7043 · Paradise Sludge Disposal	Tiburon:Paradise Cove	-55.16
			Inv #0098026-1507-1 Sludge Disposal - 7 pick-ups (Grit Chamber Cleaning (3...	7029 · Main Plant Sludge Disposal	Tiburon	-1,404.44

**Sanitary Distr. No.5 of Marin Co.
Warrant List Detail**

10/08/19

September 13 through October 10, 2019

Date	Num	Name	Memo	Account	Class	Paid Amount
TOTAL						-2,279.20
10/10/19	7173	Water Components & Building Su...	Acct #454, Tib P&L, Sept '19	JP Morgan Chase - Primary 7399		
			Inv #30510636, P&L @ Alcatraz Ave - CI Monument Cover at cleanout, 9.25....	7011 · Pumps & Lines Maintenance	Tiburon	-46.96
TOTAL						-46.96
10/10/19	7174	WorkSmart Automation, Inc.	SCADA System Maintenance, Sept '19	JP Morgan Chase - Primary 7399		
			Inv #4883, Utronics Upgrade for BPS #13 & #14, 9.4.19	9310 · BPS Communication Project	Belvedere	-731.50
			Inv #4883, Utronics Upgrade for TPS #1, #2, #4, 9.4.19	9315 · TPS Communication Project	Tiburon	-1,097.25
TOTAL						-1,828.75
10/10/19	7175	Alvarez, Joel	Reimb. for PPE/Safetywear + Boot Allowance, Sept '19	JP Morgan Chase - Primary 7399		
			Reimb. re PPE/Safetywear + Boot Allowance (FY19-20), Sept '19	8520 · Personal Protection/Safety Wear	Belvedere	-165.51
			Reimb. re PPE/Safetywear + Boot Allowance (FY19-20), Sept '19	8520 · Personal Protection/Safety Wear	Tiburon:Paradise Cove	-11.14
			Reimb. re PPE/Safetywear + Boot Allowance (FY19-20), Sept '19	8520 · Personal Protection/Safety Wear	Tiburon	-283.61
TOTAL						-460.26
10/10/19	7176	Triola, Joseph	Reimb. for M.P., Electrical Supplies + Standby Mi, Sept '19	JP Morgan Chase - Primary 7399		
			Standby Mileage Reimb, re M.P. + Belv, thru 9.16.19	6018.2 · Standby Mileage Expense Reimb	Belvedere	-74.61
			Standby Mileage Reimb, re M.P. + Tib, thru 9.16.19	6018.2 · Standby Mileage Expense Reimb	Tiburon	-88.95
			Reimb. re Electrical Supplies re M.P. Generator, 9.18.19	7027 · Electrical & Instrument	Belvedere	-104.51
			Reimb. re Electrical Supplies re M.P. Generator, 9.18.19	7027 · Electrical & Instrument	Tiburon	-179.10
TOTAL						-447.17
10/10/19	7177	La Torre, Daniel P.	Reimb. for Standby Mi, Sept '19 (FY18-19 AJE)	JP Morgan Chase - Primary 7399		
			Standby Mileage Reimb, re M.P. + Tib, thru 6.22.19 (AJE FY18-19)	6018.2 · Standby Mileage Expense Reimb	Tiburon	-139.20
			Standby Mileage Reimb, re M.P. + Belv, thru 9.29.19	6018.2 · Standby Mileage Expense Reimb	Belvedere	-164.85
			Standby Mileage Reimb, re M.P. + Tib, thru 9.29.19	6018.2 · Standby Mileage Expense Reimb	Tiburon	-148.35
TOTAL						-452.40
10/10/19	7178	Rosser, John	Reimb. for PPE/Safetywear, Sept '19	JP Morgan Chase - Primary 7399		
			Reimb. re PPE/Safetywear, 9.28.19	8520 · Personal Protection/Safety Wear	Belvedere	-29.77
			Reimb. re PPE/Safetywear, 9.28.19	8520 · Personal Protection/Safety Wear	Tiburon:Paradise Cove	-2.00
			Reimb. re PPE/Safetywear, 9.28.19	8520 · Personal Protection/Safety Wear	Tiburon	-51.03
TOTAL						-82.80

SEP 11, 2019

SANITARY DISTRICT NO 5 - 0400-2116
PO BOX 227
BELVEDERE TIBURON, CA 94920

CHECK DATE : 09/13/2019 WEEK 37
PERIOD BEGIN : 09/01/2019
PERIOD END : 09/15/2019

Dear Paychex Preview Client,

Enclosed are your payroll reports and checks. Please verify that all information is accurate and correct. If there are any questions or concerns, please contact us immediately.

If you have tax deposits due, ensure the deposits are initiated at least one banking day prior to the due date to avoid penalties. We will assume that these deposits were made on the due dates and they will be reflected on your returns accordingly.

This is a summary of your payroll transactions of the check date of 09/13/2019. It does not reflect miscellaneous administrative charges. Please refer to your Paychex Human Resource Services invoice(s) for any additional cash required for this check date.

PAYROLL TOTALS

DIRECT DEPOSIT DEBITED FROM YOUR ACCOUNT	28854.03		
READYCHEX DEBITED FROM YOUR ACCOUNT	0.00	NUMBER OF PAYROLL CHECKS	12
TOTAL NET PAYROLL	28854.03		

BILLING PAYMENT	220.35 ✓	Withdrawal made by PAYCHEX INC. on above check date.
-----------------	----------	--

AMOUNT DEBITED FROM TAX ACCOUNT	14283.84 ✓		
TOTAL TAX LIABILITY DUE BY CLIENT	0.00		
TOTAL TAX LIABILITY	14283.84	NUMBER OF CHECKS PRINTED	12
TOTAL NET PAYROLL, TAX LIABILITY, AND SERVICES	43137.87		
TOTAL COST OF PAYROLL	43358.22 (P)	NUMBER OF MANUAL/VOID TRANSACTIONS	0

TAX DEPOSITS DUE

TAX AGENCY	TAXPAY	NON-TAXPAY	DUE DATE
FEDERAL	11866.68		09/18/2019 Deposit made by PAYCHEX INC. on your behalf.
STATE - CA	2417.16		09/18/2019 Deposit made by PAYCHEX INC. on your behalf.

ok m

NEXT PERIOD DATES

CHECK DATE : 09/27/2019 WEEK 39 TRANSMIT DATE : 09/03/2019
PERIOD BEGIN : 09/16/2019
PERIOD END : 09/30/2019

SEP 25, 2019

SANITARY DISTRICT NO 5 - 0400-2116
PO BOX 227
BELVEDERE TIBURON, CA 94920

CHECK DATE : 09/27/2019 WEEK 39
PERIOD BEGIN : 09/16/2019
PERIOD END : 09/30/2019

dk
m

Dear Paychex Preview Client,

Enclosed are your payroll reports and checks. Please verify that all information is accurate and correct. If there are any questions or concerns, please contact us immediately.

If you have tax deposits due, ensure the deposits are initiated at least one banking day prior to the due date to avoid penalties. We will assume that these deposits were made on the due dates and they will be reflected on your returns accordingly.

This is a summary of your payroll transactions of the check date of 09/27/2019. It does not reflect miscellaneous administrative charges. Please refer to your Paychex Human Resource Services invoice(s) for any additional cash required for this check date.

PAYROLL TOTALS

DIRECT DEPOSIT DEBITED FROM YOUR ACCOUNT	35613.60		
READYCHEX DEBITED FROM YOUR ACCOUNT	0.00	NUMBER OF PAYROLL CHECKS	14
TOTAL NET PAYROLL	35613.60		

BILLING PAYMENT	230.70 ✓	Withdrawal made by PAYCHEX INC. on above check date.
-----------------	----------	--

AMOUNT DEBITED FROM TAX ACCOUNT	17075.85 ✓		
TOTAL TAX LIABILITY DUE BY CLIENT	0.00		
TOTAL TAX LIABILITY	17075.85	NUMBER OF CHECKS PRINTED	14
TOTAL NET PAYROLL, TAX LIABILITY, AND SERVICES	52689.45		
TOTAL COST OF PAYROLL	52920.15 (P)	NUMBER OF MANUAL/VOID TRANSACTIONS	0

TAX DEPOSITS DUE

TAX AGENCY	TAXPAY	NON-TAXPAY	DUE DATE
FEDERAL	14214.46		10/02/2019 Deposit made by PAYCHEX INC. on your behalf.
STATE - CA	2744.77		10/02/2019 Deposit made by PAYCHEX INC. on your behalf.

NEXT PERIOD DATES

CHECK DATE :	10/15/2019	WEEK 42	TRANSMIT DATE :	09/17/2019
PERIOD BEGIN :	10/01/2019			
PERIOD END :	10/15/2019			

SCANNED: 9.30.19

SEP 25, 2019

SANITARY DISTRICT NO 5 - 0400-2116
PO BOX 227
BELVEDERE TIBURON, CA 94920

CHECK DATE : 09/27/2019-2 WEEK 39
PERIOD BEGIN : 09/16/2019
PERIOD END : 09/30/2019

Dear Paychex Preview Client,

Enclosed are your payroll reports and checks. Please verify that all information is accurate and correct. If there are any questions or concerns, please contact us immediately.

If you have tax deposits due, ensure the deposits are initiated at least one banking day prior to the due date to avoid penalties. We will assume that these deposits were made on the due dates and they will be reflected on your returns accordingly.

This is a summary of your payroll transactions of the check date of 09/27/2019. It does not reflect miscellaneous administrative charges. Please refer to your Paychex Human Resource Services invoice(s) for any additional cash required for this check date.

PAYROLL TOTALS

DIRECT DEPOSIT DEBITED FROM YOUR ACCOUNT	87.66		
READYCHEX DEBITED FROM YOUR ACCOUNT	0.00	NUMBER OF PAYROLL CHECKS	1
TOTAL NET PAYROLL	87.66		
 BILLING PAYMENT	 20.11	 Withdrawal made by PAYCHEX INC. on above check date.	
 AMOUNT DEBITED FROM TAX ACCOUNT	 14.54 ✓		
TOTAL TAX LIABILITY DUE BY CLIENT	0.00		
TOTAL TAX LIABILITY	14.54	NUMBER OF CHECKS PRINTED	1
TOTAL NET PAYROLL, TAX LIABILITY, AND SERVICES	102.20		
TOTAL COST OF PAYROLL	122.31	NUMBER OF MANUAL/VOID TRANSACTIONS	0

TAX DEPOSITS DUE

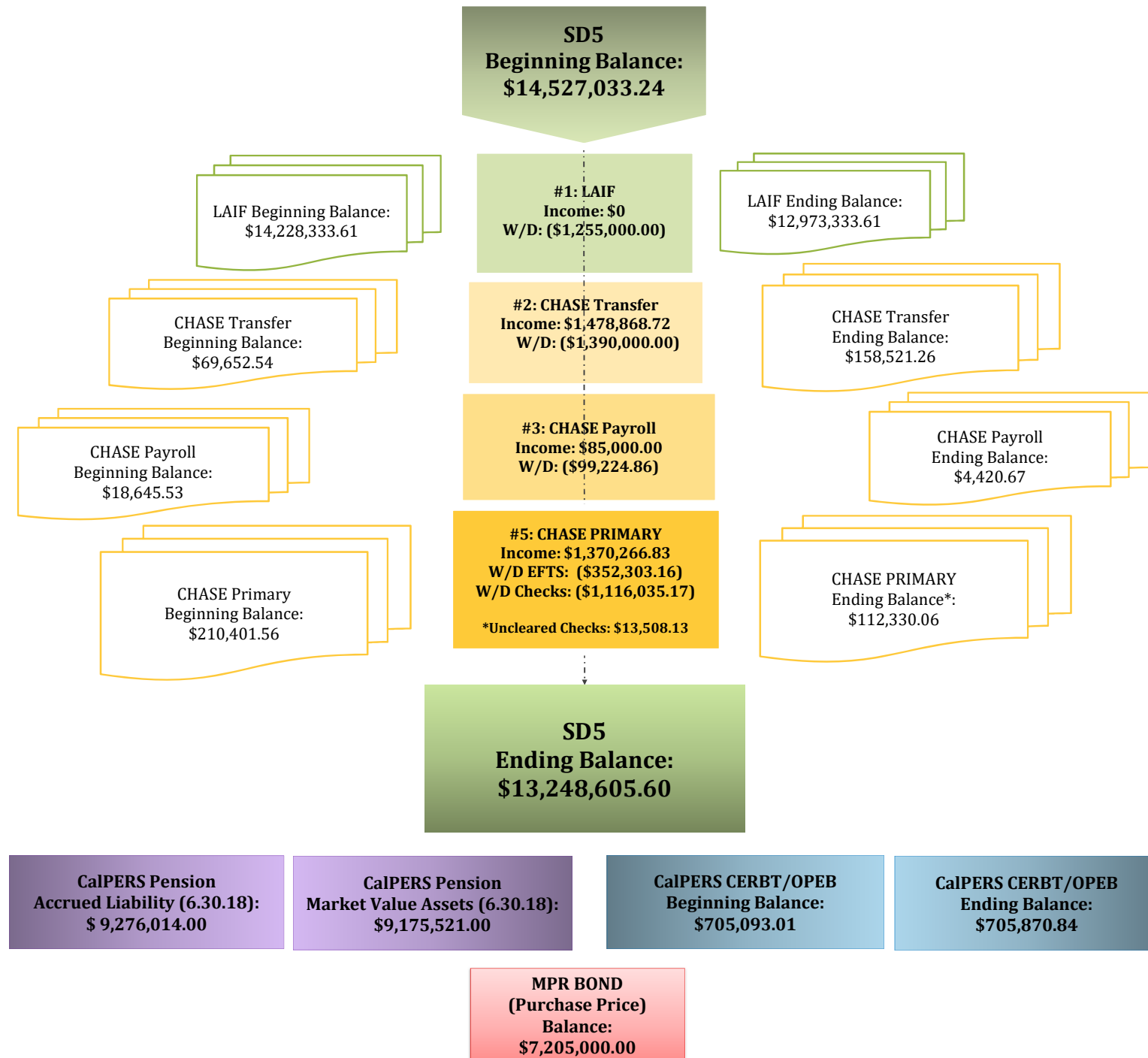
TAX AGENCY	TAXPAY	NON-TAXPAY	DUE DATE	
FEDERAL	14229.00		10/02/2019	Deposit made by PAYCHEX INC. on your behalf.
STATE - CA	2744.77		10/02/2019	Deposit made by PAYCHEX INC. on your behalf.

NEXT PERIOD DATES

CHECK DATE : 09/27/2019 WEEK 39 TRANSMIT DATE : 09/25/2019
PERIOD BEGIN : 09/16/2019
PERIOD END : 09/30/2019

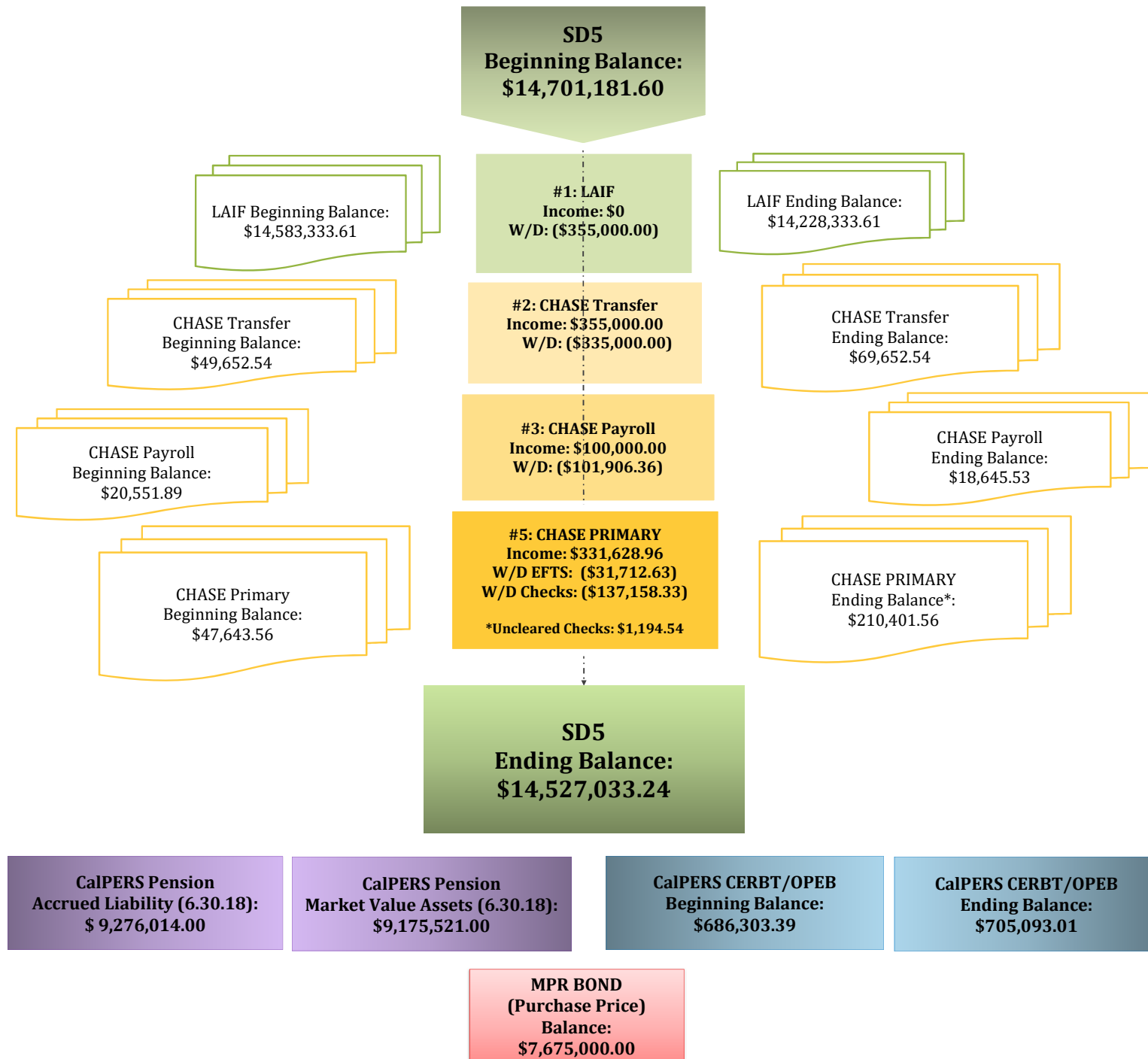
CASH FLOW CHART

SANITARY DISTRICT NO. 5 OF MARIN COUNTY: September, 2019



CASH FLOW CHART

SANITARY DISTRICT NO. 5 OF MARIN COUNTY: August, 2019



Sanitary Distr. No.5 of Marin Co.

Balance Sheet

As of September 30, 2019

	Sep 30, 19	Aug 31, 19	\$ Change
ASSETS			
Current Assets			
Checking/Savings			
Local Agency Investment Fund			
Belvedere			
Belvedere Operating	3,445,083.20	3,445,083.20	0.00
Belvedere Operating Reserve	400,923.05	400,923.05	0.00
Belvedere Capital & CIP Reserve	3,109,672.01	3,109,672.01	0.00
Belvedere PERS Retirement Trust	254,615.00	254,615.00	0.00
Belvedere Disaster Recovery Fnd	356,250.00	356,250.00	0.00
Total Belvedere	7,566,543.26	7,566,543.26	0.00
Tiburon			
Tiburon Operating	367,051.62	1,622,051.62	-1,255,000.00
Tiburon Operating Reserve	548,730.00	548,730.00	0.00
Tiburon Capital & CIP Reserve	3,387,168.73	3,387,168.73	0.00
Tiburon PERS Retirement Trust	460,090.00	460,090.00	0.00
Tiburon Disaster Recovery Fund	643,750.00	643,750.00	0.00
Total Tiburon	5,406,790.35	6,661,790.35	-1,255,000.00
Total Local Agency Investment Fund	12,973,333.61	14,228,333.61	-1,255,000.00
JP Morgan Chase - Primary 7399	98,821.93	209,207.02	-110,385.09
JP Morgan Chase - Payroll 7506	1,596.49	18,645.53	-17,049.04
JP Morgan Chase - Transfer 7522	158,521.26	69,652.54	88,868.72
Total Checking/Savings	13,232,273.29	14,525,838.70	-1,293,565.41
Accounts Receivable			
Accounts Receivable	11,374.00	75,890.48	-64,516.48
Total Accounts Receivable	11,374.00	75,890.48	-64,516.48
Other Current Assets			
Petty Cash	881.92	881.92	0.00
Total Other Current Assets	881.92	881.92	0.00
Total Current Assets	13,244,529.21	14,602,611.10	-1,358,081.89
Fixed Assets	19,150,305.31	19,150,305.31	0.00
TOTAL ASSETS	32,394,834.52	33,752,916.41	-1,358,081.89
LIABILITIES & EQUITY			
Liabilities			
Current Liabilities			
Accounts Payable			
2000 - Accounts Payable	0.00	20,486.56	-20,486.56
Total Accounts Payable	0.00	20,486.56	-20,486.56
Other Current Liabilities			
Compensated Absences Current	135,674.95	135,674.95	0.00
Retainage Payable	18,703.15	0.00	18,703.15
MPR Rev Bond Interest Payable	-83,837.50	83,837.50	-167,675.00
MPR Rev Bonds Payable Current	0.00	470,000.00	-470,000.00
Total Other Current Liabilities	70,540.60	689,512.45	-618,971.85
Total Current Liabilities	70,540.60	709,999.01	-639,458.41
Long Term Liabilities			
2061 - OPEB Related Liability	853,649.00	853,649.00	0.00
Pension-related Liabilities	-475,963.00	-475,963.00	0.00
MPR Revenue Bonds Payable	7,205,000.00	7,205,000.00	0.00
MPR Rev Bond Premiums Payable	808,840.68	808,840.68	0.00
Total Long Term Liabilities	8,391,526.68	8,391,526.68	0.00
Total Liabilities	8,462,067.28	9,101,525.69	-639,458.41
Equity			
3000 - Closing Entries	637,675.00	0.00	637,675.00
3900 - Net Assets	24,974,038.73	24,974,038.73	0.00
Net Income	-1,678,946.49	-322,648.01	-1,356,298.48
Total Equity	23,932,767.24	24,651,390.72	-718,623.48
TOTAL LIABILITIES & EQUITY	32,394,834.52	33,752,916.41	-1,358,081.89

Sanitary Distr. No.5 of Marin Co.
Annual Budget vs Actual Expenses
 July through September 2019

	Jul - Sep 19	Budget	\$ Over Budget	% of Bud...
Ordinary Income/Expense				
Income				
5000 · Property Taxes				
5001.2 · TEETER	0.00	700,000.00	-700,000.00	0.0%
5002 · UNSEC	0.00	13,000.00	-13,000.00	0.0%
5003 · PUNS / PRIOR UNSECURED	0.00	0.00	0.00	0.0%
5004 · REDEMPTION / RDMPT	0.00	500.00	-500.00	0.0%
5006 · SPLU	0.00	100.00	-100.00	0.0%
5041 · SUPSEC	0.00	15,000.00	-15,000.00	0.0%
5043 · SECU	0.00	0.00	0.00	0.0%
5046 · Excess ERAF	0.00	250,000.00	-250,000.00	0.0%
5280 · HOPTR	0.00	3,333.00	-3,333.00	0.0%
5483 · Other tax	0.00	0.00	0.00	0.0%
Total 5000 · Property Taxes	0.00	981,933.00	-981,933.00	0.0%
5007 · Sewer Service Charge				
5007.1 · Sewer Service - Tiburon Ops	42,021.76	2,454,797.00	-2,412,775.24	1.7%
5007.5 · Sewer Service - Tiburon Cap	0.00	230,977.00	-230,977.00	0.0%
5007.2 · Sewer Service-Belv Ops	0.00	1,396,621.00	-1,396,621.00	0.0%
5007.3 · Sewer Service-Belv Cap	0.00	923,348.00	-923,348.00	0.0%
5007.4 · Other User Fees	0.00	24,826.00	-24,826.00	0.0%
Total 5007 · Sewer Service Charge	42,021.76	5,030,569.00	-4,988,547.24	0.8%
5201 · Interest				
5201.1 · Interest County of Marin	-635.04			
5201.2 · Interest LAIF	0.00	25,000.00	-25,000.00	0.0%
Total 5201 · Interest	-635.04	25,000.00	-25,635.04	-2.5%
5900.3 · Connection Fees				
5900.30 · Connection Permit Fees	4,650.00	10,000.00	-5,350.00	46.5%
5900.31 · Collection	96,069.00	100,000.00	-3,931.00	96.1%
5900.34 · Treatment	90,365.00	100,000.00	-9,635.00	90.4%
Total 5900.3 · Connection Fees	191,084.00	210,000.00	-18,916.00	91.0%
5900.4 · Inspection Permit Fees	4,550.00	10,000.00	-5,450.00	45.5%
5900.5 · SASM Expense Reimb.	0.00	65,000.00	-65,000.00	0.0%
5900.9 · Other Income	0.00	100.00	-100.00	0.0%
5900.10 · Paradise Sewer Line Ext. Fees	0.00	13,365.00	-13,365.00	0.0%
Total Income	237,020.72	6,335,967.00	-6,098,946.28	3.7%
Expense				
6000 · Administrative Expenses				
6001 · Advertising	75.00	1,000.00	-925.00	7.5%
6002 · Outreach & Newsletter	0.00	1,000.00	-1,000.00	0.0%
6008 · Audit & Accounting	0.00	33,700.00	-33,700.00	0.0%
6017 · Consulting Fees	27,915.22	100,000.00	-72,084.78	27.9%
6018 · Travel & Meetings				
6018.1 · Meetings & Travel	1,839.57	8,000.00	-6,160.43	23.0%
6018.2 · Standby Mileage Expense Reimb	1,012.07	7,000.00	-5,987.93	14.5%
Total 6018 · Travel & Meetings	2,851.64	15,000.00	-12,148.36	19.0%
6020 · Continuing Education	885.75	10,000.00	-9,114.25	8.9%
6021 · County Fees	4,842.24	16,500.00	-11,657.76	29.3%
6024 · Director Fees	0.00	9,000.00	-9,000.00	0.0%
6025 · Dues & Subscriptions	6,342.33	25,000.00	-18,657.67	25.4%
6033 · Insurance Property & Liability				
6033.1 · PLP Public Entity Phys Damage	16,214.00	17,377.00	-1,163.00	93.3%
6033.2 · General Liability	18,646.50	42,840.00	-24,193.50	43.5%
6033.3 · Physical Property Damage - Auto	1,227.00	1,435.00	-208.00	85.5%
Total 6033 · Insurance Property & Liability	36,087.50	61,652.00	-25,564.50	58.5%

Sanitary Distr. No.5 of Marin Co.
Annual Budget vs Actual Expenses
July through September 2019

	Jul - Sep 19	Budget	\$ Over Budget	% of Bud...
6039 · Legal	1,701.00	70,000.00	-68,299.00	2.4%
6047 · Office Supplies	1,285.27	7,000.00	-5,714.73	18.4%
6056 · Postage	254.60	1,000.00	-745.40	25.5%
6059 · Pollution Prevention/Public Edu	935.89	4,000.00	-3,064.11	23.4%
Total 6000 · Administrative Expenses	83,176.44	354,852.00	-271,675.56	23.4%
7000 · Ops & Maintenance Expenses				
7010 · Pumps & Lines Maintenance				
7011 · Pumps & Lines Maintenance	12,041.77	200,000.00	-187,958.23	6.0%
7013 · Emergency Line Repair	0.00	50,000.00	-50,000.00	0.0%
Total 7010 · Pumps & Lines Maintenance	12,041.77	250,000.00	-237,958.23	4.8%
7020 · Main Plant Maintenance				
7021 · Plant Maintenance Supplies	1,181.72	10,000.00	-8,818.28	11.8%
7022 · Plant Maint. Parts & Service	3,464.98	50,000.00	-46,535.02	6.9%
7023 · Janitorial Supplies & Service	1,188.58	6,000.00	-4,811.42	19.8%
7024 · Main Plant Chemicals	12,460.92	105,000.00	-92,539.08	11.9%
7025 · Lab Supplies & Chemicals	600.31	15,000.00	-14,399.69	4.0%
7027 · Electrical & Instrument	2,373.41	5,000.00	-2,626.59	47.5%
7028 · Grounds Maintenance	6,254.00	8,000.00	-1,746.00	78.2%
7029 · Main Plant Sludge Disposal	3,278.62	30,000.00	-26,721.38	10.9%
Total 7020 · Main Plant Maintenance	30,802.54	229,000.00	-198,197.46	13.5%
7040 · Paradise Cove Plant Maint				
7041 · Paradise Parts & Service	66.01	10,000.00	-9,933.99	0.7%
7042 · Paradise Supplies & Chemicals	2,311.41	5,000.00	-2,688.59	46.2%
7043 · Paradise Sludge Disposal	1,061.31	8,000.00	-6,938.69	13.3%
Total 7040 · Paradise Cove Plant Maint	3,438.73	23,000.00	-19,561.27	15.0%
7050 · Monitoring				
7051 · Main Plant Lab Monitoring	4,082.15	45,000.00	-40,917.85	9.1%
7052 · Paradise Cove Monitoring	1,010.10	15,000.00	-13,989.90	6.7%
Total 7050 · Monitoring	5,092.25	60,000.00	-54,907.75	8.5%
7060 · Permits/Fees				
7062 · Permits/Fees - General	18,522.39	40,000.00	-21,477.61	46.3%
7063 · Paradise Cove Permits/Fees	231.28	8,000.00	-7,768.72	2.9%
Total 7060 · Permits/Fees	18,753.67	48,000.00	-29,246.33	39.1%
7070 · Truck Maintenance				
7071 · Fuel	1,633.33	8,000.00	-6,366.67	20.4%
7072 · Truck Maintenance	205.98	5,000.00	-4,794.02	4.1%
Total 7070 · Truck Maintenance	1,839.31	13,000.00	-11,160.69	14.1%
Total 7000 · Ops & Maintenance Expenses	71,968.27	623,000.00	-551,031.73	11.6%
8000 · Salaries and Benefits Expenses				
8001 · Salaries	238,900.39	1,153,504.00	-914,603.61	20.7%
8003 · Overtime	28,348.22	100,000.00	-71,651.78	28.3%
8004 · Standby Pay	17,403.99	69,428.00	-52,024.01	25.1%
8005 · Employee Incentives	5,000.00	40,000.00	-35,000.00	12.5%
8006 · Vacation Buyout	2,037.12	25,000.00	-22,962.88	8.1%
8013 · Payroll Taxes	20,563.74	94,891.00	-74,327.26	21.7%
8015 · Payroll/Bank Fees	1,397.96	5,500.00	-4,102.04	25.4%
8016 · Car Allowance	6,000.00	6,000.00	0.00	100.0%
8019 · PERS Retirement				
8019.05 · PERS Retirement	22,001.33	147,885.00	-125,883.67	14.9%
8019.08 · PERS Retirement - CalPERS UAL	132,419.00	20,000.00	112,419.00	662.1%
8019.10 · PERS Retirement Trust	0.00	286,555.00	-286,555.00	0.0%
8019 · PERS Retirement - Other	0.00			
Total 8019 · PERS Retirement	154,420.33	454,440.00	-300,019.67	34.0%

Sanitary Distr. No.5 of Marin Co.
Annual Budget vs Actual Expenses
 July through September 2019

	Jul - Sep 19	Budget	\$ Over Budget	% of Bud...
8020 · Employee Health				
8020.05 · Employee Health	46,099.92	217,176.00	-171,076.08	21.2%
8021 · Employee Health Deductions	-751.20			
Total 8020 · Employee Health	45,348.72	217,176.00	-171,827.28	20.9%
8022 · Retiree Health				
8022.05 · Retiree Health	34,260.89	79,551.00	-45,290.11	43.1%
8022.10 · CERBT/OPEB Annual Arc Contribtn	0.00	70,200.00	-70,200.00	0.0%
Total 8022 · Retiree Health	34,260.89	149,751.00	-115,490.11	22.9%
8023 · Workers Comp Insurance	33,476.00	29,365.00	4,111.00	114.0%
Total 8000 · Salaries and Benefits Expenses	587,157.36	2,345,055.00	-1,757,897.64	25.0%
8500 · Other Operating Expenses				
8510 · Data/Alarms/IT Supp & Licensing	4,327.54	80,000.00	-75,672.46	5.4%
8515 · Safety	2,137.32	20,000.00	-17,862.68	10.7%
8520 · Personal Protection/Safety Wear	1,694.38	15,000.00	-13,305.62	11.3%
8530 · Telephone				
8531 · Main Plant Telephones	1,664.43	11,000.00	-9,335.57	15.1%
8532 · Paradise Cove Telephones	618.72	4,000.00	-3,381.28	15.5%
8533 · Pumps & Lines Telephones	957.60	7,000.00	-6,042.40	13.7%
Total 8530 · Telephone	3,240.75	22,000.00	-18,759.25	14.7%
8540 · Utilities				
8541 · Water	735.35	4,000.00	-3,264.65	18.4%
8542 · Main Plant Utilities	32,787.87	180,000.00	-147,212.13	18.2%
8543 · Paradise Cove Utilities	2,268.42	13,500.00	-11,231.58	16.8%
8544 · Pump Station Utilities	4,925.31	35,000.00	-30,074.69	14.1%
Total 8540 · Utilities	40,716.95	232,500.00	-191,783.05	17.5%
Total 8500 · Other Operating Expenses	52,116.94	369,500.00	-317,383.06	14.1%
Total Expense	794,419.01	3,692,407.00	-2,897,987.99	21.5%
Net Ordinary Income	-557,398.29	2,643,560.00	-3,200,958.29	-21.1%
Other Income/Expense				
Other Expense				
9100 · Capital Expenditures				
9200 · Main Plant Equipment Capital				
9204 · M.P. Boiler Replacement	809.39			
9212 · Headworks Grinder Replacement	19,588.07	15,000.00	4,588.07	130.6%
Total 9200 · Main Plant Equipment Capital	20,397.46	15,000.00	5,397.46	136.0%
9300 · Pumps & Lines Capital				
9301 · Tiburon Sewer Line Rehab Prog	0.00	600,000.00	-600,000.00	0.0%
9302 · PS Control Panel Upgrades	0.00	40,000.00	-40,000.00	0.0%
9304 · Belvedere Sewer Line Rehab Prog	374,063.00	600,000.00	-225,937.00	62.3%
9306 · PS Pump & Valve Replacements	52,247.95	50,000.00	2,247.95	104.5%
9307 · PS Generator Replacement	16,123.19	20,000.00	-3,876.81	80.6%
9310 · BPS Communication Project	1,675.00			
9314 · Portable Emergency Generators	997.14			
Total 9300 · Pumps & Lines Capital	445,106.28	1,310,000.00	-864,893.72	34.0%
9500 · Undesignated Capital				
9510 · Undesignated Cap - M.P.	0.00	25,000.00	-25,000.00	0.0%
9520 · Undesignated Cap - P.C. Plant	0.00	10,000.00	-10,000.00	0.0%
9540 · Undesignated Cap - Tiburon	-8,902.30	25,000.00	-33,902.30	-35.6%
9550 · Undesignated Cap - Belvedere	-23,577.67	25,000.00	-48,577.67	-94.3%
Total 9500 · Undesignated Capital	-32,479.97	85,000.00	-117,479.97	-38.2%
Total 9100 · Capital Expenditures	433,023.77	1,410,000.00	-976,976.23	30.7%

10:23 AM

10/08/19

Sanitary Distr. No.5 of Marin Co.
Annual Budget vs Actual Expenses
 July through September 2019

	<u>Jul - Sep 19</u>	<u>Budget</u>	<u>\$ Over Budget</u>	<u>% of Bud...</u>
9700 · Debt Service				
9730 · Debt Service - MPR Project				
9731 · Debt Service MPR Bond Principal	470,000.00	470,000.00	0.00	100.0%
9732 · Debt Service MPR Bond Interest	167,675.00	330,650.00	-162,975.00	50.7%
Total 9730 · Debt Service - MPR Project	<u>637,675.00</u>	<u>800,650.00</u>	<u>-162,975.00</u>	<u>79.6%</u>
Total 9700 · Debt Service	<u>637,675.00</u>	<u>800,650.00</u>	<u>-162,975.00</u>	<u>79.6%</u>
Total Other Expense	<u>1,070,698.77</u>	<u>2,210,650.00</u>	<u>-1,139,951.23</u>	<u>48.4%</u>
Net Other Income	<u>-1,070,698.77</u>	<u>-2,210,650.00</u>	<u>1,139,951.23</u>	<u>48.4%</u>
Net Income	<u>-1,628,097.06</u>	<u>432,910.00</u>	<u>-2,061,007.06</u>	<u>-376.1%</u>

Sanitary Distr. No.5 of Marin Co.
Zone Report
September 2019

10/08/19

	Paradise ... (Tiburon)	Tiburon - Oth... (Tiburon)	Total Tiburon	Belvedere	TOTAL
Ordinary Income/Expense					
Income					
5000 · Property Taxes					
5046 · Excess ERAF	0.00	0.00	0.00	0.00	0.00
Total 5000 · Property Taxes	0.00	0.00	0.00	0.00	0.00
5201 · Interest					
5201.1 · Interest County of Marin	0.00	0.00	0.00	0.00	0.00
Total 5201 · Interest	0.00	0.00	0.00	0.00	0.00
5900.3 · Connection Fees					
5900.30 · Connection Permit Fees	0.00	300.00	300.00	100.00	400.00
5900.31 · Collection	0.00	11,610.00	11,610.00	2,972.00	14,582.00
5900.34 · Treatment	0.00	16,050.00	16,050.00	2,140.00	18,190.00
Total 5900.3 · Connection Fees	0.00	27,960.00	27,960.00	5,212.00	33,172.00
5900.4 · Inspection Permit Fees	0.00	400.00	400.00	900.00	1,300.00
Total Income	0.00	28,360.00	28,360.00	6,112.00	34,472.00
Expense					
6000 · Administrative Expenses					
6001 · Advertising	1.82	46.21	48.03	26.97	75.00
6017 · Consulting Fees	373.16	16,881.91	17,255.07	10,590.37	27,845.44
6018 · Travel & Meetings					
6018.1 · Meetings & Travel	10.27	261.35	271.62	152.52	424.14
6018.2 · Standby Mileage Expense Reimb	29.74	178.43	208.17	26.03	234.20
Total 6018 · Travel & Meetings	40.01	439.78	479.79	178.55	658.34
6020 · Continuing Education	6.51	165.89	172.40	96.80	269.20
6033 · Insurance Property & Liability					
6033.3 · Physical Property Damage - Auto	0.00	0.00	0.00	0.00	0.00
Total 6033 · Insurance Property & Liability	0.00	0.00	0.00	0.00	0.00
6039 · Legal	9.53	982.88	992.41	141.59	1,134.00
6047 · Office Supplies	4.41	112.37	116.78	65.58	182.36
6056 · Postage	0.62	15.71	16.33	9.17	25.50
6059 · Pollution Prevention/Public Edu	22.65	576.69	599.34	336.55	935.89
Total 6000 · Administrative Expenses	458.71	19,221.44	19,680.15	11,445.58	31,125.73
7000 · Ops & Maintenance Expenses					
7010 · Pumps & Lines Maintenance					
7011 · Pumps & Lines Maintenance	0.00	3,039.16	3,039.16	3,248.04	6,287.20
7013 · Emergency Line Repair	0.00	0.00	0.00	0.00	0.00
Total 7010 · Pumps & Lines Maintenance	0.00	3,039.16	3,039.16	3,248.04	6,287.20
7020 · Main Plant Maintenance					
7021 · Plant Maintenance Supplies	0.00	141.76	141.76	168.43	310.19
7022 · Plant Maint. Parts & Service	13.76	1,732.02	1,745.78	1,018.72	2,764.50
7023 · Janitorial Supplies & Service	0.00	347.23	347.23	202.62	549.85
7024 · Main Plant Chemicals	0.00	4,873.12	4,873.12	2,843.84	7,716.96
7025 · Lab Supplies & Chemicals	0.00	206.26	206.26	120.36	326.62
7027 · Electrical & Instrument	0.00	0.00	0.00	335.99	335.99
7028 · Grounds Maintenance	0.00	3,694.27	3,694.27	2,155.73	5,850.00
7029 · Main Plant Sludge Disposal	0.00	372.60	372.60	216.99	589.59
Total 7020 · Main Plant Maintenance	13.76	11,367.26	11,381.02	7,062.68	18,443.70
7040 · Paradise Cove Plant Maint					
7041 · Paradise Parts & Service	66.01	0.00	66.01	0.00	66.01
7042 · Paradise Supplies & Chemicals	194.65	0.00	194.65	0.00	194.65
7043 · Paradise Sludge Disposal	17.63	0.00	17.63	0.00	17.63
Total 7040 · Paradise Cove Plant Maint	278.29	0.00	278.29	0.00	278.29
7050 · Monitoring					

Sanitary Distr. No.5 of Marin Co.
Zone Report
September 2019

10/08/19

	Paradise ... (Tiburon)	Tiburon - Oth... (Tiburon)	Total Tiburon	Belvedere	TOTAL
7051 · Main Plant Lab Monitoring	0.00	1,914.37	1,914.37	1,117.08	3,031.45
7052 · Paradise Cove Monitoring	697.55	0.00	697.55	0.00	697.55
Total 7050 · Monitoring	697.55	1,914.37	2,611.92	1,117.08	3,729.00
7070 · Truck Maintenance					
7071 · Fuel	16.49	419.81	436.30	244.99	681.29
7072 · Truck Maintenance	4.98	126.93	131.91	74.07	205.98
Total 7070 · Truck Maintenance	21.47	546.74	568.21	319.06	887.27
Total 7000 · Ops & Maintenance Expenses	1,011.07	16,867.53	17,878.60	11,746.86	29,625.46
8000 · Salaries and Benefits Expenses					
8001 · Salaries	2,068.93	52,680.79	54,749.72	30,743.28	85,493.00
8003 · Overtime	191.34	4,872.02	5,063.36	2,843.20	7,906.56
8004 · Standby Pay	141.56	3,604.32	3,745.88	2,103.39	5,849.27
8007 · Voluntary Deductions	0.00	0.00	0.00	0.00	0.00
8008 · Deferred Comp 457	0.00	0.00	0.00	0.00	0.00
8012 · Wage Garnishments	0.00	600.00	600.00	0.00	600.00
8013 · Payroll Taxes	162.34	4,133.53	4,295.87	2,412.24	6,708.11
8015 · Payroll/Bank Fees	11.40	290.33	301.73	169.43	471.16
8019 · PERS Retirement					
8019.05 · PERS Retirement	297.60	7,590.68	7,888.28	4,409.77	12,298.05
8019.08 · PERS Retirement - CalPERS UAL	0.00	84,831.44	84,831.44	46,945.56	131,777.00
8019 · PERS Retirement - Other	0.00	0.00	0.00	0.00	0.00
Total 8019 · PERS Retirement	297.60	92,422.12	92,719.72	51,355.33	144,075.05
8020 · Employee Health					
8020.05 · Employee Health	371.83	9,468.01	9,839.84	5,525.31	15,365.15
8021 · Employee Health Deductions	-6.06	-154.30	-160.36	-90.04	-250.40
Total 8020 · Employee Health	365.77	9,313.71	9,679.48	5,435.27	15,114.75
8022 · Retiree Health					
8022.05 · Retiree Health	20.18	513.67	533.85	299.76	833.61
Total 8022 · Retiree Health	20.18	513.67	533.85	299.76	833.61
Total 8000 · Salaries and Benefits Expenses	3,259.12	168,430.49	171,689.61	95,361.90	267,051.51
8500 · Other Operating Expenses					
8510 · Data/Alarms/IT Supp & Licensing	25.85	1,820.54	1,846.39	1,062.38	2,908.77
8515 · Safety	25.41	1,333.65	1,359.06	778.26	2,137.32
8520 · Personal Protection/Safety Wear	20.85	530.94	551.79	309.84	861.63
8530 · Telephone					
8531 · Main Plant Telephones	0.00	416.19	416.19	242.88	659.07
8532 · Paradise Cove Telephones	305.00	0.00	305.00	0.00	305.00
8533 · Pumps & Lines Telephones	173.48	305.32	478.80	0.00	478.80
Total 8530 · Telephone	478.48	721.51	1,199.99	242.88	1,442.87
8540 · Utilities					
8541 · Water	0.00	390.14	390.14	548.82	938.96
8542 · Main Plant Utilities	0.00	12,072.10	12,072.10	7,044.45	19,116.55
8543 · Paradise Cove Utilities	1,200.43	0.00	1,200.43	0.00	1,200.43
8544 · Pump Station Utilities	230.84	1,556.67	1,787.51	1,166.89	2,954.40
Total 8540 · Utilities	1,431.27	14,018.91	15,450.18	8,760.16	24,210.34
Total 8500 · Other Operating Expenses	1,981.86	18,425.55	20,407.41	11,153.52	31,560.93
Total Expense	6,710.76	222,945.01	229,655.77	129,707.86	359,363.63
Net Ordinary Income	-6,710.76	-194,585.01	-201,295.77	-123,595.86	-324,891.63
Other Income/Expense					
Other Expense					
9100 · Capital Expenditures					
9200 · Main Plant Equipment Capital					
9204 · M.P. Boiler Replacement	0.00	179.59	179.59	104.80	284.39

10/08/19

Sanitary Distr. No.5 of Marin Co.
Zone Report
September 2019

	Paradise ... (Tiburon)	Tiburon - Oth... (Tiburon)	Total Tiburon	Belvedere	TOTAL
9212 · Headworks Grinder Replacement	0.00	12,369.87	12,369.87	7,218.20	19,588.07
Total 9200 · Main Plant Equipment Capital	0.00	12,549.46	12,549.46	7,323.00	19,872.46
9300 · Pumps & Lines Capital					
9304 · Belvedere Sewer Line Rehab Prog	0.00	0.00	0.00	374,063.00	374,063.00
Total 9300 · Pumps & Lines Capital	0.00	0.00	0.00	374,063.00	374,063.00
Total 9100 · Capital Expenditures	0.00	12,549.46	12,549.46	381,386.00	393,935.46
9700 · Debt Service					
9730 · Debt Service - MPR Project					
9731 · Debt Service MPR Bond Principal	0.00	304,466.00	304,466.00	165,534.00	470,000.00
9732 · Debt Service MPR Bond Interest	0.00	108,619.86	108,619.86	59,055.14	167,675.00
Total 9730 · Debt Service - MPR Project	0.00	413,085.86	413,085.86	224,589.14	637,675.00
Total 9700 · Debt Service	0.00	413,085.86	413,085.86	224,589.14	637,675.00
Total Other Expense	0.00	425,635.32	425,635.32	605,975.14	1,031,610.46
Net Other Income	0.00	-425,635.32	-425,635.32	-605,975.14	-1,031,610.46
Net Income	-6,710.76	-620,220.33	-626,931.09	-729,571.00	-1,356,502.09

10:25 AM

Sanitary Distr. No.5 of Marin Co.

10/08/19

Monthly O.T. Report

Accrual Basis

September 2019

Type	Date	Num	Name	Memo	Amount	Balance
Bilsborough, Chad						
Check	09/27/19	2701-3312	Bilsborough, Chad	2.0 Hrs. O.T. @ 1.5x	103.41	103.41
Check	09/27/19	2701-3312	Bilsborough, Chad	5.0 Hrs. O.T. @ 2.0x	344.70	448.11
Total Bilsborough, Chad					448.11	448.11
Cottrell, Rulon						
Check	09/13/19	2561-3301	Cottrell, Rulon	20.0 Hrs. O.T. @ 1.5x	1,527.84	1,527.84
Check	09/27/19	2701-3314	Cottrell, Rulon	20.0 Hrs. O.T. @ 1.5x	1,527.84	3,055.68
Total Cottrell, Rulon					3,055.68	3,055.68
Dohrmann, Robin						
Check	09/13/19	2561-3302	Dohrmann, Robin	3.5 Hrs. O.T. @ 1.5x	267.37	267.37
Check	09/27/19	2701-3315	Dohrmann, Robin	5.25 Hrs. O.T. @ 1.5x	401.06	668.43
Check	09/27/19	2701-3315	Dohrmann, Robin	0.25 Hrs. O.T. @ 2.0x	25.46	693.89
Total Dohrmann, Robin					693.89	693.89
Driscoll, Stephen						
Check	09/27/19	2701-3317	Driscoll, Stephen	16.0 Hrs. O.T. @ 1.5x	1,347.55	1,347.55
Check	09/27/19	2701-3317	Driscoll, Stephen	7.5 Hrs. O.T. @ 2.0x	842.22	2,189.77
Total Driscoll, Stephen					2,189.77	2,189.77
Swett, Drake						
Check	09/13/19	2561-3309	Swett, Drake	2.0 Hrs. O.T. @ 1.5x	98.49	98.49
Check	09/13/19	2561-3309	Swett, Drake	0.50 Hrs. O.T. @ 2.0x	32.83	131.32
Total Swett, Drake					131.32	131.32
Triola, Joseph						
Check	09/27/19	2701-3324	Triola, Joseph	11.5 Hrs. O.T. @ 1.5x	878.51	878.51
Check	09/27/19	2701-3324	Triola, Joseph	5.0 Hrs. O.T. @ 2.0x	509.28	1,387.79
Total Triola, Joseph					1,387.79	1,387.79
TOTAL					7,906.56	7,906.56

Sanitary District No. 5 of Marin County



District Management Report September 2019

Contents:

- Transmittal Memo
- Financial/Budgetary
- HR & Personnel
- Business Administration
- Collection System Performance
- Treatment Plant Performance – Paradise Cove
- Treatment Plant Performance – Main Plant
- Pollution Prevention Activities
- Continuing Education & Safety Training
- Capital Improvement Projects

Transmittal Memo

Date: October 19, 2019
To: Board of Directors
From: Tony Rubio, District Manager/ Chief Plant Operator
Subject: Management Report for September 2019

Fiscal Status

Period Covered: July 1, 2019 –September 30, 2019
Percent of Fiscal Year: 25%
Percent of Budgeted Income to Date: 3.7%
Percent of Budgeted Expenditures to Date: 21.5% operating only

Personnel

Separations: None
New Hires: None
Promotions: None
Recruitment Activities: None

Regulatory Compliance

MP Collection System WDR Compliance: Full Compliance with all regulations
PC Collection System WDR Compliance: Full Compliance with all regulations
MP NPDES Permit Compliance: Full Compliance with all regulations
PC NPDES Permit Compliance: Full Compliance with all regulations
BAAQMD Compliance: Full Compliance with all regulations
Bio-Solids Compliance: Full Compliance with all regulations
Significant Comments: None

Summary of Operational Highlights are on the following pages.

Significant Events for the Month of September 2019 Include:

Financial/Budgetary/Business Administration

- District Code now online- Website – www.sani5.org
- End of fiscal year closing- working with Perotti & Carrade -Audit

HR and Personnel

- Robin achieved 6 years of employment with District- Step Raise from 28 to 29

Continuing Education and Safety Training

- Creating Emergency Preparedness Plan for use on Districts website – ongoing
- TR attended Bio-solids CASA/WEF sponsored workshop in Oakland
- CB preparing for Operator 1 Test- attended operator training seminar

Collection System Performance

Belvedere:

- Pump station annual preventive maintenance work orders being performed

Tiburon:

- Pump station annual preventive maintenance work orders being performed

Paradise Cove:

- Submitted No Spill report to RWQCB on CIWQS
- Pump station annual preventive maintenance work order being performed

Treatment Plant Performance

Paradise Cove:

- Satisfactory- Looking into wet well lids for plant.

Main Plant:

- Submitted August 2019 SMR and DMR to the RWQCB
- Preventive Maintenance Work Orders being performed.
- In communication with Lystek Facility in Fairfield CA for future Bio-solids disposal
- Aeration Basin switch over for diffuser header repairs and inspection

- Secondary clarifiers scum trough rubber replacement and tank drain valve replacement completed.
- Emergency generator- Scheduled annual maintenance and load testing performed. Discovered leak in Radiator-during load bank test. Had to perform an emergency repair and had to order and install a rental generator during the time the repair could be completed. Upon completion of the radiator repair and reinstallation – Peterson Cat discovered a faulty speed sensor which also required an emergency repair. This prolonged the rental of the generator. All has been repaired and tested and generator is back in service. Cost for rental and repairs was substantial and will effect the MP parts and service budget. Parts and Service budget at 50K per year- estimated cost of rental and repairs to be around 20K-30K.

Pollution Prevention Activities

- CB attended P2 Monthly Meeting.

Capital Improvement Projects

- 19' Sewer Rehabilitation Project Contract under way – Belvedere work now complete- Contractor working in Tiburon now
- Design of Cove Road force main rehabilitation project underway. Nute Engineers provided update to CIP committee. Working on submitting application to Caltrans for work in their right of way.
- Vactor Truck ordered

44 Lyford HOA
44 Lyford Drive
Tiburon, CA 94920

October 1, 2019

Tony Rubio
Sanitary District No., 5 of Marin County
2001 Paradise Drive
Tiburon, CA 94920

RECEIVED

OCT - 1 2019

Sanitary District No. 5
of Marin County

Dear Tony,

On behalf of the Homeowners Association of 44 Lyford, I am requesting to be put on the agenda of the next meeting of the Board of Directors on October 17, 2019. For a year we have been attempting to comply with the requirements, but have come across several questions in spite of extensive assistance from your staff.

My request is for clarification of the Ordinance 2014-02 for sewer lateral repairs regarding the following:

- Clarification of the trigger point for multi-family properties, specifically does the sale of only one unit require replacement of the lateral? [We are a four-unit complex of which only one unit was sold. Three seniors on fixed incomes inhabit the other units.]
- Clarification of the rules for replacement when there is a shared or common lateral. [Apparently we share a 6" clay pipe with the 14-unit apartment complex behind us at 48 Lyford Dr. which we were initially told was a Tiburon sewer line.]
- Clarification of how building a separate lateral from 44 Lyford would fulfill the purpose of the ordinance. [We would still have a faulty clay sewer line with raw sewage running through our property.]

My intent is to have some uniformity in the implementation of the replacement of our aging sewer lines.

Very truly,
Jane Jacobs
44 Lyford Drive #4
415-435-0243



WULFF, HANSEN & CO.

ESTABLISHED 1931

INVESTMENT BANKERS

100 SMITH RANCH ROAD, SUITE 330

SAN RAFAEL, CALIFORNIA 94903

(415) 421-8900

Item #6

Tony Rubio
General Manager
Sanitary District No.5 of Marin County
2001 Paradise Drive
Tiburon, CA 94920

Dear Mr. Rubio,

This letter is being provided to you in order to comply with legal and regulatory requirements, specifically those of the Municipal Securities Rulemaking Board's Rule G-42. Regulations require us, before providing any municipal advice to a municipal entity, to describe the nature of the relationship under which we would contemplate providing such advice and describe the circumstances and terms under which we would provide it. Please be aware that this disclosure letter is not a contract and that at this time you have no obligation to us of any kind. Any such obligation in the future would be reflected in an agreed-upon written contract or engagement letter ("Agreement") between you and ourselves.

Rule G-42 requires that in the absence of such an Agreement, or while awaiting creation and execution of such a document, we are to provide you with a written statement describing the potential advisory relationship between Wulff, Hansen & Co. ("Municipal Advisor" or "Advisor") and TIBURON/BELVEDERE WASTEWATER FINANCING AUTHORITY and Sanitary District No.5 of Marin County (the "Client"), and disclosing certain conflicts and other matters. This letter will serve as written documentation required under MSRB Rule G-42 of certain specific terms, disclosures and other items of information relating to our relationship as of the date this letter is signed by Municipal Advisor. If this information materially changes during the relationship any such change will be described in writing and delivered to you.

1. **Scope of Services.**

(a) ***Services to be provided.*** A detailed scope of services would be contained in a Municipal Advisory Agreement and any Addenda thereto should we be retained by Client. Our general understanding with respect to Municipal Advisor's potential engagement with Client is as follows:

To be described in an Agreement should one be executed.

(b) ***Limitations on Scope of Services.*** The Scope of Services is subject to the following limitations. We would not provide:

- Legal services of any kind, including advice on Client's responsibilities under the federal securities laws relating to disclosure in connection with municipal securities, inclusive of the Securities Act of 1933 and Rule 10b-5 promulgated under the Securities Exchange Act of 1934
- Engineering services of any kind;
- Special Tax Rate Consulting
- Absorption Analysis;
- Fiscal Consulting;
- Underwriting or placement agent services;
- Accounting services;
- Advice concerning investment or other use of excess bond proceeds, if any, resulting from an issuance of municipal securities.

2. Municipal Advisor's Regulatory Duties When Servicing Client.

MSRB Rule G-42 requires that Municipal Advisor make a reasonable inquiry as to the facts that are relevant to Client's determination whether to proceed with a course of action or that form the basis for any advice provided by Municipal Advisor to Client. The rule also requires that Municipal Advisor undertake a reasonable investigation to determine that it is not basing any recommendation on materially inaccurate or incomplete information. Municipal Advisor is also required under the rule to use reasonable diligence to know the essential facts about Client and the authority of each person acting on Client's behalf.

Accordingly, Municipal Advisor will seek Client's assistance and cooperation, and the assistance and cooperation of Client's agents, with the carrying out by Municipal Advisor of these regulatory duties, including providing to Municipal Advisor accurate and complete information and reasonable access to relevant documents, other information and personnel needed to fulfill such duties. In addition, to the extent Client seeks to have Municipal Advisor provide advice with regard to any recommendation made by a third party, Municipal Advisor requests that Client provide to Municipal Advisor written direction to do so as well as any information it has received from such third party relating to its recommendation.

3. Term. The term of Municipal Advisor's engagement as municipal advisor and the terms on which the engagement may be terminated would be as follows: To be described in an Agreement should one be executed.

4. Compensation. The form and basis of compensation for Municipal Advisor's services as municipal advisor would be expected to be as follows: To be described in an Agreement should one be executed.

5. Required Disclosures. MSRB Rule G-42 requires that Municipal Advisor provide you with the following disclosures of material conflicts of interest and of information regarding certain legal events and disciplinary history.

(a) ***Disclosures of Conflicts of Interest.*** MSRB Rule G-42 requires that municipal advisors provide to their clients disclosures relating to any actual or potential material conflicts of interest, including certain categories of potential conflicts of interest identified in Rule G-42, if applicable. If no such material conflicts of interest are known to exist based on the exercise of reasonable diligence by the municipal advisor, municipal advisors are required to provide a written statement to that effect.

Accordingly, any material conflicts of interest known to Municipal Advisor in connection with the Scope of Services under the Agreement have been previously disclosed in that Agreement, any Addenda thereto, and/or are disclosed below, including those conflicts applying to various forms of compensation which are described in a document attached to this letter. We believe that these conflicts are mitigated by our duties to Client as assigned to us under Federal and State laws and regulations and the rules of the Municipal Securities Rulemaking Board. In addition, because Municipal Advisor is a broker-dealer with significant business and economic interests due to the nature of its overall business, the success and profitability of Municipal Advisor is not dependent on maximizing short-term revenue generated from individualized recommendations to its clients but instead is dependent on long-term profitability built on a foundation of integrity, quality of service and strict adherence to its fiduciary duty where such duty exists. Furthermore, Municipal Advisor's municipal advisory supervisory structure, leveraging our long-standing and comprehensive broker-dealer supervisory processes and practices, provides strong safeguards against individual representatives of Municipal Advisor potentially departing from their regulatory duties due to personal interests.

Other Municipal Advisor or Underwriting Relationships.

Municipal Advisor serves a wide variety of other clients that may from time to time have interests that could have a direct or indirect impact on the interests of Client. For example, Municipal Advisor serves as municipal advisor to other municipal advisory clients and, in such cases, owes a regulatory duty to such other clients just as it does to Client under this Agreement. These other clients may, from time to time and

depending on the specific circumstances, have competing interests, such as accessing the new issue market with the most advantageous timing and with limited competition at the time of the offering. In acting in the interests of its various clients, Municipal Advisor could potentially face a conflict of interest arising from these competing client interests. In other cases, as a broker-dealer that engages in underwritings of new issuances of municipal securities by other municipal entities, the interests of Municipal Advisor to achieve a successful and profitable underwriting for its municipal entity underwriting clients could potentially constitute a conflict of interest if, as in the example above, the municipal entities that Municipal Advisor serves as underwriter or municipal advisor have competing interests in seeking to access the new issue market with the most advantageous timing and with limited competition at the time of the offering. None of these other engagements or relationships would impair Municipal Advisor's ability to fulfill its regulatory duties to Client.

Broker-Dealer and Investment Advisory Business.

Municipal Advisor is a broker-dealer and investment advisory firm that engages in a broad range of securities-related activities to service its clients, in addition to serving as a municipal advisor or underwriter. Such securities-related activities, which may include but are not limited to the buying and selling of new issue and outstanding securities and investment advice in connection with such securities, including securities of Client, may be undertaken on behalf of, or as counterparty to, Client, personnel of Client, and current or potential investors in the securities of Client. These other clients may, from time to time and depending on the specific circumstances, have interests in conflict with those of Client, such as when their buying or selling of Client's securities may have an adverse effect on the market for Client's securities, and the interests of such other clients could create the incentive for Municipal Advisor to make recommendations to Client that could result in more advantageous pricing for the other clients. Furthermore, any potential conflict arising from Municipal Advisor effecting or otherwise assisting such other clients in connection with such transactions is mitigated by means of such activities being engaged in on customary terms through units or associated persons of the Municipal Advisor that operate independently from Municipal Advisor's municipal advisory business, thereby reducing the likelihood that the interests of such other clients would have an impact on the services provided by Municipal Advisor to Client under this Agreement.

Secondary Market Transactions in Client's Securities.

Municipal Advisor, in connection with its sales and trading activities, may take a principal position in securities, including securities of Client, and therefore Municipal Advisor could have interests in conflict with those of Client with respect to the value of Client's securities while held in inventory and the levels of mark-up or mark-down that may be available in connection with purchases and sales thereof. In particular, Municipal Advisor or its affiliates may submit orders for and acquire Client's securities issued in an Issue under the Agreement from members of the underwriting syndicate, either for its own account or for the accounts of its customers. This activity may result in a conflict of interest with Client in that it could create the incentive for Municipal Advisor to make recommendations to Client that could result in more advantageous pricing of Client's bond in the marketplace. Any such conflict is mitigated by means of such activities being engaged in on customary terms through staff members of the Municipal Advisor that operate independently from Municipal Advisor's municipal advisory business, thereby reducing the likelihood that such investment activities would have an impact on the services provided by Municipal Advisor to Client under this Agreement.

Other Conflicts of Interest.

Municipal Advisor has been retained by the City of Belvedere for various infrastructure financing projects. However, Municipal Advisor does not believe this presents any apparent conflict of interest. Should any conflict become apparent, Municipal Advisor will notify Client and work with Client and the City of Belvedere to mitigate such conflict of interest to the satisfaction of all parties.

(b) ***Disclosures of Information Regarding Legal Events and Disciplinary History.*** MSRB Rule G-42 requires that municipal advisors provide to their clients certain disclosures of legal or disciplinary events

material to its client's evaluation of the municipal advisor or the integrity of the municipal advisor's management or advisory personnel. Accordingly, Municipal Advisor addresses below the required disclosures and related information in connection with such disclosures.

Municipal Advisor and members of its staff have been subject to legal or disciplinary events. Municipal Advisor reasonably believes that it has no such events that may be material to Client's evaluation of Municipal Advisor as such. However, during its almost 90 years as a broker/dealer, Municipal Advisor has accumulated a number of legal and disciplinary events related explicitly to its broker/dealer business as such. Specific instances of such events are reported on Municipal Advisor's Form MA, on its staff members' Forms MA-I, and in FINRA's Brokercheck system. Direct links to all of this information are provided on our website at <https://www.wulffhansen.com/municipal-advisor-disclosures/>

The date of the last material change to a legal or disciplinary event disclosure on any Form MA or Form MA-I filed by Municipal Advisor with the SEC is July 9, 2015, which change consisted of removal of a previously reported disclosure concerning an investment-related consumer-initiated customer complaint against one of Municipal Advisor's staff which had been abandoned by the customer without resolution for more than 24 months prior to its removal.

(c) **Customer Protections.** Municipal Advisor is registered with the Securities and Exchange Commission and the Municipal Securities Rulemaking Board. The latter's website is located at www.msrb.org. A municipal advisory client brochure is available on that website that describes the protections that may be provided by the MSRB's rules and how a client may file a complaint with an appropriate regulatory authority.

(d) **Future Supplemental Disclosures.** As required by MSRB Rule G-42, this information may be supplemented or amended, from time to time as needed, to reflect changed circumstances resulting in new conflicts of interest or changes in the conflicts of interest described above, or to provide updated information with regard to any legal or disciplinary events of Municipal Advisor. Municipal Advisor will provide Client with any such supplement or amendment as it becomes available throughout the term of the Agreement.

Wulff, Hansen & Co.

By: 

Title: President

Date: 10-3-19

ACKNOWLEDGED:

Sanitary District No.5 of Marin County

By: _____

Title: _____

Date: _____

DISCLOSURE OF CONFLICTS OF INTEREST WITH VARIOUS FORMS OF COMPENSATION

The Municipal Securities Rulemaking Board requires us, as your ADVISOR, to provide written disclosure to you about the actual or potential conflicts of interest presented by various forms of compensation. We must provide this disclosure unless you have required that a particular form of compensation be used. You should select a form of compensation that best meets your needs and the agreed upon scope of services.

Forms of compensation; potential conflicts. The forms of compensation for ADVISORs vary according to the nature of the engagement and requirements of the CITY, among other factors. Various forms of compensation present actual or potential conflicts of interest because they may create an incentive for an advisor to recommend one course of action over another if it is more beneficial to the advisor to do so. This document discusses various forms of compensation and the timing of payments to the advisor.

Fixed fee. Under a fixed fee form of compensation, the ADVISOR is paid a fixed amount established at the outset of the transaction. The amount is usually based upon an analysis by the CITY and the advisor of, among other things, the expected duration and complexity of the transaction and the agreed-upon scope of work that the advisor will perform. This form of compensation presents a potential conflict of interest because, if the transaction requires more work than originally contemplated, the advisor may suffer a loss. Thus, the advisor may recommend less time-consuming alternatives, or fail to do a thorough analysis of alternatives. There may be additional conflicts of interest if the ADVISOR's fee is contingent upon the successful completion of a financing, as described below.

Hourly fee. Under an hourly fee form of compensation, the ADVISOR is paid an amount equal to the number of hours worked by the advisor times an agreed-upon hourly billing rate. This form of compensation presents a potential conflict of interest if the CITY and the advisor do not agree on a reasonable maximum amount at the outset of the engagement, because the advisor does not have a financial incentive to recommend alternatives that would result in fewer hours worked. In some cases, an hourly fee may be applied against a retainer (e.g., a retainer payable monthly), in which case it is payable whether or not a financing closes. Alternatively, it may be contingent upon the successful completion of a financing, in which case there may be additional conflicts of interest, as described below.

Fee contingent upon the completion of a financing or other transaction. Under a contingent fee form of compensation, payment of an advisor's fee is dependent upon the successful completion of a financing or other transaction. Although this form of compensation may be customary for the CITY, it presents a conflict because the advisor may have an incentive to recommend unnecessary financings or financings that are disadvantageous to the CITY. For example, when facts or circumstances arise that could cause the financing or other transaction to be delayed or fail to close, an advisor may have an incentive to discourage a full consideration of such facts and circumstances, or to discourage consideration of alternatives that may result in the cancellation of the financing or other transaction.

Fee paid under a retainer agreement. Under a retainer agreement, fees are paid to an ADVISOR periodically (e.g., monthly) and are not contingent upon the completion of a financing or other transaction. Fees paid under a retainer agreement may be calculated on a fixed fee basis (e.g., a fixed fee per month regardless of the number of hours worked) or an hourly basis (e.g., a minimum monthly payment, with additional amounts payable if a certain number of hours worked is exceeded). A retainer agreement does not present the conflicts associated with a contingent fee arrangement (described above).

Fee based upon principal or notional amount and term of transaction. Under this form of compensation, the ADVISOR's fee is based upon a percentage of the principal amount of an issue of securities (e.g., bonds) or, in the case of a derivative, the present value of or notional amount and term of the derivative. This form of compensation presents a conflict of interest because the advisor may have an incentive to advise the CITY to increase the size of the securities issue or modify the derivative for the purpose of increasing the advisor's compensation.

Opportunity to Refund 2012 Revenue Bonds for Savings

***Tiburon/Belvedere
Wastewater Financing Authority***

Sanitary District n°5
Tiburon & Belvedere, California



October 17, 2019

Prepared by:




WULFF, HANSEN & Co.
ESTABLISHED 1931

Existing 2012 Revenue Bonds

NEW ISSUE - FULL BOOK-ENTRY RATINGS: Standard & Poor's: "AA+"
See "RATINGS"

In the opinion of Jones Hall, A Professional Law Corporation, San Francisco, California, Bond Counsel, subject, however, to certain qualifications described herein, under existing law, the interest on the Series 2012 Bonds is excluded from gross income for federal income tax purposes, and such interest is not an item of tax preference for purposes of the federal alternative minimum tax imposed on individuals and corporations, although for the purpose of computing the alternative minimum tax imposed on certain corporations, such interest is taken into account in determining certain income and earnings. In the further opinion of Bond Counsel, such interest is exempt from California personal income taxes. See "TAX MATTERS."

 **\$10,935,000**
TIBURON/BELVEDERE WASTEWATER FINANCING AUTHORITY
(Sanitary District No. 5 of Marin County)
2012 Revenue Bonds

Dated: Date of Delivery Due: October 1, as shown on inside cover

Authority for Issuance. The bonds captioned above (the "Series 2012 Bonds") are being issued by the Tiburon/Belvedere Wastewater Financing Authority (the "Authority") pursuant to a resolution adopted by the board of directors of the Authority on January 17, 2012, and by the board of directors of Sanitary District No. 5 of Marin County (the "District") on January 17, 2012; an Installment Sale Agreement dated as of February 1, 2012 (the "Installment Sale Agreement"), between the Authority and the District; and an Indenture of Trust dated as of February 1, 2012 (the "Indenture"), by and between the Authority and The Bank of New York Mellon Trust Company, N.A., as trustee (the "Trustee"). Under this authority, the Series 2012 Bonds may be issued in a principal amount not to exceed \$12,000,000. See "THE SERIES 2012 BONDS - Authority for Issuance."

Use of Proceeds. The Series 2012 Bonds are being issued to provide funds to (i) finance the acquisition and construction of certain public capital improvements of the District's wastewater system (the "Wastewater Enterprise") and (ii) pay the costs of issuing the Series 2012 Bonds. See "FINANCING PLAN."

Security for the Series 2012 Bonds. Under the Indenture, the Series 2012 Bonds are payable from and secured by a first pledge of and lien on "Revenues" received by the Authority under the Installment Sale Agreement, consisting primarily of installment payments (the "Installment Payments") made by the District under the Installment Sale Agreement. The District's Installment Payments are payable from and secured by "Net Revenues" (as defined in this Official Statement) of the Wastewater Enterprise. See "SECURITY FOR THE SERIES 2012 BONDS."

Parity Obligations of the District. The District may issue or incur additional obligations and bonds on parity with or subordinate to the Installment Payments if the conditions set forth in the Installment Sale Agreement are met. See "SECURITY FOR THE SERIES 2012 BONDS - Issuance by District of Additional Debt."

Bond Terms: Book-Entry Only. The Series 2012 Bonds will bear interest at the rates shown on the inside cover page, payable semiannually on October 1 and April 1 of each year, commencing on October 1, 2012, and will be issued in fully registered form without coupons in denominations of \$5,000 or any integral multiple of \$5,000. The Series 2012 Bonds will be issued in book-entry only form, initially registered in the name of Cede & Co., as nominee of The Depository Trust Company, New York, New York ("DTC"). Purchasers of the Series 2012 Bonds will not receive certificates representing their interests in the Series 2012 Bonds. Payments of the principal of, premium, if any, and interest on the Series 2012 Bonds will be made to DTC, which is obligated in turn to remit such principal, premium, if any, and interest to its participants for subsequent disbursement to the beneficial owners of the Series 2012 Bonds. See "THE SERIES 2012 BONDS - Book-Entry Only System."

Redemption. The Series 2012 Bonds are subject to optional redemption and mandatory sinking fund redemption before maturity. See "THE SERIES 2012 BONDS - Redemption."

The Series 2012 Bonds may not be appropriate investments for certain individuals. See "BOND OWNERS' RISKS" for a discussion of the risk factors that should be considered in evaluating the investment quality of the Series 2012 Bonds.

NONE OF THE SERIES 2012 BONDS, THE OBLIGATION OF THE AUTHORITY TO PAY PRINCIPAL THEREOF OR INTEREST THEREON, AND THE OBLIGATION OF THE DISTRICT TO MAKE THE INSTALLMENT PAYMENTS CONSTITUTES EITHER A DEBT OR A LIABILITY OF THE AUTHORITY, THE DISTRICT, THE STATE OF CALIFORNIA OR ANY OF THEIR RESPECTIVE POLITICAL SUBDIVISIONS WITHIN THE MEANING OF ANY CONSTITUTIONAL LIMITATION ON INDEBTEDNESS, OR A PLEDGE OF THE FULL FAITH AND CREDIT OF THE DISTRICT OR THE AUTHORITY. THE SERIES 2012 BONDS ARE SECURED SOLELY BY THE PLEDGE OF REVENUES AND CERTAIN FUNDS HELD UNDER THE INDENTURE. THE SERIES 2012 BONDS ARE NOT SECURED BY A PLEDGE OF THE TAXING POWER OF THE DISTRICT. THE AUTHORITY HAS NO TAXING POWER.

MATURITY SCHEDULE
(see inside cover)

THIS COVER PAGE CONTAINS CERTAIN INFORMATION FOR QUICK REFERENCE ONLY AND IS NOT A SUMMARY OF THIS ISSUE OF BONDS. INVESTORS SHOULD READ THE ENTIRE OFFICIAL STATEMENT TO OBTAIN INFORMATION ESSENTIAL TO THE MAKING OF AN INFORMED INVESTMENT DECISION WITH RESPECT TO THE PURCHASE OF ANY SERIES 2012 BONDS.

The Series 2012 Bonds are offered herein, as and if issued and received by the Underwriter and subject to the approval as to their legality by Jones Hall, A Professional Law Corporation, San Francisco, California, Bond Counsel. Certain legal matters will also be passed upon for the Authority and the District by Jones Hall, A Professional Law Corporation, as Disclosure Counsel. Certain legal matters will be passed upon for the District by the District's General Counsel. It is anticipated that the Series 2012 Bonds will be delivered in book-entry form through the facilities of DTC on or about February 16, 2012.

WULFF, HANSEN & CO.
ESTABLISHED 1931
INVESTMENT BANKERS

The date of this Official Statement is: February 1, 2012.

- In 2012, the Tiburon/Belvedere Wastewater Financing Authority (Sanitary District No. 5) issued \$10,935,000 in Revenue Bonds to finance Wastewater improvements, consisting of the rehabilitation and renovation of the Tiburon Plant.
- The Tiburon Plant replaced aging plant equipment with new equipment to reduce on-going maintenance and capital replacement project costs, increase reliability and redundancy and meet existing and new National Pollutant Discharge Elimination System permit requirements with respect to effluent blending.
- The District accomplished the 2012 financing with an efficient and lean structure at market rates.
- The interest rate market has recently become extremely accommodating for issuers and the District now has the opportunity to refund its 2012 Revenue Bonds, without extending the term of the obligation, to achieve savings and budget cash flow relief, ultimately saving money for ratepayers.

Market Timing: Now is the Time

- The interest rate chart on the right shows the **30-year Treasury** and **10-year Treasury** over the prior 12 months.
- Interest rates on municipal bonds are based on these Treasury rates and, as you can see, the current interest rate environment is extremely accommodating for issuers.
- As of October 14, 2019, the **30-year is at 2.19%**, and the **10-year is at 1.73%**.
- Looking back to October of 2018, the **30-year was around 3.45%** and the **10-year was around 3.10%**.



***Numerical Analysis of a 2019 Refunding of the
2012 Revenue Bonds, structured as a Private
Placement with a Private Bank Investor***

Refunding Analysis: Sources and Uses of Funds

Debt Service Savings Analysis Belvedere Tiburon Wastewater Financing Authority (Sanitary Dist. No. 5) 2019 Refunding (2012 Wastewater Revenue Bonds)	
Sources & Uses	
	2019 Private Placement
Sources	
Par Amount	7,700,000
Total Sources	7,700,000
Uses	
Refunding Escrow Deposit	7,550,430
Cost of Issuance	149,570
Total Uses	7,700,000
Dated Date	12/18/2019
Delivery Date	12/18/2019

*Numbers were run on September 30, 2019 at current market rates
All figures are preliminary, estimated, and subject to change*

- The 2012 Bonds have a remaining principal balance of \$7,205,000 that can be refinanced at a lower interest rate.
- The 2012 Bonds are callable at PAR on October 1, 2021. The bonds can be escrowed to the call date now by borrowing at today's lower interest rates to set up an escrow account covering the remaining payments through 10/1/2021, at which point the remaining principal balance would be paid off in full. This is achievable by issuing the Refunding Bonds today as taxable securities.
- Issuing an estimated \$7.7 million in Bonds would allow the District to fund an escrow account to pay off the remaining 2012 Bonds in 2021 and pay the Cost of Issuance of the new 2019 financing.
- As seen on the following slides, this would reduce the District's yearly interest payments without increasing the debt burden or extending the term of the obligation.

Refunding Analysis: Cost of Issuance

Belvedere Tiburon Wastewater Financing Authority
(Sanitary Dist. No. 5)
2019 Refunding (2012 Wastewater Revenue Bonds)

Estimated Cost of Issuance

<u>Service</u>	<u>Fee</u>	<u>% of Issuance Fee</u>
Bond Counsel	40,000.00	26.74%
Municipal Advisor	40,000.00	26.74%
Placement Agent	20,000.00	13.37%
Purchaser's Counsel	10,000.00	6.69%
Verification	3,000.00	2.01%
Escrow Bank	2,500.00	1.67%
Escrow Counsel	2,000.00	1.34%
Miscellaneous	<u>32,070.09</u>	<u>21.44%</u>
Total	149,570.09	100.00%

All figures are preliminary, estimated, and subject to change

- The estimated cost of issuance shown on the left shows the approximate costs and expenses associated with a refinancing of this type.
- All of the fees shown would be success-based fees paid out of the new bond proceeds, as shown on slide 5.
- As shown on slides 10 and 14, the Savings generated from this refinancing would cover the costs of issuance many times over.

Existing Bond Debt Service and Interest Rates on 2012 Bonds

Debt Service Savings Analysis Belvedere Tiburon Wastewater Financing Authority (Sanitary Dist. No. 5)					
Existing Bonds Debt Service					
Period Ending	2012 Bonds				
	Principal	Coupon	Yield	Interest	Debt Service
10/1/2020	480,000	2.00%	1.70%	325,950	805,950
10/1/2021	490,000	3.00%	1.95%	316,350	806,350
10/1/2022	505,000	3.00%	2.21%	301,650	806,650
10/1/2023	520,000	5.00%	3.05%	286,500	806,500
10/1/2024	545,000	5.00%	3.05%	260,500	805,500
10/1/2025	575,000	5.00%	3.05%	233,250	808,250
10/1/2026	600,000	5.00%	3.05%	204,500	804,500
10/1/2027	630,000	5.00%	3.05%	174,500	804,500
10/1/2028	665,000	5.00%	3.05%	143,000	808,000
10/1/2029	695,000	5.00%	3.05%	109,750	804,750
10/1/2030	730,000	5.00%	3.05%	75,000	805,000
10/1/2031	770,000	5.00%	3.05%	38,500	808,500
Total:	7,205,000			2,469,450	9,674,450

Scenario 1: 12-year Amortization (matches current maturity schedule)

Scenario 1: Estimated Bond Debt Service

- We conservatively estimate that 2019 Refunding Revenue Bonds for the District, for a 12-year period, would bear an interest rate of 2.40%. This rate is derived from comparable transactions recently purchased by private bank investors with whom we are in regular communication with.
- This interest rate would result in just over \$8.9 million in debt service payable over the life of the bonds compared with the more than \$9.6 million of remaining debt service payments on the 2012 Bonds, resulting in cash flow savings of over \$750,000.

Debt Service Savings Analysis Belvedere Tiburon Wastewater Financing Authority (Sanitary Dist. No. 5) 2019 Refunding (2012 Wastewater Revenue Bonds)				
Estimated New Bonds Debt Service				
Period Ending	2019 Private Placement			
	Principal	Coupon	Interest	Debt Service
10/1/2020	610,000	2.40%	145,273	755,273
10/1/2021	570,000	2.40%	170,160	740,160
10/1/2022	585,000	2.40%	156,480	741,480
10/1/2023	600,000	2.40%	142,440	742,440
10/1/2024	615,000	2.40%	128,040	743,040
10/1/2025	630,000	2.40%	113,280	743,280
10/1/2026	640,000	2.40%	98,160	738,160
10/1/2027	655,000	2.40%	82,800	737,800
10/1/2028	675,000	2.40%	67,080	742,080
10/1/2029	690,000	2.40%	50,880	740,880
10/1/2030	705,000	2.40%	34,320	739,320
10/1/2031	725,000	2.40%	17,400	742,400
Total:	7,700,000		1,206,313	8,906,313

Numbers were run on September 30, 2019 at current market rates

All figures are preliminary, estimated, and subject to change

Scenario 1: Savings

- Using these assumptions, the District would save approximately \$750,000 over the course of the next 12 years, or \$60,000+ per year.
- The use of the funds from the Savings would be unrestricted and could be used as the District sees fit, whether for capital improvements, facility maintenance, general expenses, a rainy-day fund, etc.

Period Ending	Estimated Cash Flow Savings		
	Proposed New Debt Service	Existing Debt Service	Estimated Savings
10/1/2020	755,273	805,950	50,677
10/1/2021	740,160	806,350	66,190
10/1/2022	741,480	806,650	65,170
10/1/2023	742,440	806,500	64,060
10/1/2024	743,040	805,500	62,460
10/1/2025	743,280	808,250	64,970
10/1/2026	738,160	804,500	66,340
10/1/2027	737,800	804,500	66,700
10/1/2028	742,080	808,000	65,920
10/1/2029	740,880	804,750	63,870
10/1/2030	739,320	805,000	65,680
10/1/2031	742,400	808,500	66,100
	8,906,313	9,674,450	768,137

*Numbers were run on September 30, 2019 at current market rates
All figures are preliminary, estimated, and subject to change*

Scenario 1: 5852.1 Disclosures

Section 5852.1 Disclosures*	
True Interest Cost:	2.40%
<u>Total Financing Charge:</u>	<u>\$ 149,570</u>
Net Proceeds:	\$ 7,550,430
Sum of Payments:	\$ 8,906,313
NPV Savings %	9%
*Section 5852.1 disclosures are good faith estimates regarding the 2019 Revenue Refunding Bonds	

Scenario 2: 10-year Amortization (shortening of maturity schedule)

Scenario 2: Estimated Bond Debt Service

- We conservatively estimate that 2019 Refunding Revenue Bonds for the District, for a 10-year period, would bear an interest rate of 2.25%. This rate is derived from comparable transactions recently purchased by private bank investors with whom we are in regular communication with.
- This interest rate would result in just under \$8.65 million in debt service payable over the life of the bonds compared with the more than \$9.6 million of remaining debt service payments on the 2012 Bonds, resulting in cash flow savings of over \$1,000,000.

Debt Service Savings Analysis				
Belvedere Tiburon Wastewater Financing Authority				
(Sanitary Dist. No. 5)				
2019 Refunding (2012 Wastewater Revenue Bonds)				
Estimated New Bonds Debt Service				
Period Ending	2019 Private Placement			
	Principal	Coupon	Interest	Debt Service
10/1/2020	715,000	2.25%	136,194	851,194
10/1/2021	710,000	2.25%	157,163	867,163
10/1/2022	725,000	2.25%	141,188	866,188
10/1/2023	740,000	2.25%	124,875	864,875
10/1/2024	760,000	2.25%	108,225	868,225
10/1/2025	775,000	2.25%	91,125	866,125
10/1/2026	790,000	2.25%	73,688	863,688
10/1/2027	810,000	2.25%	55,913	865,913
10/1/2028	830,000	2.25%	37,688	867,688
10/1/2029	845,000	2.25%	19,013	864,013
Total:	7,700,000		945,069	8,645,069

*Numbers were run on September 30, 2019 at current market rates
All figures are preliminary, estimated, and subject to change*

Scenario 2: Savings

- Using these assumptions, the District would save approximately \$1,029,000 over the course of the next 12 years. This would shorten the maturity of the obligation, thus accelerating debt service and increasing payments by approximately \$60,000/year for the first 10 years, with the total elimination of payments in years 11 and 12 (2030 and 2031).
- The use of the funds from the Savings would be unrestricted and could be used as the District sees fit, whether for capital improvements, facility maintenance, general expenses, a rainy-day fund, etc.

Period Ending	Estimated Cash Flow Savings		
	Proposed New Debt Service	Existing Debt Service	Estimated Savings
10/1/2020	851,194	805,950	(45,244)
10/1/2021	867,163	806,350	(60,813)
10/1/2022	866,188	806,650	(59,538)
10/1/2023	864,875	806,500	(58,375)
10/1/2024	868,225	805,500	(62,725)
10/1/2025	866,125	808,250	(57,875)
10/1/2026	863,688	804,500	(59,188)
10/1/2027	865,913	804,500	(61,413)
10/1/2028	867,688	808,000	(59,688)
10/1/2029	864,013	804,750	(59,263)
10/1/2030	-	805,000	805,000
10/1/2031	-	808,500	808,500
	8,645,069	9,674,450	1,029,381

*Numbers were run on September 30, 2019 at current market rates
All figures are preliminary, estimated, and subject to change*

Scenario 2: 5852.1 Disclosures

Section 5852.1 Disclosures*	
True Interest Cost:	2.25%
<u>Total Financing Charge:</u>	<u>\$ 149,570</u>
Net Proceeds:	\$ 7,550,430
Sum of Payments:	\$ 8,645,069
NPV Savings %	10%
*Section 5852.1 disclosures are good faith estimates regarding the 2019 Revenue Refunding Bonds	

SUMMARY OF CAPITAL IMPROVEMENT PROGRAM

Project Descriptions	2019/2020	2020/2021	2021/2022	2022/2023	2023/2024	2024/2025	2025/2026	2026/2027	2027/2028	2028/2029	TOTAL
Main Plant	265,000	230,000	65,000	50,000	275,000	515,000	515,000	15,000	215,000	185,000	2,330,000
Tiburon Pumps & Lines	1,239,450	200,000	375,000	625,000	625,000	775,000	1,125,000	425,000	375,000	425,000	6,189,450
Belvedere Pumps & Lines	1,420,550	770,000	700,000	320,000	300,000	535,000	550,000	535,000	1,050,000	315,000	6,495,550
Paradise Cove	140,000	275,000	285,000	60,000	10,000	70,000	35,000	10,000	110,000	10,000	1,005,000
MPR Debt Service	825,650	825,970	824,000	824,075	818,500	816,875	818,875	814,500	813,750	816,375	8,198,570
TOTAL	3,890,650	2,300,970	2,249,000	1,879,075	2,028,500	2,711,875	3,043,875	1,799,500	2,563,750	1,751,375	24,218,570

MAIN PLANT CAPITAL IMPROVEMENT PROGRAM

M.P. Project Description		2019/2020	2020/2021	2021/2022	2022/2023	2023/2024	2024/2025	2025/2026	2026/2027	2027/2028	2028/2029	TOTAL
	Screw Press Poly Blend Redundancy		15,000									15,000
	Dry Weather Influent Pump				35,000						35,000	70,000
	Wet Weather Influent Pump					60,000					60,000	120,000
	Flare Rehabilitation	50,000										50,000
	Headworks Grinder Replacement	15,000	15,000	15,000	15,000	15,000	15,000	15,000	15,000	15,000	15,000	150,000
	Maintenance Shop Replacement/Ops Control						500,000	500,000				1,000,000
	Underground Pipe and Valve Replacement	200,000										200,000
	(Utility) Truck Purchase			50,000							75,000	125,000
	Emergency Outfall Replacement		200,000									200,000
	Aeration Basin Diffuser Upgrade									200,000		200,000
	Emergency Generator Replacement					200,000						200,000
	MPR Bond Payment	800,650	800,970	799,000	799,075	793,500	791,875	793,875	789,500	788,750	791,375	7,948,570
	Undesignated Capital Projects	25,000	25,000	25,000	25,000	25,000	25,000	25,000	25,000	25,000	25,000	250,000
Treatment Plant Total		1,090,650	1,055,970	889,000	874,075	1,093,500	1,331,875	1,333,875	829,500	1,028,750	1,001,375	10,528,570

TIBURON CAPITAL IMPROVEMENT PROGRAM

<i>Tiburon Project Description</i>		2019/2020	2020/2021	2021/2022	2022/2023	2023/2024	2024/2025	2025/2026	2026/2027	2027/2028	2028/2029	TOTAL
	Sewer Line Rehabilitation Program	600,000		325,000	325,000	325,000	325,000	325,000	325,000	325,000	325,000	3,200,000
	Pump and Valve Replacement Program	25,000	25,000	25,000	25,000	25,000	25,000	25,000	25,000	25,000	25,000	250,000
	Communications Upgrade Project											0
	Force Main Rehabilitation- Multiple Sites	400,000			200,000	200,000	350,000	700,000				1,850,000
	Man Hole Rehabilitation		50,000		50,000		50,000		50,000		50,000	250,000
	Flow Meter Upgrade Project					50,000		50,000				100,000
	CCTV Sewer System w/ New PACP Data		100,000									100,000
	Vactor Truck	189,450										189,450
	Undesignated Capital Projects	25,000	25,000	25,000	25,000	25,000	25,000	25,000	25,000	25,000	25,000	250,000
<i>Tiburon Total</i>		1,239,450	200,000	375,000	625,000	625,000	775,000	1,125,000	425,000	375,000	425,000	6,189,450

BELVEDERE CAPITAL IMPROVEMENT PROGRAM

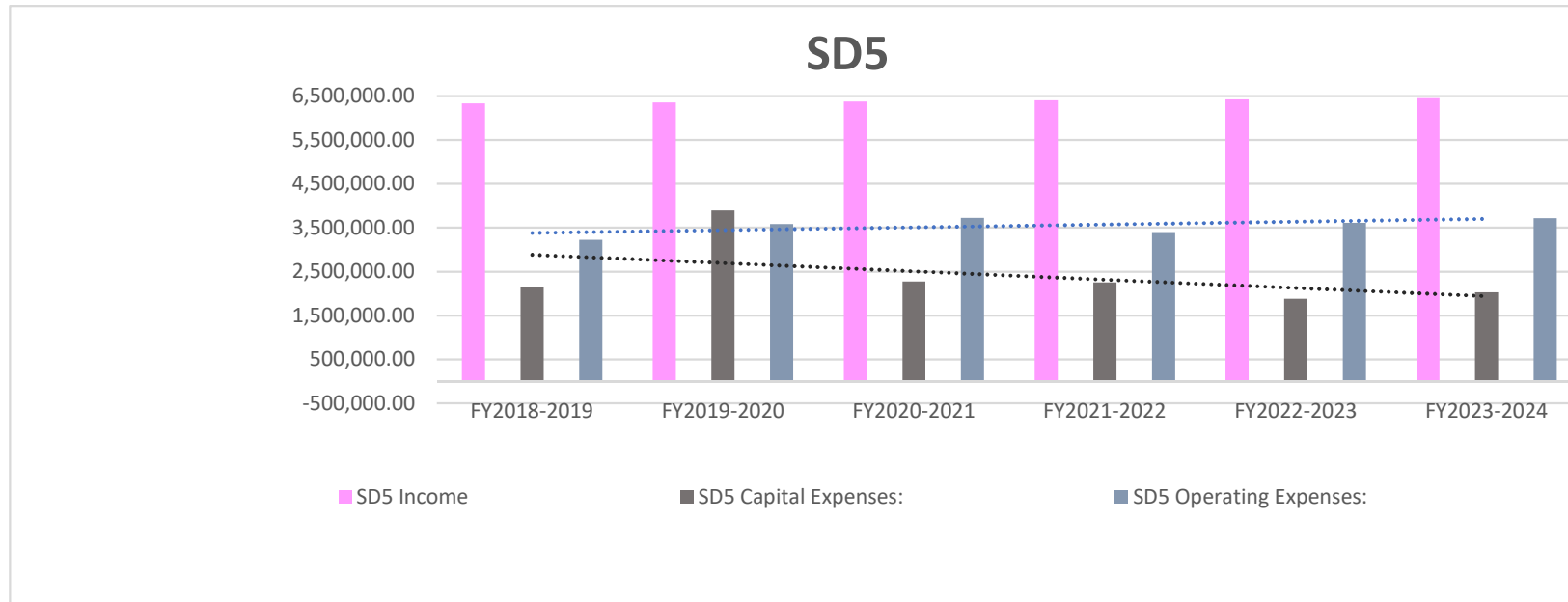
<i>Belvedere Project Description</i>		2019/2020	2020/2021	2021/2022	2022/2023	2023/2024	2024/2025	2025/2026	2026/2027	2027/2028	2028/2029	TOTAL
	Sewer Line Rehabilitation Program	600,000	0	250,000	250,000	250,000	250,000	250,000	250,000	250,000	250,000	2,600,000
	Pump and Valve Replacement Program	25,000	25,000	25,000	25,000	25,000	25,000	25,000	25,000	25,000	25,000	250,000
	Pump Station Control Panel - Upgrade	40,000						150,000				190,000
	Pump Station - Generator Replacement #1 & #2	20,000		100,000								120,000
	Cove Rd. Force Main Rehabilitation Project	600,000	600,000									1,200,000
	Force Main Replacement (multiple sites)						200,000		200,000	750,000		1,150,000
	Power Feed Improvement Project (BPS #9, #10, #11)			300,000								300,000
	CCTV Sewer System w/ New PACP Data		100,000									100,000
	Vactor Truck	110,550										110,550
	San Rafael Ave Diverter Line Install							100,000				100,000
	Flow Meter Install Project						15,000		15,000		15,000	45,000
	Man Hole Rehabilitation		20,000		20,000		20,000		20,000			80,000
	Undesignated Capital Projects	25,000	25,000	25,000	25,000	25,000	25,000	25,000	25,000	25,000	25,000	250,000
<i>Belvedere Total</i>		1,420,550	770,000	700,000	320,000	300,000	535,000	550,000	535,000	1,050,000	315,000	6,495,550

PARADISE COVE PLANT CAPITAL IMPROVEMENT PROGRAM

<i>Paradise Cove Project Description</i>		2019/2020	2020/2021	2021/2022	2022/2023	2023/2024	2024/2025	2025/2026	2026/2027	2027/2028	2028/2029	TOTAL
	Paradise Sewer Line Rehab Project		250,000	250,000								500,000
	Grit Removal Project				50,000							50,000
	Plant Grating Replacement- Fiberglass		15,000									15,000
	Communications Upgrade	20,000										20,000
	Influent Wet Well Access Replacement	25,000										25,000
	Flow Meter Replacement	10,000										10,000
	UV Disinfection						60,000					60,000
	Pump Replacement Program			25,000				25,000				50,000
	Paint Treatment Plant	75,000								100,000		175,000
	Undesignated Capital Projects	10,000	10,000	10,000	10,000	10,000	10,000	10,000	10,000	10,000	10,000	100,000
<i>Paradise Cove Total</i>		140,000	275,000	285,000	60,000	10,000	70,000	35,000	10,000	110,000	10,000	1,005,000

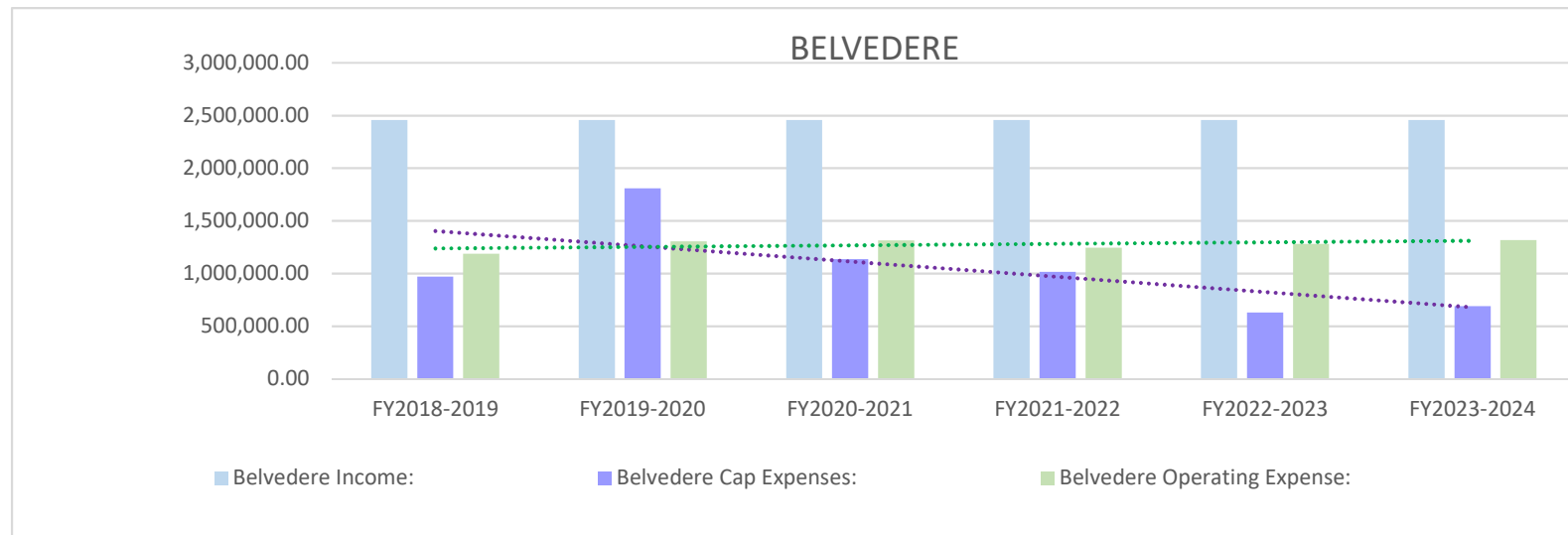
SD5 CASH BALANCE PROJECTIONS

	Estimate	Budget				
	<u>FY2018-2019</u>	<u>FY2019-2020</u>	<u>FY2020-2021</u>	<u>FY2021-2022</u>	<u>FY2022-2023</u>	<u>FY2023-2024</u>
SD5 Income	6,331,506.00	6,353,371.00	6,375,674.00	6,398,423.00	6,421,627.00	6,451,627.00
SD5 Capital Expenses:	2,139,610.40	3,891,700.00	2,274,950.00	2,250,970.00	1,879,000.00	2,028,500.00
SD5 Operating Expenses:	3,219,235.60	3,583,858.00	3,718,475.00	3,401,258.01	3,608,401.00	3,716,576.00



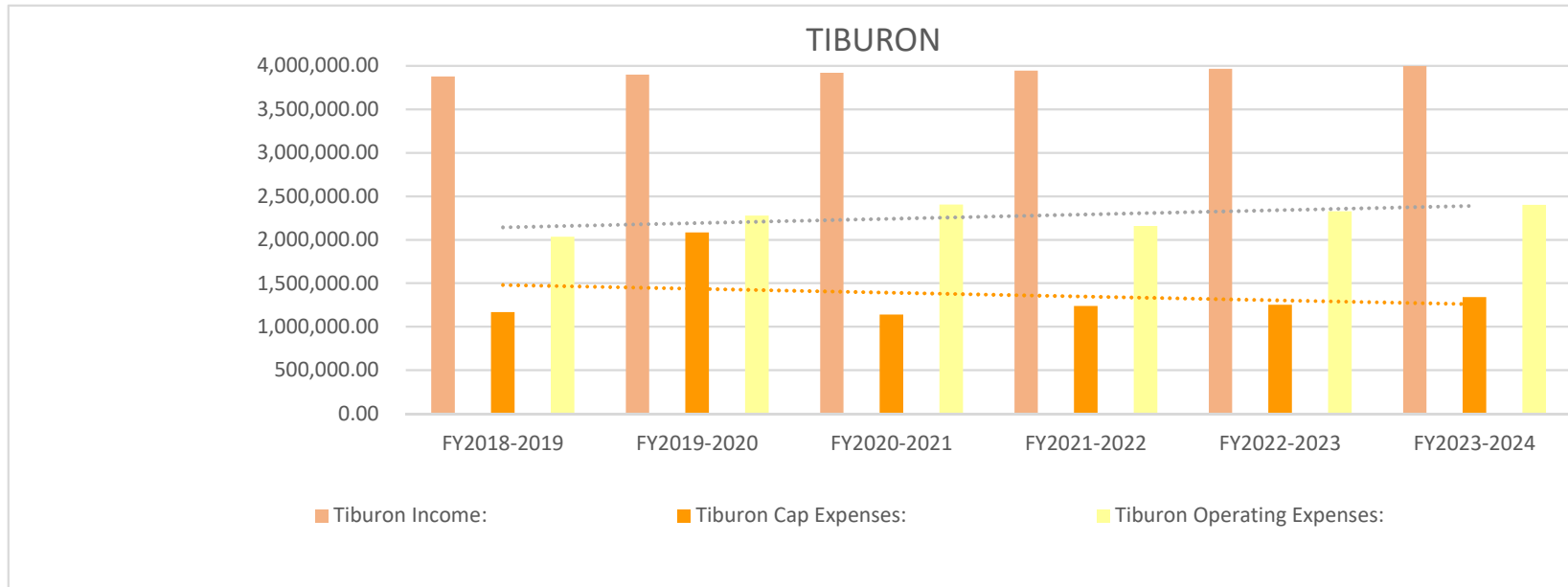
BELVEDERE CASH BALANCE PROJECTIONS

	Estimate FY2018-2019	Budget FY2019-2020	FY2020-2021	FY2021-2022	FY2022-2023	FY2023-2024
Belvedere Income:	2,455,642.00	2,455,642.00	2,455,642.00	2,455,642.00	2,455,642.00	2,455,642.00
Belvedere Cap Expenses:	971,057.72	1,809,366.24	1,136,497.39	1,014,859.13	628,637.80	689,613.20
Belvedere Operating Expense:	1,186,657.28	1,305,891.76	1,314,775.61	1,243,076.87	1,281,494.20	1,317,837.80



TIBURON CASH BALANCE PROJECTIONS

	Estimate FY2018-2019	Budget FY2019-2020	FY2020-2021	FY2021-2022	FY2022-2023	FY2023-2024
Tiburon Income:	3,875,864.00	3,897,729.00	3,920,032.00	3,942,781.00	3,965,985.00	3,995,985.00
Tiburon Cap Expenses:	1,168,552.68	2,082,333.76	1,138,452.61	1,236,110.87	1,250,362.20	1,338,886.80
Tiburon Operating Expenses:	2,032,578.32	2,277,966.24	2,403,699.39	2,158,181.14	2,326,906.80	2,398,738.20



RESOLUTION NO. 2019-10

SANITARY DISTRICT NO. 5 OF MARIN COUNTY

**A RESOLUTION RATIFYING USE OF APPROXIMATELY \$120,889
FROM CAPITAL RESERVE FUNDS FOR PAYMENT OF CALPERS'
FRESH START & ASSET OFFSETS, ASSUMPTION & METHOD CHANGES,
ACCRUED ASSET & NON-ASSET BALANCES FOR
CLASSIC MEMBERS' UNFUNDED LIABILITY**

WHEREAS, the California Public Employees Retirement System (CalPERS) established risk pools to reduce or eliminate the large fluctuations in the employer's contribution rate caused by unexpected demographic events;

WHEREAS, by mandate of CalPERS, the Sanitary District No. 5 of Marin County is responsible for a share of CalPERS' FY2017-2018 Pooled Assumption Change Liability, Asset (Gain)/Loss Liability, and Non-Asset (Gain)/Loss Liability;

WHEREAS, Sanitary District No. 5 of Marin County's share of the CalPERS' FY2017-2018 Pooled Fresh Start Balance and Assets (*Gains*) are (\$256,853.52 (*Two Hundred Fifty-Six Thousand, Eight Hundred Fifty-three Dollars and fifty-two cents*));

WHEREAS, Sanitary District No. 5 of Marin County's share of the CalPERS' FY2017-2018 Pooled Assumption and Method Change Liabilities are \$340,354.16 (Three Hundred Forty Thousand, Three Hundred Fifty-Four Dollars and sixteen cents);

WHEREAS, Sanitary District No. 5 of Marin County's share of the CalPERS' FY2017-2018 Pooled Non-Asset Liabilities are \$37,388.36 (Thirty-Seven Thousand, Three Hundred Eighty-Eight Dollars and thirty-six cents);

WHEREAS, the balance of these unfunded liabilities (as of September 23, 2019) is \$120,889 (One Hundred Twenty Thousand, Eight Hundred Eighty-Nine Dollars) total;

WHEREAS, Tiburon Capital Reserve funds will be responsible for \$77,822.29 (Seventy-Seven Thousand, Eight Hundred Twenty-Two Dollars and twenty-nine cents) equaling 64.375% of the total CalPERS unfunded assumption, asset & non-asset liability amount;

WHEREAS, Belvedere Capital Reserve funds will be responsible for \$43,066.71 (Forty-Three Thousand, Sixty-Six Dollars and seventy-one cents), equaling 35.625% of the total CalPERS unfunded assumption, asset & non-asset liability amount;

WHEREAS, CalPERS treats these unfunded liabilities as loans to SD5 and has created an amortized schedule of payments that includes interest equal to the CalPERS discount rate, currently 7.00%;

WHEREAS, the SD5 has the option to make a lump sum pay-off of its share of CalPERS' FY2017-2018 Pooled Assumption and Method Change Liability, Asset (Gain)/Loss Liability, and Non-Asset (Gain)/Loss Liability at any time;

WHEREAS, on September 19, 2019, the SD5 Board of Directors authorized staff and the Board President, by motion, to make the lump sum pay-off of CalPERS' unfunded liability on September 23 2019, and did make such payment;

NOW THEREFORE BE IT RESOLVED, that the SD5 Board of Directors ratifies the Sanitary District No. 5 of Marin County Board President's execution of the necessary documents to make a lump sum payment of the SD5's portion of CalPERS' unfunded liability of approximately \$120,889

* * * * *

I certify that the foregoing is a full, true, and correct copy of a resolution duly and regularly passed and adopted by the Board of Directors of Sanitary District No. 5 of Marin County, California, at a meeting thereof held on the 17th of October, 2019, by the following vote:


AYES, and in favor thereof, Directors: *Tod Moody, John Carnier, Michael Lasky, Catharine Benediksen, Richard Snyder*

NOES, Directors: *NONE*

ABSTAIN, Directors: *NONE*


ABSENT, Directors: *NONE*

APPROVED:



Tod Moody
President, Board of Directors

ATTEST:



Michael Lasky
Secretary, Board of Directors

RESOLUTION NO. 2019-11

SANITARY DISTRICT NO. 5 OF MARIN COUNTY

**A RESOLUTION RATIFYING USE OF APPROXIMATELY \$10,888
FROM CAPITAL RESERVE FUNDS FOR PAYMENT OF CALPERS'
ASSET OFFSETS, ASSUMPTION & METHOD CHANGES, UNFUNDED ACCRUED
NON-ASSET BALANCES FOR PEPRA MEMBERS' UNFUNDED LIABILITY**

WHEREAS, the California Public Employees Retirement System (CalPERS) established risk pools to reduce or eliminate the large fluctuations in the employer's contribution rate caused by unexpected demographic events;

WHEREAS, by mandate of CalPERS, the Sanitary District No. 5 of Marin County is responsible for a share of CalPERS' FY2017-2018 Pooled Assumption Change Liability, Asset (Gain)/Loss Liability, and Non-Asset (Gain)/Loss Liability;

WHEREAS, Sanitary District No. 5 of Marin County's share of the CalPERS' FY2017-2018 Pooled Fresh Start Balance and Assets (*Gains*) are (\$2,511.73 (*Two Thousand, Five Hundred Eleven Dollars and seventy-four cents*)));

WHEREAS, Sanitary District No. 5 of Marin County's share of the CalPERS' FY2017-2018 Pooled Assumption and Method Change Liabilities are \$12,443.83 (Twelve Thousand, Four Hundred Forty-Three Dollars and eighty-three cents);

WHEREAS, Sanitary District No. 5 of Marin County's share of the CalPERS' FY2017-2018 Pooled Non-Asset Liabilities are \$955.90 (Nine Hundred Fifty-Five Dollars and ninety cents);

WHEREAS, the balance of these unfunded liabilities (as of September 23, 2019) is \$10,888 (One Hundred Twenty Thousand, Eight Hundred Eighty-Nine Dollars) total;

WHEREAS, Tiburon Capital Reserve funds will be responsible for \$7,009.15 (Seven Thousand, Nine Dollars and fifteen cents) equaling 64.375% of the total CalPERS unfunded assumption, asset & non-asset liability amount;

WHEREAS, Belvedere Capital Reserve funds will be responsible for \$3,878.85 (Three Thousand, Eight Hundred Seventy-Eight Dollars and eighty-five cents), equaling 35.625% of the total CalPERS unfunded assumption, asset & non-asset liability amount;

WHEREAS, CalPERS treats these unfunded liabilities as loans to SD5 and has created an amortized schedule of payments that includes interest equal to the CalPERS discount rate, currently 7.00%;

Resolution No. 2019-11
October 17, 2019

WHEREAS, the SD5 has the option to make a lump sum pay-off of its share of CalPERS' FY2017-2018 Pooled Assumption and Method Change Liability, Asset (Gain)/Loss Liability, and Non-Asset (Gain)/Loss Liability at any time;

WHEREAS, on September 19, 2019, the SD5 Board of Directors authorized staff and the Board President, by motion, to make the lump sum pay-off of CalPERS' unfunded liability on September 23 2019, and did make such payment;

NOW THEREFORE BE IT RESOLVED, that the SD5 Board of Directors ratifies the Sanitary District No. 5 of Marin County Board President's execution of the necessary documents to make a lump sum payment of the SD5's portion of CalPERS' unfunded liability of approximately \$10,888

* * * * *

I certify that the foregoing is a full, true, and correct copy of a resolution duly and regularly passed and adopted by the Board of Directors of Sanitary District No. 5 of Marin County, California, at a meeting thereof held on the 17th of October, 2019, by the following vote:

AYES, and in favor thereof, Directors: Tod Moody, John Carabet, Michael Lasky,
CATHERINE BENEDIKTSSON, RICHARD SNYDER

NOES, Directors: NONE

ABSTAIN, Directors: NONE


ABSENT, Directors: NONE

APPROVED:



Tod Moody
President, Board of Directors

ATTEST:



Michael Lasky
Secretary, Board of Directors



June 26, 2019

RECEIVED

JUL 11 2019

Sanitary District No. 5
of Marin County

Tod Moody, President
John Carapiet, Vice President
Michael Lasky, Secretary
Catherine Benediktsson, Director
Richard Snyder, Director
Sanitary District No. 5 Marin County

Re: Belvedere Tiburon Library Expansion Project

Dear Mr. Moody and Members of the District Board,

First a thank you for completing the processing of the plans for the Library Expansion project, which we intend to get into construction in the next month or two. Working with your District Manager, Tony Rubio, has made the process understandable and responsive to our requirements.

As you know from the press the Expansion Project is being carried out by our Library, which is a Joint Powers Agency formed by The City of Belvedere and the Town of Tiburon, as a public project predominantly funded by donations from citizens of our two communities.

The Town of Tiburon is the lead agency as the site of the Library is in Tiburon adjacent to Tiburon Town Hall. The Town and the Library also share the parking lot, the civic plaza and Zelinsky Park. The Town has generously waived its usually applied fees for plan review and processing and by this letter we are requesting that the District also waive its fee of \$16,746.00 as a measure of support for this community facility, which serves all the community free of charge.

Should the Board wish us to present the plans for the expansion at one of its meetings we would be pleased to do so.

Your favorable consideration would be very much appreciated.

Respectfully,

Deborah Mazzolini, Library Director

Cc: Tony Rubio, General Manager