

SANITARY DISTRICT NO. 5 OF MARIN COUNTY
2001 Paradise Drive
Tiburon, California 94920

AGENDA

Finance & Fiscal Oversight Committee Special Meeting
Tuesday, May 11th 2021, 3:00 p.m.

CORONA VIRUS (COVID-19) ADVISORY NOTICE

Consistent with Executive Orders No. N-25-20 and No. N-29-20 from the Executive Department of the State of California, the Meeting will not be physically open to the public and all Board Members and Staff will be teleconferencing into the meeting.

How to Submit Public Comments:

Comments submitted prior to the commencement of the meeting will be presented to the Committee and included in the public record for the meeting.

Public Comments are to be submitted via email to rdohrmann@sani5.org.

In addition, members of the public who are calling-in will have the opportunity to provide public comments by following the steps below:

How to Participate in the Meeting:

Join Zoom Meeting by clicking on the following link:

<https://us02web.zoom.us/j/6230620778>

Meeting ID: 623 062 0778

or join by phone:

Call in number: (669) 900-9128

Participant Code: 623 062 0778

I. Roll Call

II. Public Comments

III. New Business

1. Warrants for April 14th through May 11th 2021

2. Financial reports for April 2021

3. Review SD5 Preliminary FY2021-2022 Budget changes per SD5's Budget Workshop direction

4. Upcoming District obligations for May through June 2021

IV. Adjournment

*This Committee may be attended by Board Members who do not serve on this committee. In the event that a quorum of the entire Board is present, this Committee shall act as a Committee of the Whole. In either case, any item acted upon by the Committee or the Committee of the Whole will require consideration and action by the full Board of Directors as a prerequisite to its legal enactment. **Accessible public meetings:** Any member of the public who needs accommodations should email the Office Manager, at rdohrmann@sani5.org, who will use her best efforts to provide as much accessibility as possible while also maintaining public safety.*

Sanitary Distr. No.5 of Marin Co.

Warrant List Summary

April 14 through May 11, 2021

05/06/21

Date	Num	Name	Memo	Amount
JP Morgan Chase - Primary 7399				
05/06/21	EFT	Replacement Benefit Fund	Cust ID: 4163206459, Robert Lynch RBF Charges, CalPERS, May 2021	-341.64
05/06/21	EFT	CalPERS	EFT Health Premium, May 2021, Cust #4163206459	-14,248.69
05/06/21	EFT	PERS	EFT PERS Retirement, April 2021	-18,141.48
04/15/21	8199	Comcast Business	Acct# 8155 30 011 0149465, Bus. Voice, Internet & Cable, Feb-Mar-Apr, 2021	-1,214.14
04/15/21	8200	Maggiore & Ghilotti, Inc.	M&G Project #7716 - Cove Rd. Force Main Replacement Project, February 2021	-216,413.42
04/15/21	8201	Special District Risk Management Authority	Member #7665, Life, Vision, DDS & LTD Ins., May 2021	-1,433.23
04/15/21	8202	State Water Resources Control Board	A Rubio Cert Renewals - April 2021	-110.00
04/15/21	8203	Verizon Wireless	Acct #0342125502-00001: iPhones, March 2021	-310.31
04/15/21	8204	Cintas Corporation #626	Acct #626-00821, PPE/Safetywear + Service, March 2021	-55.68
05/11/21	8205	Access Answering Service	Acct #4080C, Answering Service, May 2021	-60.00
05/11/21	8206	APG Neuros, Inc.	M.P. Maint. Supplies, April 2021	-158.88
05/11/21	8207	AT&T	Acct #960732-76375559, April 2021	-961.04
05/11/21	8208	Atlas Copco Compressors, LLC	Cust #4000110864, M.P. parts & Svc, April 2021	-660.00
05/11/21	8209	BAAQMD	Cust #10FZ3A1523 & 25GU8E2957, Plant #1523 & #22957, SD5 BAAQMD Permits, ...	-15,288.00
05/11/21	8210	Bank of New York Mellon Trust Company	Acct#: TIB/BELV2012, MPR Bond Admin & Dissem Fee, Mar 2021	-950.00
05/11/21	8211	Banshee Networks, Inc.	Computer/IT Support, March 2021	-3,494.70
05/11/21	8212	Breije and Race Laboratories, Inc.	M.P./P.C. Plant Samples, February & March 2021	-3,230.00
05/11/21	8213	Caltest Analytical Laboratory	M.P./P.C. Lab Sampling, April 2021	-2,184.05
05/11/21	8214	Cintas Corporation #626	Acct #626-00821, PPE/Safetywear + Service, April 2021	-177.29
05/11/21	8215	CWEA	Certificate Renewals, May 2021	-576.00
05/11/21	8216	DKF Solutions Group, LLC	My Safety Officer Monthly Subscription, April 2021	-350.00
05/11/21	8217	Environmental Resource Associates	Acct #S057001, M.P. Lab Supplies, April 2021	-1,448.50
05/11/21	8218	Environmental Systems Research Institute	Cust #356200, ArcGIS Maintenance, April 2021 (FY21-22 AJE)	-700.00
05/11/21	8219	Fastenal Company	CASA10962, M.P. Supplies, April 2021	-3,273.86
05/11/21	8220	Frank Olsen Co.	Pump & Valve Replacement Program, April 2021	-3,231.81
05/11/21	8221	HDR Engineering, Inc.	Consulting, MCS D5 Cllxn Sys Mstr Plan + Alt Enegy Study, April 2021	-16,357.75
05/11/21	8222	JM Integration, LLC	M.P. Parts & Service, April 2021	-2,010.64
05/11/21	8223	JWC Environmental	Cust ID #5034423, M.P. Supplies + Parts & Service, April 2021	-2,611.38
05/11/21	8224	Larry Walker Associates, Inc.	Tech Support for M.P. NPDES Reg. Assistance, March 2021	-411.00
05/11/21	8225	Maggiore & Ghilotti, Inc.	M&G Project #7716 - Cove Rd. Force Main Replacement Project, May 2021	-189,361.08
05/11/21	8226	Marin Municipal Water District	Water, Feb - Apr 2021	-1,374.03
05/11/21	8227	McCampbell Analytical, Inc.	M.P. Monitoring, Chron Tox Testing, April 2021	-1,112.50
05/11/21	8228	Mill Valley Refuse Service, Inc.	Acct #032945, SLUDGE TRANSPORT, March 2021	-1,800.00
05/11/21	8229	Ongaro & Sons, Inc.	Client #1082, TPS#2, April 2021	-70.00
05/11/21	8230	Peterson	Cust #:5656305, BPS#1, April 2021	-1,259.31
05/11/21	8231	Ram Print and Communications	Admin/Off Supplies, SD5 stamp, March 2021	-75.78
05/11/21	8232	SWRCB-DWOC	A Rubio Cert Renewals - April 2021 (FY21-22 AJE)	-160.00
05/11/21	8233	Town of Tiburon	Fuel, March 2021	-933.70
05/11/21	8234	U.S. Bank	Acct#:4246-0441-0158-3635, March-April 2021	-581.18
05/11/21	8235	Univar	Cust ID #STDT001, Chemicals, April 2021	-11,503.21
05/11/21	8236	USA BlueBook	Cust #933682, Safety/PPE Supplies, April 2021	-1,406.44
05/11/21	8237	VWR International, LLC	Acct #80012138, Lab Supplies, April 2021	-248.48
05/11/21	8238	Water Components & Building Supply	Acct #454, M.P. Maint. Supplies, April 2021	-559.00
05/11/21	8239	WorkSmart Automation, Inc.	SD5 Comm System Maintenance, May 2021 (AJE FY21-22)	-11,262.08
05/11/21	8240	Driscoll, Stephen	EE Incentive, April 2021	-1,000.00
05/11/21	8241	La Torre, Daniel P.	Standby Mileage Reimb. Oct - Dec, 2020	-1,108.80
05/11/21	8242	Rubio, Antonio	Board Room Chairs Reimb + Testing + Travel Reimb. re WEF Conference, May 2021	-4,637.93
Total JP Morgan Chase - Primary 7399				-538,857.01
TOTAL				-538,857.01

Sanitary Distr. No.5 of Marin Co.

Warrant List Detail

April 14 through May 11, 2021

05/06/21

Date	Num	Name	Memo	Account	Class	Paid Amount
05/06/21	EFT	Replacement Benefit Fund	Cust ID: 4163206459, Robert Lynch RBF Charges, CalPERS, May 2021	JP Morgan Chase - Primary 7399		
			Inv#10000016387491, Replacement Benefit Fund Charges - Robert Lynch CalPERS for May 2021	8019 · PERS Retirement	Belvedere	-122.81
			Inv#10000016387491, Replacement Benefit Fund Charges - Robert Lynch CalPERS for May 2021	8019 · PERS Retirement	Tiburon:Paradise Cove	-8.87
			Inv#10000016387491, Replacement Benefit Fund Charges - Robert Lynch CalPERS for May 2021	8019 · PERS Retirement	Tiburon	-209.96
TOTAL						-341.64
05/06/21	EFT	CalPERS	EFT Health Premium, May 2021, Cust #4163206459	JP Morgan Chase - Primary 7399		
			Active Employee Health Premium - May 2021	8020.05 · Employee Health	Belvedere	-4,797.05
			Active Employee Health Premium - May 2021	8020.05 · Employee Health	Tiburon:Paradise Cove	-345.60
			Active Employee Health Premium - May 2021	8020.05 · Employee Health	Tiburon	-8,201.03
			Retiree Health Premium - May 2021	8022.05 · Reitree Health	Belvedere	-308.45
			Retiree Health Premium - May 2021	8022.05 · Reitree Health	Tiburon:Paradise Cove	-22.22
			Retiree Health Premium - May 2021	8022.05 · Reitree Health	Tiburon	-527.33
			Active Employee Health Premium - May 2021 - Admin Fee	8020.05 · Employee Health	Belvedere	-11.51
			Active Employee Health Premium - May 2021 - Admin Fee	8020.05 · Employee Health	Tiburon:Paradise Cove	-0.83
			Active Employee Health Premium - May 2021 - Admin Fee	8020.05 · Employee Health	Tiburon	-19.68
			Retiree Health Premium - May 2021 - Admin Fee	8022.05 · Reitree Health	Belvedere	-5.39
			Retiree Health Premium - May 2021 - Admin Fee	8022.05 · Reitree Health	Tiburon:Paradise Cove	-0.39
			Retiree Health Premium - May 2021 - Admin Fee	8022.05 · Reitree Health	Tiburon	-9.21
TOTAL						-14,248.69
05/06/21	EFT	PERS	EFT PERS Retirement, April 2021	JP Morgan Chase - Primary 7399		
			Retirement April 2021(Classic 1600 Rate): ER @ 14.194 %; EE @ 3.0%	8019.05 · PERS Retirement	Belvedere	-4,756.61
			Retirement April 2021(Classic 1600 Rate)	8019.05 · PERS Retirement	Tiburon:Paradise Cove	-342.69
			Retirement April 2021(Classic 1600 Rate)	8019.05 · PERS Retirement	Tiburon	-8,131.89
			Retirement April 2021(PEPRA Rates: ER @ 7.732%; EE @ 6.75%)	8019.05 · PERS Retirement	Belvedere	-1,765.25
			Retirement April 2021(PEPRA Rate)	8019.05 · PERS Retirement	Tiburon:Paradise Cove	-127.18
			Retirement April 2021(PEPRA Rate)	8019.05 · PERS Retirement	Tiburon	-3,017.86
TOTAL						-18,141.48
04/15/21	8199	Comcast Business	Acct# 8155 30 011 0149465, Bus. Voice, Internet & Cable, Feb-Mar-Apr, 2021	JP Morgan Chase - Primary 7399		
			Bundle: Cable (\$84.90) + Fees (\$27.05), 3.12.2021 - 4.11.2021	8510 · Data/Alarms/IT Supp & Licensi...	Belvedere	-40.25
			Bundle: Cable (\$84.90) + Fees (\$27.05), 3.12.2021 - 4.11.2021	8510 · Data/Alarms/IT Supp & Licensi...	Tiburon:Paradise Cove	-2.90
			Bundle: Cable (\$84.90) + Fees (\$27.05), 3.12.2021 - 4.11.2021	8510 · Data/Alarms/IT Supp & Licensi...	Tiburon	-68.80
			Bundle: Internet (\$134.85), 3.12.2021 - 4.11.2021	8510 · Data/Alarms/IT Supp & Licensi...	Belvedere	-48.48
			Bundle: Internet (\$134.85), 3.12.2021 - 4.11.2021	8510 · Data/Alarms/IT Supp & Licensi...	Tiburon:Paradise Cove	-3.49
			Bundle: Internet (\$134.85), 3.12.2021 - 4.11.2021	8510 · Data/Alarms/IT Supp & Licensi...	Tiburon	-82.88
			Bundle: Land Line Phones (\$243.00) + Fees (\$41.60), 3.12.2021 - 4.11.2021	8531 · Main Plant Telephones	Belvedere	-102.31
			Bundle: Land Line Phones (\$243.00) + Fees (\$41.60), 3.12.2021 - 4.11.2021	8532 · Paradise Cove Telephones	Tiburon:Paradise Cove	-7.37
			Bundle: Land Line Phones (\$243.00) + Fees (\$41.60), 3.12.2021 - 4.11.2021	8531 · Main Plant Telephones	Tiburon	-174.92
			Bundle: Taxes & Fees (+/- \$5 - varies/mo), 3.12.2021 - 4.11.2021	8510 · Data/Alarms/IT Supp & Licensi...	Belvedere	-2.32
			Bundle: Taxes & Fees (+/- \$5 - varies/mo), 3.12.2021 - 4.11.2021	8510 · Data/Alarms/IT Supp & Licensi...	Tiburon:Paradise Cove	-0.17
			Bundle: Taxes & Fees (+/- \$5 - varies/mo), 3.12.2021 - 4.11.2021	8510 · Data/Alarms/IT Supp & Licensi...	Tiburon	-3.97
			Bundle: Taxes & Fees (+/- \$5 - varies/mo), 3.12.2021 - 4.11.2021	8531 · Main Plant Telephones	Belvedere	-2.32
			Bundle: Taxes & Fees (+/- \$5 - varies/mo), 3.12.2021 - 4.11.2021	8532 · Paradise Cove Telephones	Tiburon:Paradise Cove	-0.17
			Bundle: Taxes & Fees (+/- \$5 - varies/mo), 3.12.2021 - 4.11.2021	8531 · Main Plant Telephones	Tiburon	-3.97
			Bundle: Cable (\$84.90) + Fees (\$27.05), 4.12.2021 - 5.11.2021	8510 · Data/Alarms/IT Supp & Licensi...	Belvedere	-88.19
			Bundle: Cable (\$84.90) + Fees (\$27.05), 4.12.2021 - 5.11.2021	8510 · Data/Alarms/IT Supp & Licensi...	Tiburon:Paradise Cove	-6.37
			Bundle: Cable (\$84.90) + Fees (\$27.05), 4.12.2021 - 5.11.2021	8510 · Data/Alarms/IT Supp & Licensi...	Tiburon	-150.76
			Bundle: Internet (\$134.85), 4.12.2021 - 5.11.2021	8510 · Data/Alarms/IT Supp & Licensi...	Belvedere	-23.64
			Bundle: Internet (\$134.85), 4.12.2021 - 5.11.2021	8510 · Data/Alarms/IT Supp & Licensi...	Tiburon:Paradise Cove	-1.70
			Bundle: Internet (\$134.85), 4.12.2021 - 5.11.2021	8510 · Data/Alarms/IT Supp & Licensi...	Tiburon	-40.41
			Bundle: Land Line Phones (\$243.00) + Fees (\$41.60), 4.12.2021 - 5.11.2021	8531 · Main Plant Telephones	Belvedere	-124.11
			Bundle: Land Line Phones (\$243.00) + Fees (\$41.60), 4.12.2021 - 5.11.2021	8532 · Paradise Cove Telephones	Tiburon:Paradise Cove	-8.94
			Bundle: Land Line Phones (\$243.00) + Fees (\$41.60), 4.12.2021 - 5.11.2021	8531 · Main Plant Telephones	Tiburon	-212.18
			Bundle: Taxes & Fees (+/- \$5 - varies/mo), 4.12.2021 - 5.11.2021	8510 · Data/Alarms/IT Supp & Licensi...	Belvedere	-2.43
			Bundle: Taxes & Fees (+/- \$5 - varies/mo), 4.12.2021 - 5.11.2021	8510 · Data/Alarms/IT Supp & Licensi...	Tiburon:Paradise Cove	-0.18
			Bundle: Taxes & Fees (+/- \$5 - varies/mo), 4.12.2021 - 5.11.2021	8510 · Data/Alarms/IT Supp & Licensi...	Tiburon	-4.15
			Bundle: Taxes & Fees (+/- \$5 - varies/mo), 4.12.2021 - 5.11.2021	8531 · Main Plant Telephones	Belvedere	-2.43

Sanitary Distr. No.5 of Marin Co.

Warrant List Detail

April 14 through May 11, 2021

05/06/21

Date	Num	Name	Memo	Account	Class	Paid Amount
			Bundle: Taxes & Fees (+/- \$5 - varies/mo), 4.12.2021 - 5.11.2021	8532 · Paradise Cove Telephones	Tiburon:Paradise Cove	-0.18
			Bundle: Taxes & Fees (+/- \$5 - varies/mo), 4.12.2021 - 5.11.2021	8531 · Main Plant Telephones	Tiburon	-4.15
TOTAL						-1,214.14
04/15/21	8200	Maggiora & Ghilotti, Inc.	M&G Project #7716 - Cove Rd. Force Main Replacement Project, February 2021	JP Morgan Chase - Primary 7399		
			Inv #11612, Progress Payment #10, Force Main Replacement Project (100.0% Belv), thru February 2021	9311.2 · Cove Rd FM - Const, Ph I	Belvedere	-29,667.00
			Retention Withheld re PP#10 (100.0% Belv), thru February 2021	Retainage Payable	Belvedere	1,483.38
			Inv #11612, Progress Payment #10, Force Main Replacement Project (100.0% Tib), thru February 2021	9311.2 · Cove Rd FM - Const, Ph I	Tiburon	-198,137.00
			Retention Withheld re PP#10 (100.0% Tib), thru February 2021	Retainage Payable	Tiburon	9,907.20
TOTAL						-216,413.42
04/15/21	8201	Special District Risk Manageme...	Member #7665, Life, Vision, DDS & LTD Ins., May 2021	JP Morgan Chase - Primary 7399		
			Employee Life & ADD Insurance - Inv #35214 - May 2021	8020.05 · Employee Health	Belvedere	-44.00
			Employee Life & ADD Insurance - Inv #35214 - May 2021	8020.05 · Employee Health	Tiburon:Paradise Cove	-3.17
			Employee Life & ADD Insurance - Inv #35214 - May 2021	8020.05 · Employee Health	Tiburon	-75.23
			Employee LTD Insurance - Inv #35214 - May 2021	8020.05 · Employee Health	Belvedere	-117.15
			Employee LTD Insurance - Inv #35214 - May 2021	8020.05 · Employee Health	Tiburon:Paradise Cove	-8.44
			Employee LTD Insurance - Inv #35214 - May 2021	8020.05 · Employee Health	Tiburon	-200.27
			Employee DDS Insurance - Inv #35214 - May 2021	8020.05 · Employee Health	Belvedere	-301.59
			Employee DDS Insurance - Inv #35214 - May 2021	8020.05 · Employee Health	Tiburon:Paradise Cove	-21.73
			Employee DDS Insurance - Inv #35214 - May 2021	8020.05 · Employee Health	Tiburon	-515.60
			Employee Vision Insurance - Inv #35214 - May 2021	8020.05 · Employee Health	Belvedere	-52.50
			Employee Vision Insurance - Inv #35214 - May 2021	8020.05 · Employee Health	Tiburon:Paradise Cove	-3.78
			Employee Vision Insurance - Inv #35214 - May 2021	8020.05 · Employee Health	Tiburon	-89.77
TOTAL						-1,433.23
04/15/21	8202	State Water Resources Control ...	A Rubio Cert Renewals - April 2021	JP Morgan Chase - Primary 7399		
			A. Rubio - SWRCB Cert Renewal (#10590) Application Fee: WWTP Operator, Grade V, Exp: 7.1.2021 - ...	6025 · Dues & Subscriptions	Belvedere	-39.55
			A. Rubio - SWRCB Cert Renewal (#10590) Application Fee: WWTP Operator, Grade V, Exp: 7.1.2021 - ...	6025 · Dues & Subscriptions	Tiburon:Paradise Cove	-2.85
			A. Rubio - SWRCB Cert Renewal (#10590) Application Fee: WWTP Operator, Grade V, Exp: 7.1.2021 - ...	6025 · Dues & Subscriptions	Tiburon	-67.60
TOTAL						-110.00
04/15/21	8203	Verizon Wireless	Acct #0342125502-00001: iPhones, March 2021	JP Morgan Chase - Primary 7399		
			Inv #9877016623: Monthly Charges (\$301.60) New NASPO MA 152 Agmnt - March 2021	8531 · Main Plant Telephones	Belvedere	-108.43
			Inv #9877016623: Monthly Charges (\$301.60) New NASPO MA 152 Agmnt - March 2021	8532 · Paradise Cove Telephones	Tiburon:Paradise Cove	-7.81
			Inv #9877016623: Monthly Charges (\$301.60) New NASPO MA 152 Agmnt - March 2021	8531 · Main Plant Telephones	Tiburon	-185.36
			Inv #9877016623: Taxes, Gov't Surcharges & Fees - March 2021	8531 · Main Plant Telephones	Belvedere	-3.13
			Inv #9877016623: Taxes, Gov't Surcharges & Fees - March 2021	8532 · Paradise Cove Telephones	Tiburon:Paradise Cove	-0.23
			Inv #9877016623: Taxes, Gov't Surcharges & Fees - March 2021	8531 · Main Plant Telephones	Tiburon	-5.35
TOTAL						-310.31
04/15/21	8204	Cintas Corporation #626	Acct #626-00821, PPE/Safetywear + Service, March 2021	JP Morgan Chase - Primary 7399		
			Inv#8389, #1699, #2685, #0831, PPE/Safetywear, March 2021	8520 · Personal Protection/Safety Wear	Belvedere	-20.02
			Inv#8389, #1699, #2685, #0831, PPE/Safetywear, March 2021	8520 · Personal Protection/Safety Wear	Tiburon:Paradise Cove	-1.44
			Inv#8389, #1699, #2685, #0831, PPE/Safetywear, March 2021	8520 · Personal Protection/Safety Wear	Tiburon	-34.22
TOTAL						-55.68
05/11/21	8205	Access Answering Service	Acct #4080C, Answering Service, May 2021	JP Morgan Chase - Primary 7399		
			Inv #25744, Answering Service, May 2021- SSO & Alarm Notifications	8510 · Data/Alarms/IT Supp & Licensi...	Belvedere	-21.57
			Inv #25744, Answering Service, May 2021- SSO & Alarm Notifications	8510 · Data/Alarms/IT Supp & Licensi...	Tiburon:Paradise Cove	-1.55
			Inv #25744, Answering Service, May 2021- SSO & Alarm Notifications	8510 · Data/Alarms/IT Supp & Licensi...	Tiburon	-36.88
TOTAL						-60.00

Sanitary Distr. No.5 of Marin Co.

Warrant List Detail

April 14 through May 11, 2021

05/06/21

Date	Num	Name	Memo	Account	Class	Paid Amount
05/11/21	8218	Environmental Systems Resear...	Cust #356200, ArcGIS Maintenance, April 2021 (FY21-22 AJE) Inv#26011768, ArcGIS for Desktop Basic Single User Primary & Secondary Maint., 7.1.21-6.30.22 (A... Inv#26011768, ArcGIS for Desktop Basic Single User Primary & Secondary Maint., 7.1.21-6.30.22 (A... Inv#26011768, ArcGIS for Desktop Basic Single User Primary & Secondary Maint., 7.1.21-6.30.22 (A...	JP Morgan Chase - Primary 7399 8510 · Data/Alarms/IT Supp & Licensi... 8510 · Data/Alarms/IT Supp & Licensi... 8510 · Data/Alarms/IT Supp & Licensi...	Belvedere Tiburon:Paradise Cove Tiburon	-251.65 -18.13 -430.22
TOTAL						-700.00
05/11/21	8219	Fastenal Company	CASA10962, M.P. Supplies, April 2021 Inv #CASA168262, M.P. Supplies, April 2021 Inv #CASA168262, M.P. Supplies, April 2021 Inv #CASA168262, M.P. Lab Supplies, April 2021 Inv #CASA168262, M.P. Lab Supplies, April 2021	JP Morgan Chase - Primary 7399 7021 · Plant Maintenance Supplies 7021 · Plant Maintenance Supplies 7025 · Lab Supplies & Chemicals 7025 · Lab Supplies & Chemicals	Belvedere Tiburon Belvedere Tiburon	-1,182.66 -2,021.50 -25.73 -43.97
TOTAL						-3,273.86
05/11/21	8220	Frank Olsen Co.	Pump & Valve Replacement Program, April 2021 Inv #246752, P&L Pumps & Valves Rplcmnt - April 2021	JP Morgan Chase - Primary 7399 9306 · PS Pump & Valve Replacements	Belvedere	-3,231.81
TOTAL						-3,231.81
05/11/21	8221	HDR Engineering, Inc.	Consulting, MCSD5 Clxn Sys Mstr Plan + Alt Energy Study, April 2021 Inv #1200341024, HDR Collection System Master Plan, April 2021 Inv #1200341024, HDR Collection System Master Plan, April 2021 Inv #1200341024, HDR Collection System Master Plan, April 2021 Inv #1200339242, HDR Alternative Energy Study, April 2021 Inv #1200339242, HDR Alternative Energy Study, April 2021 Inv #1200339242, HDR Alternative Energy Study, April 2021	JP Morgan Chase - Primary 7399 6017 · Consulting Fees 6017 · Consulting Fees 6017 · Consulting Fees 6017 · Consulting Fees 6017 · Consulting Fees 6017 · Consulting Fees	Belvedere Tiburon:Paradise Cove Tiburon Belvedere Tiburon:Paradise Cove Tiburon	-3,977.44 -286.55 -6,799.81 -1,903.18 -137.11 -3,253.66
TOTAL						-16,357.75
05/11/21	8222	JM Integration, LLC	M.P. Parts & Service, April 2021 Inv #21047, M.P. Parts & Service, Calibrations @ M.P. Flow Meters, April 2021 Inv #21047, P.C. Parts & Service, Calibrations @ P.C. Flow Meters, April 2021 Inv #21047, M.P. Parts & Service, Calibrations @ M.P. Flow Meters, April 2021	JP Morgan Chase - Primary 7399 7022 · Plant Maint. Parts & Service 7041 · Paradise Parts & Service 7022 · Plant Maint. Parts & Service	Belvedere Tiburon:Paradise Cove Tiburon	-722.83 -52.08 -1,235.73
TOTAL						-2,010.64
05/11/21	8223	JWC Environmental	Cust ID #5034423, M.P. Supplies + Parts & Service, April 2021 Inv #106115, M.P. Parts - April 2021 Inv #106115, M.P. Parts - April 2021 Inv #106102, M.P. Parts & Svc, Grinder Motor - April 2021 Inv #106102, M.P. Parts & Svc, Grinder Motor - April 2021	JP Morgan Chase - Primary 7399 7021 · Plant Maintenance Supplies 7021 · Plant Maintenance Supplies 7022 · Plant Maint. Parts & Service 7022 · Plant Maint. Parts & Service	Belvedere Tiburon Belvedere Tiburon	-51.65 -88.29 -912.21 -1,559.23
TOTAL						-2,611.38
05/11/21	8224	Larry Walker Associates, Inc.	Tech Support for M.P. NPDES Reg. Assistance, March 2021 Inv #00113.10-19, M.P. Regulatory Assistance, thru March 2021 Inv #00113.10-19, M.P. Regulatory Assistance, thru March 2021	JP Morgan Chase - Primary 7399 7061 · Main Plant NPDES Renewal 7061 · Main Plant NPDES Renewal	Belvedere Tiburon	-151.70 -259.30
TOTAL						-411.00

Sanitary Distr. No.5 of Marin Co.

Warrant List Detail

April 14 through May 11, 2021

05/06/21

Date	Num	Name	Memo	Account	Class	Paid Amount
05/11/21	8225	Maggiora & Ghilotti, Inc.	M&G Project #7716 - Cove Rd. Force Main Replacement Project, May 2021	JP Morgan Chase - Primary 7399		
			Inv #11612, Progress Payment #11, Force Main Replacement Project (61.0% Belv), thru February 2021	9311.2 · Cove Rd FM - Const, Ph I	Belvedere	-121,589.74
			Retention Withheld re PP#11 (61.0% Belv), thru February 2021	Retainage Payable	Belvedere	6,079.49
			Inv #11612, Progress Payment #11, Force Main Replacement Project (39.0% Tib), thru February 2021	9311.2 · Cove Rd FM - Const, Ph I	Tiburon	-77,737.71
			Retention Withheld re PP#11 (39.0% Tib), thru February 2021	Retainage Payable	Tiburon	3,886.88
TOTAL						-189,361.08
05/11/21	8226	Marin Municipal Water District	Water, Feb - Apr 2021	JP Morgan Chase - Primary 7399		
			Cust #:424793, Golden Gate BPS - Water, February - April 2021	8541 · Water	Belvedere	-77.20
			Cust #:424791, Cove Rd. BPS - Water, February - April 2021	8541 · Water	Belvedere	-81.29
			Cust #138856, Mar West TPS - Water, February - April 2021	8541 · Water	Tiburon	-77.20
			Cust #100098, M.P. - Water, 2020 - February - April 2021	8541 · Water	Belvedere	-420.16
			Cust #100098, M.P. - Water, 2020 - February - April 2021	8541 · Water	Tiburon	-718.18
TOTAL						-1,374.03
05/11/21	8227	McC Campbell Analytical, Inc.	M.P. Monitoring, Chron Tox Testing, April 2021	JP Morgan Chase - Primary 7399		
			Inv #2104A53, M.P. Monitoring, DEC Chronic Acute Toxicity Testing, April 2021	7053 · Chronic Toxicity	Belvedere	-410.62
			Inv #2104A53, M.P. Monitoring, DEC Chronic Acute Toxicity Testing, April 2021	7053 · Chronic Toxicity	Tiburon	-701.88
TOTAL						-1,112.50
05/11/21	8228	Mill Valley Refuse Service, Inc.	Acct #032945, SLUDGE TRANSPORT, March 2021	JP Morgan Chase - Primary 7399		
			Sludge Transport/Exchange only, 3.2.21 (2x), 3.12.21, 3.20.21, 3.26.21	7029 · Main Plant Sludge Disposal	Belvedere	-664.38
			Sludge Transport/Exchange only, 3.2.21 (2x), 3.12.21, 3.20.21, 3.26.21	7029 · Main Plant Sludge Disposal	Tiburon	-1,135.62
TOTAL						-1,800.00
05/11/21	8229	Ongaro & Sons, Inc.	Client #1082,TPS#2, April 2021	JP Morgan Chase - Primary 7399		
			Inv #84588: Backflow Prevention Testing @ BPS#3, Meter #200479147 (HID#816), April 2021	7011 · Pumps & Lines Maintenance	Belvedere	-70.00
TOTAL						-70.00
05/11/21	8230	Peterson	Cust #:5656305, BPS#1, April 2021	JP Morgan Chase - Primary 7399		
			Inv #SW270053053, Inspection/Service re BPS#1, April 2021	7011 · Pumps & Lines Maintenance	Belvedere	-1,259.31
TOTAL						-1,259.31
05/11/21	8231	Ram Print and Communications	Admin/Off Supplies, SD5 stamp, March 2021	JP Morgan Chase - Primary 7399		
			Inv #290442 - Refill+ new SD5 date stamp, March 2021	6047 · Office Supplies	Belvedere	-27.24
			Inv #290442 - Refill+ new SD5 date stamp, March 2021	6047 · Office Supplies	Tiburon:Paradise Cove	-1.96
			Inv #290442 - Refill+ new SD5 date stamp, March 2021	6047 · Office Supplies	Tiburon	-46.58
TOTAL						-75.78

Sanitary Distr. No.5 of Marin Co.

Warrant List Detail

April 14 through May 11, 2021

05/06/21

Date	Num	Name	Memo	Account	Class	Paid Amount
05/11/21	8232	SWRCB-DWOC	A Rubio Cert Renewals - April 2021 (FY21-22 AJE)	JP Morgan Chase - Primary 7399		
			A. Rubio - SWRCB Certification Request: Water Distribution Operator (G:D2), 7.1.2021-6.30.22 (F...	6025 · Dues & Subscriptions	Belvedere	-21.57
			A. Rubio - SWRCB Certification Request: Water Distribution Operator (G:D2), 7.1.2021-6.30.22 (F...	6025 · Dues & Subscriptions	Tiburon:Paradise Cove	-1.55
			A. Rubio - SWRCB Certification Request: Water Distribution Operator (G:D2), 7.1.2021-6.30.22 (F...	6025 · Dues & Subscriptions	Tiburon	-36.88
			A. Rubio - SWRCB Certification Request: Water Treatment Operator (G:T2), 7.1.2021-6.30.22 (FY21-...	6025 · Dues & Subscriptions	Belvedere	-21.57
			A. Rubio - SWRCB Certification Request: Water Treatment Operator (G:T2), 7.1.2021-6.30.22 (FY21-...	6025 · Dues & Subscriptions	Tiburon:Paradise Cove	-1.55
			A. Rubio - SWRCB Certification Request: Water Treatment Operator (G:T2), 7.1.2021-6.30.22 (FY21-...	6025 · Dues & Subscriptions	Tiburon	-36.88
			A. Rubio - SWRCB Cert Renewal (#10590) Application Fee: WWTP Operator, Grade V, Exp: 7.1.2021 - ...	6025 · Dues & Subscriptions	Belvedere	-14.38
			A. Rubio - SWRCB Cert Renewal (#10590) Application Fee: WWTP Operator, Grade V, Exp: 7.1.2021 - ...	6025 · Dues & Subscriptions	Tiburon:Paradise Cove	-1.04
			A. Rubio - SWRCB Cert Renewal (#10590) Application Fee: WWTP Operator, Grade V, Exp: 7.1.2021 - ...	6025 · Dues & Subscriptions	Tiburon	-24.58
TOTAL						-160.00
05/11/21	8233	Town of Tiburon	Fuel, March 2021	JP Morgan Chase - Primary 7399		
			Fuel, March 2021	7071 · Fuel	Belvedere	-335.67
			Fuel, March 2021	7071 · Fuel	Tiburon:Paradise Cove	-24.18
			Fuel, March 2021	7071 · Fuel	Tiburon	-573.85
TOTAL						-933.70
05/11/21	8234	U.S. Bank	Acct#:4246-0441-0158-3635, March-April 2021	JP Morgan Chase - Primary 7399		
			#0822:/9545: Zoom	6018.1 · Meetings & Travel	Belvedere	-19.77
			#0822:/9545: Zoom	6018.1 · Meetings & Travel	Tiburon:Paradise Cove	-1.42
			#0822:/9545: Zoom	6018.1 · Meetings & Travel	Tiburon	-33.80
			#0822:/9545: IT Office supplies (chargers & wires, etc.), Amazon + Office Supplies, Amazon	6047 · Office Supplies	Belvedere	-32.64
			#0822:/9545: IT Office supplies (chargers & wires, etc.), Amazon + Office Supplies, Amazon	6047 · Office Supplies	Tiburon:Paradise Cove	-2.35
			#0822:/9545: IT Office supplies (chargers & wires, etc.), Amazon + Office Supplies, Amazon	6047 · Office Supplies	Tiburon	-55.81
			#0822:/9545: Return-receipt postage re add'l Violation Notices, USPO	6056 · Postage	Belvedere	-13.56
			#0822:/9545: Return-receipt postage re add'l Violation Notices, USPO	6056 · Postage	Tiburon:Paradise Cove	-0.98
			#0822:/9545: Return-receipt postage re add'l Violation Notices, USPO	6056 · Postage	Tiburon	-23.19
			#0822:/9545: Steadypower.com, BPS #1	7011 · Pumps & Lines Maintenance	Belvedere	-363.83
			#0822:/9545: Disinfectant, 3.26.21	7023 · Janitorial Supplies & Service	Belvedere	-12.49
			#0822:/9545: Disinfectant, 3.26.21	7023 · Janitorial Supplies & Service	Tiburon	-21.34
TOTAL						-581.18
05/11/21	8235	Univar	Cust ID #STDT001, Chemicals, April 2021	JP Morgan Chase - Primary 7399		
			Inv #49051624, Inv #49116822, Sodium Bisulfite 25% (\$1.163/Gal), April 2021	7024 · Main Plant Chemicals	Belvedere	-4,135.40
			Inv #49051624, Inv #49116822, Sodium Bisulfite 25% (\$1.163/Gal), April 2021	7042 · Paradise Supplies & Chemicals	Tiburon:Paradise Cove	-297.93
			Inv #49051624, Inv #49116822, Sodium Bisulfite 25% (\$1.163/Gal), April 2021	7024 · Main Plant Chemicals	Tiburon	-7,069.88
TOTAL						-11,503.21
05/11/21	8236	USA BlueBook	Cust #933682, Safety/PPE Supplies, April 2021	JP Morgan Chase - Primary 7399		
			Inv #559436, SD5 Collxn System Chemicals, April 2021	7024 · Main Plant Chemicals	Belvedere	-54.55
			Inv #559436, P.C. Collxn System Chemicals, April 2021	7042 · Paradise Supplies & Chemicals	Tiburon:Paradise Cove	-1,258.64
			Inv #559436, SD5 Collxn System Chemicals, April 2021	7024 · Main Plant Chemicals	Tiburon	-93.25
TOTAL						-1,406.44
05/11/21	8237	VWR International, LLC	Acct #80012138, Lab Supplies, April 2021	JP Morgan Chase - Primary 7399		
			Inv #8804325156, Inv #8804328627, Lab Supplies for digesters, April 2021	7025 · Lab Supplies & Chemicals	Belvedere	-91.71
			Inv #8804325156, Inv #8804328627, Lab Supplies for digesters, April 2021	7025 · Lab Supplies & Chemicals	Tiburon	-156.77
TOTAL						-248.48

Sanitary Distr. No.5 of Marin Co.

Warrant List Detail

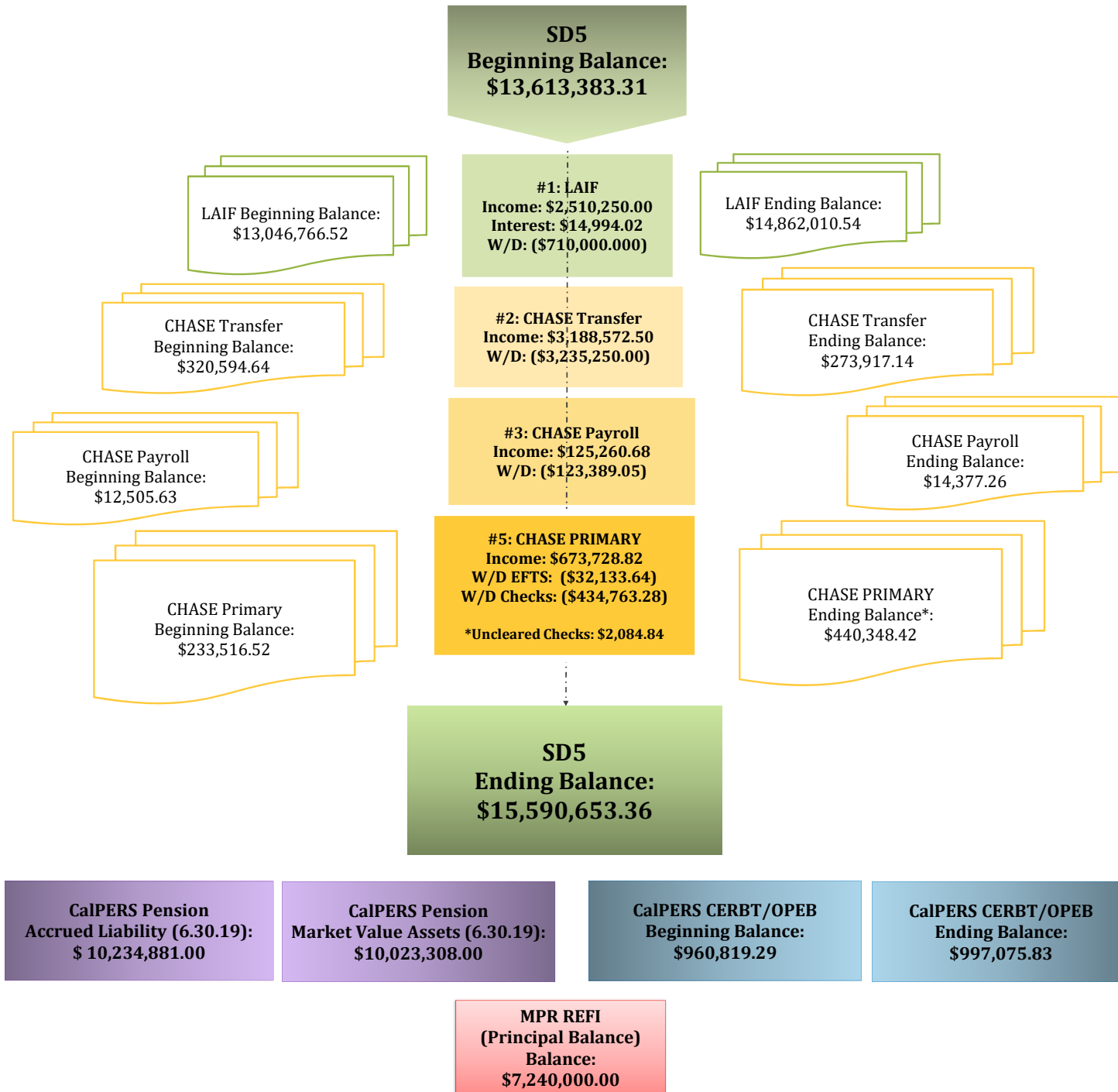
April 14 through May 11, 2021

05/06/21

Date	Num	Name	Memo	Account	Class	Paid Amount
05/11/21	8238	Water Components & Building ...	Acct #454, M.P. Maint. Supplies, April 2021 Inv #30553295, M.P. Maint. Supplies - April, 2021 Inv #30553224, P.C. Supplies - April, 2021 Inv #30553295, M.P. Maint. Supplies - April, 2021	JP Morgan Chase - Primary 7399 7021 · Plant Maintenance Supplies 7042 · Paradise Supplies & Chemicals 7021 · Plant Maintenance Supplies	Belvedere Tiburon:Paradise Cove Tiburon	-181.71 -66.69 -310.60
TOTAL						-559.00
05/11/21	8239	WorkSmart Automation, Inc.	SD5 Comm System Maintenance, May 2021 (AJE FY21-22) Inv #5072, Back-up License re TopView, Grandstream port re SCADA app, May 2021 Inv #5072, Back-up License re TopView, Grandstream port re SCADA app, May 2021 Inv #5072, Back-up License re TopView, Grandstream port re SCADA app, May 2021 Inv #5072, Back-up License re Workstation (Wonderware) 60k w/ CS re SCADA app, May - June, 2021 Inv #5072, Back-up License re Workstation (Wonderware) 60k w/ CS re SCADA app, May - June, 2021 Inv #5072, Back-up License re Workstation (Wonderware) 60k w/ CS re SCADA app, May - June, 2021 Inv #5072, Back-up License re Workstation (Wonderware) 60k w/ CS re SCADA app, (AJE 7.1.2021 - ... Inv #5072, Back-up License re Workstation (Wonderware) 60k w/ CS re SCADA app, (AJE 7.1.2021 - ... Inv #5072, Back-up License re Workstation (Wonderware) 60k w/ CS re SCADA app, (AJE 7.1.2021 - ...	JP Morgan Chase - Primary 7399 8510 · Data/Alarms/IT Supp & Licensi... 8510 · Data/Alarms/IT Supp & Licensi... 8510 · Data/Alarms/IT Supp & Licensi... 8510 · Data/Alarms/IT Supp & Licensi... 8510 · Data/Alarms/IT Supp & Licensi... 8510 · Data/Alarms/IT Supp & Licensi... 8510 · Data/Alarms/IT Supp & Licensi... 8510 · Data/Alarms/IT Supp & Licensi... 8510 · Data/Alarms/IT Supp & Licensi...	Belvedere Tiburon:Paradise Cove Tiburon Belvedere Tiburon:Paradise Cove Tiburon Belvedere Tiburon:Paradise Cove Tiburon	-885.12 -63.77 -1,513.19 -527.27 -37.99 -901.42 -2,636.33 -189.93 -4,507.06
TOTAL						-11,262.08
05/11/21	8240	Driscoll, Stephen	EE Incentive, April 2021 Employee Incentive/Con't Ed Stipend: Completion of CSU Advanced WWT, April 2021, Cert #565501 Employee Incentive/Con't Ed Stipend: Completion of CSU Advanced WWT, April 2021, Cert #565501 Employee Incentive/Con't Ed Stipend: Completion of CSU Advanced WWT, April 2021, Cert #565501	JP Morgan Chase - Primary 7399 8005 · Employee Incentives 8005 · Employee Incentives 8005 · Employee Incentives	Belvedere Tiburon:Paradise Cove Tiburon	-359.50 -25.90 -614.60
TOTAL						-1,000.00
05/11/21	8241	La Torre, Daniel P.	Standby Mileage Reimb, Oct - Dec, 2020 Standby Mileage Reimb. for Belvedere P&L, Jan - May, 2021 Standby Mileage Reimb. for Tiburon P&L, Jan - May, 2021 Standby Mileage Reimb. for M.P. alarm, Jan - May, 2021 (Belv) Standby Mileage Reimb. for M.P. alarm, Jan - May, 2021 (Tib)	JP Morgan Chase - Primary 7399 6018.2 · Standby Mileage Expense R... 6018.2 · Standby Mileage Expense R... 6018.2 · Standby Mileage Expense R... 6018.2 · Standby Mileage Expense R...	Belvedere Tiburon Belvedere Tiburon	-974.40 -100.80 -12.40 -21.20
TOTAL						-1,108.80
05/11/21	8242	Rubio, Antonio	Board Room Chairs Reimb + Testing + Travel Reimb. re WEF Conference, May 2021 SD5 Board Room Chairs - reimbursement, 4.15.2021 SD5 Board Room Chairs - reimbursement, 4.15.2021 SD5 Board Room Chairs - reimbursement, 4.15.2021 Reimbursement for Travel Expenses for AWWA / WEF Utility Conference, 8.3.2021 - 8.6.2021, (AJE F... Reimbursement for Travel Expenses for AWWA / WEF Utility Conference, 8.3.2021 - 8.6.2021, (AJE F... Reimbursement for Travel Expenses for AWWA / WEF Utility Conference, 8.3.2021 - 8.6.2021, (AJE F... Reimbursement for Travel & Meetings (Mileage, lodging + meal/diem), SWRCB T2 & D2 Operator Testi... Reimbursement for Travel & Meetings (Mileage, lodging + meal/diem), SWRCB T2 & D2 Operator Testi... Reimbursement for Travel & Meetings (Mileage, lodging + meal/diem), SWRCB T2 & D2 Operator Testi...	JP Morgan Chase - Primary 7399 6018.1 · Meetings & Travel 6018.1 · Meetings & Travel 6018.1 · Meetings & Travel 6018.1 · Meetings & Travel 6018.1 · Meetings & Travel 6018.1 · Meetings & Travel 6018.1 · Meetings & Travel 6018.1 · Meetings & Travel 6018.1 · Meetings & Travel	Belvedere Tiburon:Paradise Cove Tiburon Belvedere Tiburon:Paradise Cove Tiburon Belvedere Tiburon:Paradise Cove Tiburon	-1,366.10 -98.42 -2,335.48 -195.28 -14.07 -333.85 -105.96 -7.63 -181.14
TOTAL						-4,637.93

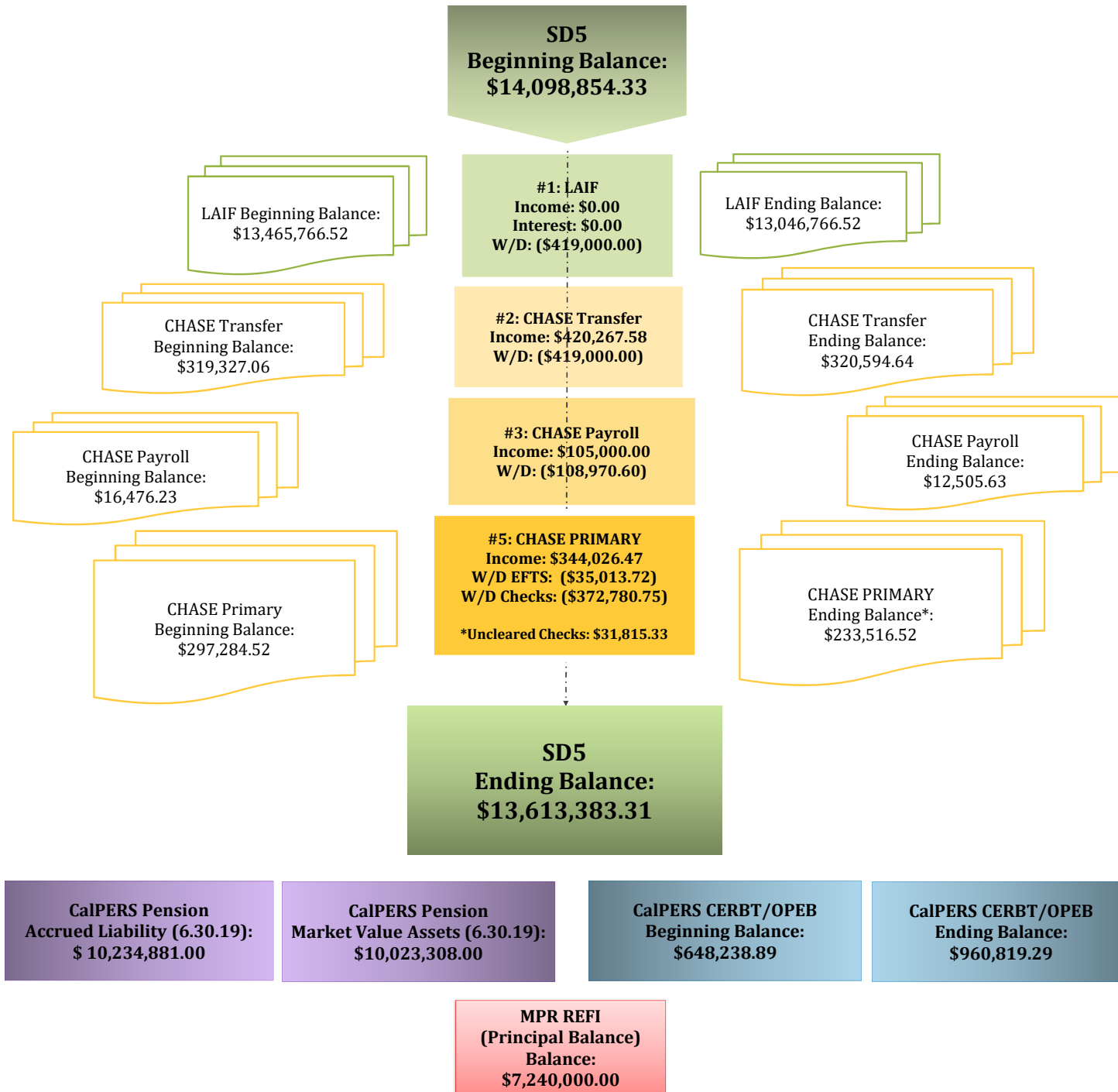
CASH FLOW CHART

SANITARY DISTRICT NO. 5 OF MARIN COUNTY: APRIL 2021



CASH FLOW CHART

SANITARY DISTRICT NO. 5 OF MARIN COUNTY: MARCH 2021



MAY 10, 2021

SANITARY DISTRICT NO 5 - 0400-2116
PO BOX 227
BELVEDERE TIBURON, CA 94920

CHECK DATE : 04/15/2021 WEEK 16
PERIOD BEGIN : 04/01/2021
PERIOD END : 04/15/2021

Dear Paychex Preview Client,

Enclosed are your payroll reports and checks. Please verify that all information is accurate and correct. If there are any questions or concerns, please contact us immediately.

If you have tax deposits due, ensure the deposits are initiated at least one banking day prior to the due date to avoid penalties. We will assume that these deposits were made on the due dates and they will be reflected on your returns accordingly.

This is a summary of your payroll transactions of the check date of 04/15/2021. It does not reflect miscellaneous administrative charges. Please refer to your Paychex Human Resource Services invoice(s) for any additional cash required for this check date.

PAYROLL TOTALS

DIRECT DEPOSIT DEBITED FROM YOUR ACCOUNT	39462.45		
READYCHEX DEBITED FROM YOUR ACCOUNT	0.00	NUMBER OF PAYROLL CHECKS	18
TOTAL NET PAYROLL	39462.45		

BILLING PAYMENT	263.75	Withdrawal made by PAYCHEX INC. on above check date.	
-----------------	--------	--	--

AMOUNT DEBITED FROM TAX ACCOUNT	20134.15		
TOTAL TAX LIABILITY DUE BY CLIENT	0.00		
TOTAL TAX LIABILITY	20134.15	NUMBER OF CHECKS PRINTED	18

ADJUSTMENTS TO TAX LIABILITY

TOTAL ADJUSTMENTS	-0.00		
TOTAL NET PAYROLL, TAX LIABILITY, AND SERVICES	59596.60		
TOTAL COST OF PAYROLL	59860.35	NUMBER OF MANUAL/VOID TRANSACTIONS	0

Important: If you filed Form 7200, Advance Payment of Employer Credits Due to COVID-19, please notify your Paychex representative so that credits are accurately reported on Form 941.

TAX DEPOSITS DUE

TAX AGENCY	TAXPAY	NON-TAXPAY	DUE DATE	
FEDERAL	17150.67		04/21/2021	Deposit made by PAYCHEX INC. on your behalf.
STATE - CA	2983.48		04/21/2021	Deposit made by PAYCHEX INC. on your behalf.

APR 27, 2021

REVERSE OF
JR
DIRECT
DEPOSIT + REISSUANCE
4/27/21

SANITARY DISTRICT NO 5 - 0400-2116
PO BOX 227
BELVEDERE TIBURON, CA 94920

CHECK DATE : 04/30/2021-2 WEEK 18
PERIOD BEGIN : 04/16/2021
PERIOD END : 04/30/2021

Dear Paychex Preview Client,

Enclosed are your payroll reports and checks. Please verify that all information is accurate and correct. If there are any questions or concerns, please contact us immediately.

If you have tax deposits due, ensure the deposits are initiated at least one banking day prior to the due date to avoid penalties. We will assume that these deposits were made on the due dates and they will be reflected on your returns accordingly.

This is a summary of your payroll transactions of the check date of 04/30/2021. It does not reflect miscellaneous administrative charges. Please refer to your Paychex Human Resource Services invoice(s) for any additional cash required for this check date.

PAYROLL TOTALS

DIRECT DEPOSIT DEBITED FROM YOUR ACCOUNT	-1223.05		
READYCHEX DEBITED FROM YOUR ACCOUNT	0.00	NUMBER OF PAYROLL CHECKS	1
MANUAL CHECKS	0.00		
TOTAL NET PAYROLL	-1223.05 ✓		
BILLING PAYMENT	26.50 ✓	Withdrawal made by PAYCHEX INC. on above check date.	
AMOUNT DEBITED FROM TAX ACCOUNT	-1042.27		
TOTAL TAX LIABILITY DUE BY CLIENT	0.00		
TOTAL TAX LIABILITY	-1042.27	NUMBER OF CHECKS PRINTED	1
ADJUSTMENTS TO TAX LIABILITY			
TOTAL ADJUSTMENTS	-0.00		
TOTAL NET PAYROLL, TAX LIABILITY, AND SERVICES	-2265.32		
TOTAL COST OF PAYROLL	-2238.82	NUMBER OF MANUAL/VOID TRANSACTIONS	1

Important: If you filed Form 7200, Advance Payment of Employer Credits Due to COVID-19, please notify your Paychex representative so that credits are accurately reported on Form 941.

TAX DEPOSITS DUE

TAX AGENCY	TAXPAY	NON-TAXPAY	DUE DATE
FEDERAL	16519.02		05/05/2021 Deposit made by PAYCHEX INC. on your behalf.
STATE - CA	2865.51		05/05/2021 Deposit made by PAYCHEX INC. on your behalf.

APR 27, 2021

SANITARY DISTRICT NO 5 - 0400-2116
PO BOX 227
BELVEDERE TIBURON, CA 94920

CHECK DATE : 04/30/2021 WEEK 18
PERIOD BEGIN : 04/16/2021
PERIOD END : 04/30/2021

Handwritten initials

Dear Paychex Preview Client,

Enclosed are your payroll reports and checks. Please verify that all information is accurate and correct. If there are any questions or concerns, please contact us immediately.

If you have tax deposits due, ensure the deposits are initiated at least one banking day prior to the due date to avoid penalties. We will assume that these deposits were made on the due dates and they will be reflected on your returns accordingly.

This is a summary of your payroll transactions of the check date of 04/30/2021. It does not reflect miscellaneous administrative charges. Please refer to your Paychex Human Resource Services invoice(s) for any additional cash required for this check date.

PAYROLL TOTALS

DIRECT DEPOSIT DEBITED FROM YOUR ACCOUNT	35636.75		
READYCHEX DEBITED FROM YOUR ACCOUNT	0.00	NUMBER OF PAYROLL CHECKS	16
TOTAL NET PAYROLL	35636.75		
BILLING PAYMENT	250.05 ✓	Withdrawal made by PAYCHEX INC. on above check date.	
AMOUNT DEBITED FROM TAX ACCOUNT	20426.80		
TOTAL TAX LIABILITY DUE BY CLIENT	0.00		
TOTAL TAX LIABILITY	20426.80 ✓	NUMBER OF CHECKS PRINTED	16
ADJUSTMENTS TO TAX LIABILITY			
TOTAL ADJUSTMENTS	-0.00		
TOTAL NET PAYROLL, TAX LIABILITY, AND SERVICES	56063.55		
TOTAL COST OF PAYROLL	56313.60	NUMBER OF MANUAL/VOID TRANSACTIONS	0

Important: If you filed Form 7200, Advance Payment of Employer Credits Due to COVID-19, please notify your Paychex representative so that credits are accurately reported on Form 941.

TAX DEPOSITS DUE

TAX AGENCY	TAXPAY	NON-TAXPAY	DUE DATE
FEDERAL	17346.02		05/05/2021 Deposit made by PAYCHEX INC. on your behalf.
STATE - CA	3080.78		05/05/2021 Deposit made by PAYCHEX INC. on your behalf.

Sanitary Distr. No.5 of Marin Co.
Comparative Balance Sheet
As of April 30, 2021

	Apr 30, 21	Mar 31, 21	\$ Change
ASSETS			
Current Assets			
Checking/Savings			
Local Agency Investment Fund			
Belvedere			
Belvedere Operating	3,652,737.28	3,148,014.06	504,723.22
Belvedere Operating Reserve	516,923.05	516,923.05	0.00
Belvedere Capital & CIP Reserve	2,168,491.17	1,840,399.58	328,091.59
Belvedere PERS Retirement Trust	366,215.00	366,215.00	0.00
Belvedere Disaster Recovery Fnd	356,250.00	356,250.00	0.00
Total Belvedere	<u>7,060,616.50</u>	<u>6,227,801.69</u>	<u>832,814.81</u>
Tiburon			
Tiburon Operating	1,947,624.18	1,323,618.97	624,005.21
Tiburon Operating Reserve	683,930.00	683,930.00	0.00
Tiburon Capital & CIP Reserve	3,512,349.86	3,153,925.86	358,424.00
Tiburon PERS Retirement Trust	661,740.00	661,740.00	0.00
Tiburon Disaster Recovery Fund	643,750.00	643,750.00	0.00
Total Tiburon	<u>7,449,394.04</u>	<u>6,466,964.83</u>	<u>982,429.21</u>
Local Agency Investment Fund - Other	<u>352,000.00</u>	<u>352,000.00</u>	<u>0.00</u>
Total Local Agency Investment Fund	<u>14,862,010.54</u>	<u>13,046,766.52</u>	<u>1,815,244.02</u>
JP Morgan Chase - Primary 7399	438,263.58	210,981.19	227,282.39
JP Morgan Chase - Payroll 7506	8,932.96	7,261.33	1,671.63
JP Morgan Chase - Transfer 7522	273,917.14	320,594.64	-46,677.50
Total Checking/Savings	<u>15,583,124.22</u>	<u>13,585,603.68</u>	<u>1,997,520.54</u>
Accounts Receivable			
Accounts Receivable	37,476.11	19,120.43	18,355.68
Total Accounts Receivable	<u>37,476.11</u>	<u>19,120.43</u>	<u>18,355.68</u>
Other Current Assets			
Petty Cash	881.92	881.92	0.00
Total Other Current Assets	<u>881.92</u>	<u>881.92</u>	<u>0.00</u>
Total Current Assets	<u>15,621,482.25</u>	<u>13,605,606.03</u>	<u>2,015,876.22</u>
Fixed Assets			
Fixed Assets	19,228,004.19	19,228,004.19	0.00
Other Assets			
Debt Issuance Cost	93,188.00	93,188.00	0.00
Total Other Assets	<u>93,188.00</u>	<u>93,188.00</u>	<u>0.00</u>
TOTAL ASSETS	<u>34,942,674.44</u>	<u>32,926,798.22</u>	<u>2,015,876.22</u>
LIABILITIES & EQUITY			
Liabilities			
Current Liabilities			
Accounts Payable			
2000 - Accounts Payable	-78,249.12	-48,378.72	-29,870.40
Total Accounts Payable	<u>-78,249.12</u>	<u>-48,378.72</u>	<u>-29,870.40</u>
Other Current Liabilities			
Deferred Income for Permits	2,300.00	2,300.00	0.00
Compensated Absences Current	133,202.91	133,202.91	0.00
Retainage Payable	158,903.35	147,512.77	11,390.58
MPR Rev Bond Interest Payable	50,341.00	50,341.00	0.00
MPR Rev Bonds Payable Current	660,000.00	660,000.00	0.00
Total Other Current Liabilities	<u>1,004,747.26</u>	<u>993,356.68</u>	<u>11,390.58</u>
Total Current Liabilities	<u>926,498.14</u>	<u>944,977.96</u>	<u>-18,479.82</u>
Long Term Liabilities			
2061 - OPEB Related Liability	809,282.00	809,282.00	0.00
Pension-related Liabilities	-484,265.00	-484,265.00	0.00
MPR Revenue Bonds Payable	7,240,000.00	7,240,000.00	0.00
Total Long Term Liabilities	<u>7,565,017.00</u>	<u>7,565,017.00</u>	<u>0.00</u>
Total Liabilities	<u>8,491,515.14</u>	<u>8,509,994.96</u>	<u>-18,479.82</u>
Equity			
3900 - Net Assets	26,485,416.11	26,485,416.11	0.00
Net Income	-34,256.81	-2,068,612.85	2,034,356.04
Total Equity	<u>26,451,159.30</u>	<u>24,416,803.26</u>	<u>2,034,356.04</u>
TOTAL LIABILITIES & EQUITY	<u>34,942,674.44</u>	<u>32,926,798.22</u>	<u>2,015,876.22</u>

Sanitary Distr. No.5 of Marin Co.
Annual Budget vs Actual Expenses
 July 2020 through April 2021

	Jul '20 - Apr 21	Budget	\$ Over Budget	% of Bu...
Ordinary Income/Expense				
Income				
5000 · Property Taxes				
5001.2 · TEETER	828,278.45	700,000.00	128,278.45	118.3%
5002 · UNSEC	16,276.23	13,000.00	3,276.23	125.2%
5003 · PUNS / PRIOR UNSECURED	493.50	0.00	493.50	100.0%
5004 · REDEMPTION / RDMPT	529.01	500.00	29.01	105.8%
5006 · SPLU	332.41	100.00	232.41	332.4%
5041 · SUPSEC	12,529.33	15,000.00	-2,470.67	83.5%
5043 · SECU	86.54	0.00	86.54	100.0%
5046 · Excess ERAF	388,631.21	250,000.00	138,631.21	155.5%
5280 · HOPTR	1,844.73	3,333.00	-1,488.27	55.3%
5483 · Other tax	7,119.91			
Total 5000 · Property Taxes	1,256,121.32	981,933.00	274,188.32	127.9%
5007 · Sewer Service Charge				
5007.1 · Sewer Service - Tiburon Ops	2,347,006.43	2,523,700.00	-176,693.57	93.0%
5007.5 · Sewer Service - Tiburon Cap	112,807.04	121,313.00	-8,505.96	93.0%
5007.2 · Sewer Service-Belv Ops	1,340,409.96	1,400,843.00	-60,433.04	95.7%
5007.3 · Sewer Service-Belv Cap	875,143.69	914,600.00	-39,456.31	95.7%
5007.4 · Other User Fees	0.00	24,826.00	-24,826.00	0.0%
Total 5007 · Sewer Service Charge	4,675,367.12	4,985,282.00	-309,914.88	93.8%
5201 · Interest				
5201.1 · Interest County of Marin	136.53			
5201.2 · Interest LAIF	66,292.09	156,402.00	-90,109.91	42.4%
Total 5201 · Interest	66,428.62	156,402.00	-89,973.38	42.5%
5900.3 · Connection Fees				
5900.30 · Connection Permit Fees	6,675.00	11,062.00	-4,387.00	60.3%
5900.31 · Collection	103,159.07	100,000.00	3,159.07	103.2%
5900.34 · Treatment	100,541.93	100,000.00	541.93	100.5%
Total 5900.3 · Connection Fees	210,376.00	211,062.00	-686.00	99.7%
5900.4 · Inspection Permit Fees	19,170.50	11,062.00	8,108.50	173.3%
5900.5 · SASM Expense Reimb.	53,596.54	101,680.00	-48,083.46	52.7%
5900.9 · Other Income	0.00	100.00	-100.00	0.0%
5900.10 · Paradise Sewer Line Ext. Fees	0.00	13,806.00	-13,806.00	0.0%
Total Income	6,281,060.10	6,461,327.00	-180,266.90	97.2%
Gross Profit	6,281,060.10	6,461,327.00	-180,266.90	97.2%
Expense				
6000 · Administrative Expenses				
6001 · Advertising	365.00	1,000.00	-635.00	36.5%
6008 · Audit & Accounting	28,350.03	35,000.00	-6,649.97	81.0%
6017 · Consulting Fees	323,349.31	200,000.00	123,349.31	161.7%
6018 · Travel & Meetings				
6018.1 · Meetings & Travel	2,123.54	7,000.00	-4,876.46	30.3%
6018.2 · Standby Mileage Expense Reimb	6,305.80	8,000.00	-1,694.20	78.8%
Total 6018 · Travel & Meetings	8,429.34	15,000.00	-6,570.66	56.2%
6020 · Continuing Education	3,001.78	10,000.00	-6,998.22	30.0%
6021 · County Fees	16,570.52	16,500.00	70.52	100.4%
6024 · Director Fees	2,700.00	9,000.00	-6,300.00	30.0%
6025 · Dues & Subscriptions	20,658.52	34,000.00	-13,341.48	60.8%
6026 · Elections	250.00	9,000.00	-8,750.00	2.8%
6033 · Insurance Property & Liability				
6033.1 · PLP Public Entity Phys Damage	23,377.31	23,301.00	76.31	100.3%
6033.2 · General Liability	43,337.00	43,291.00	46.00	100.1%
6033.3 · Physical Property Damage - Auto	3,730.00	1,435.00	2,295.00	259.9%
Total 6033 · Insurance Property & Liability	70,444.31	68,027.00	2,417.31	103.6%

Sanitary Distr. No.5 of Marin Co.
Annual Budget vs Actual Expenses
 July 2020 through April 2021

	Jul '20 - Apr 21	Budget	\$ Over Budget	% of Bu...
6039 · Legal	21,514.50	50,000.00	-28,485.50	43.0%
6047 · Office Supplies	8,442.01	13,000.00	-4,557.99	64.9%
6056 · Postage	745.53	1,000.00	-254.47	74.6%
6059 · Pollution Prevention/Public Edu	5,018.19	5,000.00	18.19	100.4%
6065 · Miscellaneous Expense	0.00			
Total 6000 · Administrative Expenses	509,839.04	466,527.00	43,312.04	109.3%
7000 · Ops & Maintenance Expenses				
7010 · Pumps & Lines Maintenance				
7011 · Pumps & Lines Maintenance	38,053.15	50,000.00	-11,946.85	76.1%
7013 · Emergency Line Repair	16,803.18	50,000.00	-33,196.82	33.6%
Total 7010 · Pumps & Lines Maintenance	54,856.33	100,000.00	-45,143.67	54.9%
7020 · Main Plant Maintenance				
7021 · Plant Maintenance Supplies	16,953.58	15,000.00	1,953.58	113.0%
7022 · Plant Maint. Parts & Service	100,573.71	100,000.00	573.71	100.6%
7023 · Janitorial Supplies & Service	5,037.84	9,000.00	-3,962.16	56.0%
7024 · Main Plant Chemicals	59,265.59	105,000.00	-45,734.41	56.4%
7025 · Lab Supplies & Chemicals	8,243.41	15,000.00	-6,756.59	55.0%
7027 · Electrical & Instrument	3,036.10	5,000.00	-1,963.90	60.7%
7028 · Grounds Maintenance	3,890.76	5,000.00	-1,109.24	77.8%
7029 · Main Plant Sludge Disposal	28,414.41	40,000.00	-11,585.59	71.0%
Total 7020 · Main Plant Maintenance	225,415.40	294,000.00	-68,584.60	76.7%
7040 · Paradise Cove Plant Maint				
7041 · Paradise Parts & Service	9,655.35	10,000.00	-344.65	96.6%
7042 · Paradise Supplies & Chemicals	4,985.25	5,000.00	-14.75	99.7%
7043 · Paradise Sludge Disposal	2,645.00	8,000.00	-5,355.00	33.1%
Total 7040 · Paradise Cove Plant Maint	17,285.60	23,000.00	-5,714.40	75.2%
7050 · Monitoring				
7051 · Main Plant Lab Monitoring	33,980.50	50,000.00	-16,019.50	68.0%
7052 · Paradise Cove Monitoring	11,163.05	15,000.00	-3,836.95	74.4%
7053 · Chronic Toxicity	0.00			
Total 7050 · Monitoring	45,143.55	65,000.00	-19,856.45	69.5%
7060 · Permits/Fees				
7061 · Main Plant NPDES Renewal	2,858.00			
7062 · Permits/Fees - General	42,698.41	41,000.00	1,698.41	104.1%
7063 · Paradise Cove Permits/Fees	7,500.18	8,000.00	-499.82	93.8%
7064 · Paradise Cove NPDES Renewal	4,828.50	40,000.00	-35,171.50	12.1%
Total 7060 · Permits/Fees	57,885.09	89,000.00	-31,114.91	65.0%
7070 · Truck Maintenance				
7071 · Fuel	6,815.08	8,000.00	-1,184.92	85.2%
7072 · Truck Maintenance	22,229.14	8,000.00	14,229.14	277.9%
Total 7070 · Truck Maintenance	29,044.22	16,000.00	13,044.22	181.5%
Total 7000 · Ops & Maintenance Expenses	429,630.19	587,000.00	-157,369.81	73.2%
8000 · Salaries and Benefits Expenses				
8001 · Salaries	961,149.33	1,143,549.00	-182,399.67	84.0%
8003 · Overtime	90,215.24	100,000.00	-9,784.76	90.2%
8004 · Standby Pay	60,789.88	72,450.00	-11,660.12	83.9%
8005 · Employee Incentives	12,000.00	45,000.00	-33,000.00	26.7%
8006 · Vacation Buyout	27,098.98	25,000.00	2,098.98	108.4%
8013 · Payroll Taxes	79,124.38	98,212.00	-19,087.62	80.6%
8015 · Payroll/Bank Fees	5,418.16	5,500.00	-81.84	98.5%
8016 · Car Allowance	6,000.01	6,000.00	0.01	100.0%
8019 · PERS Retirement				
8019.05 · PERS Retirement	115,864.06	253,061.00	-137,196.94	45.8%
8019.08 · PERS Retirement - CalPERS UAL	96,367.00	20,000.00	76,367.00	481.8%
8019.10 · PERS Retirement Trust	0.00	313,250.00	-313,250.00	0.0%
8019 · PERS Retirement - Other	0.00			
Total 8019 · PERS Retirement	212,231.06	586,311.00	-374,079.94	36.2%

Sanitary Distr. No.5 of Marin Co.
Annual Budget vs Actual Expenses
 July 2020 through April 2021

	Jul '20 - Apr 21	Budget	\$ Over Budget	% of Bu...
8020 · Employee Health				
8020.05 · Employee Health	160,364.29	200,653.00	-40,288.71	79.9%
8021 · Employee Health Deductions	-2,290.04			
Total 8020 · Employee Health	158,074.25	200,653.00	-42,578.75	78.8%
8022 · Retiree Health				
8022.05 · Retiree Health	55,692.00	80,994.00	-25,302.00	68.8%
8022.10 · CERBT/OPEB Annual Arc Contribtn	0.00	72,400.00	-72,400.00	0.0%
Total 8022 · Retiree Health	55,692.00	153,394.00	-97,702.00	36.3%
8023 · Workers Comp Insurance	39,318.00	50,250.00	-10,932.00	78.2%
Total 8000 · Salaries and Benefits Expenses	1,707,111.29	2,486,319.00	-779,207.71	68.7%
8500 · Other Operating Expenses				
8510 · Data/Alarms/IT Supp & Licensing	87,960.34	80,000.00	7,960.34	110.0%
8515 · Safety	26,316.69	20,000.00	6,316.69	131.6%
8520 · Personal Protection/Safety Wear	5,981.17	15,000.00	-9,018.83	39.9%
8530 · Telephone				
8531 · Main Plant Telephones	7,581.22	11,000.00	-3,418.78	68.9%
8532 · Paradise Cove Telephones	3,168.99	4,000.00	-831.01	79.2%
8533 · Pumps & Lines Telephones	4,368.19	7,000.00	-2,631.81	62.4%
Total 8530 · Telephone	15,118.40	22,000.00	-6,881.60	68.7%
8540 · Utilities				
8541 · Water	5,950.11	5,000.00	950.11	119.0%
8542 · Main Plant Utilities	141,191.59	180,000.00	-38,808.41	78.4%
8543 · Paradise Cove Utilities	14,030.23	13,500.00	530.23	103.9%
8544 · Pump Station Utilities	35,688.09	35,000.00	688.09	102.0%
Total 8540 · Utilities	196,860.02	233,500.00	-36,639.98	84.3%
Total 8500 · Other Operating Expenses	332,236.62	370,500.00	-38,263.38	89.7%
Total Expense	2,978,817.14	3,910,346.00	-931,528.86	76.2%
Net Ordinary Income	3,302,242.96	2,550,981.00	751,261.96	129.4%
Other Income/Expense				
Other Expense				
9100 · Capital Expenditures				
9200 · Main Plant Equipment Capital				
9209 · Screw Press Blend Redundancy	0.00	15,000.00	-15,000.00	0.0%
9212 · M.P. Headworks Grinder Rplcmnt	23,486.90	15,000.00	8,486.90	156.6%
9218 · Generator Control Panel	0.00	35,000.00	-35,000.00	0.0%
9219 · C12 Flash Mixer	12,160.81	15,000.00	-2,839.19	81.1%
9220 · M.P. Office + Bath Flooring	0.00	15,000.00	-15,000.00	0.0%
9221 · Portable Fuel Storage Tank	0.00	15,000.00	-15,000.00	0.0%
9225.95 · SCADA Upgrade & Replacement	18,850.01			
9229.8 · Vehicle Replacement	3,000.00			
Total 9200 · Main Plant Equipment Capital	57,497.72	110,000.00	-52,502.28	52.3%
9300 · Pumps & Lines Capital				
9303 · Lateral Camera	362.71			
9306 · PS Pump & Valve Replacements	0.00	50,000.00	-50,000.00	0.0%
9307 · PS Generator Replacement	54.98			
9311 · Cove Rd Force Main Project				
9311.1 · Cove Rd FM - Engineering	5,656.80			
9311.2 · Cove Rd FM - Const, Ph I	2,141,789.88	1,200,000.00	941,789.88	178.5%
Total 9311 · Cove Rd Force Main Project	2,147,446.68	1,200,000.00	947,446.68	179.0%
9312 · Force Main Rehab - Mltpl Sites	0.00	700,000.00	-700,000.00	0.0%
9313 · Manholes/Rodholes	15,097.72	70,000.00	-54,902.28	21.6%
9314 · Portable Emergency Generators	95,587.89	75,000.00	20,587.89	127.5%
9227.8 · Rodder/Vactor Truck	7,891.43			
Total 9300 · Pumps & Lines Capital	2,266,441.41	2,095,000.00	171,441.41	108.2%

Sanitary Distr. No.5 of Marin Co.
Annual Budget vs Actual Expenses
 July 2020 through April 2021

	Jul '20 - Apr 21	Budget	\$ Over Budget	% of Bu...
9400 · Paradise Cove Capital				
9401 · P.C. Sewer Line Rehab Prog	0.00	500,000.00	-500,000.00	0.0%
9402 · P.C. Flow Meter Replacement	19,501.62			
9404 · P.C. Infl WWI Access Replcmnt	0.00			
9406 · P.C. Plant Grating Replacement	1,730.73	20,000.00	-18,269.27	8.7%
9415 · P.C. Paint @ Treatment Plant	52,759.00			
Total 9400 · Paradise Cove Capital	73,991.35	520,000.00	-446,008.65	14.2%
9500 · Undesignated Capital				
9510 · Undesignated Cap - M.P.	0.00	25,000.00	-25,000.00	0.0%
9520 · Undesignated Cap - P.C. Plant	26,546.75	10,000.00	16,546.75	265.5%
9530 · Undesignated Cap - P & L	0.00	50,000.00	-50,000.00	0.0%
Total 9500 · Undesignated Capital	26,546.75	85,000.00	-58,453.25	31.2%
Total 9100 · Capital Expenditures	2,424,477.23	2,810,000.00	-385,522.77	86.3%
9700 · Debt Service				
9730 · Debt Service - MPR Project				
9734 · MPR Refi - Principal	660,000.00	660,000.00	0.00	100.0%
9735 · MPR Refi - Interest	190,432.26	190,457.00	-24.74	100.0%
Total 9730 · Debt Service - MPR Project	850,432.26	850,457.00	-24.74	100.0%
Total 9700 · Debt Service	850,432.26	850,457.00	-24.74	100.0%
Total Other Expense	3,274,909.49	3,660,457.00	-385,547.51	89.5%
Net Other Income	-3,274,909.49	-3,660,457.00	385,547.51	89.5%
Net Income	27,333.47	-1,109,476.00	1,136,809.47	-2.5%

**Sanitary Distr. No.5 of Marin Co.
Zone Report
April 2021**

05/06/21

	Paradise C... (Tiburon)	Tiburon - Other (Tiburon)	Total Tiburon	Belvedere	TOTAL
Ordinary Income/Expense					
Income					
5000 · Property Taxes					
5001.2 · TEETER	14,090.08	334,674.21	348,764.29	0.00	348,764.29
5004 · REDEMPTION / RDMPT	1.07	25.38	26.45	0.00	26.45
5041 · SUPSEC	107.90	2,562.80	2,670.70	0.00	2,670.70
5046 · Excess ERAF	6,484.13	154,014.25	160,498.38	0.00	160,498.38
5483 · Other tax	138.51	3,290.01	3,428.52	0.00	3,428.52
Total 5000 · Property Taxes	20,821.69	494,566.65	515,388.34	0.00	515,388.34
5007 · Sewer Service Charge					
5007.1 · Sewer Service - Tiburon Ops	39,943.67	948,761.15	988,704.82	0.00	988,704.82
5007.5 · Sewer Service - Tiburon Cap	1,919.86	45,601.46	47,521.32	0.00	47,521.32
5007.2 · Sewer Service-Belv Ops	0.00	0.00	0.00	564,568.18	564,568.18
5007.3 · Sewer Service-Belv Cap	0.00	0.00	0.00	368,602.36	368,602.36
Total 5007 · Sewer Service Charge	41,863.53	994,362.61	1,036,226.14	933,170.54	1,969,396.68
5201 · Interest					
5201.2 · Interest LAIF	0.00	7,388.68	7,388.68	7,605.34	14,994.02
Total 5201 · Interest	0.00	7,388.68	7,388.68	7,605.34	14,994.02
5900.3 · Connection Fees					
5900.30 · Connection Permit Fees	0.00	300.00	300.00	500.00	800.00
5900.31 · Collection	0.00	23,074.21	23,074.21	9,659.00	32,733.21
5900.34 · Treatment	0.00	20,259.79	20,259.79	6,955.00	27,214.79
Total 5900.3 · Connection Fees	0.00	43,634.00	43,634.00	17,114.00	60,748.00
5900.4 · Inspection Permit Fees	0.00	1,842.50	1,842.50	1,300.00	3,142.50
5900.5 · SASM Expense Reimb.	0.00	11,580.59	11,580.59	6,775.09	18,355.68
Total Income	62,685.22	1,553,375.03	1,616,060.25	965,964.97	2,582,025.22
Gross Profit	62,685.22	1,553,375.03	1,616,060.25	965,964.97	2,582,025.22
Expense					
6000 · Administrative Expenses					
6001 · Advertising	0.00	0.00	0.00	0.00	0.00
6008 · Audit & Accounting	0.00	0.00	0.00	0.00	0.00
6017 · Consulting Fees	488.22	15,015.32	15,503.54	7,863.73	23,367.27
6018 · Travel & Meetings					
6018.1 · Meetings & Travel	1.42	33.80	35.22	19.77	54.99
6018.2 · Standby Mileage Expense Reimb	0.00	72.22	72.22	407.21	479.43
6018.3 · SASM Mileage Reimbursement	0.00	29.46	29.46	17.23	46.69
Total 6018 · Travel & Meetings	1.42	135.48	136.90	444.21	581.11
6020 · Continuing Education	0.00	0.00	0.00	0.00	0.00
6021 · County Fees	250.99	5,961.53	6,212.52	0.00	6,212.52
6025 · Dues & Subscriptions	11.54	273.84	285.38	160.19	445.57
6026 · Elections	6.48	153.64	160.12	89.88	250.00
6033 · Insurance Property & Liability					
6033.1 · PLP Public Entity Phys Damage	205.16	4,868.44	5,073.60	2,847.71	7,921.31
Total 6033 · Insurance Property & Liability	205.16	4,868.44	5,073.60	2,847.71	7,921.31
6039 · Legal	269.58	6,397.08	6,666.66	3,741.84	10,408.50
6047 · Office Supplies	18.98	467.88	486.86	273.67	760.53
6056 · Postage	10.97	264.23	275.20	154.57	429.77
6059 · Pollution Prevention/Public Edu	38.64	916.99	955.63	536.37	1,492.00
6065 · Miscellaneous Expense	-1.55	-36.85	-38.40	-21.55	-59.95
Total 6000 · Administrative Expenses	1,300.43	34,417.58	35,718.01	16,090.62	51,808.63
7000 · Ops & Maintenance Expenses					
7010 · Pumps & Lines Maintenance					
7011 · Pumps & Lines Maintenance	-27,819.97	-16,018.98	-43,838.95	-16,690.25	-60,529.20
7013 · Emergency Line Repair	0.00	35,794.27	35,794.27	0.00	35,794.27
Total 7010 · Pumps & Lines Maintenance	-27,819.97	19,775.29	-8,044.68	-16,690.25	-24,734.93

Sanitary Distr. No.5 of Marin Co.

Zone Report

April 2021

05/06/21

	Paradise C... (Tiburon)	Tiburon - Other (Tiburon)	Total Tiburon	Belvedere	TOTAL
7020 · Main Plant Maintenance					
7021 · Plant Maintenance Supplies	-1,293.35	-870.07	-2,163.42	-1,173.53	-3,336.95
7022 · Plant Maint. Parts & Service	89.49	29,292.76	29,382.25	17,064.68	46,446.93
7023 · Janitorial Supplies & Service	0.00	307.39	307.39	179.81	487.20
7024 · Main Plant Chemicals	0.00	-5,591.27	-5,591.27	-3,271.26	-8,862.53
7025 · Lab Supplies & Chemicals	0.00	1,167.68	1,167.68	683.11	1,850.79
7026 · SASM Supplies & Chem	0.00	7,001.34	7,001.34	4,096.06	11,097.40
7027 · Electrical & Instrument	0.00	158.10	158.10	92.49	250.59
7028 · Grounds Maintenance	0.00	2,018.88	2,018.88	1,181.12	3,200.00
7029 · Main Plant Sludge Disposal	0.00	1,207.23	1,207.23	706.27	1,913.50
Total 7020 · Main Plant Maintenance	-1,203.86	34,692.04	33,488.18	19,558.75	53,046.93
7040 · Paradise Cove Plant Maint					
7041 · Paradise Parts & Service	1,749.11	-1,046.62	702.49	-602.98	99.51
7042 · Paradise Supplies & Chemicals	-1,644.14	10.37	-1,633.77	0.00	-1,633.77
Total 7040 · Paradise Cove Plant Maint	104.97	-1,036.25	-931.28	-602.98	-1,534.26
7050 · Monitoring					
7051 · Main Plant Lab Monitoring	0.00	3,697.52	3,697.52	2,163.18	5,860.70
7052 · Paradise Cove Monitoring	724.85	0.00	724.85	0.00	724.85
7053 · Chronic Toxicity	0.00	-1,245.72	-1,245.72	-728.78	-1,974.50
Total 7050 · Monitoring	724.85	2,451.80	3,176.65	1,434.40	4,611.05
7060 · Permits/Fees					
7061 · Main Plant NPDES Renewal	-882.50	-5,875.56	-6,758.06	-3,437.44	-10,195.50
7062 · Permits/Fees - General	0.00	6,697.84	6,697.84	3,918.29	10,616.13
7063 · Paradise Cove Permits/Fees	58.33	-58.33	0.00	0.00	0.00
7064 · Paradise Cove NPDES Renewal	4,828.50	0.00	4,828.50	0.00	4,828.50
7060 · Permits/Fees - Other	0.00	-2,021.41	-2,021.41	-1,182.40	-3,203.81
Total 7060 · Permits/Fees	4,004.33	-1,257.46	2,746.87	-701.55	2,045.32
7070 · Truck Maintenance					
7071 · Fuel	23.70	562.31	586.01	328.92	914.93
7072 · Truck Maintenance	-26.95	-247.46	-274.41	-380.06	-654.47
Total 7070 · Truck Maintenance	-3.25	314.85	311.60	-51.14	260.46
Total 7000 · Ops & Maintenance Expenses	-24,192.93	54,940.27	30,747.34	2,947.23	33,694.57
8000 · Salaries and Benefits Expenses					
8001 · Salaries	2,427.47	53,053.54	55,481.01	31,032.31	86,513.32
8030 · Salaries Reimbursed by SASM	0.00	4,549.79	4,549.79	2,661.80	7,211.59
8003 · Overtime	310.06	7,357.71	7,667.77	4,303.76	11,971.53
8004 · Standby Pay	169.85	4,030.38	4,200.23	2,357.51	6,557.74
8006 · Vacation Buyout	97.88	2,322.63	2,420.51	1,358.58	3,779.09
8007 · Voluntary Deductions	0.00	0.00	0.00	0.00	0.00
8008 · Deferred Comp 457	0.00	0.00	0.00	0.00	0.00
8013 · Payroll Taxes	288.27	6,686.71	6,974.98	4,001.31	10,976.29
8015 · Payroll/Bank Fees	13.99	332.07	346.06	194.24	540.30
8019 · PERS Retirement					
8019.05 · PERS Retirement	383.59	9,223.44	9,607.03	5,265.57	14,872.60
8019 · PERS Retirement - Other	-22.99	-585.39	-608.38	-341.62	-950.00
Total 8019 · PERS Retirement	360.60	8,638.05	8,998.65	4,923.95	13,922.60
8020 · Employee Health					
8020.05 · Employee Health	332.07	7,879.87	8,211.94	4,609.18	12,821.12
8021 · Employee Health Deductions	-3.94	-93.66	-97.60	-54.78	-152.38
Total 8020 · Employee Health	328.13	7,786.21	8,114.34	4,554.40	12,668.74
8022 · Retiree Health					
8022.05 · Retiree Health	22.61	536.54	559.15	313.84	872.99
Total 8022 · Retiree Health	22.61	536.54	559.15	313.84	872.99
8023 · Workers Comp Insurance	-51.80	-1,229.20	-1,281.00	-719.00	-2,000.00
Total 8000 · Salaries and Benefits Expenses	3,967.06	94,064.43	98,031.49	54,982.70	153,014.19

Sanitary Distr. No.5 of Marin Co.

Zone Report

April 2021

05/06/21

	Paradise C... (Tiburon)	Tiburon - Other (Tiburon)	Total Tiburon	Belvedere	TOTAL
8500 · Other Operating Expenses					
8510 · Data/Alarms/IT Supp & Licensing	-585.80	-13,648.82	-14,234.62	-8,068.92	-22,303.54
8515 · Safety	2,310.28	442.33	2,752.61	258.75	3,011.36
8520 · Personal Protection/Safety Wear	14.38	341.33	355.71	199.66	555.37
8530 · Telephone					
8531 · Main Plant Telephones	0.00	1,229.94	1,229.94	719.44	1,949.38
8532 · Paradise Cove Telephones	384.22	0.00	384.22	0.00	384.22
8533 · Pumps & Lines Telephones	175.07	333.09	508.16	14.57	522.73
Total 8530 · Telephone	559.29	1,563.03	2,122.32	734.01	2,856.33
8540 · Utilities					
8542 · Main Plant Utilities	0.00	8,098.74	8,098.74	4,738.20	12,836.94
8543 · Paradise Cove Utilities	1,268.70	0.00	1,268.70	0.00	1,268.70
8544 · Pump Station Utilities	251.70	1,682.18	1,933.88	1,379.14	3,313.02
Total 8540 · Utilities	1,520.40	9,780.92	11,301.32	6,117.34	17,418.66
Total 8500 · Other Operating Expenses	3,818.55	-1,521.21	2,297.34	-759.16	1,538.18
Total Expense	-15,106.89	181,901.07	166,794.18	73,261.39	240,055.57
Net Ordinary Income	77,792.11	1,371,473.96	1,449,266.07	892,703.58	2,341,969.65
Other Income/Expense					
Other Expense					
9100 · Capital Expenditures					
9200 · Main Plant Equipment Capital					
9225.94 · Bus. Server Upgrade & Rplcmt	128.83	3,280.50	3,409.33	1,914.42	5,323.75
9219 · CI2 Flash Mixer	0.00	7,672.26	7,672.26	4,488.55	12,160.81
9225.95 · SCADA Upgrade & Replacement	488.22	11,585.21	12,073.43	6,776.58	18,850.01
Total 9200 · Main Plant Equipment Capital	617.05	22,537.97	23,155.02	13,179.55	36,334.57
9300 · Pumps & Lines Capital					
9307 · PS Generator Replacement	0.00	-44,914.01	-44,914.01	-45,103.70	-90,017.71
9311 · Cove Rd Force Main Project					
9311.1 · Cove Rd FM - Engineering	0.00	3,568.88	3,568.88	2,087.92	5,656.80
9311.2 · Cove Rd FM - Const, Ph I	0.00	198,137.00	198,137.00	29,695.78	227,832.78
Total 9311 · Cove Rd Force Main Project	0.00	201,705.88	201,705.88	31,783.70	233,489.58
9313 · Manholes/Rodholes	0.00	0.00	0.00	15,097.72	15,097.72
9314 · Portable Emergency Generators	0.00	44,914.01	44,914.01	45,103.70	90,017.71
9227.8 · Rodder/Vactor Truck	-12.41	-294.37	-306.78	-172.20	-478.98
Total 9300 · Pumps & Lines Capital	-12.41	201,411.51	201,399.10	46,709.22	248,108.32
9400 · Paradise Cove Capital					
9406 · P.C. Plant Grating Replacement	1,730.73	0.00	1,730.73	0.00	1,730.73
Total 9400 · Paradise Cove Capital	1,730.73	0.00	1,730.73	0.00	1,730.73
9500 · Undesignated Capital					
9520 · Undesignated Cap - P.C. Plant	26,546.75	0.00	26,546.75	0.00	26,546.75
Total 9500 · Undesignated Capital	26,546.75	0.00	26,546.75	0.00	26,546.75
Total 9100 · Capital Expenditures	28,882.12	223,949.48	252,831.60	59,888.77	312,720.37
Total Other Expense	28,882.12	223,949.48	252,831.60	59,888.77	312,720.37
Net Other Income	-28,882.12	-223,949.48	-252,831.60	-59,888.77	-312,720.37
Net Income	48,909.99	1,147,524.48	1,196,434.47	832,814.81	2,029,249.28

Monthly O.T. Report

April 2021

Type	Date	Num	Name	Memo	Amount	Balance
Bilsborough, Chad						
Check	04/15/21	1051-3942	Bilsborough, Chad	1.0 Hrs. O.T. @ 2.0x	82.44	82.44
Check	04/15/21	1051-3943	Bilsborough, Chad	20.0 Hr. O.T. @ 1.5x	1,483.92	1,566.36
Total Bilsborough, Chad					1,566.36	1,566.36
Cottrell, Rulon						
Check	04/29/21	1201-3961	Cottrell, Rulon	40.0 Hrs. Comp Buy-Out	2,320.04	2,320.04
Total Cottrell, Rulon					2,320.04	2,320.04
Dohrmann, Robin						
Check	04/15/21	1051-3945	Dohrmann, Robin	7.25 Hrs. O.T. @ 1.5x	630.76	630.76
Check	04/29/21	1201-3963	Dohrmann, Robin	12.0 Hrs. O.T. @ 1.5x	1,044.02	1,674.78
Check	04/29/21	1201-3963	Dohrmann, Robin	0.25 Hrs. O.T. @ 2.0x	29.00	1,703.78
Total Dohrmann, Robin					1,703.78	1,703.78
Driscoll, Stephen						
Check	04/15/21	1051-3947	Driscoll, Stephen	9.0 Hrs. O.T. @ 1.5x	783.01	783.01
Total Driscoll, Stephen					783.01	783.01
La Torre, Daniel P.						
Check	04/15/21	1051-3950	La Torre, Daniel P.	11.2 Hrs. O.T. @ 1.5x	928.02	928.02
Check	04/29/21	1201-3966	La Torre, Daniel P.	10.0 Hrs. O.T. @ 1.5x	828.59	1,756.61
Check	04/29/21	1201-3967	La Torre, Daniel P.	5.0 Hrs. O.T. @ 1.5x	414.29	2,170.90
Check	04/29/21	1201-3967	La Torre, Daniel P.	1.5 Hrs. O.T. @ 2.0x	165.72	2,336.62
Total La Torre, Daniel P.					2,336.62	2,336.62
Rosser, John						
Check	04/29/21	1201-3970	Rosser, John	40.0 Hrs. O.T. @ 1.5x - Comp Buy Out	2,104.34	2,104.34
Check	04/29/21	1202-3974	Rosser, John	40.0 Hrs. Comp-Buy Out (Non-Memo) - ERROR	2,104.34	4,208.68
Check	04/29/21	1202-3974	Rosser, John	Was Paid (vs. Memo) - ERROR/REVERSED	-2,104.34	2,104.34
Total Rosser, John					2,104.34	2,104.34
Triola, Joseph						
Check	04/15/21	1051-3957	Triola, Joseph	9.0 Hrs. O.T. @ 1.5x	710.21	710.21
Check	04/15/21	1051-3957	Triola, Joseph	0.5 Hrs. O.T. @ 2.0x	52.61	762.82
Check	04/29/21	1201-3973	Triola, Joseph	5.0 Hrs. O.T. @ 1.5x	394.56	1,157.38
Total Triola, Joseph					1,157.38	1,157.38
TOTAL					11,971.53	11,971.53

Sanitary District No. 5 of Marin County

FY 2021 - 2022 Draft Budget

May 11, 2021

Prepared by:

Richard Snyder, President
John Carapiet, Vice President
Omar Arias-Montez, Secretary
Tod Moody, Director
Catharine Benediktsson, Director
Tony Rubio, District Manager
Robin Dohrmann, Office Manager

Sanitary District No. 5 of Marin County

Consolidated Budget FY 2021-2022

Income	2020-2021 Budget	2020-2021 Actuals *	2021-2022 Budget	% Diff.	Tib Zone	Belv Zone
Property Taxes	981,933	1,210,833	1,156,133	18%	1,156,133	0
Tib Sewer Service Charge Revenue	2,645,013	2,552,438	2,295,000	-13%	2,295,000	0
Belv Sewer Service Charge Revenue	2,315,443	2,234,403	2,182,589	-6%	0	2,182,589
Interest	156,402	100,000	100,000	-36%	63,090	36,910
Treatment & Collection Fees	200,000	185,000	200,000		128,070	71,930
Paradise Sewer Extension Fees	13,806	13,806	14,040	2%	14,040	0
Other Income	100	-	100		63	37
Connection & Inpsection Permit Fees	22,124	27,000	27,000	22%	17,034	9,966
SASM Expense Reimbursement	101,680	109,000	100,000	-2%	62,951	37,049
Total Budgeted Income	6,436,501	6,432,479	6,074,862	-6%	3,736,381	2,338,481
Expense						
Operating Expenses	3,902,346	3,941,379	3,974,342 ***	2%	2,554,920	1,419,073
Capital Expenses	3,640,460	3,650,470	2,588,740	-29%	1,910,270	753,470
Total Budgeted Expenses	7,542,806	7,591,849	6,563,082	-13%	4,465,190	2,172,543
Net Ordinary Income	-1,106,306	-1,159,370	-488,220	-56%	-728,809	165,938

* Actual numbers are based on estimates, as of 5.5.2021

*** Operating Expenses does not include CalPERS Reserve Funding for FY21-22

Sanitary District No. 5 of Marin County

Operating Budget

FY 2021- 2022

Operating Assumptions

Operating Revenue Assumptions:

- Paradise Cove flow represents 2.92% of total flow for District. This percentage reflects Paradise Cove's share of the District-wide revenues
- Tiburon Sewer Service (including Paradise Cove) Charge is \$1,034 per EDU (Equivalent Dwelling Unit)
- Belvedere Sewer Service Charge is \$1,985.00 per EDU. TBD % of this revenue is allocated for operational needs to meet reserve/fund policy requirements
- Interest revenue for LAIF (Local Agency Investment Fund) accounts is estimated at 1.06% for FY 2021-2022
- "Other Income" account reflects Outstanding A/R, Private Lateral SSO Reimbursements, CAL-Card incentive payments, and CSRMA PLP Dividends

Operating Expense Assumptions:

- "County fees" account reflects Property Tax Collection fees imposed by County (per SB2557) and annual LAFCO (Local Agency Formation Commission) fees
- Salary categories include 2.5% COLA increase
- PERS Classic Members' Employer Contribution Retirement rate is 14.02%, and Employer-paid Employee Contribution rate is 7.96% for FY 2021-2022
- SD5 PERS Classic Members/Employees are scheduled for 4.00% reimbursement to the District for Employer-paid Employee Contribution rate; PEPRAs members contribute 6.75% via mandatory Employee-Paid Contribution rate
- Workers compensation premium based on 41.363% composite rate, with an 1.32% experience modification factor
- Paradise Cove operating expense is 2.92% of operating expenses in applicable District-wide categories; this is based on Paradise Cove's average annual percentage of influent flow from the 2020 calendar year
- Belvedere operating expense is 37.05% of main plant-related categories, and 35.96% of expenses that pertain to all three zones; this is based on Belvedere's average annual percentage of influent flow from the 2020 calendar year
- CalPERS Reserve is fully funded at 100.00% of CalPERS Market Value Assets, as of 6.30.2021

Formulas for Determining Percentage Breakdowns (Operating & Capital)

Belvedere only = 100%

Tiburon only = 100%

Paradise Cove only = 100%

Shared Belvedere : Tiburon = 37.05% : 62.95%

Shared Tiburon : Paradise Cove = 95.43% : 4.57%


Shared Belvedere : Tiburon : Paradise Cove = 35.96% : 61.11% : 2.92%

	2020-2021 Operations Budget	2020-2021 Estimated to Close	2021-2022 Operations Budget	Breakdown by Zone		
				Tib Ops	P.C. Ops	Belv Ops
Operating Income						
Tiburon Sewer Service Charge - Ops	2,523,700	2,435,371	2,283,000	-9.5%	2,178,667	104,333
Belvedere Sewer Service Charge - Ops	1,400,843	1,351,814	1,300,000	-7.2%		1,300,000
Other User Fees	24,826	41,712	38,700	55.9%	38,700	
Interest Earnings	156,402	100,000	100,000	-36.1%	61,115	2,920
Connection & Inspection Permit Fees	22,124	27,000	27,000	22.0%	16,501	788
SASM Expense Reimbursement	101,680	109,000	100,000	-1.7%	62,951	
Other Income	100	100	100	0.0%	61	3
Total Income	4,229,670	4,064,996	3,848,800	-9.00%	2,357,995	108,044
					1,382,761	

2020-2021 Operations Budget	2020-2021 Estimated to Close	2021-2022 Operations Budget		Breakdown by Zone		
				Tib Ops	P.C. Ops	Belv Ops

Expense

Administrative Expenses

Advertising	1,000	500	1,000	0%	611	29	360	Legal Notices
Audit & Accounting	35,000	40,000	40,000	12.5%	24,446	1,168	14,386	COLA Increase (2.5%); Perotti & Carrade
Consulting Fees	200,000	350,000	100,000	-100.0%	61,115	2,920	35,965	Nute (Cove Rd), HDR (Clxns + Solar), Cassie Prudell (Lab Ops), GovInvest (Pension/OPEB)
Travel & Meetings	15,000	13,000	15,000	0.0%	9,167	438	5,395	Staff training
Continuing Education	10,000	7,000	10,000	0.0%	6,112	292	3,597	CWEA, WEF, SRJC Classes, SSU online Classes
County Fees	16,500							LAFCO, Tax Collection Fees
Directors Fees	9,000	6,500	9,000	0.0%	5,500	263	3,237	18 Mtgs/yr
Dues & Subscriptions	34,000	30,000	31,000	-9.7%	18,946	905	11,149	Memberships: CWEA, SWRCB, CSDA, Chmb of Comm., The Ark, BNYMellon, DMV, CASA
Elections	9,000							
Insurance PLP General Liability	43,291	39,235	45,000	3.8%	27,502	1,314	16,184	
PLP (GL) Rating Ajustments		8,204						Rate Adjustments (+/-)
PLP (GL) Dividends		-10,401						Dividends based on prior years' (1986-87 thru 2012-13) claim results - TBD ea/yr
Insurance APIP (Real) Property	23,301	25,857	25,000	6.8%	15,279	730	8,991	Property Appraisal will be in effect in FY20-21 + Increase due to conttd natural disasters
Insurance Damage - Auto	1,435	3,780	4,000	64.1%	2,445	117	1,439	Factor added to policy
Legal	50,000	40,000	50,000	0.0%	30,558	1,460	17,983	BWS
Office Supplies	13,000	10,000	10,000	-30.0%	6,112	292	3,597	Staples, CostCo, Office Max/Depot; Printers/copying supplies & maintenance
Postage	1,000	900	1,000	0.0%	611	29	360	Stamps + Retrun-Receipt postage re resident correspondence
Pollution Prevention	5,000	5,000	5,000	0.0%	3,056	146	1,798	3% of CMSA Public Outreach Program (events, booth rentals, pamphlets,  swag, etc); East BayMUD/BACWA
Miscellaneous Expense								

Total Administrative	466,527	569,575	346,000	-34.8%	211,458	10,103	124,439	
-----------------------------	----------------	----------------	----------------	---------------	----------------	---------------	----------------	--

Ops & Maintenance Expenses

Pumps & Lines Maintenance

Pumps & Lines Maintenance	50,000	75,000	75,000	33.3%	45,836	2,190	26,974	Roy's Annual Small Machine Cleaning
Emergency Line Repairs	50,000	1,700	50,000	0.0%	25,000		25,000	

Total Pumps & Lines Maintenance	100,000	76,700	125,000	20.0%	70,840	2,190	51,970	
--	----------------	---------------	----------------	--------------	---------------	--------------	---------------	--

	2020-2021 Operations Budget	2020-2021 Estimated to Close	2021-2022 Operations Budget	Breakdown by Zone				
				Tib Ops	P.C. Ops	Belv Ops		
Main Plant Maintenance								
Plant Maintenance Supplies	15,000	20,000	25,000	40.0%	15,738		9,263	Goodman's, Jackson's, Grainger, Home Depot, etc.
Plant Maint. Parts & Service	100,000	100,000	130,000	23.1%	81,835		48,165	Burlingame Engineers, Ken Grady, Pape, TESCO, etc.
Janitorial Supplies & Service	9,000	6,000	9,000	0.0%	5,666		3,335	\$3k Increase
Main Plant Chemicals	105,000	100,000	111,000	5.4%	69,875		41,126	(10% Increase) Univar, Wintersun, etc.
Lab Supplies & Chemicals	15,000	20,000	20,000	25.0%	12,590		7,410	(QA/QC requirements) Ken Grady, ATI, USA BlueBook, etc.
Electrical & Instrument	5,000	5,000	15,000	66.7%	9,443		5,558	(PM-PLC/Backups) Maltby, Telstar, Grainger, etc.
Grounds Maintenance	5,000	5,000	5,000	0.0%	3,148		1,853	Goodman's, Martin Brothers, etc.
Main Plant Sludge Disposal	40,000	39,750	41,000	2.4%	25,810		15,191	Increase at Redwood Waste Management, Lystek, etc.
Total Main Plant Maintenance	294,000	295,750	356,000	17.4%	224,102	0	131,898	
Paradise Cove Plant Maintenance								
Paradise Parts & Service	10,000	12,000	10,000	0.0%		10,000		TESCO, O'Reily, Goodman's, etc.
Paradise Supplies & Chemicals	5,000	5,500	5,000	0.0%		5,000		Dublin/SR Services Distr.; ATP, Inc., Solenis, Univar, Wintersun
Paradise Sludge Disposal		3,000						Full reduction due to Vactor Truck Purchase
Total Paradise Cove Plant Maintenance	15,000	20,500	15,000	0.0%	0	15,000	0	
Monitoring								
Main Plant Lab Monitoring	50,000	35,000	45,000	-11.1%	28,328		16,673	Brelje & Race, Caltest, SASM - increased QA / QC testing
Paradise Cove Monitoring	15,000	15,000	15,000	0.0%		15,000		Brelje & Race, Caltest, SASM
Main Plant Outfall: SASM			6,500	100.0%	397,248		233,773	Total Amnt: \$23,000 with SASM (SD5 contributes \$6,500 only)
Total Monitoring	65,000	50,000	60,000		28,328	15,000	16,673	
Permits/Fees								
Main Plant NPDES Renewal								Current expenses due to delayed billing; Larry Walker, due 2023
Permits/Fees - General	41,000	50,000	50,000	18.0%	31,475		18,525	Includes Cove Rd., BAAQMD, SWRCB, RWQCB, Co. of Marin (Hazmat), CUPA, SFEI, BACWA
Paradise Cove Permits/Fees	8,000	8,000	9,000	11.1%		9,000		Includes Cove Rd., BAAQMD, SWRCB, RWQCB, Co. of Marin (Hazmat), CUPA, SFEI, BACWA
Paradise Cove NPDES Renewal	40,000	20,000						Larry Walker, Due in 2021; Every 5 years (next = 2026)
Total Permits/Fees	89,000	78,000	59,000	-50.8%	31,475	9,000	18,525	

	2020-2021 Operations Budget	2020-2021 Estimated to Close	2021-2022 Operations Budget	Breakdown by Zone				
					Tib Ops	P.C. Ops	Belv Ops	
Truck Maintenance								
Fuel	8,000	15,000	15,000	47%	9,167	438	5,395	
Truck Maintenance	8,000	15,000	10,000	20%	6,112	292	3,597	Factor usage + increase in fuel prices
Total Truck Maintenance	16,000	30,000	25,000	36.0%	15,279	730	8,991	
Total Ops & Maintenance Expenses	579,000	550,950	640,000	9.5%	370,023	41,920	228,057	
Salaries & Benefits								
Salaries	1,143,549	1,143,550	1,353,783	16%	827,365	39,530	486,888	Includes 2.5% COLA Increase, 5 step-increases, 1 New Hire
Overtime	100,000	100,000	100,000	0%	61,115	2,920	35,965	
Standby Pay	72,450	72,450	74,261	2%	45,385	2,168	26,708	2.5% COLA Increase, 2+ add'l EE's+ 1 add'l EE for S/B
Employee Incentives	45,000	20,000	70,000	36%	42,781	2,044	25,176	Up to \$5k for 9 Ees + \$50k Early Exit Incentive
Vacation Buyout	25,000	25,000	30,000	17%	18,335	876	10,790	Consideration of Early Retirement Option; Parameters TBD @ MOU Negotiations FY21-22
Payroll Taxes	98,212	98,212	101,047	3%	61,755	2,951	36,342	SS, SUI, FUI & Medicare
Payroll/Bank Fees	5,500	6,250	6,250	12%	3,820	183	2,248	
Car Allowance	6,000	6,000	6,000	0%	3,667	175	2,158	
PERS Retirement								
PERS Monthly Contributions	253,061	250,000	304,705	17%	186,220	8,897	109,587	Add 2 new PEPRAs Members
PERS Replacement Benefit Fund (RLL)		350	350					May be an on-again/off-again occurrence (due to high retirement amount and IRS thresholds)
PERS UAL Payment	20,000	20,000	20,000	0%	12,223	584	7,193	TBD
SD5 Retirement Trust	313,250	285,295						Achieved CalPERS Trust Funding @ \$1M (Legislative split: Belv @ 35.625%; Tib @ 64.375%)
Total PERS Retirement	586,311	555,645	325,055	-80.4%	198,443	9,481	116,780	
Employee Health, Dental, Vision, Life Ins., & LTDI	200,653	183,003	223,418	10%	136,542	6,524	80,352	
Retiree Health	80,994	70,000	77,127	-5%	47,136	2,252	27,739	6 Retirees; Monthly CalPERS PEMCHA + MidAmerica Costs+ Admin Fees
CERBT/OPEB Current Employee Contributions	72,400	72,400	118,400	39%	72,360	3,457	42,583	Includes \$46k from MPR Bond Refi
Workers Comp Insurance	50,250	49,944	55,000	9%	33,613	1,606	19,781	High Ex-Mod factor due to incidents in FY19-20
Total Salaries & Benefits	2,486,319	2,402,454	2,540,342	2.1%	1,552,316	74,168	913,508	

	2020-2021 Operations Budget	2020-2021 Estimated to Close	2021-2022 Operations Budget	Breakdown by Zone				
				Tib Ops	P.C. Ops	Belv Ops		
Other Operating Expenses								
Data/Alarms/IT Support & Licensing	80,000	90,000	100,000	20%	61,115	2,920	35,965	SCADA Hardware upgrades
Safety	20,000	30,000	40,000	50%	24,446	1,168	14,386	
Personal Protection Equipment/Uniforms	15,000	12,000	15,000	0%	9,167	438	5,395	
Telephone								
Main Plant Telephones	11,000	9,500	11,000	0%	6,925		4,076	
Paradise Cove Telephones	4,000	3,800	4,000	0%		4,000		
Pumps & Lines Telephones	7,000	5,500	7,000	0%	6,680	320		
Total Telephone	22,000	18,800	22,000	0.0%	13,605	4,320	4,076	
Utilities								
Water	5,000	8,000	8,000	38%	5,036		2,964	MMWD Increase
Main Plant Utilities	180,000	200,000	200,000	10%	125,900		74,100	PG&E Increase
Paradise Cove Utilities	13,500	16,800	18,000	25%		18,000		PG&E Increase
Pump Station Utilities	35,000	42,800	45,000	22%	27,502	1,314	16,184	PG&E Increase
Total Utilities	233,500	267,600	271,000	13.8%	158,438	19,314	93,248	
Total Other Operating Expenses	370,500	418,400	448,000	17.3%	266,771	28,160	153,070	
Total Operating Expense	3,902,346	3,941,379	3,974,342	1.8%	2,400,570	154,350	1,419,073	

Sanitary District No. 5 of Marin County

Capital Budget

FY 2021- 2022

Capital Assumptions

Capital Revenue Assumptions:

- Secured Property Tax (TEETER) is a general revenue of the District (Tiburon zone only) and is subject to CA State tax shifts
- Supplemental property tax applies (Tiburon zone only) as homes are re-valued and sold
- Excess ERAF (Educational Revenue Augmentation Fund) reimbursement is announced mid-year
- HOPTR = Home Owner Property Tax Relief
- Belvedere capital income is set at **TBD%** of its sewer service charge revenue to meet reserve/fund policy requirements
- Paradise Drive Sewer Line Extension Fee income estimated: 1 homes @ \$12,838.01 (3.0% CPI Increase) each

Capital Expense Assumptions:

- New capital projects are indicated in notes
- Supplemental property tax applies (Tiburon zone only) as homes are re-valued and sold
- Excess ERAF (Educational Revenue Augmentation Fund) reimbursement is announced mid-year
- HOPTR = Home Owner Property Tax Relief
- Belvedere capital income is set at **TBD%** of its sewer service charge revenue to meet reserve/fund policy requirements
- Paradise Drive Sewer (Jancheski) Line Extension Fee income estimated: 1 home @ \$14,040.32 (1.70% CPI Increase) each; Vogt Extended Sewer Line Fee estimate is \$3,2060.25 (5.0% negotiated annual increase) each
- Belvedere capital expense is 37.05% of total main plant-related expenditures, based on Belvedere's average annual percentage of influent flow from the 2020 calendar year
- Tiburon capital expense is 62.95% of total main plant-related expenditures, based on Tiburon's average annual percentage of influent flow from the 2020 calendar year
- The remaining (bond payments only) Tiburon Main Plant Rehabilitation (MPR) was refinanced in FY19-20. The new “MPR Refi Loan” amount for Tiburon remains at the same expense ratio (64.78%) of the total project-related expenditures, based on the MPR Bond split
- The remaining (bond payments only) Belvedere Main Plant Rehabilitation (MPR) was refinanced in FY19-20. The new “MPR Refi Loan” amount for Belvedere remains at the same expense ratio (35.22%) of the total project-related expenditures, based on the MPR Bond split

Capital Assumptions

Capital Revenue Assumptions:

- Secured Property Tax (TEETER) is a general revenue of the District (Tiburon zone only) and is subject to CA State tax shifts
- Supplemental property tax applies (Tiburon zone only) as homes are re-valued and sold
- Excess ERAF (Educational Revenue Augmentation Fund) reimbursement is announced mid-year
- HOPTR = Home Owner Property Tax Relief
- Belvedere capital income is set at **TBD%** of its sewer service charge revenue to meet reserve/fund policy requirements
- Paradise Drive Sewer Line Extension Fee income estimated: 1 homes @ \$12,838.01 (3.0% CPI Increase) each

Capital Expense Assumptions:

- New capital projects are indicated in notes
- Supplemental property tax applies (Tiburon zone only) as homes are re-valued and sold
- Excess ERAF (Educational Revenue Augmentation Fund) reimbursement is announced mid-year
- HOPTR = Home Owner Property Tax Relief
- Belvedere capital income is set at **TBD%** of its sewer service charge revenue to meet reserve/fund policy requirements
- Paradise Drive Sewer (Jancheski) Line Extension Fee income estimated: 1 home @ \$14,040.32 (1.70% CPI Increase) each; Vogt Extended Sewer Line Fee estimate is \$3,2060.25 (5.0% negotiated annual increase) each
- Belvedere capital expense is 37.05% of total main plant-related expenditures, based on Belvedere's average annual percentage of influent flow from the 2020 calendar year
- Tiburon capital expense is 62.95% of total main plant-related expenditures, based on Tiburon's average annual percentage of influent flow from the 2020 calendar year
- The remaining (bond payments only) Tiburon Main Plant Rehabilitation (MPR) was refinanced in FY19-20. The new “MPR Refi Loan” amount for Tiburon remains at the same expense ratio (64.78%) of the total project-related expenditures, based on the MPR Bond split
- The remaining (bond payments only) Belvedere Main Plant Rehabilitation (MPR) was refinanced in FY19-20. The new “MPR Refi Loan” amount for Belvedere remains at the same expense ratio (35.22%) of the total project-related expenditures, based on the MPR Bond split

Tib vs. PC Split:	95.43%	4.57%	100.00%
Tib vs Belv Split:	62.95%	37.05%	100.00%
3-Way Split:	61.12%	2.92%	35.97%

2020-2021 Capital Budget	2020-2021 Estimated to Close	2021-2022 Capital Budget		Breakdown by Zone		
				Tib Cap	P.C. Cap	Belv. Cap

Capital Income

Property Taxes

Property Tax Current Secured - Capital	700,000	825,000	825,000	15%	787,298	37,703	0
Prop Tax Current Unsecured	13,000	16,000	15,000	13%	14,315	686	0
Supplemental Assessment Current	15,000	12,000	12,000	-25%	11,452	548	0
Supplemental Assessment Redm	500				0	0	0
Supplemental Unsecured	100	300	300	67%	286	14	0
Prop Tax Prior Unsecured	0	500	500	100%	477	23	0
Excess ERAF (Educational Revenue Augmentation Fund)	250,000	350,000	300,000	17%	286,290	13,710	0
HOPTR	3,333	3,333	3,333	0%	3,181	152	0
Other Tax (Unitary, RR, Misc.)		3,700			0	0	0
Total Property Taxes	981,933	1,210,833	1,156,133	15%	1,103,298	52,835	0

Tiburon Sewer Service Charge - Capital	121,313	117,067	12,000	-911%	11,452	548	0
Belvedere Sewer Service Charge - Capital	914,600	882,589	866,300	-6%	0	0	866,300

Connection Fees

Collection	100,000	90,000	100,000	0%	61,115	2,920	35,965
Treatment	100,000	95,000	100,000	0%	61,115	2,920	35,965
Total Connection Fees	200,000	185,000	200,000	0.0%	122,230	5,840	71,930

Paradise Drive Sewer Line Extension Fees	13,806	13,806	14,040	1.70%	0	14,040	0	1.7% (Bay Area CPI Increase)
--	--------	--------	--------	-------	---	--------	---	------------------------------

Total Capital Income	1,249,719	1,198,462	1,092,340	-14.4%	1,236,979	73,264	938,230
-----------------------------	------------------	------------------	------------------	---------------	------------------	---------------	----------------

2020-2021 Capital Budget	2020-2021 Estimated to Close	2021-2022 Capital Budget	Breakdown by Zone		
			Tib Cap	P.C. Cap	Belv. Cap

Capital Expenditures

Relevant Splits

Main Plant Equip Capital Expense

9202.1 - M.P. Drainage - Infl. Sample Rm Drain+Secondary Drain			75,000		47,213		27,788
9202.2 - M.P. Drainage - Load-out & Filtering			30,000		18,885		11,115
9204.1 - M.P. Boiler - Exhaust Stainless Pipling Replacement			30,000		18,885		11,115
9205.0 - M.P. Influent Pump Replacement			40,000		25,180		14,820
9208.0 - M.P. Chemical Feed Transfer Pump Replacement			20,000		12,590		7,410
9209.0 - M.P. Screw Press Poly Blend Redundancy	15,000		35,000	-11%	22,033		12,968
9212.0 - M.P. Headworks Grinder Replacement	15,000	23,487	25,000	40%	15,738		9,263
9212.1 - M.P. Headworks Explosion Proof Electric Hoist			10,000		6,295		3,705
9218.0 - M.P. Generator Control Panel	35,000						
9219.0 - C12 Flash Mixer	15,000	12,161	15,000	0%	9,443		5,558
9220.0 - Office, Bath & Breakroom Floor Replacement	15,000						
9221.0 - Portable Fuel Storage Tank	15,000						
9225.94 - Bis. Server Replacement + Upgrade		5,324					
9225.95 - SCADA Upgrade & Replacement		18,850					
9229.8 - Vehicle Replacement		3,000					
Total Main Plant Equip Capital Expense	110,000	62,821	280,000	61%	176,260	0	103,740

Relevant Splits

Pumps & Lines Capital

9227.8 - Rodder / Vactor Truck		7,891					
9301.0 - Tiburon Sewer Line Rehab			1,000,000		1,000,000		
9304.0 - Belvedere Sewer Line Rehab			100,000				100,000
9305.1 - Belvedere Wet Well Rehabilitation (BPS#7)			75,000				75,000
9305.2 - Tiburon Wet Wells Rehabilitation (TPS#4)		363	50,000		50,000		
9306.0 - PS Pump & Valve Replacement Program	50,000	3,286	50,000	0%	25,000		25,000
9307.0 - PS Generator Replacement (BPS #1 + roof)			100,000				100,000
9311.1 - Cove Rd. Force Main - Engineering		5,657					
9311.2 - Cove Rd. Force Main - Construction	1,200,000	2,341,117					
9312.0 - Force Main Rehab - Multiple Sites	700,000				50,000		25,000
9313.0 - Man Hole Rehabilitation	70,000	15,098	75,000	7%	50,000		25,000
9314.0 - 100kw Portable Emergency Generator	75,000	95,588					
Total Pumps & Lines Capital	2,095,000	2,469,000	1,450,000	-44.5%	1,175,000	0	350,000

Relevant Splits

Paradise Cove Capital

9401.0 - P.C. Sewer Line Rehab	500,000						
9402.0 - P.C. Flow Meter Replacement		19,502					
9403.1 - P.C. Communications Upgrade - Cellular			20,000			20,000	
9406.0 - P.C. Plant Grating Replacement		1,731					
9415.0 - P.C. Paint at Treatment Plant		52,759					
Total Paradise Cove Capital	500,000	73,991	20,000		0	20,000	0

2020-2021 Capital Budget	2020-2021 Estimated to Close	2021-2022 Capital Budget		Breakdown by Zone		
				Tib Cap	P.C. Cap	Belv. Cap

Undesignated Capital

Undesignated Cap - Main Plant	25,000		25,000	0%	15,738		9,263
Undesignated Cap - Paradise Cove Plant	10,000	26,547	10,000	0%		10,000	
Undesignated Cap - P&L	50,000		50,000	0%	25,000		25,000
Total Undesignated Capital	85,000	26,547	85,000	0%	40,738	10,000	34,263

Debt Service

Debt Service - MPR Bond Principal							
Debt Service - MPR Bond Interest		167,675	950	100%	615		335
Debt Service - MPR Bond REFI Principal	660,000	660,000	595,000	-11%	385,441		209,559
Debt Service - MPR Bond REFI Interest	190,457	190,432	157,790	-21%	102,216		55,574
Total Debt Service	850,457	1,018,107	753,740	-12.8%	488,273	0	265,467

(Final Fees)

MPR Splits (do not vary): T @ 0.6478/ B @ 0.3522

MPR Splits (do not vary): T @ 0.6478/ B @ 0.3522

Total Capital Expenditures	3,640,460	3,650,470	2,588,740	-40.6%	1,880,270	30,000	753,470
-----------------------------------	------------------	------------------	------------------	---------------	------------------	---------------	----------------

Sanitary District No. 5 of Marin County

Capital Improvement Program

FY 2021/2022 – FY2030/2031

MAIN PLANT CAPITAL IMPROVEMENT PROGRAM

M.P. Project Description	2021/2022	2022/2023	2023/2024	2024/2025	2025/2026	2026/2027	2027/2028	2028/2029	2029/2030	2030/2031	TOTAL
Screw Press 3W Filtering Unit	30,000										30,000
Dry Weather Influent Pump	40,000							40,000			80,000
Wet Weather Influent Pump						60,000					60,000
M.P. Boiler Exhaust Piping	30,000										30,000
Headworks Grinder Replacement		15,000			15,000			15,000			45,000
Headworks Explosion-proof Electric Hoist	10,000										10,000
Chemical Feed Transfer Pump	20,000								20,000		40,000
(Utility) Truck Purchase		75,000						75,000			150,000
MP & Secondary Drain Replacements	75,000										75,000
Aeration Basin Diffuser Upgrade			200,000								200,000
Emergency Generator Replacement							250,000				250,000
Maintenance Shop-Rehabilitation					500,000	500,000					1,000,000
Headworks Grinder Retrofit-Channel Monster			50,000								50,000
Digester Roof Recoating and Cleaning				250,000				250,000			500,000
Dry Weather Primary Tank Cover Replacement		100,000									100,000
Odor Control System Rehabilitation									650,000		650,000
Headworks Valve and Check Valve Replacement			75,000								75,000
MP Valve and Piping Replacement Program		25,000			25,000			25,000			75,000
Cl2 Flash Mixer	15,000			15,000			15,000			15,000	60,000
MPR Bond Refi	752,360	752,790	752,848	752,534	751,848	750,793	749,360	752,496	750,198	752,466	7,517,693
Undesignated Capital Projects	25,000	25,000	25,000	25,000	25,000	25,000	25,000	25,000	25,000	25,000	250,000
<i>Treatment Plant Total</i>	245,000	240,000	350,000	290,000	565,000	585,000	290,000	430,000	695,000	40,000	3,730,000

MAIN PLANT CAPITAL IMPROVEMENT PROJECTS

Main Plant Project Name	DESCRIPTION
Odor Control Upgrade	This Project will evaluate current odor control system and vulnerabilities and also provide for options to replace, add to or enhance the current system.
Dry Weather Influent Pump	These funds will be used to purchase one new dry weather influent pump. These were not part of the MPR project.
Wet Weather Influent Pump	These funds will be used to purchase one new Wet Weather Influent Pump. These were not part of the MPR project.
Headworks Grinder Replacement	These funds will be used to replace grinders that have a useful life of 5-10 years. Grinders were not replaced during MPR Project only the cutting cartridges were replaced.
Truck Purchase	These funds will be used to replace the Utility truck from the current fleet of vehicles.
Emergency Outfall Rehabilitation	This project will consist of rehabilitating the abandoned effluent outfall pipe in order to have it available for use during emergency situations. Emergency Preparedness
Waste Gas Burner Rehabilitation	Tiger mag flow meters with Krohne flow meters. These were not part of the MPR project. This project will evaluate current waste gas burner system and will be enhanced or replaced, dependent on evaluation report.
Aeration Basin Diffuser Upgrade	This project consists of replacing the current diffusers in the off line aeration basin with new style diaphragm type diffusers like the online aeration basin this did not get upgraded during the MPR project
Underground Pipe & Valve Rehabilitation	These funds will be used for the replacement of non-working valves and rusted-out pipes in the shipping/receiving area, as well as next to the secondary clarifiers, as identified during the MPR Project.
Maint Shop/Replacement/Ops Control Room	This project will consist of replacing a 35+ y.o. corrugated metal maintenance shop, not rehabbed during the MPR Project. Consideration will be given to making the building 2 stories for a a new operator/maintenance control room.
Sludge Box Replacement	Replacement of Biosolids container, used for hauling bio-solids to Redwood landfill.
Emergency Generator Replacement	This project will consist of replacing the Main Plant Emergency Generator. These were not part of the MPR project. Generator is currently serviceable but planning and budgeting needs to be in line for 2024/25.
Outfall Difuser Upgrades	Current condition of outfall is serviceable. Outfall is inspected every 5 years and must budget a reasonable amount for repairs or upgrades, as determined by future reports.
Undesignated Capital Projects	These funds will be used for unforeseen projects, which may come up after the MPR project is complete.
MPR Bond	Main Plant Rehabilitation Completed in 2014 - Bond Payments to show true annual CIP projections.

TIBURON CAPITAL IMPROVEMENT PROGRAM

<i>Tiburon Project Description</i>	2021/2022	2022/2023	2023/2024	2024/2025	2025/2026	2026/2027	2027/2028	2028/2029	2029/2030	2030/2031	TOTAL
Sewer Line Rehabilitation Program	1,000,000		500,000		500,000		500,000		500,000		3,000,000
Pump and Valve Replacement Program	25,000	25,000	25,000	25,000	25,000	25,000	25,000	25,000	25,000	25,000	250,000
Force Main Rehabilitation TPS #2- 357lf-6"		200,000									200,000
Force Main Rehabilitation TPS #3- 379lf-6"			200,000								200,000
Force Main Rehabilitation TPS #5-1303lf 8"					750,000						750,000
Force Main Rehabilitation TPS #7-903lf-6"								300,000			300,000
Man Hole Rehabilitation	50,000	50,000	50,000	50,000	50,000	50,000	50,000	50,000	50,000	50,000	500,000
TPS #2 Wet Well Rehabilitation									75,000		75,000
TPS #3 Wet Well Rehabilitation							75,000				75,000
TPS #4: Wet Well Rehabilitation	50,000										50,000
TPS #6 Wet Well Rehabilitation				75,000							75,000
TPS #7 Wet Well rehabilitation						75,000					75,000
TPS #9 Wet Well Rehabilitation		250,000									250,000
Portable Pump Replacement			50,000								50,000
Undesignated Capital Projects	25,000	25,000	25,000	25,000	25,000	25,000	25,000	25,000			200,000
<i>Tiburon Total</i>	1,150,000	550,000	850,000	175,000	1,350,000	175,000	675,000	400,000	650,000	75,000	6,050,000

TIBURON ZONE PUMPS & LINES CAPITAL IMPROVEMENT PROJECTS

<i>Tiburon Zone Pumps & Line Project Name</i>	<i>DESCRIPTION</i>
Sewer Line Rehabilitation Program	These funds will be used for the ongoing Board approved 10 year sewer rehabilitation program. 10,137 lf of pipe remain to be rehabbed/replaced from the Harris Report.
Pump Station Pump and Valve Replacement Program	The District has 24 pump stations with 2-3 pumps in each station. The life expectancy for these pumps are 7-10 years. Therefore the District has a program to replace pumps over a period of time instead of replacing them all at once.
Pump Station Generator Replacement	The District has standby generators located at many of the Pump Stations. Some generators were installed between 1980 - 1983. These generators (in most cases) are located along the waterfront. The salt air has wreaked havoc on some of these generators; All have been replaced as of 7/1/2018
Pump Station Control Panel - Upgrade	These funds will be used for replacement of control panels at the District Pump Stations. The control panels are of various ages, of which most are extremely old/obsolete. / With the exception of stations #6 & #7, which are furthest away from marine conditions, all SD5 tiburon control panels have been replaced as of 7/1/2018
Man Hole Rehabilitation	This project will consist of rehabilitating or replacing man holes in the Tiburon area that have have defeciencies due to hydrogen sulfide deterioration.
CCTV Sewer System New PACP Data	This project will consist of retelevising the entire collection system in order to provide updated information regarding the condition of the system and to assist in establishing a new CIP project regarding sewer line rehabilitation
Station No.5 Replacement	<p>This is a phased project of upgrading the main pump station in the Tiburon Zone:</p> <p><i>Phase I</i> has been completed, which replaced the motor control center/electrical controls and the installation of a diesel powered standby emergency generator</p> <p><i>Phase II</i> has also been completed, which converted the dry-pit configuration into a wet-pit configuration, thus eliminating the need for dry-pit centrifugal pumps (whic are now obsolete). The old pumps were replaced with 2 new submersible flygt pumps for standarization with District requirements. This also eliminated a confined-space entry situation.</p> <p><i>Phase III</i> consists of rehabilitating the force main servicing this site. It is the last phase of this project anticipated around 2024</p>
Flow Meter Installation Project	This project will consist of installing flow meters at certain corresponding pump stations to record flows from each site. This will assist with flow monitoring and assist in the District's continued effort to reduce I&I.
Vactor Truck Purchase	This purchase will allow the District to clean sewer lines more frequently at typical "hot spot" areas (e.g., downtown area, Pt. Tiburon, Tiburon Blvd., Peninsula, San Rafael Ave., etc.). SD5 will also to perform more frequent cleaning at the Main Plant grit chamber, headworks and split box, as well as pump and transport solids from Paradise Cove back to the Main Plant. Recycle Water will be used for sewer cleaning activities
Force Main Rehabilitation Project	This project will consist of rehabilitating several force mains in the Tiburon Zone. Station #2, #3, #6 & #7
Pump Station Communications Project	Phase I completed. Master radio at the Main Plant has been upgraded, as well as the radio at Station #5. As new control panels come on-line in the Tiburon Zone, funds will be needed to bring the remaining 8 sites into the Main Plant communication network.
Undesignated Capital Projects	These funds are for unforeseen problems within the collection system.

BELVEDERE CAPITAL IMPROVEMENT PROGRAM

<i>Belvedere Project Description</i>	2021/2022	2022/2023	2023/2024	2024/2025	2025/2026	2026/2027	2027/2028	2028/2029	2029/2030	2030/2031	TOTAL
Sewer Line Rehabilitation Program	100,000	500,000		500,000		500,000		500,000		500,000	2,600,000
Pump and Valve Replacement Program	25,000	25,000	25,000	25,000	25,000	25,000	25,000	25,000	25,000	25,000	250,000
BPS #1 Control Panel Replacement		250,000									250,000
BPS #1 Emergency Generator& Roof Replacmnt	100,000										100,000
BPS #2 Force Main&Wet Well Rehabilitation				200,000							200,000
BPS #3 Force Main& Wet Well Rehabilitation Proj			750,000								750,000
BPS #7: Wet Well Rehabilitation	75,000										75,000
BPS#5,#8,#12 Wet Well Rehabilitation Project						200,000					200,000
BPS #9,#10,#11 Wet Well Rehabilitation					200,000						200,000
BPS #13 Force Main Rehabilitation Project										200,000	200,000
BPS #14 Force Main Rehabilitation Project								200,000			200,000
Power Feed Improvement Project (BPS#9,#10,#11)									300,000		300,000
San Rafael Ave Diverter Line Install							100,000				100,000
Man Hole Rehabilitation	25,000	25,000	25,000	25,000	25,000	25,000	25,000	25,000	25,000	25,000	250,000
Undesignated Capital Projects	25,000	25,000	25,000	25,000	25,000	25,000	25,000	25,000	25,000	25,000	250,000
<i>Belvedere Total</i>	350,000	825,000	825,000	775,000	275,000	775,000	175,000	775,000	375,000	775,000	5,925,000

BELVEDERE ZONE PUMPS & LINES CAPITAL IMPROVEMENT PROJECTS

Belvedere Zone Pumps & Line Project Name	DESCRIPTION
Sewer Line Rehabilitation Program	These funds will be used for the ongoing Board approved 10-year sewer rehabilitation program. 7,644 lf of pipe remain to be rehabbed/replaced from the Harris Reports.
Pump Station Rehabilitation Program	The District has 24 pump stations with 2-3 pumps in each station. The life expectancy for these pumps are 7-10 years. Therefore, the District has a program to replace pumps over a period of time instead of replacing them all at once.
Pump Station Control Panel Replacement	Within the Belvedere Zone, there are many pump stations with single-phase power with capacitors installed in the panel to generate three-phase power. The District is replacing the generators to new standardized control panels. To date - station #15, 14,13,12,5 & 3 control panels have been replaced. Need to purchase panels for #2
Pump Station Generator Replacement	Standby generators at the Belvedere pump stations were installed in the early 1980. Station #3 Generator recently replaced need to replace station #1 & #2 Generators
Pump Station Comm. Upgrade Project	These funds will be used to provide alarming and communication back to the Main Plant SCADA system, The new communication equipment will be standardized
Cove Rd. Force Main Replacement	These fund will be used to replace 2107 lf of 10' force main. The force main has blown out on two occasions prior to 2005. According to previous Staff, it was difficult to find good pipe material to connect to, when making the repair. Recently the forcemain was compromised as a result of a 3rd party. Same issue was encountered when repairing. The current pipe size also lacks capacity during major wet weather events.
Lagoon Rd. Power Feed Improvement Project	Lagoon Rd. has 3 pump stations which pump sewage to one another. These station have no back-up power. These funds would be available to purchase a generator and install power conduits to connect all three stations in order to provide immediate back up power to these sites and it also reduce staff overtime. Emergency preparedness
Flow Meter Installation Project	This project will consist of installing flow meters at certain corresponding pump stations to record flows from each site. This will assist with flow monitoring and assist District's continued effort to reduce I&I.
San Rafael Ave. Diverter Project	This project will consist of evaluating current flows and collection system capacity at the intersection of Westshore and San Rafael Ave., feeding into TPS #3.
Manhole Rehabilitation Project	This Project will consist of rehabilitating or replacing man holes in the Tiburon area that have have defeciciencies due to hydrogen sulfide deterioration.
CCTV Sewer System	This project will consist of retelivziing the belvedere collection system in order to get an updated condition of the sewer system and to assist in establishing an updated CIP program for sewer rehabilitation projects.
Undesignated Capital Projects	These monies are for unforeseen problems within the collection system.

PARADISE COVE PLANT CAPITAL IMPROVEMENT PROGRAM

<i>Paradise Cove Project Description</i>	2021/2022	2022/2023	2023/2024	2024/2025	2025/2026	2026/2027	2027/2028	2028/2029	2029/2030	2030/2031	TOTAL
Paradise Sewer Line Rehab Project				500,000							500,000
Grit Removal Project		50,000									50,000
Plant Grating Replacement- Fiberglass							25,000				25,000
Communications Upgrade - Cellular	20,000										20,000
Blower Replacement			20,000					20,000			40,000
UV Disinfection				60,000							60,000
Pump Replacement Program		25,000				25,000				25,000	75,000
Paint Treatment Plant									150,000		150,000
Undesignated Capital Projects	10,000	10,000	10,000	10,000	10,000	10,000	10,000	10,000	10,000	10,000	100,000
<i>Paradise Cove Total</i>	30,000	85,000	30,000	570,000	10,000	35,000	35,000	30,000	160,000	35,000	1,020,000

PARADISE COVE ZONE PUMPS & LINES CAPITAL IMPROVEMENT PROJECTS

<i>Paradise Cove Project Name</i>	<i>DESCRIPTION</i>
Influent Pump Replacement Program	Currently there are 6 grinder-style pumps in service at ParadiseCove. Each has a usefule life of 7-10 years. This program is established to replace pumps as needed; not all at once.
Package Plant Coating	Due to its close proximty to the bay, the metal package-plants require marine coatings every 7-10 years.
Influent Well Access Cover Replacement	This project consists of replacing the current access covers with fixed, mounted, flush-to-the-ground, traffic-rated, as there is limited space at the Paradise Cove Plant.
Blower Replacement	The current blowers were installed as part of the 2009 start-up of the upgraded plant. They have a useful life of 7-15 years. SD5 must begin to replace them soon.
Plant Grating Replacement	This project will consist of replacing the current grating with non-rusting fiberglass grating.
Grit Removal Project	This project will consist of evaluating the Paradise Cove Plant for possible grit removal systems in order to prolong the life of the pumps.
UV Disinfection	Possible installation of UV disinfection, which would eliminate the transportation of chemicals to the Paradise Cove plant. Will need a feasiblity study. Language included in current permit for future installation date, if feasible.
Undesignated Capital Projects	These funds will be used for unforeseen projects.

IMPROVEMENT PROGRAM

Project Descriptions	2021/2022	2022/2023	2023/2024	2024/2025	2025/2026	2026/2027	2027/2028	2028/2029	2029/2030	2030/2031	TOTAL
Main Plant	245,000	240,000	350,000	290,000	565,000	585,000	290,000	430,000	695,000	40,000	3,730,000
Tiburon Pumps & Lines	1,150,000	550,000	850,000	175,000	1,350,000	175,000	675,000	400,000	650,000	75,000	6,050,000
Belvedere Pumps & Lines	350,000	825,000	825,000	775,000	275,000	775,000	175,000	775,000	375,000	775,000	5,925,000
Paradise Cove	30,000	85,000	30,000	570,000	10,000	35,000	35,000	30,000	160,000	35,000	1,020,000
MPR Debt Service + 2020 Refi	752,360	752,790	752,848	752,534	751,848	750,793	749,360	752,496	750,198	752,466	7,517,693
TOTAL	2,527,360	2,452,790	2,807,848	2,562,534	2,951,848	2,320,793	1,924,360	2,387,496	2,630,198	1,677,466	24,242,693

May 2021

May 2021							June 2021						
Su	Mo	Tu	We	Th	Fr	Sa	Su	Mo	Tu	We	Th	Fr	Sa
						1			1	2	3	4	5
2	3	4	5	6	7	8	6	7	8	9	10	11	12
9	10	11	12	13	14	15	13	14	15	16	17	18	19
16	17	18	19	20	21	22	20	21	22	23	24	25	26
23	24	25	26	27	28	29	27	28	29	30			
30	31												

SUNDAY	MONDAY	TUESDAY	WEDNESDAY	THURSDAY	FRIDAY	SATURDAY
Apr 25	26	27	28	29	30	May 1
2	3	4	5	6 2PM: FY21-22 Budget Workshop	7	8
9	10 PUBLIC NOTICE TO THE ARK: PROVIDE NOTICE OF WHEN & WHERE FINAL	11 2:00pm CIP Meeting 3:00pm Finance Meeting	12	13	14	15
16	17	18	19	20 5:00PM: Regular Board Meeting	21	22
23	24	25 8:00am Field Audit	26	27	28	29
30	31	Jun 1	2	3	4	5

June 2021

June 2021							July 2021						
Su	Mo	Tu	We	Th	Fr	Sa	Su	Mo	Tu	We	Th	Fr	Sa
6	7	1	2	3	4	5	4	5	6	7	1	2	3
13	14	8	9	10	11	12	11	12	13	14	15	16	17
20	21	15	16	17	18	19	18	19	20	21	22	23	24
27	28	22	23	24	25	26	25	26	27	28	29	30	31

SUNDAY	MONDAY	TUESDAY	WEDNESDAY	THURSDAY	FRIDAY	SATURDAY
May 30	31	Jun 1 ANNUAL RESOLUTION FOR COLA INCREASE (TAKES EFFECT JULY) CREATE ANNUAL RESOLUTION FOR DETERMINATION OF	2 REVISE ANNUAL SALARY STEP PLAN Transmittal 1 (Contact Info Sheet) > CoM	3	4	5 Health & Retirement Monthly Premiums Due to CalPERS
6 Appropriations Limits due for June Brd Mtg	7 FINAL BUDGET DUE: Finance Mtg	8 2:00pm CIP Meeting 3:00pm Finance Meeting	9	10	11	12
13	14	15 REVISED SALARY STEP PLAN FOR BOARD APPROVAL TRANSMITTAL 3: ANNUAL SEWER SERVICE RATES	16 CONFIGURE ANNUAL SEWER SERVICE RATES (COMMERCIAL - MMWD) > CoM	17 5:00PM: Regular Board Meeting	18	19
20	21	22	23	24	25	26
27	28	29 8:00am Field Audit	30	Jul 1	2	3