

**NOTICE AND AGENDA
Regular Board Meeting
at Sanitary District No. 5 of Marin County
Thursday, March 16th, 2023**

5:00 P.M. REGULAR BOARD MEETING

Teleconference Location:
Director Richard Snyder
10 Pomander Walk
Belvedere CA 94920

PURSUANT TO THE RALPH M. BROWN ACT, ALL VOTES SHALL BE BY ROLL CALL DUE TO DIRECTOR SNYDER TELECONFERENCE FROM 10 Pomander Walk Belvedere CA 94920

ROLL CALL:

PUBLIC COMMENTS: The public is invited to address the Board on items that do not appear on the agenda and are within the subject matter jurisdiction of the Board. The Brown Act does not allow the Board to take action on any public comment. Please limit public comments to no more than three minutes.

DIRECTORS' COMMENTS AND/OR AGENDA REQUESTS:

CONSENT CALENDAR:

1. Approval of February 16th, 2023, Regular Board Meeting Minutes (Rubio)
2. Review and receive all electronic fund transfers (EFTs) and approve warrants from February 10th, 2023, through March 9th, 2023 (JP Morgan Chase Bank, check no. 9564 through check no. 9630, all transactions totaling \$289,761.76) and receive February 2023, payroll, in the sum of \$140,573.90 (Dohrmann)
3. Receipt of Financial Reports for February 2023 (Dohrmann)

MANAGEMENT REPORTS:

4. District Manager Summary Report (Rubio)

NEW BUSINESS:

5. Review and discuss SD5 Rate Study Progress / Discovery presentation by HF&H Consultants (HF&H) - (Rubio) - Action
6. Review and accept changes to the Preliminary Fiscal Year 2023-2024 Budget for final consideration and for noticing the Fiscal Year 2023-2024 Budget public hearing (Rubio) – Action
7. Review and discuss (Draft) Sewer Lateral CCTV (Closed Circuit Television) Policy for possible adoption (Rubio) - Action

UNFINISHED BUSINESS:

COMMITTEE REPORTS:

8. Capital Improvement Program Committee (Carapiet/Arias-Montez)
9. Finance & Fiscal Oversight Committee (Arias-Montez/Snyder)
10. Governance Committee (Snyder/Benediktsson)
11. Personnel Committee (Snyder/Carapiet)
12. Ad Hoc Committee – Paradise Drive (Carapiet/Benediktsson)

OTHER BUSINESS:

ENVIRONMENTAL:

CORRESPONDENCE:

INFORMATIONAL ITEMS:

13. CSRMA (California Safety Risk Management Authority) Memorandum: FY23-24 Property Market Update-Insurance

ADJOURNMENT:

The Board will be asked to adjourn the meeting to a Regular Board Meeting on April 20th, 2023, at 5:00 P.M.

At its discretion, the Board of Directors may consider the above-agenda items out of the order in which they appear currently. Accessible public meetings: Upon request, the District will provide written agenda materials in appropriate alternate formats, or disability-related modification or accommodation, including auxiliary aids or services to enable individual with disabilities to participate in public meetings. Please submit written requests to the District at P.O. Box 227, Tiburon, CA 94920 or rdohrmann@sani5.org at least two days prior to the meeting

**Regular Board Meeting Minutes
at Sanitary District No. 5 of Marin County
Thursday, February 16th, 2023**

Item #1

5:00 P.M. REGULAR BOARD MEETING

COVID-19 ADVISORY NOTICE

Consistent with Assembly Bill 361 revising Government Code section 54953, and Resolution No. 2021-08 of this Board enacted in accordance therewith, the Meeting will not be physically open to the public and all Board Members and Staff will be teleconferencing into the meeting.

How to Submit Public Comments:

Comments submitted prior to the commencement of the meeting will be presented to the Board and included in the public record for the meeting.

Public Comments are to be submitted via email to jmulloy@sani5.org.

In addition, members of the public who are calling in, will have the opportunity to provide public comments by following the steps below:

How to Participate in the Meeting:

Join Zoom Meeting by clicking on the following link:

<https://us02web.zoom.us/j/6230620778>

Meeting ID: 623 062 0778 or join by phone:

Call in number: (669) 900-9128 Participant Code: 623 062 0778

ROLL CALL:

Directors Present: Tod Moody President
Omar Arias-Montez, Vice President
John Carapiet, Secretary
Catharine Benediktsson, Director (5:04pm)
Richard Snyder, Director

PUBLIC COMMENTS: The public is invited to address the Board on items that do not appear on the agenda and are within the subject matter jurisdiction of the Board. The Brown Act does not allow the Board to take action on any public comment. Please limit public comments to no more than three minutes.

There were no public comments at this time.

DIRECTORS' COMMENTS AND/OR AGENDA REQUESTS:

There were no Directors' comments or agenda requests at this time.

CONSENT CALENDAR:

Director Carapiet asked to pull Item No. 3 for discussion regarding PGE bill.

Discussion by the Board. Motion (Snyder/Arias-Montez) to approve Items No. 1, 2 and 4 motion.
Passed 4-0-0-1 (Benediktsson absent)

Returned to Consent Calendar Item No. 3. Manager Rubio discussed increase in PG&E invoice was related to Wet Weather pumping during late December and early January storms with biggest energy users being the Main

Plant wet weather pumps operation and continuous Cove Road pump station wet weather pumps and mar west pump station pump operations. Motion to approve item #3 (Snyder/Carapiet) motion passed 5-0-0

1. Motion to review and adopt Resolution No. 2023-01: A Resolution proclaiming the continuing need to meet by teleconference in accordance with Government Code Section 54953 –(Rubio)
2. Approval of January 19th, 2023, Regular Board Meeting Minutes (Rubio)
3. Review and receive all electronic fund transfers (EFTs) and approve warrants from January 12th, 2022, through February 9th, 2023 (JP Morgan Chase Bank, check no. 9494 through check no. 9558, all transactions totaling \$288,998.00) and receive December 2022, payroll, in the sum of \$160,427.31 (Dohrmann)
4. Receipt of Financial Reports for January 2023 (Dohrmann)

MANAGEMENT REPORTS: President Moody asked to move up item #7

5. District Manager Summary Report (Rubio) Director Benediktsson asked about Ark reported SSO, Manager Rubio explained details of SSO will be in next month's Managers report but provided a verbal explanation of the cause and future planned work to prevent such a thing happening in the future.

NEW BUSINESS:

6. Discussion regarding returning to in person District Board meetings (Rubio) Discussion by the Board- Manager to work to set up office for ability to have hybrid meetings.
7. Review and discuss SD5 Rate Study Progress / Discovery presentation by HF&H Consultants (HF&H)- discussion only (Rubio) Discussion by the board, HF&H to come back to present at March Board meeting. President Moody asked to go to Item #5 Managers report.
8. Review and discuss Bid Alternative Item #1 of the 2022 Sewer Rehabilitation Project and authorize the District Manger to approve change order #1 which includes bid alternative item #1 and a change in scope to relocate the sewer line into the public right of way. – Action (Rubio) Discussion by the Board, motion to approve item #8 (Carapiet/Snyder) motion passed 5-0-0
9. Discuss and possible action to increase District Manager's compensation under Employment Contract and award of a one-time incentive payment to District Manager Discussion by the board, President Moody thanked Manager for the good work done this past year. Motion to award Manager a one time incentive payment of \$10K (Carapiet/Snyder) Motion passed 5-0-0
10. Review and Discuss CSDA (California Special District Association) Board of Directors call for nominations for Sear C and possible action to nominate a member- (Rubio) Discussion by the board- no interest at this time for a nomination.

UNFINISHED BUSINESS:

COMMITTEE REPORTS:

11. Capital Improvement Program Committee (Carapiet/Arias-Montez)
12. Finance & Fiscal Oversight Committee (Arias-Montez/Snyder)
13. Governance Committee (Snyder/Benediktsson)
14. Personnel Committee (Snyder/Carapiet)

15. Ad Hoc Committee – Paradise Drive (Carapiet/Benediktsson)

OTHER BUSINESS:

ENVIRONMENTAL:

CORRESPONDENCE:

INFORMATIONAL ITEMS:

- CalPERS GASB 75 Schedule of Changes in Fiduciary Net Position by Employer, as of June 30, 2022

ADJOURNMENT: The board adjourned @ 7:00pm vote passed 5-0-0

The Board will be asked to adjourn the meeting to a Regular Board Meeting on March 16th, 2023, at 5:00 P.M.

Approved:

Attest:

Tod Moody
President, Board of Directors

John Carapiet
Secretary, Board of Directors

At its discretion, the Board of Directors may consider the above-agenda items out of the order in which they appear currently. Accessible public meetings: Upon request, the District will provide written agenda materials in appropriate alternate formats, or disability-related modification or accommodation, including auxiliary aids or services to enable individual with disabilities to participate in public meetings. Please submit written requests to the District at P.O. Box 227, Tiburon, CA 94920 or rdohrmann@sani5.org at least two days prior to the meeting

Warrant List Summary

February 10 through March 9, 2023

03/07/23

Num	Date	Name	Memo	Amount
JP Morgan Chase - Primary 7399				
EFT	02/27/23	CalPERS	EFT Health Premium, Cust #4163206459 - March 2023	-22,715.59
EFT	03/06/23	PERS	EFT PERS Pension - February 2023	-21,416.18
9564	02/16/23	Banshee Networks, Inc.	Computer/IT Support, E-Media Installations - January 2023	-1,384.41
9565	02/16/23	Burke, Williams & Sorensen, LLP	Legal Advice - December 2022	-1,147.50
9566	02/16/23	Cassandra Prudhel Consulting, LLC	Consulting, Mar 2022 - Jan 2023	-605.65
9567	02/16/23	Comcast Business	Acct# 8155 30 011 0149465, Bus. Voice, Internet & Cable - February 2023	-458.54
9568	02/16/23	Comcast Business	Acct# 963 425 517, VOIP Service - February 2023	-390.46
9569	02/16/23	Miller Pacific Engineering Group	Geotech Srvcs, Tiburon - January 2023	-654.80
9570	02/16/23	Univar	Cust ID #STDT001, Chemicals - January - February 2023	-20,547.80
9571	02/16/23	USABlueBook	Cust #933682, M.P. Parts & Lab Supplies - November 2022 - January 2022	-4,361.54
9572	02/16/23	RPM Automotive Services	SD5 Truck Maint. - January 2023	-6,963.57
9573	02/16/23	Staples, Inc.	Acct #60111000714, Office Supplies - January 2023	-125.30
9574	02/16/23	ULINE	Cust ID#:24834323, Safety - December 2022	-1,013.06
9575	02/16/23	Verizon Wireless	Acct #0342125502-00001: iPhones & BPS Comm - February - March 2023	-510.07
9576	02/16/23	Cottrell, Rulon	MIs/Diem Travel Reimb. - January 2023	-180.00
9577	02/16/23	Rosser, John	S/B Mileage Reimb. - January 2023	-57.36
9578	02/16/23	Rubio, Antonio	Hlth&Wllnss + Travel Reimb. - February 2023	-869.43
9581	03/09/23	Access Answering Service	Acct #4080C, Answering Service - March 2022	-95.70
9582	03/09/23	Alameda Electrical Distributors, Inc.	Cust #56156, P.C. Electrical supplies - February 2023	-4,737.20
9583	03/09/23	Alhambra	Acct #547945611762129, Water - February 2023	-29.50
9584	03/09/23	Banshee Networks, Inc.	Computer/IT Support, E-Media Installations + Hardware - January - February ...	-4,392.02
9585	03/09/23	Burke, Williams & Sorensen, LLP	Legal Advice - January 2023	-1,480.50
9586	03/09/23	California Association of Sanitation A...	CASA 2023 Winter Conference Registration Fees - February 2023	-725.00
9587	03/09/23	Caltronics Business Systems, Inc.	Acct #SD15, Multi-purpose Copier Contract - February 2023	-187.50
9588	03/09/23	Caltest Analytical Laboratory	Acct: Tiburon5: M.P./P.C. Lab Sampling - February 2023	-3,031.45
9589	03/09/23	Cintas Corporation #626	Acct #626-00821, PPE/Safetywear - February 2023	-2,922.58
9590	03/09/23	Comcast Business	Acct# 8155 30 011 0149465, Bus. Voice, Internet & Cable - March 2023	-458.56
9591	03/09/23	DKF Solutions Group, LLC	My Safety Officer Subscription + CalOSHA Training - February 2023	-3,350.00
9592	03/09/23	East Bay Muni Utility District	Cust #SAD13002, BACWA Membership & Prog. Fees for FY23 (AJE FY23-24)	-4,500.00
9593	03/09/23	Febronio Tree Service	M.P. Grounds Maint., February 2023	-1,750.00
9594	03/09/23	Goodman Building Supply Co.	Acct #20070, BP&L + Lab Project - February 2023	-1,476.17
9595	03/09/23	Grainger	Acct #810128785, M.P. Parts & Service + Supplies - February 2023	-371.77
9596	03/09/23	HDR Engineering, Inc.	Consulting, SD5 MP Digester - February 2023	-4,731.42
9597	03/09/23	HF&H Consultants, LLC	Consulting - February 2023	-11,492.50
9598	03/09/23	HireRight, LLC	Acct #:272761, Background Check for R Hage (D.O.H.: 1.31.2023)	-229.58
9599	03/09/23	Home Depot Credit Services	#6035 3221 4973 2921: M.P. Parts & Srvc - February 2023	-505.40
9600	03/09/23	Jackson's Hardware, Inc.	Acct #7601, Janitorial/PPE - February 2023	-557.03
9601	03/09/23	Marin Water	Water, December 2022 - February 2023	-1,589.48
9602	03/09/23	McCampbell Analytical, Inc.	M.P. Monitoring, Acute Toxicity Testing - February 2023	-1,112.50
9603	03/09/23	Medical Center of Marin, ES A/R	Acct #-SDN5_B1, Multiple EEs - January 2023	-725.00
9604	03/09/23	MidAmerica Administrative & Retirem...	HRA Retiree Health Reimb. Admin Fees, 4Q22 - March 2023	-225.00
9605	03/09/23	Mill Valley Refuse Service, Inc.	Acct #032945, Garbage Service + 1 yd rental - March 2023	-258.27
9606	03/09/23	Mill Valley Refuse Service, Inc.	Acct #063092, SLUDGE TRANSPORT - February 2023	-1,440.00
9607	03/09/23	Miller Pacific Engineering Group	Geotech Srvcs, Tiburon - February 2023	-748.30
9608	03/09/23	Nemesis Fire	M.P. Fire Suppression System Repair - January 2023	-1,295.00
9609	03/09/23	Office Depot	Acct #6011 5642 0308 4271, IT + Admin Supplies - February 2023	-1,332.12
9610	03/09/23	Pacific Gas & Electric	Acct #2908031411-4, Utilities - February 2023	-21,847.27
9611	03/09/23	Perotti & Carrade	Client #1901 - Financial Services, FY21-22 SD5 Audit (PP#4) - January 2023	-5,900.00
9612	03/09/23	PLATT Electric Supply	Cust #02241 8759, M.P. Flare Rehab - February 2023	-687.44
9613	03/09/23	Ray Morgan Company	Acct#: TS27, LaserFishe Annual Software Support, April 2023 (FY23-24 AJE)	-2,725.00
9614	03/09/23	Roy's Sewer Service, Inc.	Tib & Belv P&L, December 2022 - February 2023	-1,107.60
9615	03/09/23	SERVICE TOOL	Cust #56156, M.P. Supplies - February 2023	-476.24
9616	03/09/23	Shape Incorporated	Acct #400M14, P.C. Pumps - February 2023	-8,708.04
9617	03/09/23	Solenis, LLC	Pyr #: 441488, M.P. Chemicals - February 2023	-4,989.13
9618	03/09/23	Special District Risk Management Au...	Member #7665, Life, Vision, DDS & LTD Ins. - April 2023	-2,245.31
9619	03/09/23	Terminix Processing Center	Acct #327163, Pest Control, FY23-24 (AJE FY23-24)	-1,394.00
9620	03/09/23	U.S. Bank	Acct#: 4246 0470 0067 9545 - January - February 2023	-12,935.41
9621	03/09/23	ULINE	Cust ID#:24834323, Lab supplies - January 2023	-1,224.83
9622	03/09/23	Univar	Cust ID #STDT001, Chemicals - February 2023	-7,703.57
9623	03/09/23	USABlueBook	Cust #933682, M.P. Parts & Lab Supplies - February 2023	-1,653.78
9624	03/09/23	Verizon Wireless	Acct #0342125502-00001: iPhones & BPS Comm - March - April 2023	-320.38
9625	03/09/23	Waste Management of Redwood Lan...	Acct #3-78482-75002, Sludge Disposal - February 2023	-729.10
9626	03/09/23	Water Components & Building Supply	Acct #454, Lab Supplies - February 2023	-86.74
9627	03/09/23	WorkSmart Automation, Inc.	SD5 Comm System Maintenance - March 2023	-555.00
9628	03/09/23	Zions Bank Corporation, N.A.	CB&T: #0001400000098948, MPR Refi, March 2023	-75,206.00
9629	03/09/23	Rosser, John	S/B Mileage Reimb. - February 2023	-57.36
9630	03/09/23	Triola, Joseph	S/B Mileage Reimb. - February 2023	-58.75
Total JP Morgan Chase - Primary 7399				-289,761.76
TOTAL				-289,761.76

Num	Date	Name	Memo	Account	Class	Paid Amount
EFT	02/27/23	CalPERS	EFT Health Premium, Cust #4163206459 - March 2023	JP Morgan Chase - Primary 7399		
			Active Employee Health Premium - March 2023	8020.05 · Employee Health	Belvedere	-8,744.30
			Active Employee Health Premium - March 2023	8020.05 · Employee Health	Tiburon:Paradise C...	-539.11
			Active Employee Health Premium - March 2023	8020.05 · Employee Health	Tiburon	-12,280.83
			Retiree Health Premium - March 2023	8022.05 · Reitree Health	Belvedere	-428.61
			Retiree Health Premium - March 2023	8022.05 · Reitree Health	Tiburon:Paradise C...	-26.43
			Retiree Health Premium - March 2023	8022.05 · Reitree Health	Tiburon	-601.96
			Active Employee Health Premium - March 2023 - Admin Fee	8020.05 · Employee Health	Belvedere	-28.86
			Active Employee Health Premium - March 2023 - Admin Fee	8020.05 · Employee Health	Tiburon:Paradise C...	-1.78
			Active Employee Health Premium - March 2023 - Admin Fee	8020.05 · Employee Health	Tiburon	-40.52
			Retiree Health Premium - March 2023 - Admin Fee	8022.05 · Reitree Health	Belvedere	-9.40
			Retiree Health Premium - March 2023 - Admin Fee	8022.05 · Reitree Health	Tiburon:Paradise C...	-0.58
			Retiree Health Premium - March 2023 - Admin Fee	8022.05 · Reitree Health	Tiburon	-13.21
TOTAL						-22,715.59
EFT	03/06/23	PERS	EFT PERS Pension - February 2023	JP Morgan Chase - Primary 7399		
			Retirement February 2023 (Classic 1600 Rate): ER @ 14.030%; EE @ 8.0%	8019.05 · PERS Retirement	Belvedere	-4,928.83
			Retirement February 2023 (Classic 1600 Rate): ER @ 14.030%; EE @ 8.0%	8019.05 · PERS Retirement	Tiburon:Paradise C...	-303.87
			Retirement February 2023 (Classic 1600 Rate): ER @ 14.030%; EE @ 8.0%	8019.05 · PERS Retirement	Tiburon	-6,922.25
			Retirement February 2023 (PEPRA Rates: ER @ 7.47%; EE @ 6.75%)	8019.05 · PERS Retirement	Belvedere	-3,755.43
			Retirement February 2023 (PEPRA Rates: ER @ 7.47%; EE @ 6.75%)	8019.05 · PERS Retirement	Tiburon:Paradise C...	-231.53
			Retirement February 2023 (PEPRA Rates: ER @ 7.47%; EE @ 6.75%)	8019.05 · PERS Retirement	Tiburon	-5,274.27
TOTAL						-21,416.18
9564	02/16/23	Banshee Networks, Inc.	Computer/IT Support, E-Media Installations - January 2023	JP Morgan Chase - Primary 7399		
			Inv #15758: 01.02.2023 - 2.01.2023 SD5 IT Support/Software upgrades/software sub...	8510 · Data/Alarms/IT Supp & Licensing	Belvedere	-561.38
			Inv #15758: 01.02.2023 - 2.01.2023 SD5 IT Support/Software upgrades/software sub...	8510 · Data/Alarms/IT Supp & Licensing	Tiburon:Paradise C...	-34.61
			Inv #15758: 01.02.2023 - 2.01.2023 SD5 IT Support/Software upgrades/software sub...	8510 · Data/Alarms/IT Supp & Licensing	Tiburon	-788.42
TOTAL						-1,384.41
9565	02/16/23	Burke, Williams & Sorensen, LLP	Legal Advice - December 2022	JP Morgan Chase - Primary 7399		
			Inv #296533, DCS - December 2022	6039 · Legal	Belvedere	-63.87
			Inv #296533, DCS - December 2022	6039 · Legal	Tiburon:Paradise C...	-3.94
			Inv #296533, DCS - December 2022	6039 · Legal	Tiburon	-89.70
			Inv #296533, Non-Compliance Correspondence - December 2022	6039 · Legal	Belvedere	-337.58
			Inv #296533, Non-Compliance Correspondence - December 2022	6039 · Legal	Tiburon:Paradise C...	-20.81
			Inv #296533, Non-Compliance Correspondence - December 2022	6039 · Legal	Tiburon	-474.11
			Inv #296533, T/B Sewer Rehab Project Reimbrsmnt Agrmnt (December 2022)	6039 · Legal	Tiburon	-65.36
			Inv #296533, T/B Sewer Rehab Project Reimbrsmnt Agrmnt (December 2022)	6039 · Legal	Belvedere	-92.13
TOTAL						-1,147.50
9566	02/16/23	Cassandra Prudhel Consulting, LLC	Consulting, Mar 2022 - Jan 2023	JP Morgan Chase - Primary 7399		
			Inv #2023-1 Belvedere ELAP & Lab Testing Consulting - thru January 2023	6017 · Consulting Fees	Belvedere	-251.34
			Inv #2023-1 Tiburon ELAP & Lab Testing Consulting - thru January 2023	6017 · Consulting Fees	Tiburon	-354.31
TOTAL						-605.65

Sanitary Distr. No.5 of Marin Co.

Warrant List Detail

February 10 through March 9, 2023

Num	Date	Name	Memo	Account	Class	Paid Amount
9567	02/16/23	Comcast Business	Acct# 8155 30 011 0149465, Bus. Voice, Internet & Cable - February 2023	JP Morgan Chase - Primary 7399		
			Bundle: Cable (\$234.75 + add'l fees \$59.75) - February - March 2023	8510 · Data/Alarms/IT Supp & Licensing	Belvedere	-121.34
			Bundle: Cable (\$234.75 + add'l fees \$59.75) - February - March 2023	8510 · Data/Alarms/IT Supp & Licensing	Tiburon:Paradise C...	-7.48
			Bundle: Cable (\$234.75 + add'l fees \$59.75) - February - March 2023	8510 · Data/Alarms/IT Supp & Licensing	Tiburon	-170.42
			Bundle: Internet (\$24.95+\$10 add'l fees) - February - March 2023	8510 · Data/Alarms/IT Supp & Licensing	Belvedere	-16.10
			Bundle: Internet (\$19.95) - February - March 2023	8510 · Data/Alarms/IT Supp & Licensing	Tiburon:Paradise C...	-0.99
			Bundle: Internet (\$19.95) - February - March 2023	8510 · Data/Alarms/IT Supp & Licensing	Tiburon	-22.61
			Bundle: Land Line Phones (\$249.50+ \$18.85 add'l Fees) - February - March 2023	8531 · Main Plant Telephones	Belvedere	-48.50
			Bundle: Land Line Phones (\$249.50+ \$39.75 add'l Fees) - February - March 2023	8532 · Paradise Cove Telephones	Tiburon:Paradise C...	-2.99
			Bundle: Land Line Phones (\$249.50+ \$39.75 add'l Fees) - February - March 2023	8531 · Main Plant Telephones	Tiburon	-68.11
TOTAL						-458.54
9568	02/16/23	Comcast Business	Acct# 963 425 517, VOIP Service - February 2023	JP Morgan Chase - Primary 7399		
			Inv #165705241, VOIP Phone Service (14) Land Line Phones - February 2023	8531 · Main Plant Telephones	Belvedere	-158.33
			Inv #165705241, VOIP Phone Service (14) Land Line Phones - February 2023	8532 · Paradise Cove Telephones	Tiburon:Paradise C...	-9.76
			Inv #165705241, VOIP Phone Service (14) Land Line Phones - February 2023	8531 · Main Plant Telephones	Tiburon	-222.37
TOTAL						-390.46
9569	02/16/23	Miller Pacific Engineering Group	Geotech Srvcs, Tiburon - January 2023	JP Morgan Chase - Primary 7399		
			Inv #25582 (PO#160876), Geotech Srvcs - 12 Centro East., Tiburon (11.14.2022 - 12....	9301 · Tiburon Sewer Line Rehab Prog	Tiburon	-654.80
TOTAL						-654.80
9570	02/16/23	Univar	Cust ID #STDT001, Chemicals - January - February 2023	JP Morgan Chase - Primary 7399		
			Inv #50827423 (PO #AB655720), Inv #50869347 (PO#654050) Sodium Bisulfite 25% (...	7024 · Main Plant Chemicals	Belvedere	-6,153.55
			Inv #50827423 (PO #AB655720), Inv #50869347 (PO#654050) Sodium Bisulfite 25% (...	7025 · Lab Supplies & Chemicals	Tiburon:Paradise C...	-379.38
			Inv #50827423 (PO #AB655720), Inv #50869347 (PO#654050) Sodium Bisulfite 25% (...	7024 · Main Plant Chemicals	Tiburon	-8,642.28
			Inv #50852447 (PO #AB655723) Sodium Hypo 12.5% Liquidchlor K2 (\$1.4640/Gal) - ...	7024 · Main Plant Chemicals	Belvedere	-2,178.59
			Inv #50852447 (PO #AB655723) Sodium Hypo 12.5% Liquidchlor K2 (\$1.4640/Gal) - ...	7025 · Lab Supplies & Chemicals	Tiburon:Paradise C...	-134.31
			Inv #50852447 (PO #AB655723) Sodium Hypo 12.5% Liquidchlor K2 (\$1.4640/Gal) - ...	7024 · Main Plant Chemicals	Tiburon	-3,059.69
TOTAL						-20,547.80
9571	02/16/23	USABlueBook	Cust #933682, M.P. Parts & Lab Supplies - November 2022 - January 2022	JP Morgan Chase - Primary 7399		
			Inv #176024 (PO#655703), Inv #183411 (PO#654047), Inv#248286 (PO#AB655728) -...	7025 · Lab Supplies & Chemicals	Belvedere	-352.82
			Inv #176024 (PO#655703), Inv #183411 (PO#654047), Inv#248286 (PO#AB655728) -...	7025 · Lab Supplies & Chemicals	Tiburon	-497.36
			Inv #217505 (PO#655718), Lab Chemicals (Nitric Acid) - December 2022	7025 · Lab Supplies & Chemicals	Belvedere	-25.63
			Inv #217505 (PO#655718), Lab Chemicals (Nitric Acid) - December 2022	7022 · Plant Maint. Parts & Service	Tiburon	-36.13
			Inv #233670 (PO#654040), Lab Supplies/Parts & Service (Thermo Refirgerator/Freeze...	7022 · Plant Maint. Parts & Service	Belvedere	-1,431.58
			Inv #233670 (PO#654040), Lab Supplies/Parts & Service (Thermo Refirgerator/Freeze...	7022 · Plant Maint. Parts & Service	Tiburon	-2,018.02
TOTAL						-4,361.54
9572	02/16/23	RPM Automotive Services	SD5 Truck Maint. - January 2023	JP Morgan Chase - Primary 7399		
			Inv #71659SD (PO#95688) SD5 Truck Maintenance, 2012 Chevy Silverado 2500 - Fe...	7072 · Maintenance	Belvedere	-2,823.73
			Inv #71659SD (PO#95688) SD5 Truck Maintenance, 2012 Chevy Silverado 2500 - Fe...	7072 · Maintenance	Tiburon:Paradise C...	-174.09
			Inv #71659SD (PO#95688) SD5 Truck Maintenance, 2012 Chevy Silverado 2500 - Fe...	7072 · Maintenance	Tiburon	-3,965.75

Sanitary Distr. No.5 of Marin Co.

Warrant List Detail

February 10 through March 9, 2023

Num	Date	Name	Memo	Account	Class	Paid Amount
TOTAL						-6,963.57
9573	02/16/23	Staples, Inc.	Acct #60111000714, Office Supplies - January 2023	JP Morgan Chase - Primary 7399		
			Inv #16718, #17197, #17354 - EOY Forms (W-2s, 1099 NECs + 1099 MISC.s) - Janu...	6008 · Audit & Accounting	Belvedere	-50.81
			Inv #16718, #17197, #17354 - EOY Forms (W-2s, 1099 NECs + 1099 MISC.s) - Janu...	6008 · Audit & Accounting	Tiburon:Paradise C...	-3.13
			Inv #16718, #17197, #17354 - EOY Forms (W-2s, 1099 NECs + 1099 MISC.s) - Janu...	6008 · Audit & Accounting	Tiburon	-71.36
TOTAL						-125.30
9574	02/16/23	ULINE	Cust ID#:24834323, Safety - December 2022	JP Morgan Chase - Primary 7399		
			Inv #158139063 + Inv #15818790 (PO#CB953667) Hearing safety - December 2022	8515 · Safety	Belvedere	-420.42
			Inv #158139063 + Inv #15818790 (PO#CB953667) Hearing safety - December 2022	8515 · Safety	Tiburon	-592.64
TOTAL						-1,013.06
9575	02/16/23	Verizon Wireless	Acct #0342125502-00001: iPhones & BPS Comm - February - March 2023	JP Morgan Chase - Primary 7399		
			Inv #9901157584: Monthly SD5 EE Cell phone Charges (@ \$175/mo.Plan+\$15/ea EE...	8531 · Main Plant Telephones	Belvedere	-174.15
			Inv #9901157584: Monthly SD5 EE Cell phone Charges (@ \$175/mo.Plan+\$15/ea EE...	8532 · Paradise Cove Telephones	Tiburon:Paradise C...	-10.74
			Inv #9901157584: Monthly SD5 EE Cell phone Charges (@ \$175/mo.Plan+\$15/ea EE...	8531 · Main Plant Telephones	Tiburon	-244.59
			Inv #9901157584: Monthly Charges for BPS Telephone lines (BPS#2, #13+#14 / Telst...	8533 · Pumps & Lines Telephones	Belvedere	-35.00
			Inv #9901157584: Monthly Charges for P.C. PS Telephone lines (SF#1+#2+P.C. Plant...	8533 · Pumps & Lines Telephones	Tiburon:Paradise C...	-35.00
			Inv #9901157584: Taxes, Gov't Surcharges & Fees - February - March 2023	8531 · Main Plant Telephones	Belvedere	-4.29
			Inv #9901157584: Taxes, Gov't Surcharges & Fees - February - March 2023	8532 · Paradise Cove Telephones	Tiburon:Paradise C...	-0.26
			Inv #9901157584: Taxes, Gov't Surcharges & Fees - February - March 2023	8531 · Main Plant Telephones	Tiburon	-6.04
TOTAL						-510.07
9576	02/16/23	Cottrell, Rulon	MIs/Diem Travel Reimb. - January 2023	JP Morgan Chase - Primary 7399		
			Travel Reimbs: 3 Day re Meals/Diem @ CSDA Conference, CA - 1.29.2023 - 2.1.2023	6018.1 · Meetings & Travel	Belvedere	-72.99
			Travel Reimbs: 3 Day re Meals/Diem @ CSDA Conference, CA - 1.29.2023 - 2.1.2023	6018.1 · Meetings & Travel	Tiburon:Paradise C...	-4.50
			Travel Reimbs: 3 Day re Meals/Diem @ CSDA Conference, CA - 1.29.2023 - 2.1.2023	6018.1 · Meetings & Travel	Tiburon	-102.51
TOTAL						-180.00
9577	02/16/23	Rosser, John	S/B Mileage Reimb. - January 2023	JP Morgan Chase - Primary 7399		
			Belvedere Call-out, 1.28.2023	6018.1 · Meetings & Travel	Belvedere	-57.36
TOTAL						-57.36
9578	02/16/23	Rubio, Antonio	Hlth&WInss + Travel Reimb. - February 2023	JP Morgan Chase - Primary 7399		
			FY22-23 SD5 Health & Wellness Program Reimbursement/ 2022 MOU: Full Reimb. - ...	8021.05 · EE Health & Wellness	Belvedere	-243.30
			FY22-23 SD5 Health & Wellness Program Reimbursement/ 2022 MOU: Full Reimb. - ...	8021.05 · EE Health & Wellness	Tiburon:Paradise C...	-15.00
			FY22-23 SD5 Health & Wellness Program Reimbursement/ 2022 MOU: Full Reimb. - ...	8021.05 · EE Health & Wellness	Tiburon	-341.70
			Travel Reimbs: CASA Winter Conference Palm Springs, CA - 1.25.2023 - 1.28.2023 -...	6018.1 · Meetings & Travel	Belvedere	-54.51
			Travel Reimbs: CASA Winter Conference Palm Springs, CA - 1.25.2023 - 1.28.2023 -...	6018.1 · Meetings & Travel	Tiburon:Paradise C...	-3.36
			Travel Reimbs: CASA Winter Conference Palm Springs, CA - 1.25.2023 - 1.28.2023 -...	6018.1 · Meetings & Travel	Tiburon	-76.56
			Travel Reimbs: 3 Day re Meals/Diem @ CASA Winter Conference Palm Springs, CA -...	6018.1 · Meetings & Travel	Belvedere	-54.74
			Travel Reimbs: 3 Day re Meals/Diem @ CASA Winter Conference Palm Springs, CA -...	6018.1 · Meetings & Travel	Tiburon:Paradise C...	-3.38
			Travel Reimbs: 3 Day re Meals/Diem @ CASA Winter Conference Palm Springs, CA -...	6018.1 · Meetings & Travel	Tiburon	-76.88

Sanitary Distr. No.5 of Marin Co.

Warrant List Detail

February 10 through March 9, 2023

Num	Date	Name	Memo	Account	Class	Paid Amount
TOTAL						-869.43
9581	03/09/23	Access Answering Service	Acct #4080C, Answering Service - March 2022	JP Morgan Chase - Primary 7399		
			Inv #29178, Answering Service re SSO & Alarm Notifications - March 2023	8510 · Data/Alarms/IT Supp & Licensing	Belvedere	-30.78
			Inv #29178, Answering Service re SSO & Alarm Notifications - March 2023	8510 · Data/Alarms/IT Supp & Licensing	Tiburon:Paradise C...	-1.90
			Inv #29178, Answering Service re SSO & Alarm Notifications - March 2023	8510 · Data/Alarms/IT Supp & Licensing	Tiburon	-43.22
			Inv #29177, Balance due - February b2023	8510 · Data/Alarms/IT Supp & Licensing	Belvedere	-4.01
			Inv #29177, Balance due - February b2023	8510 · Data/Alarms/IT Supp & Licensing	Tiburon:Paradise C...	-0.25
			Inv #29177, Balance due - February b2023	8510 · Data/Alarms/IT Supp & Licensing	Tiburon	-5.64
			Inv #29176, Balance due - January 2023	8510 · Data/Alarms/IT Supp & Licensing	Belvedere	-4.01
			Inv #29176, Balance due - January 2023	8510 · Data/Alarms/IT Supp & Licensing	Tiburon:Paradise C...	-0.25
			Inv #29176, Balance due - January 2023	8510 · Data/Alarms/IT Supp & Licensing	Tiburon	-5.64
TOTAL						-95.70
9582	03/09/23	Alameda Electrical Distributors, Inc.	Cust #56156, P.C. Electrical supplies - February 2023	JP Morgan Chase - Primary 7399		
			Inv #S5524474.001 + Inv #S5524474.002 (PO#652180): P.C. Electrical supplies- Febr...	7027 · Electrical & Instrument	Tiburon:Paradise C...	-550.54
			Inv #S5524474.002 (PO#652180): P.C. Electrical supplies- February 2023	7027 · Electrical & Instrument	Tiburon:Paradise C...	-455.49
			Inv #S5496833.001 (PO#652167): P.C. Electrical supplies, Equilizer Pump - February ...	7027 · Electrical & Instrument	Tiburon:Paradise C...	-2,600.59
			Inv #S5500194.001 (PO#652171): M.P. Electrical Tools - February 2023	7027 · Electrical & Instrument	Belvedere	-199.90
			Inv #S5500194.001 (PO#652171): M.P. Electrical Tools - February 2023	7027 · Electrical & Instrument	Tiburon	-281.79
			Inv #S5496842.002 (PO#652168): M.P. Tools - February 2023	7022 · Plant Maint. Parts & Service	Belvedere	-186.02
			Inv #S5496842.002 (PO#652168): M.P. Tools - February 2023	7022 · Plant Maint. Parts & Service	Tiburon	-262.23
			Inv #S5500273.001 (PO#652172): M.P. Supplies - February 2023	7021 · Plant Maintenance Supplies	Belvedere	-37.94
			Inv #S5500273.001 (PO#652172): M.P. Supplies - February 2023	7021 · Plant Maintenance Supplies	Tiburon	-53.48
			Inv #S550194.002 + S550194.003 (PO#652717): M.P. Supplies - February 2023	7021 · Plant Maintenance Supplies	Belvedere	-45.33
			Inv #S550194.002 + S550194.003 (PO#652717): M.P. Supplies - February 2023	7021 · Plant Maintenance Supplies	Tiburon	-63.89
TOTAL						-4,737.20
9583	03/09/23	Alhambra	Acct #547945611762129, Water - February 2023	JP Morgan Chase - Primary 7399		
			Inv #12012314 030323, Water, thru 2.17.2023 - February 2023	7023 · Janitorial Supplies & Service	Belvedere	-11.96
			Inv #12012314 030323, Water, thru 2.17.2023 - February 2023	7042 · Paradise Supplies & Chemicals	Tiburon:Paradise C...	-0.74
			Inv #12012314 030323, Water, thru 2.17.2023 - February 2023	7023 · Janitorial Supplies & Service	Tiburon	-16.80
TOTAL						-29.50
9584	03/09/23	Banshee Networks, Inc.	Computer/IT Support, E-Media Installations + Hardware - January - February 2023	JP Morgan Chase - Primary 7399		
			Inv #15758: 01.01.2023 - 2.01.2023 SD5 IT Support/Software upgrades/software sub...	8510 · Data/Alarms/IT Supp & Licensing	Belvedere	-555.61
			Inv #15758: 01.01.2023 - 1.31.2023 SD5 IT Support/Software upgrades/software sub...	8510 · Data/Alarms/IT Supp & Licensing	Tiburon:Paradise C...	-34.25
			Inv #15758: 01.01.2023 - 1.31.2023 SD5 IT Support/Software upgrades/software sub...	8510 · Data/Alarms/IT Supp & Licensing	Tiburon	-780.32
			Inv #15763: SD5 Dell OptiPlex 7000 Micro workstation, keyboard + 3 yr warranty - Feb...	8510 · Data/Alarms/IT Supp & Licensing	Belvedere	-1,225.36
			Inv #15763: SD5 Dell OptiPlex 7000 Micro workstation, keyboard + 3 yr warranty - Feb...	8510 · Data/Alarms/IT Supp & Licensing	Tiburon:Paradise C...	-75.55
			Inv #15763: SD5 Dell OptiPlex 7000 Micro workstation, keyboard + 3 yr warranty - Feb...	8510 · Data/Alarms/IT Supp & Licensing	Tiburon	-1,720.93
TOTAL						-4,392.02
9585	03/09/23	Burke, Williams & Sorensen, LLP	Legal Advice - January 2023	JP Morgan Chase - Primary 7399		
			Inv #297769, DCS - January 2023	6039 · Legal	Belvedere	-370.42
			Inv #297769, DCS - January 2023	6039 · Legal	Tiburon:Paradise C...	-22.84
			Inv #297769, DCS - January 2023	6039 · Legal	Tiburon	-520.23
			Inv #297769, , Non-Compliance Correspondence - January 2023	6039 · Legal	Belvedere	-63.87

Sanitary Distr. No.5 of Marin Co.

Warrant List Detail

February 10 through March 9, 2023

Num	Date	Name	Memo	Account	Class	Paid Amount
			Inv #297769, , Non-Compliance Correspondence - January 2023	6039 · Legal	Tiburon:Paradise C...	-3.94
			Inv #297769, , Non-Compliance Correspondence - January 2023	6039 · Legal	Tiburon	-89.70
			inv #297769, W-S Ltr - January 2023	6039 · Legal	Tiburon:Paradise C...	-409.50
TOTAL						-1,480.50
9586	03/09/23	California Association of Sanitation Ag...	CASA 2023 Winter Conference Registration Fees - February 2023	JP Morgan Chase - Primary 7399		
			Inv #7090, CASA 2023 Winter Conference Registration Fees - February 2023	6020 · Continuing Education	Belvedere	-293.99
			Inv #7090, CASA 2023 Winter Conference Registration Fees - February 2023	6020 · Continuing Education	Tiburon:Paradise C...	-18.13
			Inv #7090, CASA 2023 Winter Conference Registration Fees - February 2023	6020 · Continuing Education	Tiburon	-412.88
TOTAL						-725.00
9587	03/09/23	Caltronics Business Systems, Inc.	Acct #SD15, Multi-purpose Copier Contract - February 2023	JP Morgan Chase - Primary 7399		
			Inv #3714699, Konica Multi-purpose copier (C308) contract - February 2023	6047 · Office Supplies	Belvedere	-76.03
			Inv #3714699, Konica Multi-purpose copier (C308) contract - February 2023	6047 · Office Supplies	Tiburon:Paradise C...	-4.69
			Inv #3714699, Konica Multi-purpose copier (C308) contract - February 2023	6047 · Office Supplies	Tiburon	-106.78
TOTAL						-187.50
9588	03/09/23	Caltest Analytical Laboratory	Acct: Tiburon5: M.P./P.C. Lab Sampling - February 2023	JP Morgan Chase - Primary 7399		
			M.P. - B: #704578, #705303, #705591, #705660, #70636, #705756, #705783 - Februa...	7051 · Main Plant Lab Monitoring	Belvedere	-923.33
			P.C.: #70516, #705757, #705784 - February 2023	7052 · Paradise Cove Monitoring	Tiburon:Paradise C...	-806.55
			M.P. - B: #704578, #705303, #705591, #705660, #70636, #705756, #705783 - Februa...	7051 · Main Plant Lab Monitoring	Tiburon	-1,301.57
TOTAL						-3,031.45
9589	03/09/23	Cintas Corporation #626	Acct #626-00821, PPE/Safetywear - February 2023	JP Morgan Chase - Primary 7399		
			Inv #4145485368, #4146188075, #4146892671, #4147673020 - February 2023	8520 · Personal Protection/Safety Wear	Belvedere	-56.77
			Inv #4145485368, #4146188075, #4146892671, #4147673020 - February 2023	8520 · Personal Protection/Safety Wear	Tiburon:Paradise C...	-3.50
			Inv #4145485368, #4146188075, #4146892671, #4147673020 - February 2023	8520 · Personal Protection/Safety Wear	Tiburon	-79.73
			Inv #1903776868, Inv #1903756569, Inv #1903765001 - February 2023	8520 · Personal Protection/Safety Wear	Belvedere	-1,128.34
			Inv #1903776868, Inv #1903756569, Inv #1903765001 - February 2023	8520 · Personal Protection/Safety Wear	Tiburon:Paradise C...	-69.56
			Inv #1903776868, Inv #1903756569, Inv #1903765001 - February 2023	8520 · Personal Protection/Safety Wear	Tiburon	-1,584.68
TOTAL						-2,922.58
9590	03/09/23	Comcast Business	Acct# 8155 30 011 0149465, Bus. Voice, Internet & Cable - March 2023	JP Morgan Chase - Primary 7399		
			Bundle: Cable (\$234.75 + add'l fees \$59.75) - March - April 2023	8510 · Data/Alarms/IT Supp & Licensing	Belvedere	-121.34
			Bundle: Cable (\$234.75 + add'l fees \$59.75) - March - April 2023	8510 · Data/Alarms/IT Supp & Licensing	Tiburon:Paradise C...	-7.48
			Bundle: Cable (\$234.75 + add'l fees \$59.75) - March - April 2023	8510 · Data/Alarms/IT Supp & Licensing	Tiburon	-170.42
			Bundle: Internet (\$24.95+\$10 add'l fees) - March - April 2023	8510 · Data/Alarms/IT Supp & Licensing	Belvedere	-16.10
			Bundle: Internet (\$19.95) - March - April 2023	8510 · Data/Alarms/IT Supp & Licensing	Tiburon:Paradise C...	-0.99
			Bundle: Internet (\$19.95) - March - April 2023	8510 · Data/Alarms/IT Supp & Licensing	Tiburon	-22.61
			Bundle: Land Line Phones (\$249.50+ \$18.85 add'l Fees) - March - April 2023	8531 · Main Plant Telephones	Belvedere	-48.51
			Bundle: Land Line Phones (\$249.50+ \$39.75 add'l Fees) - March - April 2023	8532 · Paradise Cove Telephones	Tiburon:Paradise C...	-2.99
			Bundle: Land Line Phones (\$249.50+ \$39.75 add'l Fees) - March - April 2023	8531 · Main Plant Telephones	Tiburon	-68.12
TOTAL						-458.56
9591	03/09/23	DKF Solutions Group, LLC	My Safety Officer Subscription + CalOSHA Training - February 2023	JP Morgan Chase - Primary 7399		

Sanitary Distr. No.5 of Marin Co.

Warrant List Detail

February 10 through March 9, 2023

Num	Date	Name	Memo	Account	Class	Paid Amount
			Inv #21044 (PO #2107131), DKF CalOSHA Fall Protection Safety - February 2022	8515 · Safety	Belvedere	-1,216.50
			Inv #21044 (PO #2107131), DKF CalOSHA Fall Protection Safety - February 2022	8515 · Safety	Tiburon:Paradise C...	-75.00
			Inv #21044 (PO #2107131), DKF CalOSHA Fall Protection Safety - February 2022	8515 · Safety	Tiburon	-1,708.50
			Inv #21074, DKF Safety Procedures Subscription - March 2023	8515 · Safety	Belvedere	-141.93
			Inv #21074, DKF Safety Procedures Subscription - March 2023	8515 · Safety	Tiburon:Paradise C...	-8.75
			Inv #21074, DKF Safety Procedures Subscription - March 2023	8515 · Safety	Tiburon	-199.32
TOTAL						-3,350.00
9592	03/09/23	East Bay Muni Utility District	Cust #SADI3002, BACWA Membership & Prog. Fees for FY23 (AJE FY23-24)	JP Morgan Chase - Primary 7399		
			Inv #9000015, FY23 BACWA Membership Contributions (Permit Required Activities), ...	7062 · Permits/Fees - General	Belvedere	-760.31
			Inv #9000015, FY23 BACWA Membership Contributions (Permit Required Activities), ...	7063 · Paradise Cove Permits/Fees	Tiburon:Paradise C...	-46.88
			Inv #9000015, FY23 BACWA Membership Contributions (Permit Required Activities), ...	7062 · Permits/Fees - General	Tiburon	-1,067.81
			Inv #9000015, FY23 BACWA Membership Contributions (Permit Required Activities), ...	6059 · Pollution Prevention/Public Edu	Belvedere	-760.31
			Inv #9000015, FY23 BACWA Membership Contributions (Permit Required Activities), ...	6059 · Pollution Prevention/Public Edu	Tiburon:Paradise C...	-46.88
			Inv #9000015, FY23 BACWA Membership Contributions (Permit Required Activities), ...	6059 · Pollution Prevention/Public Edu	Tiburon	-1,067.81
			Inv #9000015, FY23 BACWA Membership Contributions (Permit Required Activities), ...	7062 · Permits/Fees - General	Belvedere	-152.06
			Inv #9000015, FY23 BACWA Membership Contributions (Permit Required Activities), ...	7062 · Permits/Fees - General	Tiburon:Paradise C...	-9.38
			Inv #9000015, FY23 BACWA Membership Contributions (Permit Required Activities), ...	7062 · Permits/Fees - General	Tiburon	-213.56
			Inv #9000015, FY23 BACWA Membership Contributions (Permit Required Activities), ...	6059 · Pollution Prevention/Public Edu	Belvedere	-152.06
			Inv #9000015, FY23 BACWA Membership Contributions (Permit Required Activities), ...	6059 · Pollution Prevention/Public Edu	Tiburon:Paradise C...	-9.38
			Inv #9000015, FY23 BACWA Membership Contributions (Permit Required Activities), ...	6059 · Pollution Prevention/Public Edu	Tiburon	-213.56
TOTAL						-4,500.00
9593	03/09/23	Febronio Tree Service	M.P. Grounds Maint., February 2023	JP Morgan Chase - Primary 7399		
			Inv #1939 (PO#954014), M.P. Grounds Maint., Tree removal and stump grinding - Feb...	7028 · Grounds Maintenance	Belvedere	-726.25
			Inv #1939 (PO#954014), M.P. Grounds Maint., Tree removal and stump grinding - Feb...	7028 · Grounds Maintenance	Tiburon	-1,023.75
TOTAL						-1,750.00
9594	03/09/23	Goodman Building Supply Co.	Acct #20070, BP&L + Lab Project - February 2023	JP Morgan Chase - Primary 7399		
			Inv #9865158 (PO#952160), Inv #865004 (PO#951259), Repairs at BPS#8 - February ...	7011 · Pumps & Lines Maintenance	Belvedere	-244.01
			Inv #865176, inv #865197 (PO#953672), Lab Supplies - February 2023	7025 · Lab Supplies & Chemicals	Tiburon	-170.45
			Inv #865176, inv #865197 (PO#953672), Lab Supplies - February 2023	7025 · Lab Supplies & Chemicals	Belvedere	-240.27
			Inv #865176, inv #865197 (PO#953672), Lab Supplies - February 2023	8510 · Data/Alarms/IT Supp & Licensing	Tiburon	-170.45
			Inv #865176, inv #865197 (PO#953672), Lab Supplies - February 2023	8510 · Data/Alarms/IT Supp & Licensing	Belvedere	-240.27
			Inv #865176, inv #865197 (PO#953672), Lab Supplies - February 2023	8515 · Safety	Tiburon	-170.45
			Inv #865176, inv #865197 (PO#953672), Lab Supplies - February 2023	8515 · Safety	Belvedere	-240.27
TOTAL						-1,476.17
9595	03/09/23	Grainger	Acct #810128785, M.P. Parts & Service + Supplies - February 2023	JP Morgan Chase - Primary 7399		
			Inv #9624415718 + Inv #9611956393 (PO#655736), Motor 1/8HP, 860RPM + Scooper...	7021 · Plant Maintenance Supplies	Belvedere	-154.28
			Inv #9624415718 + Inv #9611956393 (PO#655736), Motor 1/8HP, 860RPM + Scooper...	7021 · Plant Maintenance Supplies	Tiburon:Paradise C...	-217.49
TOTAL						-371.77
9596	03/09/23	HDR Engineering, Inc.	Consulting, SD5 MP Digester - February 2023	JP Morgan Chase - Primary 7399		
			Inv #1200498187 HDR Consulting, SD5 M.P. Digester Rehab & Cleaning - February 2...	9213 · M.P. Digester	Belvedere	-1,963.54

Sanitary Distr. No.5 of Marin Co.

Warrant List Detail

February 10 through March 9, 2023

Num	Date	Name	Memo	Account	Class	Paid Amount
			Inv #1200498187 HDR Consulting, SD5 M.P. Digester Rehab & Cleaning - February 2...	9213 · M.P. Digester	Tiburon	-2,767.88
TOTAL						-4,731.42
9597	03/09/23	HF&H Consultants, LLC	Consulting - February 2023	JP Morgan Chase - Primary 7399		
			Inv #9719915, Project #W3829, SD5 Sewer Rate Study - February 2023	6017 · Consulting Fees	Belvedere	-4,660.21
			Inv #9719915, Project #W3829, SD5 Sewer Rate Study - February 2023	6017 · Consulting Fees	Tiburon:Paradise C...	-287.31
			Inv #9719915, Project #W3829, SD5 Sewer Rate Study - February 2023	6017 · Consulting Fees	Tiburon	-6,544.98
TOTAL						-11,492.50
9598	03/09/23	HireRight, LLC	Acct #:272761, Background Check for R Hage (D.O.H.: 1.31.2023)	JP Morgan Chase - Primary 7399		
			Inv #G3624058, Background Check for R Hage, January 2023	6017 · Consulting Fees	Belvedere	-93.09
			Inv #G3624058, Background Check for R Hage, January 2023	6017 · Consulting Fees	Tiburon:Paradise C...	-5.74
			Inv #G3624058, Background Check for R Hage, January 2023	6017 · Consulting Fees	Tiburon	-130.75
TOTAL						-229.58
9599	03/09/23	Home Depot Credit Services	#6035 3221 4973 2921: M.P. Parts & Srvc - February 2023	JP Morgan Chase - Primary 7399		
			Inv #014829/729036 (PO#953068), BPS#3 Supplies - February 2022	7011 · Pumps & Lines Maintenance	Belvedere	-505.40
TOTAL						-505.40
9600	03/09/23	Jackson's Hardware, Inc.	Acct #7601, Janitorial/PPE - February 2023	JP Morgan Chase - Primary 7399		
			Inv #124207 (P.O.#: 953069), Soap Dispensers - February 2023	7023 · Janitorial Supplies & Service	Belvedere	-63.43
			Inv #124207 (P.O.#: 953069), Soap Dispensers - February 2023	7023 · Janitorial Supplies & Service	Tiburon	-89.41
			Inv #123041 (PO#952156), PPE/Uniforms - February 2023	8520 · Personal Protection/Safety Wear	Belvedere	-163.90
			Inv #123041 (PO#952156), PPE/Uniforms - February 2023	8520 · Personal Protection/Safety Wear	Tiburon:Paradise C...	-10.10
			Inv #123041 (PO#952156), PPE/Uniforms - February 2023	8520 · Personal Protection/Safety Wear	Tiburon	-230.19
TOTAL						-557.03
9601	03/09/23	Marin Water	Water, December 2022 - February 2023	JP Morgan Chase - Primary 7399		
			Cust #:424793, Golden Gate BPS - Water, December 2022 - February 2023	8541 · Water	Belvedere	-86.63
			Cust #:424791, Cove Rd. BPS - Water, December 2022 - February 2023	8541 · Water	Belvedere	-86.63
			Cust #:558095, San Rafael Ave. BPS - December 2022 - February 2023	8541 · Water	Belvedere	-70.50
			Cust #138856, Mar West TPS - Water, December 2022 - February 2023	8541 · Water	Tiburon	-86.63
			Cust #100098, M.P. - Water, December 2022 - February 2023	8541 · Water	Belvedere	-522.52
			Cust #100098, M.P. - Water, December 2022 - February 2023	8541 · Water	Tiburon	-736.57
TOTAL						-1,589.48
9602	03/09/23	McC Campbell Analytical, Inc.	M.P. Monitoring, Acute Toxicity Testing - February 2023	JP Morgan Chase - Primary 7399		
			Inv #2302959, M.P. Monitoring, Acute Toxicity Testing - February 2023	7053 · Chronic Toxicity	Belvedere	-461.69
			Inv #2302959, M.P. Monitoring, Acute Toxicity Testing - February 2023	7053 · Chronic Toxicity	Tiburon	-650.81
TOTAL						-1,112.50
9603	03/09/23	Medical Center of Marin, ES A/R	Acct #:SDN5_B1, Multiple EEs - January 2023	JP Morgan Chase - Primary 7399		

Sanitary Distr. No.5 of Marin Co.

Warrant List Detail

February 10 through March 9, 2023

03/07/23

Num	Date	Name	Memo	Account	Class	Paid Amount
			Inv #00167373-00, EE Hlth: DMV/DOT Physical (C Bilsborough) - January 2023	8020.05 · Employee Health	Belvedere	-68.94
			Inv #00167373-00, EE Hlth: DMV/DOT Physical (C Bilsborough) - January 2023	8020.05 · Employee Health	Tiburon:Paradise C...	-4.25
			Inv #00167373-00, EE Hlth: DMV/DOT Physical (C Bilsborough) - January 2023	8020.05 · Employee Health	Tiburon	-96.81
			Inv #00167373-00, EE Hlth: DMV/DOT Physical (R Hage) - January 2023	8020.05 · Employee Health	Belvedere	-87.18
			Inv #00167373-00, EE Hlth: DMV/DOT Physical (R Hage) - January 2023	8020.05 · Employee Health	Tiburon:Paradise C...	-5.38
			Inv #00167373-00, EE Hlth: DMV/DOT Physical (R Hage) - January 2023	8020.05 · Employee Health	Tiburon	-122.44
			Inv #00167373-00, EE Hlth: DMV/DOT Physical (A Hill) - January 2023	8020.05 · Employee Health	Belvedere	-68.94
			Inv #00167373-00, EE Hlth: DMV/DOT Physical (A Hill) - January 2023	8020.05 · Employee Health	Tiburon:Paradise C...	-4.25
			Inv #00167373-00, EE Hlth: DMV/DOT Physical (A Hill) - January 2023	8020.05 · Employee Health	Tiburon	-96.81
			Inv #00167373-00, EE Hlth: DMV/DOT Physical (T Rubio) - January 2023	8020.05 · Employee Health	Belvedere	-68.94
			Inv #00167373-00, EE Hlth: DMV/DOT Physical (T Rubio) - January 2023	8020.05 · Employee Health	Tiburon:Paradise C...	-4.25
			Inv #00167373-00, EE Hlth: DMV/DOT Physical (T Rubio) - January 2023	8020.05 · Employee Health	Tiburon	-96.81
TOTAL						-725.00
9604	03/09/23	MidAmerica Administrative & Retireme...	HRA Retiree Health Reimb. Admin Fees, 4Q22 - March 2023	JP Morgan Chase - Primary 7399		
			Inv #DEC2022, HRA Retiree Health Reimb. Admin Fees, 4Q22 - March 2023	8022.05 · Reitree Health	Belvedere	-91.24
			Inv #DEC2022, HRA Retiree Health Reimb. Admin Fees, 4Q22 - March 2023	8022.05 · Reitree Health	Tiburon:Paradise C...	-5.63
			Inv #DEC2022, HRA Retiree Health Reimb. Admin Fees, 4Q22 - March 2023	8022.05 · Reitree Health	Tiburon	-128.13
TOTAL						-225.00
9605	03/09/23	Mill Valley Refuse Service, Inc.	Acct #032945, Garbage Service + 1 yd rental - March 2023	JP Morgan Chase - Primary 7399		
			Garbage Service, Including 1 yd trash + 1 yd cardboard rental - March 2023	7023 · Janitorial Supplies & Service	Belvedere	-107.18
			Garbage Service, Including 1 yd trash + 1 yd cardboard rental - March 2023	7023 · Janitorial Supplies & Service	Tiburon	-151.09
TOTAL						-258.27
9606	03/09/23	Mill Valley Refuse Service, Inc.	Acct #063092, SLUDGE TRANSPORT - February 2023	JP Morgan Chase - Primary 7399		
			Sludge Transport/Exchange only, 2.7.2023, 2.11.2023, 2.28.2023	7029 · Main Plant Sludge Disposal	Belvedere	-597.60
			Sludge Transport/Exchange only, 2.7.2023, 2.11.2023, 2.28.2023	7029 · Main Plant Sludge Disposal	Tiburon	-842.40
TOTAL						-1,440.00
9607	03/09/23	Miller Pacific Engineering Group	Geotech Srvcs, Tiburon - February 2023	JP Morgan Chase - Primary 7399		
			Inv #25582 (PO#160876), Geotech Srvcs - 12 Centro East., Tiburon (2.20.2023 - 2.26....	9301 · Tiburon Sewer Line Rehab Prog	Tiburon	-748.30
TOTAL						-748.30
9608	03/09/23	Nemesis Fire	M.P. Fire Suppression System Repair - January 2023	JP Morgan Chase - Primary 7399		
			Inv #23-00022 (PO#160879), Replace faulty valve at Fire Suppression System at M.P....	8515 · Safety	Belvedere	-268.71
			Inv #23-00022 (PO#160879), Replace faulty valve at Fire Suppression System at M.P....	8515 · Safety	Tiburon	-378.79
			Inv #23-00022 (PO#160879), Replace faulty valve at Fire Suppression System at M.P....	8510 · Data/Alarms/IT Supp & Licensing	Belvedere	-268.71
			Inv #23-00022 (PO#160879), Replace faulty valve at Fire Suppression System at M.P....	8510 · Data/Alarms/IT Supp & Licensing	Tiburon	-378.79
TOTAL						-1,295.00
9609	03/09/23	Office Depot	Acct #6011 5642 0308 4271, IT + Admin Supplies - February 2023	JP Morgan Chase - Primary 7399		
			Inv #291726373001: (2) Copy paper + IT Warranties - February 2023	6047 · Office Supplies	Belvedere	-109.69
			Inv #291726373001: (2) Copy paper + IT Warranties - February 2023	6047 · Office Supplies	Tiburon:Paradise C...	-6.76

Sanitary Distr. No.5 of Marin Co.

Warrant List Detail

February 10 through March 9, 2023

Num	Date	Name	Memo	Account	Class	Paid Amount
			Inv #291726373001: (2) Copy paper + IT Warranties - February 2023	6047 · Office Supplies	Tiburon	-154.05
			Inv #291723367001, #291726375001, #291726376001: 2 Dual Monitor stands + 4 mo...	8510 · Data/Alarms/IT Supp & Licensing	Belvedere	-430.49
			Inv #291723367001, #291726375001, #291726376001: 2 Dual Monitor stands + 4 mo...	8510 · Data/Alarms/IT Supp & Licensing	Tiburon:Paradise C...	-26.54
			Inv #291723367001, #291726375001, #291726376001: 2 Dual Monitor stands + 4 mo...	8510 · Data/Alarms/IT Supp & Licensing	Tiburon	-604.59
TOTAL						-1,332.12
9610	03/09/23	Pacific Gas & Electric	Acct #2908031411-4, Utilities - February 2023	JP Morgan Chase - Primary 7399		
			Acct #2908031411-4, Main Plant Utilities - February 2023	8542 · Main Plant Utilities	Belvedere	-6,356.13
			Acct #2908031411-4, P.C. Plant Utilities - February 2023	8543 · Paradise Cove Utilities	Tiburon:Paradise C...	-1,844.38
			Acct #2908031411-4, Main Plant Utilities - February 2023	8542 · Main Plant Utilities	Tiburon	-8,959.84
			Acct #2908031411-4, Belv Pump St Utilities - February 2023	8544 · Pump Station Utilities	Belvedere	-1,260.68
			Acct #2908031411-4, P.C. Pump St Utilities - February 2023	8544 · Pump Station Utilities	Tiburon:Paradise C...	-281.54
			Acct #2908031411-4, Tib Pump St Utilities - February 2023	8544 · Pump Station Utilities	Tiburon	-3,144.70
TOTAL						-21,847.27
9611	03/09/23	Perotti & Carrade	Client #1901 - Financial Services, FY21-22 SD5 Audit (PP#4) - January 2023	JP Morgan Chase - Primary 7399		
			Inv #101558, FY21-22 SD5 Audit (PP#4) - January 2023	6008 · Audit & Accounting	Belvedere	-2,392.45
			Inv #101558, FY21-22 SD5 Audit (PP#4) - January 2023	6008 · Audit & Accounting	Tiburon:Paradise C...	-147.50
			Inv #101558, FY21-22 SD5 Audit (PP#4) - January 2023	6008 · Audit & Accounting	Tiburon	-3,360.05
TOTAL						-5,900.00
9612	03/09/23	PLATT Electric Supply	Cust #02241 8759, M.P. Flare Rehab - February 2023	JP Morgan Chase - Primary 7399		
			Inv #3S86947 (PO#652179), Inv. #3Q41597 + Inv #3R17096 (PO#652175), M.P. supp...	7021 · Plant Maintenance Supplies	Belvedere	-142.64
			Inv #3S86947 (PO#652179), Inv. #3Q41597 + Inv #3R17096 (PO#652175), M.P. supp...	7021 · Plant Maintenance Supplies	Tiburon	-201.08
			Inv #3S86947 (PO#652179), Inv. #3Q41597 + Inv #3R17096 (PO#652175), M.P. supp...	7027 · Electrical & Instrument	Belvedere	-142.64
			Inv #3S86947 (PO#652179), Inv. #3Q41597 + Inv #3R17096 (PO#652175), M.P. supp...	7027 · Electrical & Instrument	Tiburon	-201.08
TOTAL						-687.44
9613	03/09/23	Ray Morgan Company	Acct#: TS27, LaserFishe Annual Software Support, April 2023 (FY23-24 AJE)	JP Morgan Chase - Primary 7399		
			LF Annual Software Support, 4.21.2023- 6.30.2023	8510 · Data/Alarms/IT Supp & Licensing	Belvedere	-276.25
			LF Annual Software Support, 4.21.2023- 6.30.2023	8510 · Data/Alarms/IT Supp & Licensing	Tiburon:Paradise C...	-17.03
			LF Annual Software Support, 4.21.2023- 6.30.2023	8510 · Data/Alarms/IT Supp & Licensing	Tiburon	-387.97
			LF Annual Software Support, 7.1.2023 - 4.20.2024 (FY23-24AJE)	8510 · Data/Alarms/IT Supp & Licensing	Belvedere	-828.74
			LF Annual Software Support, 7.1.2023 - 4.20.2024 (FY23-24AJE)	8510 · Data/Alarms/IT Supp & Licensing	Tiburon:Paradise C...	-51.09
			LF Annual Software Support, 7.1.2023 - 4.20.2024 (FY23-24AJE)	8510 · Data/Alarms/IT Supp & Licensing	Tiburon	-1,163.92
TOTAL						-2,725.00
9614	03/09/23	Roy's Sewer Service, Inc.	Tib & Belv P&L, December 2022 - February 2023	JP Morgan Chase - Primary 7399		
			Inv #22056, Cleared Line at 100 Eastview Ave., Belvedere, 12.26.2022	7011 · Pumps & Lines Maintenance	Belvedere	-668.85
			Inv #220470, Cleared Line at 333 Bella Vista Ave., Belvedere, 2.2.2023	7011 · Pumps & Lines Maintenance	Belvedere	-195.00
			Inv #220810, Cleared line at 25 Beach Rd., Belvedere - Cleared 4" main, 2.16.2023	7011 · Pumps & Lines Maintenance	Belvedere	-243.75
TOTAL						-1,107.60
9615	03/09/23	SERVICE TOOL	Cust #56156, M.P. Supplies - February 2023	JP Morgan Chase - Primary 7399		

Sanitary Distr. No.5 of Marin Co.

Warrant List Detail

February 10 through March 9, 2023

03/07/23

Num	Date	Name	Memo	Account	Class	Paid Amount
			Inv #S5496847.002 (PO#652169): M.P. Supplies - February 2023	7021 · Plant Maintenance Supplies	Belvedere	-95.62
			Inv #S5496847.002 (PO#652169): M.P. Supplies - February 2023	7021 · Plant Maintenance Supplies	Tiburon	-134.80
			Inv #S5498223.001 (PO#652170): M.P. Tools (Ladder) - February 2023	7022 · Plant Maint. Parts & Service	Belvedere	-102.02
			Inv #S5498223.001 (PO#652170): M.P. Tools (Ladder) - February 2023	7022 · Plant Maint. Parts & Service	Tiburon	-143.80
TOTAL						-476.24
9616	03/09/23	Shape Incorporated	Acct #400M14, P.C. Pumps - February 2023	JP Morgan Chase - Primary 7399		
			Inv #1919 (PO#954010), Parts for re-build of grinder pumps at Paradise Cove Plant - ...	7041 · Paradise Parts & Service	Tiburon:Paradise C...	-8,708.04
TOTAL						-8,708.04
9617	03/09/23	Solenis, LLC	Pyr #: 441488, M.P. Chemicals - February 2023	JP Morgan Chase - Primary 7399		
			Inv #132213501 (PO#183625), M.P. Maint, Chemicals - Praestol (\$1.85/ lb.) for Screw...	7024 · Main Plant Chemicals	Belvedere	-2,070.49
			Inv #132213501 (PO#183625), M.P. Maint, Chemicals - Praestol (\$1.85/ lb.) for Screw...	7024 · Main Plant Chemicals	Tiburon	-2,918.64
TOTAL						-4,989.13
9618	03/09/23	Special District Risk Management Aut...	Member #7665, Life, Vision, DDS & LTD Ins. - April 2023	JP Morgan Chase - Primary 7399		
			Employee Life & ADD Insurance - Inv #H41149 - April 2023	8020.05 · Employee Health	Belvedere	-82.72
			Employee Life & ADD Insurance - Inv #H41149 - April 2023	8020.05 · Employee Health	Tiburon:Paradise C...	-5.10
			Employee Life & ADD Insurance - Inv #H41149 - April 2023	8020.05 · Employee Health	Tiburon	-116.18
			Employee LTD Insurance - Inv #H41149 - April 2023	8020.05 · Employee Health	Belvedere	-201.11
			Employee LTD Insurance - Inv #H41149 - April 2023	8020.05 · Employee Health	Tiburon:Paradise C...	-12.40
			Employee LTD Insurance - Inv #H41149 - April 2023	8020.05 · Employee Health	Tiburon	-282.45
			Employee DDS Insurance - Inv #H41149 - April 2023	8020.05 · Employee Health	Belvedere	-534.42
			Employee DDS Insurance - Inv #H41149 - April 2023	8020.05 · Employee Health	Tiburon:Paradise C...	-32.95
			Employee DDS Insurance - Inv #H41149 - April 2023	8020.05 · Employee Health	Tiburon	-750.57
			Employee Vision Insurance - Inv #H41149 - April 2023	8020.05 · Employee Health	Belvedere	-92.21
			Employee Vision Insurance - Inv #H41149 - April 2023	8020.05 · Employee Health	Tiburon:Paradise C...	-5.69
			Employee Vision Insurance - Inv #H41149 - April 2023	8020.05 · Employee Health	Tiburon	-129.51
TOTAL						-2,245.31
9619	03/09/23	Terminix Processing Center	Acct #327163, Pest Control, FY23-24 (AJE FY23-24)	JP Morgan Chase - Primary 7399		
			Inv #0000, Pest (Insect & Rodent) Control @ M.P., 3.1.2023 - 6.30.2023	7028 · Grounds Maintenance	Belvedere	-192.84
			Inv #0000, Pest (Insect & Rodent) Control @ M.P., 3.1.2023 - 6.30.2023	7028 · Grounds Maintenance	Tiburon	-271.83
			Inv #0000, Pest (Insect & Rodent) Control @ M.P. 7.1.2021 - 6.30.2022 (AJEFY23-24)	7028 · Grounds Maintenance	Belvedere	-385.67
			Inv #0000, Pest (Insect & Rodent) Control @ M.P. 7.1.2021 - 6.30.2022 (AJEFY23-24)	7028 · Grounds Maintenance	Tiburon	-543.66
TOTAL						-1,394.00
9620	03/09/23	U.S. Bank	Acct#: 4246 0470 0067 9545 - January - February 2023	JP Morgan Chase - Primary 7399		
			Owl + TV/Monitor, etc., Zoom + Staff Meetings at SD5 - January - February 2023	6018.1 · Meetings & Travel	Belvedere	-532.06
			Owl + TV/Monitor, etc., Zoom + Staff Meetings at SD5 - January - February 2023	6018.1 · Meetings & Travel	Tiburon:Paradise C...	-32.80
			Owl + TV/Monitor, etc., Zoom + Staff Meetings at SD5 - January - February 2023	6018.1 · Meetings & Travel	Tiburon	-747.24
			(RC+AB+TR) Travel Accomodations - Conferences - January - February 2023	6018.1 · Meetings & Travel	Belvedere	-490.29
			(RC+AB+TR) Travel Accomodations - Conferences - January - February 2023	6018.1 · Meetings & Travel	Tiburon:Paradise C...	-30.23
			(RC+AB+TR) Travel Accomodations - Conferences - January - February 2023	6018.1 · Meetings & Travel	Tiburon	-688.57
			Cont'g Ed +/-or ConferencesTravel Accomodations - January - February 2023	6020 · Continuing Education	Belvedere	-490.29
			Cont'g Ed +/-or ConferencesTravel Accomodations - January - February 2023	6020 · Continuing Education	Tiburon:Paradise C...	-30.23
			Cont'g Ed +/-or ConferencesTravel Accomodations - January - February 2023	6020 · Continuing Education	Tiburon	-688.58

Sanitary Distr. No.5 of Marin Co.

Warrant List Detail

February 10 through March 9, 2023

03/07/23

Num	Date	Name	Memo	Account	Class	Paid Amount
			Mmberships - January - February 2023	6025 · Dues & Subscriptions	Belvedere	-10.14
			Mmberships - January - February 2023	6025 · Dues & Subscriptions	Tiburon:Paradise C...	-0.63
			Mmberships - January - February 2023	6025 · Dues & Subscriptions	Tiburon	-14.23
			Office & Admin supplies (Calendars + planners), Amazon - January - February 2023	6047 · Office Supplies	Belvedere	-123.03
			Office Depot - Office & Admin supplies (Calendars + planners) - January - February 20...	6047 · Office Supplies	Tiburon:Paradise C...	-7.59
			Office Depot - Office & Admin supplies (Calendars + planners) - January - February 20...	6047 · Office Supplies	Tiburon	-172.78
			Plant Supplies - M.P. Supplies + Parts - January - February 2023	7021 · Plant Maintenance Supplies	Belvedere	-47.86
			Plant Supplies - M.P. Supplies + Parts - January - February 2023	7021 · Plant Maintenance Supplies	Tiburon	-67.46
			Plant Parts & Service - January - February 2023	7022 · Plant Maint. Parts & Service	Belvedere	-970.70
			Plant Parts & Service- January - February 2023	7022 · Plant Maint. Parts & Service	Tiburon	-1,368.33
			Janitorial supplies - January - February 2023	7023 · Janitorial Supplies & Service	Belvedere	-1,303.45
			Janitorial supplies - January - February 2023	7023 · Janitorial Supplies & Service	Tiburon	-1,837.40
			Lab supplies - Amazon - January - February 2023	7025 · Lab Supplies & Chemicals	Belvedere	-134.96
			Lab supplies - Amazon - January - February 2023	7025 · Lab Supplies & Chemicals	Tiburon	-190.25
			SD5 Fleet Maintenance/supplies - January - February 2023	7072 · Maintenance	Belvedere	-118.98
			SD5 Fleet Maintenance/supplies - January - February 2023	7072 · Maintenance	Tiburon:Paradise C...	-7.34
			SD5 Fleet Maintenance/supplies - January - February 2023	7072 · Maintenance	Tiburon	-167.10
			IT needs (monitors, keyboards, "mice") etc. - January - February 2023	8510 · Data/Alarms/IT Supp & Licensing	Belvedere	-611.19
			IT needs (monitors, keyboards, "mice") etc. - January - February 2023	8510 · Data/Alarms/IT Supp & Licensing	Tiburon:Paradise C...	-37.68
			IT needs (monitors, keyboards, "mice") etc. - January - February 2023	8510 · Data/Alarms/IT Supp & Licensing	Tiburon	-858.38
			Safety Supplies - January - February 2023	8515 · Safety	Belvedere	-157.83
			Safety Supplies - January - February 2023	8515 · Safety	Tiburon:Paradise C...	-9.73
			Safety Supplies - January - February 2023	8515 · Safety	Tiburon	-221.67
			PPE (R Hage set up) - January - February 2023	8520 · Personal Protection/Safety Wear	Belvedere	-310.78
			PPE (R Hage set up) - January - February 2023	8520 · Personal Protection/Safety Wear	Tiburon:Paradise C...	-19.16
			PPE (R Hage set up) - January - February 2023	8520 · Personal Protection/Safety Wear	Tiburon	-436.47
			TOTAL			-12,935.41
9621	03/09/23	ULINE	Cust ID#:24834323, Lab supplies - January 2023	JP Morgan Chase - Primary 7399		
			Inv #159926388 (PO#CB953669), Cabinets - February 2023	7025 · Lab Supplies & Chemicals	Belvedere	-508.30
			Inv #159926388 (PO#CB953669), Cabinets - February 2023	7025 · Lab Supplies & Chemicals	Tiburon	-716.53
			TOTAL			-1,224.83
9622	03/09/23	Univar	Cust ID #STDT001, Chemicals - February 2023	JP Morgan Chase - Primary 7399		
			Inv #50950712 (PO #AB655737), Sodium Bisulfite 25% (\$1.4750/Gal) - February 2023	7024 · Main Plant Chemicals	Belvedere	-3,123.80
			Inv #50950712 (PO #AB655737), Sodium Bisulfite 25% (\$1.4750/Gal) - February 2023	7025 · Lab Supplies & Chemicals	Tiburon:Paradise C...	-192.59
			Inv #50950712 (PO #AB655737), Sodium Bisulfite 25% (\$1.4750/Gal) - February 2023	7024 · Main Plant Chemicals	Tiburon	-4,387.18
			TOTAL			-7,703.57
9623	03/09/23	USABlueBook	Cust #933682, M.P. Parts & Lab Supplies - February 2023	JP Morgan Chase - Primary 7399		
			Inv #272099 (PO#655735), Multi-purpose scraper+CorePRO samplers - February 2023	7021 · Plant Maintenance Supplies	Belvedere	-79.53
			Inv #272099 (PO#655735), Multi-purpose scraper+CorePRO samplers - February 2023	7021 · Plant Maintenance Supplies	Tiburon	-112.10
			Inv #276530 (PO#655742) - Microflex Safety Gloves - February 2023	8515 · Safety	Belvedere	-412.52
			Inv #276530 (PO#655742) - Microflex Safety Gloves - February 2023	8515 · Safety	Tiburon:Paradise C...	-25.43
			Inv #276530 (PO#655742) - Microflex Safety Gloves - February 2023	8515 · Safety	Tiburon	-579.35
			Inv #261603 (PO#655730) - Bio Sanitizer Tabs 2-5/8' - February 2023	7025 · Lab Supplies & Chemicals	Belvedere	-184.61
			Inv #261603 (PO#655730) - Bio Sanitizer Tabs 2-5/8' - February 2023	7025 · Lab Supplies & Chemicals	Tiburon	-260.24
			TOTAL			-1,653.78
9624	03/09/23	Verizon Wireless	Acct #0342125502-00001: iPhones & BPS Comm - March - April 2023	JP Morgan Chase - Primary 7399		

Sanitary Distr. No.5 of Marin Co.

Warrant List Detail

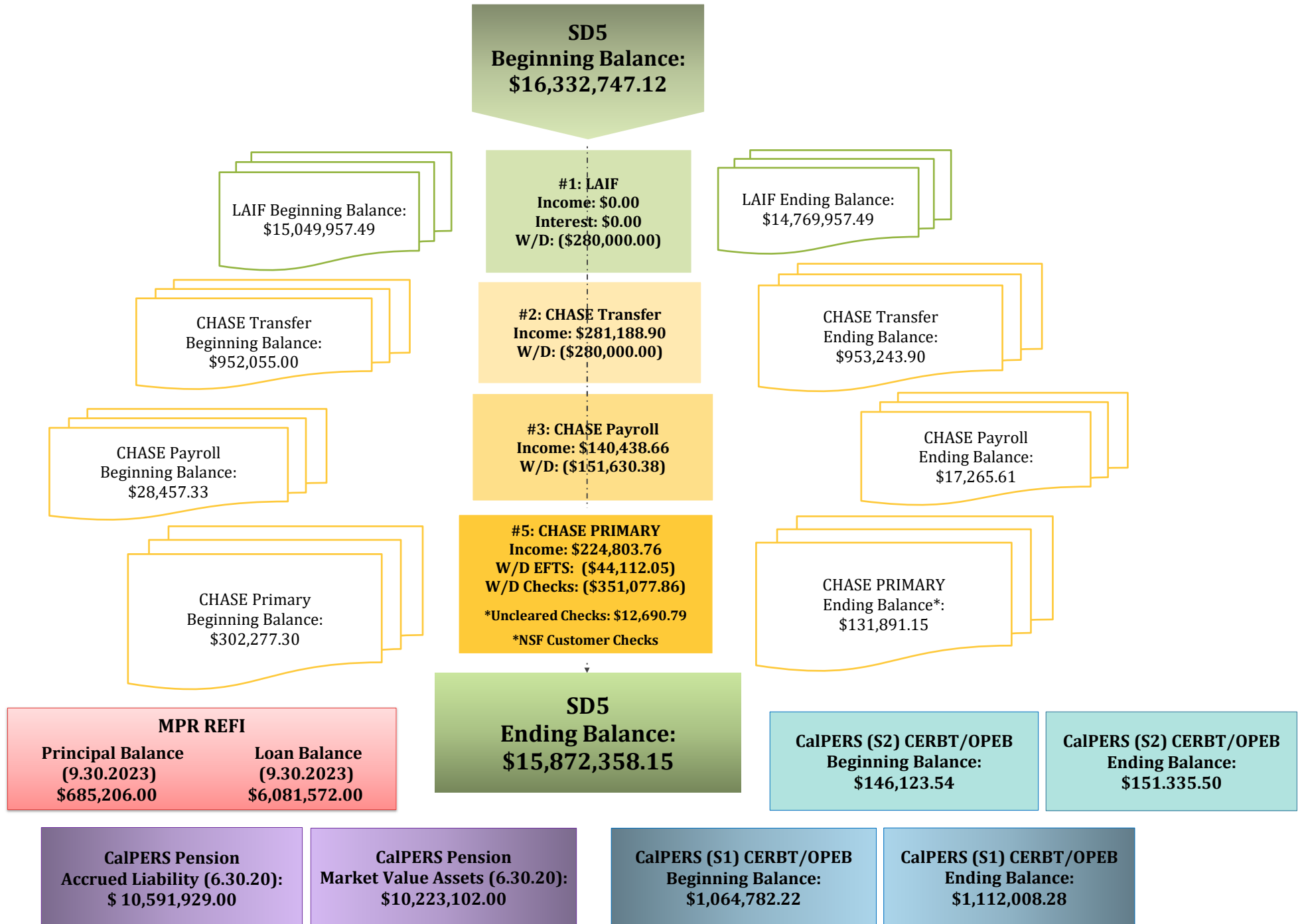
February 10 through March 9, 2023

03/07/23

Num	Date	Name	Memo	Account	Class	Paid Amount
			Inv #9901157584: Monthly SD5 EE Cell phone Charges (@ \$175/mo.Plan+\$15/ea EE...	8531 · Main Plant Telephones	Belvedere	-174.15
			Inv #9901157584: Monthly SD5 EE Cell phone Charges (@ \$175/mo.Plan+\$15/ea EE...	8532 · Paradise Cove Telephones	Tiburon:Paradise C...	-10.74
			Inv #9901157584: Monthly SD5 EE Cell phone Charges (@ \$175/mo.Plan+\$15/ea EE...	8531 · Main Plant Telephones	Tiburon	-244.59
			Inv #9901157584: Monthly Charges for BPS Telephone lines (BPS#2, #13+#14 / Telst...	8533 · Pumps & Lines Telephones	Belvedere	-35.00
			Inv #9901157584: Monthly Charges for P.C. PS Telephone lines (SF#1+#2+P.C. Plant...	8533 · Pumps & Lines Telephones	Tiburon:Paradise C...	-35.00
			Inv #9901157584: Taxes, Gov't Surcharges & Fees - February - March 2023	8531 · Main Plant Telephones	Belvedere	-4.29
			Inv #9901157584: Taxes, Gov't Surcharges & Fees - February - March 2023	8532 · Paradise Cove Telephones	Tiburon:Paradise C...	-0.26
			Inv #9901157584: Taxes, Gov't Surcharges & Fees - February - March 2023	8531 · Main Plant Telephones	Tiburon	-6.04
			Refund for returned phones & Otter Boxes	8531 · Main Plant Telephones	Belvedere	76.92
			Refund for returned phones & Otter Boxes	8532 · Paradise Cove Telephones	Tiburon:Paradise C...	4.74
			Refund for returned phones & Otter Boxes	8531 · Main Plant Telephones	Tiburon	108.03
TOTAL						-320.38
9625	03/09/23	Waste Management of Redwood Landfill	Acct #3-78482-75002, Sludge Disposal - February 2023	JP Morgan Chase - Primary 7399		
			Inv #0107438-1507-7, Sludge Disposal - 2 pick-ups @ 16.78 tons - February 2023	7029 · Main Plant Sludge Disposal	Belvedere	-295.65
			Inv #0107438-1507-7, Sludge Disposal - 2 pick-ups @ 16.78 tons - February 2023	7043 · Paradise Sludge Disposal	Tiburon:Paradise C...	-18.23
			Inv #0107438-1507-7, Sludge Disposal - 2 pick-ups @ 16.78 tons - February 2023	7029 · Main Plant Sludge Disposal	Tiburon	-415.22
TOTAL						-729.10
9626	03/09/23	Water Components & Building Supply	Acct #454, Lab Supplies - February 2023	JP Morgan Chase - Primary 7399		
			Inv #30601792 (PO#PC952157), Lab Supplies - February 2023	7025 · Lab Supplies & Chemicals	Belvedere	-36.00
			Inv #30601792 (PO#PC952157), Lab Supplies - February 2023	7025 · Lab Supplies & Chemicals	Tiburon	-50.74
TOTAL						-86.74
9627	03/09/23	WorkSmart Automation, Inc.	SD5 Comm System Maintenance - March 2023	JP Morgan Chase - Primary 7399		
			Inv #5208, SCADA TopView troubleshooting: disconnection at modem - March 2023	9403.1 · Cellular	Tiburon:Paradise C...	-555.00
TOTAL						-555.00
9628	03/09/23	Zions Bank Corporation, N.A.	CB&T: #000140000098948, MPR Refi, March 2023	JP Morgan Chase - Primary 7399		
			#000140000098948 - MPR Refi Pmt - Interest due 4/1/23 (B: 35.22%)	9735 · MPR Refi - Interest	Belvedere	-26,487.55
			#000140000098948 - MPR Refi Pmt - Interest due 4/1/23 (T: 64.78%)	9735 · MPR Refi - Interest	Tiburon	-48,718.45
TOTAL						-75,206.00
9629	03/09/23	Rosser, John	S/B Mileage Reimb. - February 2023	JP Morgan Chase - Primary 7399		
			Belvedere Call-out, 2.28.2023	6018.1 · Meetings & Travel	Tiburon:Paradise C...	-57.36
TOTAL						-57.36
9630	03/09/23	Triola, Joseph	S/B Mileage Reimb. - February 2023	JP Morgan Chase - Primary 7399		
			Belvedere Call-out, 2.11.2023	6018.1 · Meetings & Travel	Belvedere	-58.75
TOTAL						-58.75

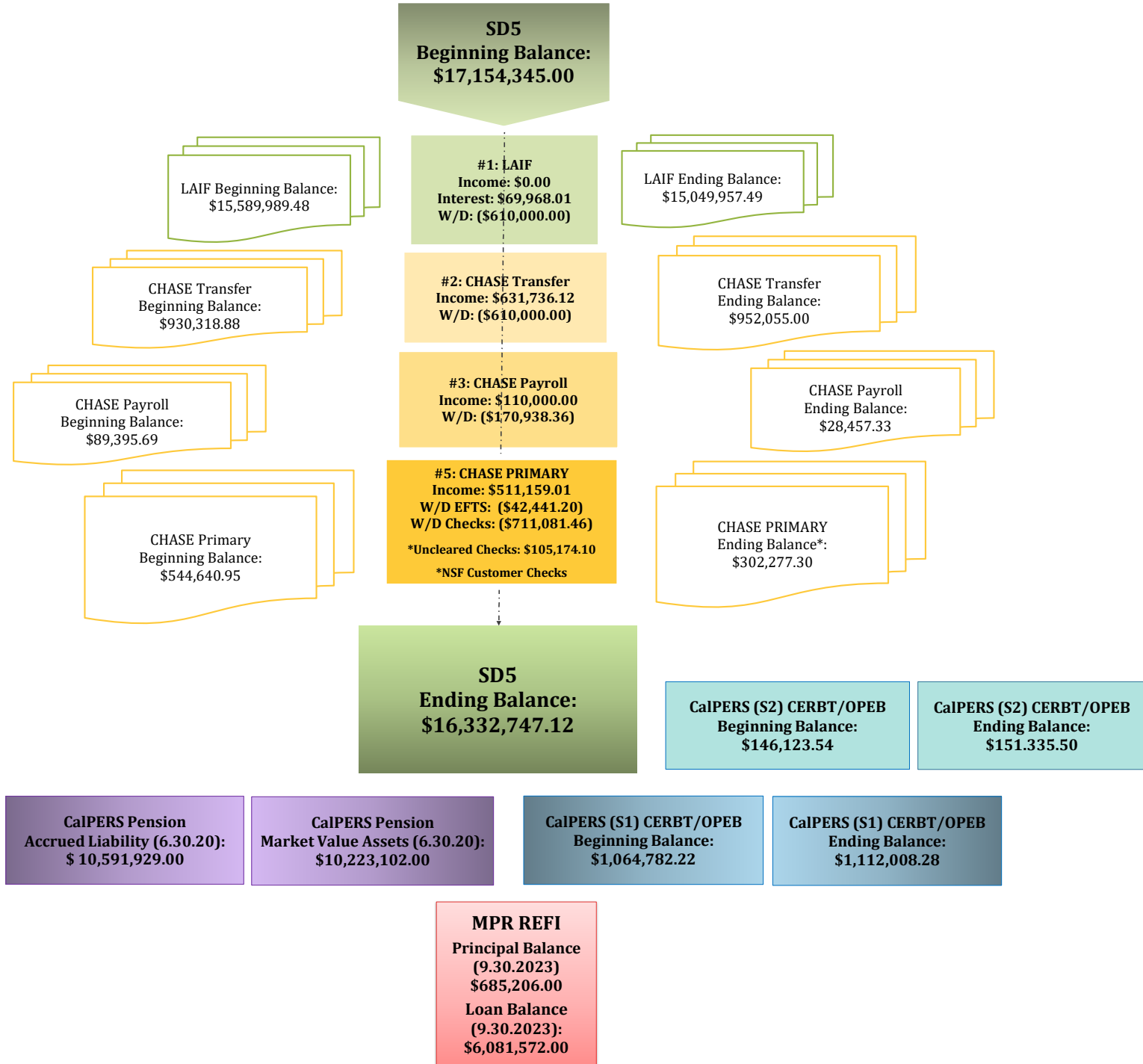
CASH FLOW CHART

SANITARY DISTRICT NO. 5 OF MARIN COUNTY: February 2023



CASH FLOW CHART

SANITARY DISTRICT NO. 5 OF MARIN COUNTY: January 2023





NOTICE OF AUTOMATIC PAYMENT

Paychex of New York LLC
1535 Scenic Avenue Suite 100
Costa Mesa CA 92626

Client # 0082 Y400-2116
Invoice # 2023021301

AUTOMATIC PAYMENT \$317.67

This amount will be deducted from the following bank account at or after 12:01 A.M on 2/15/23.

ADDRESS SERVICE REQUESTED

0082 Y400-2116
SANITARY DISTRICT NO 5
2001 Paradise Dr
Tiburon, California 94920-1937

XXXXXXXXXXXXXXXXX506

For questions regarding your account, please call (844) 729-9247

Page 1 of 1

ACCOUNT SUMMARY				AMOUNT
Previous Balance on Invoice#2023012601 Due 01/31/23				312.64
Payment Received - Thank You				-312.64
Balance Forward				0.00
Total New Charges				317.67
Account Balance (Includes Balance Forward, New Charges, and Pending Automatic Payments)				317.67

CHECK DATE	DESCRIPTION OF SERVICE	PROCESSING DATE	# TRANSACTIONS	AMOUNT
NEW CHARGES				
02/15/23	Paychex Productivity	02/13/23	14	339.10
	Client Discount			-37.97
	Delivery		1	16.54
	Total New Charges			317.67
Automatic Payment (Includes New Charges and applicable credits from Balance Forward above)				317.67

dr
r

Thank you for choosing Paychex.

CASH REQUIREMENTS

CASH REQUIRED FOR NEGOTIABLE CHECKS &/OR ELECTRONIC FUNDS TRANSFERS (EFT) FOR CHECK DATE 02/15/23: \$71,400.20

IMPORTANT COVID-19 INFORMATION: If you filed IRS Form 7200, please notify your Paychex representative to avoid owing a balance at the end of the quarter and ensure your Form 941 is accurate.

TRANSACTION SUMMARY

SUMMARY BY TRANSACTION TYPE -	TOTAL ELECTRONIC FUNDS TRANSFER (EFT)	71,400.20
	CASH REQUIRED FOR NEGOTIABLE CHECKS &/OR EFT	<u>71,400.20</u>
	TOTAL REMAINING DEDUCTIONS / WITHHOLDINGS / LIABILITIES	6,670.40
	CASH REQUIRED FOR CHECK DATE 02/15/23	<u>78,070.60</u>

TRANSACTION DETAIL

ELECTRONIC FUNDS TRANSFER - Your financial institution will initiate transfer to Paychex at or after 12:01 A.M. on transaction date.

<u>TRANS. DATE</u>	<u>BANK NAME</u>	<u>ACCOUNT NUMBER</u>	<u>PRODUCT</u>	<u>DESCRIPTION</u>		<u>BANK DRAFT AMOUNTS & OTHER TOTALS</u>
02/14/23	JPMORGAN CHASE BANK,	xxxxxxxxxxxxx506	Direct Deposit	Net Pay Allocations	45,711.60	<u>45,711.60</u>
					EFT FOR 02/14/23	45,711.60
02/15/23	JPMORGAN CHASE BANK,	xxxxxxxxxxxxx506	Taxpay®	Employee Withholdings		
				Social Security	4,451.66	
				Medicare	1,041.14	
				Fed Income Tax	10,004.08	
				CA Income Tax	4,493.76	
				Total Withholdings	<u>19,990.64</u>	
				Employer Liabilities		
				Social Security	4,451.67	
				Medicare	1,041.13	
				Fed Unemploy	15.62	
				CA Disability	69.85	
				CA Unemploy	117.08	
				CA Emp Train	2.61	
				Total Liabilities	<u>5,697.96</u>	25,688.60
					EFT FOR 02/15/23	25,688.60
					TOTAL EFT	71,400.20

REMAINING DEDUCTIONS / WITHHOLDINGS / LIABILITIES - Paychex does not remit these funds. You must ensure accurate and timely payment of applicable items.

<u>TRANS. DATE</u>	<u>BANK NAME</u>	<u>ACCOUNT NUMBER</u>	<u>PRODUCT</u>	<u>DESCRIPTION</u>		<u>TOTAL</u>
02/15/23	Refer to your records for account Information		Payroll	Employee Deductions		
				401A Member Contribu	3,439.67	
				Calpers 457B	1,847.12	
				Calpers 457B Roth	812.00	
				Med 125	194.61	



NOTICE OF AUTOMATIC PAYMENT

Paychex of New York LLC
1535 Scenic Avenue Suite 100
Costa Mesa CA 92626

Client # 0082 Y400-2116
Invoice # 2023021601

AUTOMATIC PAYMENT \$317.67

This amount will be deducted from the following bank account at or after 12:01 A.M on 2/28/23.

ADDRESS SERVICE REQUESTED

0082 Y400-2116
SANITARY DISTRICT NO 5
2001 Paradise Dr
Tiburon, California 94920-1937

XXXXXXXXXXXXXXXXX506

For questions regarding your account, please call (844) 729-9247

ACCOUNT SUMMARY				AMOUNT
Previous Balance on Invoice#2023021301 Due 02/15/23				317.67
Payment Received - Thank You				-317.67
Balance Forward				0.00
Total New Charges				317.67
Account Balance (Includes Balance Forward, New Charges, and Pending Automatic Payments)				317.67

CHECK DATE	DESCRIPTION OF SERVICE	PROCESSING DATE	# TRANSACTIONS	AMOUNT
NEW CHARGES				
02/28/23	Paychex Productivity	02/16/23	14	339.10
	Delivery		1	16.54
	Client Discount			-37.97
	Total New Charges			317.67
Automatic Payment (Includes New Charges and applicable credits from Balance Forward above)				317.67

Thank you for choosing Paychex.

**Sanitary Distr. No.5 of Marin Co.
Comparative Balance Sheet
As of February 28, 2023**

	<u>Feb 28, 23</u>	<u>Jan 31, 23</u>	<u>\$ Change</u>
ASSETS			
Current Assets			
Checking/Savings			
JP Morgan Chase - Payroll 7506	16,815.61	28,007.33	-11,191.72
JP Morgan Chase - Primary 7399	519,650.36	597,553.20	-77,902.84
JP Morgan Chase - Transfer 7522	553,243.90	552,055.00	1,188.90
Local Agency Investment Fund			
Belvedere			
Belvedere Capital & CIP Reserve	2,660,286.48	2,645,613.01	14,673.47
Belvedere Disaster Recovery Fnd	356,250.00	356,250.00	0.00
Belvedere Operating	3,054,919.63	3,237,244.44	-182,324.81
Belvedere Operating Reserve	516,923.05	516,923.05	0.00
Belvedere PERS Retirement Trust	356,250.00	356,250.00	0.00
Total Belvedere	<u>6,944,629.16</u>	<u>7,112,280.50</u>	<u>-167,651.34</u>
Tiburon			
Tiburon Capital & CIP Reserve	4,747,814.04	4,730,239.53	17,574.51
Tiburon Disaster Recovery Fund	643,750.00	643,750.00	0.00
Tiburon Operating	1,106,084.29	1,236,007.46	-129,923.17
Tiburon Operating Reserve	683,930.00	683,930.00	0.00
Tiburon PERS Retirement Trust	643,750.00	643,750.00	0.00
Total Tiburon	<u>7,825,328.33</u>	<u>7,937,676.99</u>	<u>-112,348.66</u>
Total Local Agency Investment Fund	<u>14,769,957.49</u>	<u>15,049,957.49</u>	<u>-280,000.00</u>
Total Checking/Savings	<u>15,859,667.36</u>	<u>16,227,573.02</u>	<u>-367,905.66</u>
Accounts Receivable			
Accounts Receivable	58,223.96	81,821.72	-23,597.76
Total Accounts Receivable	<u>58,223.96</u>	<u>81,821.72</u>	<u>-23,597.76</u>
Other Current Assets	<u>881.92</u>	<u>881.92</u>	<u>0.00</u>
Total Current Assets	<u>15,918,773.24</u>	<u>16,310,276.66</u>	<u>-391,503.42</u>
Fixed Assets	<u>19,118,200.30</u>	<u>19,118,200.30</u>	<u>0.00</u>
TOTAL ASSETS	<u>35,036,973.54</u>	<u>35,428,476.96</u>	<u>-391,503.42</u>
LIABILITIES & EQUITY			
Liabilities	7,334,118.77	7,334,118.77	0.00
Equity			
3900 - Net Assets	28,056,157.76	28,056,157.76	0.00
Net Income	-353,302.99	38,200.43	-391,503.42
Total Equity	<u>27,702,854.77</u>	<u>28,094,358.19</u>	<u>-391,503.42</u>
TOTAL LIABILITIES & EQUITY	<u>35,036,973.54</u>	<u>35,428,476.96</u>	<u>-391,503.42</u>

Sanitary Distr. No.5 of Marin Co.
Annual Budget vs Actual Expenses
 July 2022 through February 2023

Item #3B

	Jul '22 - Feb 23	Budget	\$ Over Budget	% of Bu...
Ordinary Income/Expense				
Income				
5000 · Property Taxes				
5001.2 · TEETER	526,200.28	875,000.00	-348,799.72	60.1%
5002 · UNSEC	16,908.88	16,000.00	908.88	105.7%
5003 · PUNS / PRIOR UNSECURED	955.59	300.00	655.59	318.5%
5004 · REDEMPTION / RDMPT	637.97	0.00	637.97	100.0%
5006 · SPLU	1,110.61	500.00	610.61	222.1%
5041 · SUPSEC	15,966.16	15,000.00	966.16	106.4%
5043 · SECU	0.00	0.00	0.00	0.0%
5046 · Excess ERAF	215,800.40	901,664.00	-685,863.60	23.9%
5280 · HOPTR	1,800.51	3,333.00	-1,532.49	54.0%
5483 · Other tax	5,399.65	0.00	5,399.65	100.0%
Total 5000 · Property Taxes	784,780.05	1,811,797.00	-1,027,016.95	43.3%
5007 · Sewer Service Charge				
5007.1 · Sewer Service - Tiburon Ops	1,457,491.27	2,368,000.00	-910,508.73	61.5%
5007.2 · Sewer Service-Belv Ops	987,844.71	1,570,581.00	-582,736.29	62.9%
5007.3 · Sewer Service-Belv Cap	308,467.13	605,719.00	-297,251.87	50.9%
5007.4 · Other User Fees	39,085.20	38,700.00	385.20	101.0%
5007.5 · Sewer Service - Tiburon Cap	16,748.13	0.00	16,748.13	100.0%
Total 5007 · Sewer Service Charge	2,809,636.44	4,583,000.00	-1,773,363.56	61.3%
5201 · Interest				
5201.1 · Interest County of Marin	18.13	0.00	18.13	100.0%
5201.2 · Interest LAIF	120,214.63	100,000.00	20,214.63	120.2%
Total 5201 · Interest	120,232.76	100,000.00	20,232.76	120.2%
5900.10 · Paradise Sewer Line Ext. Fees	0.00	14,040.00	-14,040.00	0.0%
5900.3 · Connection Fees				
5900.30 · Connection Permit Fees	13,234.00	10,000.00	3,234.00	132.3%
5900.31 · Collection	146,015.20	125,000.00	21,015.20	116.8%
5900.34 · Treatment	191,222.80	125,000.00	66,222.80	153.0%
Total 5900.3 · Connection Fees	350,472.00	260,000.00	90,472.00	134.8%
5900.4 · Inspection Permit Fees	9,800.00	10,000.00	-200.00	98.0%
5900.5 · SASM Expense Reimb.	59,948.55	100,000.00	-40,051.45	59.9%
5900.9 · Other Income	0.00	100.00	-100.00	0.0%
Total Income	4,134,869.80	6,878,937.00	-2,744,067.20	60.1%
Gross Profit	4,134,869.80	6,878,937.00	-2,744,067.20	60.1%
Expense				
6000 · Administrative Expenses				
6001 · Advertising	455.00	1,000.00	-545.00	45.5%
6002 · Outreach & Newsletter	20.00	1,000.00	-980.00	2.0%
6008 · Audit & Accounting	29,292.80	40,000.00	-10,707.20	73.2%
6017 · Consulting Fees	72,526.37	100,000.00	-27,473.63	72.5%
6018 · Travel & Meetings				
6018.1 · Meetings & Travel	9,452.10	17,000.00	-7,547.90	55.6%
6018.2 · Standby Mileage Expense Reimb	2,128.90	8,000.00	-5,871.10	26.6%
Total 6018 · Travel & Meetings	11,581.00	25,000.00	-13,419.00	46.3%
6020 · Continuing Education	5,022.44	10,000.00	-4,977.56	50.2%
6021 · County Fees	9,787.67	16,590.00	-6,802.33	59.0%
6024 · Director Fees	3,200.00	9,000.00	-5,800.00	35.6%
6025 · Dues & Subscriptions	31,232.83	31,000.00	232.83	100.8%
6026 · Elections	0.00	9,000.00	-9,000.00	0.0%
6033 · Insurance Property & Liability				
6033.1 · PLP Public Entity Phys Damage	84,729.14	45,000.00	39,729.14	188.3%
6033.2 · General Liability	0.00	58,000.00	-58,000.00	0.0%
6033.3 · Physical Property Damage - Auto	4,298.00	8,000.00	-3,702.00	53.7%
Total 6033 · Insurance Property & Liability	89,027.14	111,000.00	-21,972.86	80.2%

Sanitary Distr. No.5 of Marin Co.
Annual Budget vs Actual Expenses
 July 2022 through February 2023

	Jul '22 - Feb 23	Budget	\$ Over Budget	% of Bu...
6039 · Legal	13,185.00	50,000.00	-36,815.00	26.4%
6047 · Office Supplies	3,149.05	10,000.00	-6,850.95	31.5%
6056 · Postage	764.58	1,200.00	-435.42	63.7%
6059 · Pollution Prevention/Public Edu	2,011.44	5,000.00	-2,988.56	40.2%
6065 · Miscellaneous Expense	290.20	0.00	290.20	100.0%
Total 6000 · Administrative Expenses	271,545.52	419,790.00	-148,244.48	64.7%
7000 · Ops & Maintenance Expenses				
7010 · Pumps & Lines Maintenance				
7011 · Pumps & Lines Maintenance	40,166.82	100,000.00	-59,833.18	40.2%
7013 · Emergency Line Repair	49,000.00	100,000.00	-51,000.00	49.0%
Total 7010 · Pumps & Lines Maintenance	89,166.82	200,000.00	-110,833.18	44.6%
7020 · Main Plant Maintenance				
7021 · Plant Maintenance Supplies	51,484.04	80,000.00	-28,515.96	64.4%
7022 · Plant Maint. Parts & Service	330,400.67	300,000.00	30,400.67	110.1%
7023 · Janitorial Supplies & Service	4,220.88	9,000.00	-4,779.12	46.9%
7024 · Main Plant Chemicals	62,411.52	120,000.00	-57,588.48	52.0%
7025 · Lab Supplies & Chemicals	12,951.27	21,000.00	-8,048.73	61.7%
7027 · Electrical & Instrument	2,897.01	15,000.00	-12,102.99	19.3%
7028 · Grounds Maintenance	1,933.47	5,000.00	-3,066.53	38.7%
7029 · Main Plant Sludge Disposal	19,823.20	50,000.00	-30,176.80	39.6%
Total 7020 · Main Plant Maintenance	486,122.06	600,000.00	-113,877.94	81.0%
7040 · Paradise Cove Plant Maint				
7041 · Paradise Parts & Service	13,736.25	20,000.00	-6,263.75	68.7%
7042 · Paradise Supplies & Chemicals	1,022.59	6,500.00	-5,477.41	15.7%
7043 · Paradise Sludge Disposal	4,298.54	6,000.00	-1,701.46	71.6%
Total 7040 · Paradise Cove Plant Maint	19,057.38	32,500.00	-13,442.62	58.6%
7050 · Monitoring				
7051 · Main Plant Lab Monitoring	27,688.77	45,000.00	-17,311.23	61.5%
7052 · Paradise Cove Monitoring	2,974.68	12,500.00	-9,525.32	23.8%
Total 7050 · Monitoring	30,663.45	57,500.00	-26,836.55	53.3%
7060 · Permits/Fees				
7061 · Main Plant NPDES Renewal	5,443.25	40,000.00	-34,556.75	13.6%
7062 · Permits/Fees - General	38,111.62	50,000.00	-11,888.38	76.2%
7063 · Paradise Cove Permits/Fees	8,256.76	9,000.00	-743.24	91.7%
Total 7060 · Permits/Fees	51,811.63	99,000.00	-47,188.37	52.3%
7070 · Truck Maintenance				
7071 · Fuel	11,236.81	15,000.00	-3,763.19	74.9%
7072 · Maintenance	30,085.01	30,000.00	85.01	100.3%
Total 7070 · Truck Maintenance	41,321.82	45,000.00	-3,678.18	91.8%
Total 7000 · Ops & Maintenance Expenses	718,143.16	1,034,000.00	-315,856.84	69.5%
8000 · Salaries and Benefits Expenses				
8001 · Salaries	903,196.74	1,504,000.00	-600,803.26	60.1%
8003 · Overtime	150,459.39	200,000.00	-49,540.61	75.2%
8004 · Standby Pay	56,313.37	80,000.00	-23,686.63	70.4%
8005 · Employee Incentives	13,000.00	60,000.00	-47,000.00	21.7%
8006 · Vacation Buyout	49,143.24	65,000.00	-15,856.76	75.6%
8013 · Payroll Taxes	77,043.00	162,665.00	-85,622.00	47.4%
8015 · Payroll/Bank Fees	4,429.96	101,047.00	-96,617.04	4.4%
8016 · Car Allowance	6,000.00	6,000.00	0.00	100.0%
8019 · PERS Retirement				
8019.05 · PERS Retirement	109,826.90	262,992.00	-153,165.10	41.8%
8019.06 · PERS Retirement - RBP	0.00	350.00	-350.00	0.0%
8019.08 · PERS Retirement - CalPERS UAL	9,503.04	0.00	9,503.04	100.0%
Total 8019 · PERS Retirement	119,329.94	263,342.00	-144,012.06	45.3%

Sanitary Distr. No.5 of Marin Co.
Annual Budget vs Actual Expenses
 July 2022 through February 2023

	Jul '22 - Feb 23	Budget	\$ Over Budget	% of Bu...
8020 · Employee Health				
8020.05 · Employee Health	185,749.46	319,272.00	-133,522.54	58.2%
8021 · Employee Health Deductions	-2,780.62	0.00	-2,780.62	100.0%
Total 8020 · Employee Health	182,968.84	319,272.00	-136,303.16	57.3%
8022 · Retiree Health				
8022.05 · Retiree Health	59,297.15	91,592.00	-32,294.85	64.7%
8022.10 · CERBT/OPEB Annual Arc Contribtn	0.00	118,400.00	-118,400.00	0.0%
Total 8022 · Retiree Health	59,297.15	209,992.00	-150,694.85	28.2%
8023 · Workers Comp Insurance	27,636.99	57,275.00	-29,638.01	48.3%
Total 8000 · Salaries and Benefits Expenses	1,648,818.62	3,028,593.00	-1,379,774.38	54.4%
8500 · Other Operating Expenses				
8510 · Data/Alarms/IT Supp & Licensing	78,216.91	100,000.00	-21,783.09	78.2%
8515 · Safety	54,877.15	60,000.00	-5,122.85	91.5%
8520 · Personal Protection/Safety Wear	7,315.59	15,000.00	-7,684.41	48.8%
8530 · Telephone				
8531 · Main Plant Telephones	7,786.67	11,000.00	-3,213.33	70.8%
8532 · Paradise Cove Telephones	2,819.24	500.00	2,319.24	563.8%
8533 · Pumps & Lines Telephones	2,308.59	7,000.00	-4,691.41	33.0%
Total 8530 · Telephone	12,914.50	18,500.00	-5,585.50	69.8%
8540 · Utilities				
8541 · Water	5,457.37	8,000.00	-2,542.63	68.2%
8542 · Main Plant Utilities	109,557.72	220,000.00	-110,442.28	49.8%
8543 · Paradise Cove Utilities	13,444.30	20,000.00	-6,555.70	67.2%
8544 · Pump Station Utilities	32,636.59	45,000.00	-12,363.41	72.5%
Total 8540 · Utilities	161,095.98	293,000.00	-131,904.02	55.0%
Total 8500 · Other Operating Expenses	314,420.13	486,500.00	-172,079.87	64.6%
Total Expense	2,952,927.43	4,968,883.00	-2,015,955.57	59.4%
Net Ordinary Income	1,181,942.37	1,910,054.00	-728,111.63	61.9%
Other Income/Expense				
Other Expense				
9100 · Capital Expenditures				
9200 · Main Plant Equipment Capital				
9202 · M.P. Drainage				
9202.1 · Infl Smple Rm+Secondary Drains	0.00	75,000.00	-75,000.00	0.0%
9202.2 · Load-out & Filtering	0.00	30,000.00	-30,000.00	0.0%
Total 9202 · M.P. Drainage	0.00	105,000.00	-105,000.00	0.0%
9204 · M.P. Boiler Replacement				
9204.1 · M.P. Boiler Exhaust Piping	0.00	30,000.00	-30,000.00	0.0%
Total 9204 · M.P. Boiler Replacement	0.00	30,000.00	-30,000.00	0.0%
9206 · Infl Dry Weather Pump Rplcmnt	0.00	40,000.00	-40,000.00	0.0%
9208 · M.P. Chem Feed Trx Pump Rplcmnt	385.75	20,000.00	-19,614.25	1.9%
9209 · ScrewPress PolyBlend Redundancy	0.00	35,000.00	-35,000.00	0.0%
9212 · M.P. Headworks Grinder Rplcmnt	0.00	25,000.00	-25,000.00	0.0%
9219 · Cl2 Flash Mixer	0.00	15,000.00	-15,000.00	0.0%
9225.94 · Bus. Server Upgrade & Rplcmnt	0.00	100,000.00	-100,000.00	0.0%
9229.8 · Vehicle Replacement	0.00	75,000.00	-75,000.00	0.0%
Total 9200 · Main Plant Equipment Capital	385.75	445,000.00	-444,614.25	0.1%
9300 · Pumps & Lines Capital				
9301 · Tiburon Sewer Line Rehab Prog	295,521.80	1,000,000.00	-704,478.20	29.6%
9304 · Belvedere Sewer Line Rehab Prog	196,578.00	100,000.00	96,578.00	196.6%
9305 · Valve/Wet Well Replacements				
9305.1 · Belvedere Wet Well Rehab	0.00	75,000.00	-75,000.00	0.0%
9305.2 · Tiburon Wet Well Rehab	0.00	50,000.00	-50,000.00	0.0%
Total 9305 · Valve/Wet Well Replacements	0.00	125,000.00	-125,000.00	0.0%

Sanitary Distr. No.5 of Marin Co.
Annual Budget vs Actual Expenses
July 2022 through February 2023

	Jul '22 - Feb 23	Budget	\$ Over Budget	% of Bu...
9306 · PS Pump & Valve Replacements	0.00	50,000.00	-50,000.00	0.0%
9307 · PS Generator Replacement	0.00	100,000.00	-100,000.00	0.0%
9309 · BPS #1 Generator Replcmnt	0.00	500,000.00	-500,000.00	0.0%
9313 · Manholes/Rodholes	7,300.00	75,000.00	-67,700.00	9.7%
Total 9300 · Pumps & Lines Capital	499,399.80	1,950,000.00	-1,450,600.20	25.6%
9400 · Paradise Cove Capital				
9403 · P.C. Communication Upgrades	8,057.96			
9406 · P.C. Plant Grit Removal	0.00	50,000.00	-50,000.00	0.0%
Total 9400 · Paradise Cove Capital	8,057.96	50,000.00	-41,942.04	16.1%
9500 · Undesignated Capital				
9510 · Undesignated Cap - M.P.	43,418.00	25,000.00	18,418.00	173.7%
9530 · Undesignated Cap - P & L	0.00	50,000.00	-50,000.00	0.0%
Total 9500 · Undesignated Capital	43,418.00	75,000.00	-31,582.00	57.9%
Total 9100 · Capital Expenditures	551,261.51	2,520,000.00	-1,968,738.49	21.9%
9700 · Debt Service				
9701 · MPR Bond REFI - Principal	595,000.00	610,000.00	-15,000.00	97.5%
9702 · MPR Bond REFI - Interest	82,584.00	150,412.00	-67,828.00	54.9%
Total 9700 · Debt Service	677,584.00	760,412.00	-82,828.00	89.1%
Total Other Expense	1,228,845.51	3,280,412.00	-2,051,566.49	37.5%
Net Other Income	-1,228,845.51	-3,280,412.00	2,051,566.49	37.5%
Net Income	<u>-46,903.14</u>	<u>-1,370,358.00</u>	<u>1,323,454.86</u>	<u>3.4%</u>

Sanitary Distr. No.5 of Marin Co.
Zone Report
February 2023

	Paradise C... (Tiburon)	Tiburon - Oth... (Tiburon)	Total Tiburon	Belvedere	TOTAL
Ordinary Income/Expense					
Income					
5000 · Property Taxes					
5004 · REDEMPTION / RDMPT	-1.34	-1.90	-3.24	0.00	-3.24
5041 · SUPSEC	494.74	697.40	1,192.14	0.00	1,192.14
Total 5000 · Property Taxes	493.40	695.50	1,188.90	0.00	1,188.90
5900.3 · Connection Fees					
5900.30 · Connection Permit Fees	100.00	300.00	400.00	300.00	700.00
5900.31 · Collection	0.00	6,579.00	6,579.00	15,603.00	22,182.00
5900.34 · Treatment	17,794.00	9,095.00	26,889.00	11,235.00	38,124.00
Total 5900.3 · Connection Fees	17,894.00	15,974.00	33,868.00	27,138.00	61,006.00
5900.4 · Inspection Permit Fees					
	100.00	100.00	200.00	0.00	200.00
Total Income	18,487.40	16,769.50	35,256.90	27,138.00	62,394.90
Gross Profit	18,487.40	16,769.50	35,256.90	27,138.00	62,394.90
Expense					
6000 · Administrative Expenses					
6001 · Advertising	0.00	0.00	0.00	0.00	0.00
6008 · Audit & Accounting	103.13	2,349.36	2,452.49	1,672.81	4,125.30
6017 · Consulting Fees	86.05	6,996.34	7,082.39	4,968.35	12,050.74
6018 · Travel & Meetings					
6018.1 · Meetings & Travel	22.31	508.10	530.41	419.14	949.55
6018.2 · Standby Mileage Expense Reimb	1.90	121.63	123.53	78.41	201.94
Total 6018 · Travel & Meetings	24.21	629.73	653.94	497.55	1,151.49
6020 · Continuing Education	41.00	933.98	974.98	665.02	1,640.00
6025 · Dues & Subscriptions	12.16	277.37	289.53	197.47	487.00
6039 · Legal	24.75	629.17	653.92	493.58	1,147.50
6047 · Office Supplies	15.93	362.76	378.69	258.31	637.00
6056 · Postage	3.28	74.62	77.90	53.14	131.04
6065 · Miscellaneous Expense	0.00	0.00	0.00	0.00	0.00
Total 6000 · Administrative Expenses	310.51	12,253.33	12,563.84	8,806.23	21,370.07
7000 · Ops & Maintenance Expenses					
7010 · Pumps & Lines Maintenance					
7011 · Pumps & Lines Maintenance	1,989.00	7,230.49	9,219.49	10,526.75	19,746.24
Total 7010 · Pumps & Lines Maintenance	1,989.00	7,230.49	9,219.49	10,526.75	19,746.24
7020 · Main Plant Maintenance					
7021 · Plant Maintenance Supplies	0.00	1,576.74	1,576.74	1,118.53	2,695.27
7022 · Plant Maint. Parts & Service	0.00	46,335.44	46,335.44	32,844.82	79,180.26
7023 · Janitorial Supplies & Service	0.00	42.10	42.10	29.89	71.99
7024 · Main Plant Chemicals	0.00	11,701.97	11,701.97	8,332.14	20,034.11
7025 · Lab Supplies & Chemicals	513.69	644.05	1,157.74	482.51	1,640.25
7027 · Electrical & Instrument	0.00	0.00	0.00	0.00	0.00
7028 · Grounds Maintenance	0.00	0.00	0.00	0.00	0.00
7029 · Main Plant Sludge Disposal	0.00	1,245.74	1,245.74	884.79	2,130.53
Total 7020 · Main Plant Maintenance	513.69	61,546.04	62,059.73	43,692.68	105,752.41
7040 · Paradise Cove Plant Maint					
7041 · Paradise Parts & Service	237.66	0.00	237.66	0.00	237.66
7042 · Paradise Supplies & Chemicals	22.20	0.00	22.20	0.00	22.20
7043 · Paradise Sludge Disposal	17.71	0.00	17.71	0.00	17.71
Total 7040 · Paradise Cove Plant Maint	277.57	0.00	277.57	0.00	277.57
7050 · Monitoring					
7051 · Main Plant Lab Monitoring	0.00	3,116.64	3,116.64	2,210.96	5,327.60
7052 · Paradise Cove Monitoring	418.95	0.00	418.95	0.00	418.95
7053 · Chronic Toxicity	0.00	1,301.62	1,301.62	923.38	2,225.00
Total 7050 · Monitoring	418.95	4,418.26	4,837.21	3,134.34	7,971.55

Sanitary Distr. No.5 of Marin Co.
Zone Report
February 2023

	Paradise C... (Tiburon)	Tiburon - Oth... (Tiburon)	Total Tiburon	Belvedere	TOTAL
7060 · Permits/Fees					
7063 · Paradise Cove Permits/Fees	475.00	0.00	475.00	0.00	475.00
Total 7060 · Permits/Fees	475.00	0.00	475.00	0.00	475.00
7070 · Truck Maintenance					
7071 · Fuel	3.03	69.06	72.09	49.17	121.26
7072 · Maintenance	191.61	4,444.63	4,636.24	3,164.49	7,800.73
Total 7070 · Truck Maintenance	194.64	4,513.69	4,708.33	3,213.66	7,921.99
Total 7000 · Ops & Maintenance Expenses	3,868.85	77,708.48	81,577.33	60,567.43	142,144.76
8000 · Salaries and Benefits Expenses					
8001 · Salaries	2,944.22	67,069.35	70,013.57	47,755.27	117,768.84
8003 · Overtime	431.50	9,829.46	10,260.96	6,998.85	17,259.81
8004 · Standby Pay	172.97	3,940.07	4,113.04	2,805.45	6,918.49
8005 · Employee Incentives	25.00	569.50	594.50	405.50	1,000.00
8006 · Vacation Buyout	0.00	0.00	0.00	0.00	0.00
8007 · Voluntary Deductions	0.00	0.00	0.00	0.00	0.00
8008 · Deferred Comp 457	0.00	5,528.24	5,528.24	0.00	5,528.24
8013 · Payroll Taxes	951.81	-5,177.51	-4,225.70	15,438.31	11,212.61
8015 · Payroll/Bank Fees	15.88	-76.84	-60.96	257.64	196.68
8016 · Car Allowance	0.00	0.00	0.00	0.00	0.00
8019 · PERS Retirement					
8019.05 · PERS Retirement	361.17	8,227.42	8,588.59	5,858.14	14,446.73
8019 · PERS Retirement - Other	0.00	0.00	0.00	0.00	0.00
Total 8019 · PERS Retirement	361.17	8,227.42	8,588.59	5,858.14	14,446.73
8020 · Employee Health					
8020.05 · Employee Health	589.26	13,423.24	14,012.50	9,557.74	23,570.24
8021 · Employee Health Deductions					
8021.05 · EE Health & Wellness	15.00	341.70	356.70	243.30	600.00
8021.10 · EE Medical Opt-Out	0.00	400.00	400.00	0.00	400.00
8021.15 · EE Medical FSA (PreTax)	0.00	-754.00	-754.00	0.00	-754.00
8021 · Employee Health Deductions - Other	-9.74	-221.66	-231.40	-157.82	-389.22
Total 8021 · Employee Health Deductions	5.26	-233.96	-228.70	85.48	-143.22
Total 8020 · Employee Health	594.52	13,189.28	13,783.80	9,643.22	23,427.02
8022 · Retiree Health					
8022.05 · Retiree Health	27.01	615.17	642.18	438.01	1,080.19
Total 8022 · Retiree Health	27.01	615.17	642.18	438.01	1,080.19
Total 8000 · Salaries and Benefits Expenses	5,524.08	103,714.14	109,238.22	89,600.39	198,838.61
8500 · Other Operating Expenses					
8510 · Data/Alarms/IT Supp & Licensing	333.72	9,924.67	10,258.39	7,060.53	17,318.92
8515 · Safety	150.24	4,249.03	4,399.27	3,023.26	7,422.53
8520 · Personal Protection/Safety Wear	9.85	224.36	234.21	159.76	393.97
8530 · Telephone					
8531 · Main Plant Telephones	0.00	541.11	541.11	385.27	926.38
8532 · Paradise Cove Telephones	23.75	0.00	23.75	0.00	23.75
8533 · Pumps & Lines Telephones	35.00	0.00	35.00	35.00	70.00
Total 8530 · Telephone	58.75	541.11	599.86	420.27	1,020.13
8540 · Utilities					
8542 · Main Plant Utilities	0.00	12,984.16	12,984.16	9,210.98	22,195.14
8543 · Paradise Cove Utilities	2,877.43	0.00	2,877.43	0.00	2,877.43
8544 · Pump Station Utilities	515.32	6,058.56	6,573.88	3,775.96	10,349.84
Total 8540 · Utilities	3,392.75	19,042.72	22,435.47	12,986.94	35,422.41
Total 8500 · Other Operating Expenses	3,945.31	33,981.89	37,927.20	23,650.76	61,577.96
Total Expense	13,648.75	227,657.84	241,306.59	182,624.81	423,931.40
Net Ordinary Income	4,838.65	-210,888.34	-206,049.69	-155,486.81	-361,536.50

Sanitary Distr. No.5 of Marin Co.
Zone Report
February 2023

	Paradise C... (Tiburon)	Tiburon - Oth... (Tiburon)	Total Tiburon	Belvedere	TOTAL
Other Income/Expense					
Other Expense					
9100 · Capital Expenditures					
9200 · Main Plant Equipment Capital					
9204 · M.P. Boiler Replacement	0.00	0.00	0.00	0.00	0.00
9213 · M.P. Digester					
9213.1 · Digester Rehab	0.00	13,320.37	13,320.37	9,449.50	22,769.87
9213 · M.P. Digester - Other	0.00	3,827.22	3,827.22	2,715.03	6,542.25
Total 9213 · M.P. Digester	0.00	17,147.59	17,147.59	12,164.53	29,312.12
9218 · Generator Control Panel	0.00	0.00	0.00	0.00	0.00
Total 9200 · Main Plant Equipment Capital	0.00	17,147.59	17,147.59	12,164.53	29,312.12
9300 · Pumps & Lines Capital					
9301 · Tiburon Sewer Line Rehab Prog	0.00	654.80	654.80	0.00	654.80
9314 · Portable Emergency Generators	0.00	0.00	0.00	0.00	0.00
Total 9300 · Pumps & Lines Capital	0.00	654.80	654.80	0.00	654.80
Total 9100 · Capital Expenditures	0.00	17,802.39	17,802.39	12,164.53	29,966.92
Total Other Expense	0.00	17,802.39	17,802.39	12,164.53	29,966.92
Net Other Income	0.00	-17,802.39	-17,802.39	-12,164.53	-29,966.92
Net Income	4,838.65	-228,690.73	-223,852.08	-167,651.34	-391,503.42

**Sanitary Distr. No.5 of Marin Co.
Monthly O.T. Report**

February 2023

Item #3D

Type	Date	Num	Name	Memo	Amount	Balance
Balf, Abigail						
Check	02/15/23	370	Balf, Abigail	02.00 Hrs. O.T. @ 1.5x	120.72	120.72
Check	02/15/23	370	Balf, Abigail	01.00 Hrs. O.T. @ 2.0x	80.48	201.20
Check	02/27/23	384	Balf, Abigail	05.00 Hrs. O.T. @ 1.5x	301.80	503.00
Total Balf, Abigail					503.00	503.00
Bilsborough, Chad						
Check	02/15/23	371	Bilsborough, Chad	33.00 Hrs O.T. @ 1.5x	2,421.05	2,421.05
Check	02/15/23	371	Bilsborough, Chad	02.00 Hrs. O.T. @ 2.0x	195.64	2,616.69
Check	02/27/23	385	Bilsborough, Chad	36.00 Hrs O.T. @ 1.5x	2,641.14	5,257.83
Check	02/27/23	385	Bilsborough, Chad	01.50 Hrs. O.T. @ 2.0x	146.73	5,404.56
Total Bilsborough, Chad					5,404.56	5,404.56
Collodi, Peter						
Check	02/15/23	372	Collodi, Peter	02.0 Hrs. O.T. @ 1.5x	114.96	114.96
Check	02/15/23	372	Collodi, Peter	01.0 Hrs. O.T. @ 2.0x	76.64	191.60
Check	02/27/23	386	Collodi, Peter	02.50 Hrs. O.T. @ 1.5x	143.70	335.30
Check	02/27/23	386	Collodi, Peter	01.00 Hrs. O.T. @ 2.0x	76.64	411.94
Total Collodi, Peter					411.94	411.94
Cottrell, Rulon						
Check	02/15/23	373	Cottrell, Rulon	27.35 Hrs. O.T. @ 1.5x	2,823.34	2,823.34
Check	02/15/23	373	Cottrell, Rulon	11.00 Hrs. O.T. @ 2.0x	1,514.04	4,337.38
Check	02/27/23	387	Cottrell, Rulon	22.00 Hrs. O.T. @ 1.5x	2,271.06	6,608.44
Total Cottrell, Rulon					6,608.44	6,608.44
Dohrmann, Robin						
Check	02/27/23	388	Dohrmann, Robin	06.00 Hrs. O.T. @ 1.5x - Should've been 6.0Hrs. x 1.5/recv'd "1.5x Memo" from 2.15.2023 PR	561.78	561.78
Check	02/27/23	388	Dohrmann, Robin	14.00 Hrs. O.T. @ 1.5x (Current: 2.27.2023)	1,310.82	1,872.60
Total Dohrmann, Robin					1,872.60	1,872.60
Hill, Arlee S						
Check	02/27/23	390	Hill, Arlee S	01.00 Hrs. O.T. @ 1.5x	57.48	57.48
Total Hill, Arlee S					57.48	57.48
La Torre, Daniel P.						
Check	02/15/23	377	La Torre, Daniel P.	15.00 Hrs. O.T. @ 1.5x	1,404.45	1,404.45
Check	02/15/23	377	La Torre, Daniel P.	03.00 Hrs. O.T. @ 2.0x	374.52	1,778.97
Total La Torre, Daniel P.					1,778.97	1,778.97
Rosser, John						
Check	02/15/23	379	Rosser, John	04.00 Hrs. @ 1.5x	339.72	339.72
Total Rosser, John					339.72	339.72
Triola, Joseph						
Check	02/27/23	396	Triola, Joseph	02.00 Hrs. O.T. @ 1.5x	169.86	169.86
Check	02/27/23	396	Triola, Joseph	01.00 Hrs. O.T. @ 2.0x	113.24	283.10
Total Triola, Joseph					283.10	283.10
TOTAL					17,259.81	17,259.81

Sanitary District No. 5 of Marin County



District Management Report

February 2023

Contents:

- Transmittal Memo
- Financial/Budgetary
- HR & Personnel
- Business Administration
- Collection System Performance
- Treatment Plant Performance – Paradise Cove
- Treatment Plant Performance – Main Plant
- Pollution Prevention Activities
- Continuing Education & Safety Training
- Capital Improvement Projects

Transmittal Memo

Date: March 16, 2023
To: Board of Directors
From: Tony Rubio, District Manager
Subject: Management Report for February 2023

Fiscal Status

Period Covered: July 1, 2022 –February 28, 2023
Percent of Fiscal Year: 66.6%
Percent of Budgeted Income to Date: 60.1%
Percent of Budgeted Expenditures to Date: 59.4% (operating only)

Personnel

Separations: None
New Hires: None
Promotions: None
Recruitment Activities: None

Regulatory Compliance

MP Collection System WDR Compliance: Full Compliance with all regulations
PC Collection System WDR Compliance: Full Compliance with all regulations
MP NPDES Permit Compliance: Full Compliance with all regulations
PC NPDES Permit Compliance: Full Compliance with all regulations
BAAQMD Compliance: Full Compliance with all regulations
Significant Comments: None

Summary of Operational Highlights are on the following pages.

Significant Events for the Month of February 2023 Include:

Financial/Budgetary/Business Administration

- Board and committee meetings will continue to be held virtually in compliance with AB361 Emergency Declaration expires February 28, 2023
- FY 2023-24 Budget preparations underway- Budget Workshop Conducted- First in person meeting.
- HF&H working on cost of service analysis on-going
- Draft CCTV Policy created- Action Item on agenda for March
- Office has been set up for Hybrid Meetings – provides flexibility for consultant presentations.

HR and Personnel

- District is fully staffed. In line with the FY22/23 Budget and the Districts Strategic Plan.

Continuing Education and Safety Training

- Work with DKF solutions on District safety program updates on-going – Silica and Covid-19 Policies currently under review.
- Asbestos Training performed
- Attended CASA DC policy Forum- two topics of interest PFAS/PFOS (Bio-Solids) and NPDES Permit Terms.

Collection System Performance

Main Plant Tiburon/Belvedere:

- Submitted 1 SSO for the month of February to RWQCB on CIWQS (cat.3- Belvedere Bayview and Beach-roots)
- 0 Odor complaints for reporting period

Paradise Cove:

- Submitted No Spill report for month of January to RWQCB on CIWQS.

Treatment Plant Performance

Paradise Cove:

- Submitted Annual P2 report to RWQCB on CIWQS

Main Plant:

- Submitted January 2023 Monthly SMR and DMR to the RWQCB on CIWQS.
- Submitted Annual P2 report to RWQCB on CIWQS

Pollution Prevention Activities

- Remote meetings with P2 Group.

Capital Improvement Projects

- 2022 Sewer Rehab underway- Project nearly completed- Main Street Line and Eastview line relocation remain and final paving.
- CIP Occupancy Evaluation and CIP program review underway- Draft report to be submitted end of March.
- Cove Road MCC and Generator replacement project design discussions underway-Nute Engineers working with Chemical Supplier for understanding size of chemical tanks for design layout.
- Digester Rehab design work continues along with staff preparation for beginning project- staff evaluating valves requiring replacement for input into HDR design specifications.

Glossary of Terms

- **B.O.D. (Biochemical Oxygen Demand):** Measurement of the effluent's capacity to consume dissolved oxygen to stabilize all remaining organic matter. The permit limits for our effluent for discharge into San Francisco bay require that we remove 85% influent B.O.D. and meet a weekly average of less than 45mg/l and a monthly average of less than 30 mg/l B.O.D.
- **TSS (Total Suspended Solids):** Measurement of suspended solids in the effluent. Our permit requires that we remove at least 85% of the influent TSS and that the effluent limit is less than 45 mg/l as a weekly average and less than 30 mg/l as a monthly average.
- **Chlorine Residual:** The plant effluent is disinfected with hypochlorite (chlorine "bleach") and then the residual chlorine is neutralized with sodium bisulfite to protect the bay. The effluent chlorine residual limit is 0.0 mg/l which we monitor continuously.
- **pH:** pH is a measurement of acidity with pH 7.0 being neutral and higher pH values being basic and lower pH values being acidic. Our permit effluent pH must stay within the range of 6.0-9.0, which we monitor continuously.
- **Coliform:** Coliform bacteria are the indicator organism for determination of the efficiency of the disinfection process. The lab culture samples of our effluent and the presence of coliform is an indication that pathogenic organisms may be present. This is reported as MPN/100 (number of coliform bacteria in 100 milliliters sample).
- **Flow Through Bioassay:** A 96 hour test in which we test the toxicity of our effluent to tiny fish (sticklebacks) in a flow through tank to determine the survivability under continuous exposure to our effluent. Our permit requires that we maintain a 90th percentile survival of at least 70% and an 11 sample median survival of at least 90%. In layman's terms, this means that out of the last 11 samples only one bioassay may fall below 70% survival and the middle value when all 11 samples are placed in numerical order must be at least 90%.
- **Metals Analysis:** Our permit requires that we analyze our effluent for many different metals on a monthly basis. We have permit limits for some metals. The metals are stated as a daily max and a monthly average limit. The daily max limit is the number we cannot exceed on any sample and the monthly average applies to all samples collected in any month (although usually we are only required to take one).
- **F.O.G. (Fats, oils and grease):** Quarterly we are required to monitor our effluent for Fats, Oils and Grease.

Glossary of terms continued...

- **Headworks:** The point where all raw wastewater enters the treatment plant. In this building wastewater goes through 3 grinders to grind up all large objects that could possibly damage our influent and sludge pumps further down the treatment process.
- **Primary Sedimentation:** The next treatment process is a physical treatment process where solids that settle or float are removed and sent to the digesters for further processing.
- **Activated Sludge:** Next is the activate sludge process. This process is a biological wastewater treatment process that uses microorganisms to speed up the decomposition of wastes. When activated sludge is added to wastewater, the microorganisms feed and grow on waste particles in the wastewater. As the organisms grow and reproduce, more and more waste is removed, leaving the wastewater partially cleaned. To function efficiently, the mass of organisms needs a steady balance of food and oxygen. These tasks are closely monitored by the operations staff.
- **Secondary Clarification:** Next is secondary clarification, like primary sedimentation/clarification, this also is a physical treatment process where solids that settle or float are removed and sent to the next treatment process. The difference between Secondary Clarification and primary sedimentation is that the solids removed from the secondary clarifiers goes to 2 places. Some goes to waste to the DAFT and some goes back to the activated sludge process for further treatment. (*Microorganisms must be returned to the activated sludge process to keep an equal balance of food and microorganisms*).
- **DAFT (dissolved air floatation thickener):** Next is the DAFT. The dissolved air floatation thickening process uses air bubbles to thicken WAS(waste active sludge) solids removed from the secondary clarifier, by floating solids to the tank surface, where they are removed and sent to the digesters for final processing.
- **Sludge Digestion:** In the anaerobic digestion process, all the organic material removed from the primary sedimentation tanks and DAFT's are digested by anaerobic bacteria. The end products are methane, carbon dioxide, water and neutralized organic matter.
- **Solids Handling:** This is the process where all the neutralized sludge from the digester is finally treated. Sludge from the digester is pumped to the screw press where it is conditioned with a polymer (chemical that reacts with the sludge to remove the water from the sludge and bind the sludge particles together) in order to dewater the sludge and produce a dry cake for final disposal to the Redwood landfill.

Glossary of terms continued...

- **Disinfection:** This is the end point for the wastewater- at this point wastewater flows through the chlorine contact tank. This contact tank allows for enough contact time for chlorine solution to disinfect the wastewater. Sodium bisulfite is introduced at the end of the tank to neutralize any residual chlorine to protect the bay.
- **MLSS (mixed liquor suspended solids):** Suspended solids in the mixed liquor of an aeration tank measured in mg/l
- **MCRT (mean cell resident time):** An expression of the average time that a microorganism will spend in the activated sludge process.
- **SVI (sludge volume index):** This is a calculation used to indicate the settling ability of activated sludge in the secondary clarifier.
- **RAS (return activated sludge):** The purpose of returning activated sludge, is to maintain a sufficient concentration of activated sludge in the aeration tank.
- **WAS (waste activated sludge):** To maintain a stable process, the amount of solids added each day to the activated sludge process are removed as WAS. We track this by our MCRT which averages 3 days
- **TWAS (thickened waste activated sludge):** The WAS is thickened in the DAFT and the thickened sludge is then pumped to the digester.
- **MPN (most probable number):** Concentrations of total coliform bacteria are reported as the most probable number. The MPN is not the absolute count of the bacteria but a statistical estimate of their concentration.
- **Bio-solids:** Anaerobic digested sludge is pumped to a screw press where excess water is removed to reduce the volume (and weight) thus producing an end result called bio-solids.
- **Polymer:** Organic polymers are added to digested sludge to bring out the formation of larger particles by bridging to improve processing.

Wastewater Acronyms

ACWA	Assoc of California Water Agencies	APWA	American Public Works Association
AWWA	American Water Works Association	BAAQMD	Bay Area Air Quality Management District
BACWA	Bay Area Clean Water Agencies	BAPPG:	Bay Area Pollution Prevention Group
CASA	California Association of Sanitation Agencies	CSDA	California Special Districts Association
CSRMA:	California Sanitation Risk Management Authority	CAAQS	California Ambient Air Quality Standard
CalARP	California Accidental Release Prevention Program	CARB	California Air Resources Board
CDO	Cease and Desist Order	CECs	Constituents of Emerging Concern
CEQA	California Environmental Quality Act	CIWQS	California Integrated Water Quality System
CFR	Code of Federal Regulations	CMOM	Capacity, Management, Operation and Maintenance
CIWMB	California Integrated Waste Management Board		
CIWQS	California Integrated Water Quality System	CPUC	California Public Utilities Commission
CSO	Combined Sewer Overflow	CTR	California Toxics Rule
CWA	Clean Water Act	CWAP	Clean Water Action Plan
CWARA	Clean Water Authority Restoration Act	CWEA	California Water Environment Association
DHS	Dept. of Health Services	DTSC	Dept. of Toxic Substances Control
EBEP	Enclosed Bays and Estuaries Plan	EDW	Effluent Dominated Water body
EIS/EIR	Environmental Impact Statement/Report	EPA	Environmental Protection Agency
ERAF	Educational Reserve Augmentation Fund	ESMP	Electronic Self-Monitoring Report
FOG	Fats, Oils and Grease	GASB	Government Accounting Standards Board
ISWP	Inland Surface Waters Plan	JPA	Joint Powers Authority
LAFCO	Local Agency Formation Commission	LOCC	League of California Cities
MACT	Maximum Achievable Control Technology (air controls)	MCL	Maximum Contaminant Level
MMP	Mandatory Minimum Penalty	MOU	Memorandum of Understanding
MUN	Municipal Drinking Water Use	NACWA	National Association of Clean Water Agencies
NGOs	Non-Governmental Organizations	NOX	Nitrogen Oxides
NPDES	Nat'l Pollutant Discharge Elimination System	NRDC	Natural Resources Defense Council
NTR	National Toxics Rule	OWP:	Office of Water Programs
OSHA:	Occupational Safety and Health Administration	PCBs	Poly Chlorinated Biphenyls
POTWs	Publicly Owned Treatment Works	PPCPs	Pharmaceutical and personal Care Products
QA/QC	Quality Assurance / Quality Control	Region	IX Western Region of EPA (CA, AZ, NV & HI)
RFP	Request For Proposals	RMP	Risk Management Program
RFQ	Request For Qualifications	RWQCB	Regional Water Quality Control Board
SEP	Supplementary Environmental Projects	SIP	State Implementation Policy (CTR/NTR criteria)
SFEI:	San Francisco Estuary Institute	SRF	State Revolving Fund
SSO	Sanitary Sewer Overflow	SSMP	Sewer System Management Plan
SWRCB	State Water Resources Control Board	TMDL	Total Maximum Daily Load
WDR	Waste Discharge Requirements	WEF	Water Environment Federation
WERF	Water Environment Research Foundation	WET	Whole Effluent Toxicity or Waste Extraction Test
WMI	Watershed Management Initiative	WRFP	Water Recycling Funding Program
WRDA	Water Resource Development Act	WWTP	Wastewater Treatment Plant
WQBEL	Water Quality Based Effluent Limitation	WWWIFA	Water & Wastewater Infrastructure Financing Agency



SANITARY DISTRICT NO. 5 OF MARIN COUNTY FY 2023-24 Sewer Rate Study

March 16, 2023
Board Meeting



AGENDA

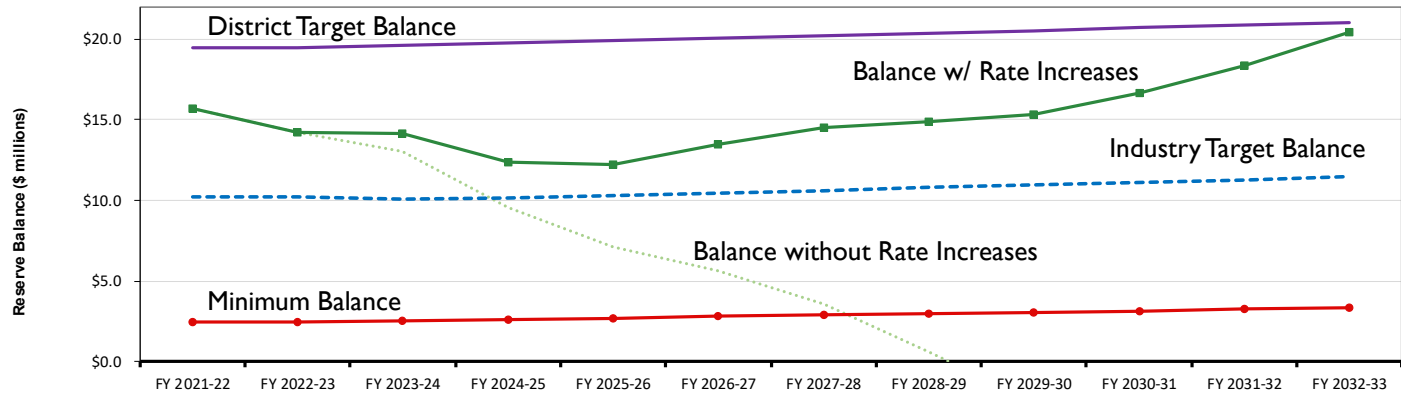
- Updates to Analysis
 - Marin County confirmed Paradise Cove contributes ad-valorem revenues to the District.
 - This changes Option #2 to current zones structure.
- Option #1: One Combined Zone w/ Ad-Valorem Credit
- Option #2: Two Zones with Allocated Costs
 - Tiburon & Paradise Cove
 - Belvedere
- Board of Directors Input



OPTION #1: ONE COMBINED ZONE

PROPOSED REVENUE INCREASES – ONE ZONE

	Budgeted	Projected											
	FY 2021-22	FY 2022-23	FY 2023-24	FY 2024-25	FY 2025-26	FY 2026-27	FY 2027-28	FY 2028-29	FY 2029-30	FY 2030-31	FY 2031-32	FY 2032-33	
	Budgeted		Projected										
Increases (SD5 Combined)													
Annual revenue increase	0.0%	22.0%	9.0%	9.0%	6.0%	5.0%	2.0%	2.0%	2.0%	2.0%	2.0%	2.0%	
Cumulative increase	0.0%	22.0%	33.0%	44.9%	53.6%	61.3%	64.6%	67.8%	71.2%	74.6%	78.1%		
Annual sewer service charge per EDU	\$1,034	\$1,624	\$1,770	\$1,930	\$2,045	\$2,148	\$2,191	\$2,234	\$2,279	\$2,325	\$2,371		



- Minimum Balance = \$2.5 million (District policy for Operations)
- Industry Target = \$10.2 million (2 x Avg Annual CIP + Ops + Disaster Recovery + Retirement)
- District Target = \$19.5 million (Ops + CIP + Disaster Recovery + Retirement)
- Target balances include 3% annual inflation for Ops, Retirement, Disaster Recovery beginning FY 2023-24

FY 2023-24 RATES CALCULATION

Total Revenue Requirement	\$8,593,823
(Less) Miscellaneous Fee Revenues ¹	(158,800)
Net Revenue Requirement	8,435,023
(Less) Reserves to address shortfall after rate increase	(2,287,433)
Revised Net Revenue Requirement	\$6,147,590
Units of Service (EDUs)	3,785.23
FY 2023-24 Charge per EDU	\$1,624
(Less) Ad-Valorem Revenue per EDU	(\$465)
FY 2023-24 Charge per EDU adjusted for Ad-Valorem	\$1,159

¹Includes revenue from other user fees, inspection fees, SASM expense reimbursement, and other income.

Proposed FY 2023-24 Sewer Service Charges	\$/EDU
Non Ad-Valorem Parcel	\$1,624
Ad-Valorem Parcel	\$1,159

REVENUE INCREASES & PROPOSED RATES

Sewer Service Charges by District Zone	Projected				
	FY 2023-24	FY 2024-25	FY 2025-26	FY 2026-27	FY 2027-28
1 Non Ad-Valorem Parcel	22.0%	9.0%	9.0%	6.0%	5.0%
2 <i>cumulative increase</i>	22.0%	33.0%	44.9%	53.6%	61.3%
3 Annual increase	varies	\$146	\$159	\$116	\$102
4 Annual sewer service charge per EDU	\$1,624	\$1,770	\$1,930	\$2,045	\$2,148
5 Ad-Valorem Parcel	22.0%	9.0%	9.0%	6.0%	5.0%
6 <i>cumulative increase</i>	22.0%	33.0%	44.9%	53.6%	61.3%
7 Annual increase	varies	\$146	\$159	\$116	\$102
8 Calculated sewer service charge per EDU	\$1,624	\$1,770	\$1,930	\$2,045	\$2,148
9 (Less) ad valorem credit per EDU	(\$465)	(\$474)	(\$482)	(\$491)	(\$500)
10 Annual sewer service charge per EDU	\$1,159	\$1,297	\$1,447	\$1,554	\$1,648

Current Tiburon rate (\$/EDU) = \$1,034

Current Paradise Cove rate (\$/EDU)= \$1,034

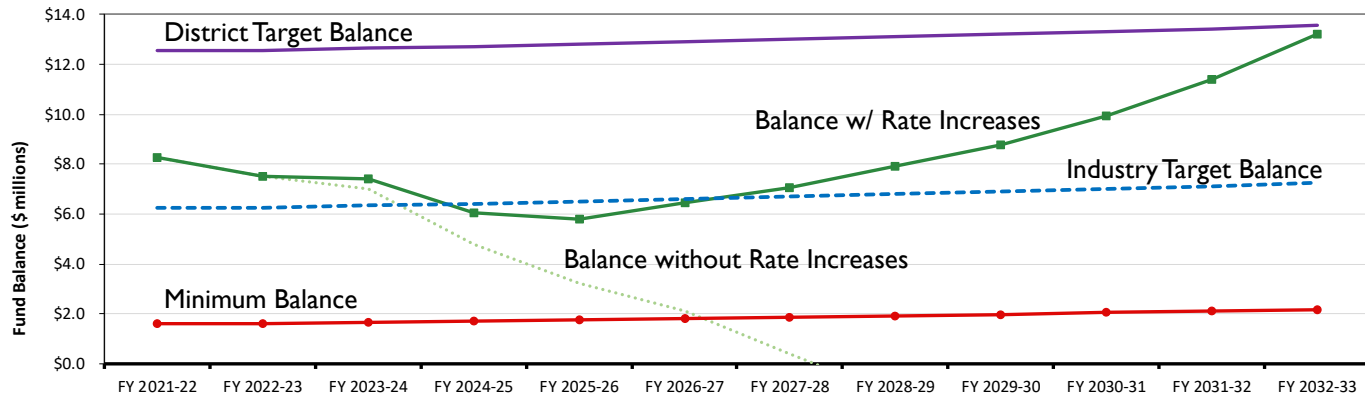
Current Belvedere rate (\$/EDU)= \$1,985



OPTION #2: TWO SEPARATE ZONES (CURRENT RATE STRUCTURE)

PROPOSED REVENUE INCREASES – TIBURON, PARADISE COVE

	Budgeted		Projected									
	FY 2021-22	FY 2022-23	FY 2023-24	FY 2024-25	FY 2025-26	FY 2026-27	FY 2027-28	FY 2028-29	FY 2029-30	FY 2030-31	FY 2031-32	FY 2032-33
Tiburon & Paradise Cove												
Annual rate revenue increase	0.0%	0.0%	15.0%	15.0%	12.0%	12.0%	12.0%	3.0%	3.0%	3.0%	3.0%	3.0%
Cumulative increase		0.0%	15.0%	32.3%	48.1%	65.9%	85.8%	91.4%	97.1%	103.0%	109.1%	115.4%
Annual sewer service charge per EDU	\$1,034.00	\$1,034.00	\$1,307.00	\$1,468.13	\$1,644.30	\$1,841.62	\$2,062.61	\$2,124.49	\$2,188.22	\$2,253.87	\$2,321.49	\$2,391.13

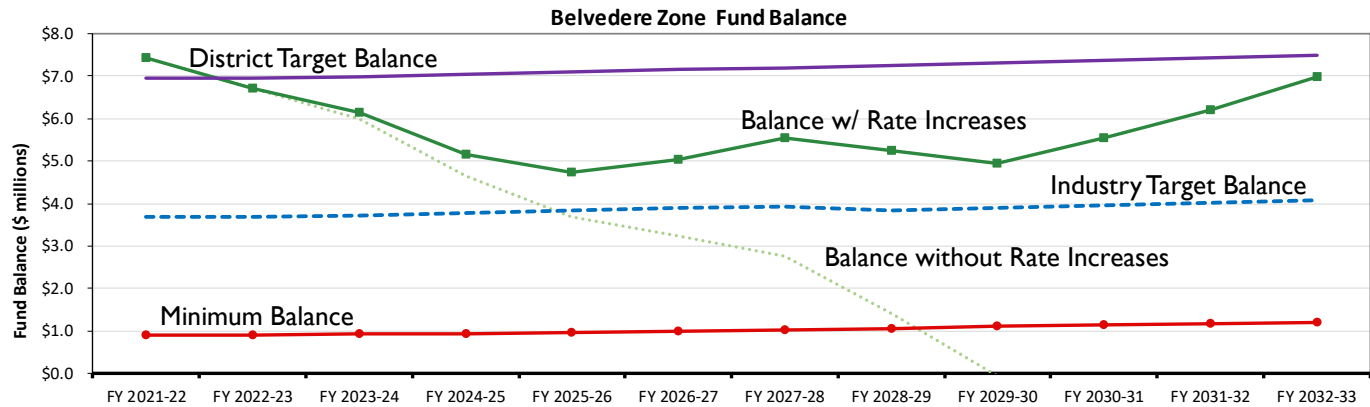


FY 2023-24 Reserve Thresholds:

- Minimum Balance = \$1.6 million (District policy for Operations)
- Industry Target = \$6.3 million (2 x Avg Annual CIP + Ops + Disaster Recovery + Retirement)
- District Target = \$12.6 million (Ops + CIP + Disaster Recovery + Retirement)
- Target balances include 3% annual inflation for Ops, Retirement, Disaster Recovery beginning FY 2023-24

PROPOSED REVENUE INCREASES – BELVEDERE

	Budgeted						Projected					
	FY 2021-22	FY 2022-23	FY 2023-24	FY 2024-25	FY 2025-26	FY 2026-27	FY 2027-28	FY 2028-29	FY 2029-30	FY 2030-31	FY 2031-32	FY 2032-33
Belvedere												
Annual rate increase	0.0%	0.0%	7.0%	7.0%	7.0%	7.0%	7.0%	3.0%	3.0%	3.0%	3.0%	3.0%
Cumulative increase		0.0%	7.0%	14.5%	22.5%	31.1%	40.3%	44.5%	48.8%	53.3%	57.9%	62.6%
Annual sewer service charge per EDU	\$1,985.00	\$1,985.00	\$2,123.95	\$2,272.63	\$2,431.71	\$2,601.93	\$2,784.07	\$2,867.59	\$2,953.61	\$3,042.22	\$3,133.49	\$3,227.49



FY 2023-24 Reserve Thresholds:

- Minimum Balance = \$0.9 million (District policy for Operations)
- Industry Target = \$3.7 million (2 x Avg Annual CIP + Ops + Disaster Recovery + Retirement)
- District Target = \$7.0 million (Ops + CIP + Disaster Recovery + Retirement)
- Target balances include 3% annual inflation for Ops, Retirement, Disaster Recovery beginning FY 2023-24

REVENUE INCREASES & PROPOSED RATES

Sewer Service Charges by District Zone	Adopted	Projected				
	FY 2022-23	FY 2023-24	FY 2024-25	FY 2025-26	FY 2026-27	FY 2027-28
1 Tiburon/Paradise Cove	0.0%	15.0%	15.0%	12.0%	12.0%	12.0%
<i>2 Cumulative increase</i>	<i>0.0%</i>	<i>15.0%</i>	<i>32.3%</i>	<i>48.1%</i>	<i>65.9%</i>	<i>85.8%</i>
3 Annual increase	\$0	\$281	\$170	\$185	\$206	\$230
4 Annual sewer service charge per EDU	\$1,034	\$1,307	\$1,468	\$1,644	\$1,842	\$2,063
5 Property tax payment per EDU	\$457	\$465	\$474	\$482	\$491	\$500
6 Combined payment per EDU	\$1,491	\$1,772	\$1,942	\$2,126	\$2,333	\$2,563
7 Belvedere	0.0%	7.0%	7.0%	7.0%	7.0%	7.0%
<i>8 Cumulative increase</i>	<i>0.0%</i>	<i>7.0%</i>	<i>14.5%</i>	<i>22.5%</i>	<i>31.1%</i>	<i>40.3%</i>
9 Annual increase	\$0	\$139	\$149	\$159	\$170	\$182
10 Annual sewer service charge per EDU	\$1,985	\$2,124	\$2,273	\$2,432	\$2,602	\$2,784
11 Property tax payment per EDU	\$0	\$0	\$0	\$0	\$0	\$0
12 Combined payment per EDU	\$1,985	\$2,124	\$2,273	\$2,432	\$2,602	\$2,784

BOARD INPUT

- Which Option should move forward?
- Are there any adjustments to the revenue increases you would like to analyze?

Proposed Sewer Service Charges	Proposed				
	FY 2023-24	FY 2024-25	FY 2025-26	FY 2026-27	FY 2027-28
Option 1 - 1 combined zone					
Non Ad-Valorem Parcel	\$1,624	\$1,770	\$1,930	\$2,045	\$2,148
Ad-Valorem Parcel	\$1,159	\$1,297	\$1,447	\$1,554	\$1,648
Option 2 - 2 zones					
Tiburon, Paradise Cove	\$1,307	\$1,468	\$1,644	\$1,842	\$2,063
Belvedere	\$2,124	\$2,273	\$2,432	\$2,602	\$2,784

- Current Tiburon rate (\$/EDU) = \$1,034
- Current Paradise Cove rate (\$/EDU)= \$1,034
- Current Belvedere rate (\$/EDU)= \$1,985

Sanitary District No. 5 of Marin County

Preliminary Fiscal Year 2023-2024 Budget March, 2023

Prepared by:

Tod Moody, President
Omar Arias-Montez, Vice President
John Carapiet, Secretary
Catharine Benediktsson, Director
Richard Snyder, Director
Tony Rubio, District Manager
Robin Dohrmann, Office Manager

Sanitary District No. 5 of Marin County

Consolidated Budget FY 2023-2024

Income	2022-2023 Budget	2022-2023 Actuals *	2023-2024 Budget	% Diff.	Tib Zone	Belv Zone
Property Taxes	981,933	-	1,185,133	21%	1,185,133	0
Tib Sewer Service Charge Revenue	2,418,700	2,988,600	2,406,700	0%	2,406,700	0
Belv Sewer Service Charge Revenue	2,436,881	1,296,315	2,176,300	-11%	0	2,176,300
Interest	100,000	120,230	100,000	0%	63,090	36,910
Treatment & Collection Fees	200,000	337,235	250,000	25%	148,625	101,375
Paradise Sewer Extension Fees	14,040	-	14,040	0%	14,040	0
Other Income	100	-	100	0%	63	37
Connection & Inpsection Permit Fees	20,000	24,735	20,000	0%	12,618	7,382
SASM Expense Reimbursement	100,000	60,000	100,000	0%	63,711	36,289
Total Budgeted Income	6,271,654	4,827,115	6,252,273	0%	3,893,980	2,358,293
Expense						
Operating Expenses	5,056,811	3,232,520	4,944,909 ***	-2%	3,180,090	1,710,654
Capital Expenses	1,307,790	1,334,070	3,020,410	131%	1,489,780	1,490,620
Total Budgeted Expenses	6,364,601	4,566,590	7,965,319	25%	4,669,870	3,201,274
Net Ordinary Income	-92,947	260,525	-1,713,046	1743%	-775,890	-842,981

* Actual numbers are based on estimates, as of 4.18.2022

*** Operating Expenses does not include CalPERS Reserve Funding for FY22-23

**Sanitary District No. 5
of Marin County**

**Operating Budget
FY 2023 - 2024**

	2022-2023 Operations Budget	2022-2023 Current 3.13.2023	2023-2024 Operations Budget		Breakdown by Zone		
					Tib Ops	P.C. Ops	Belv Ops
Operating Income							
Tiburon Sewer Service Charge - Ops	2,368,000	1,475,275	2,368,000	0.0%	2,264,518	103,482	
Belvedere Sewer Service Charge - Ops	1,570,581	987,845	1,570,581	0.0%			1,570,581
Other User Fees	38,700	0	38,700	0.0%	38,700		
Interest Earnings	100,000	120,230	100,000	0.0%	61,910	2,830	35,260
Connection & Inspection Permit Fees	20,000	24,735	20,000	0.0%	12,382	566	7,052
SASM Expense Reimbursement	100,000	60,000	100,000	0.0%	63,711		36,289
Other Income	100	0	100	0.0%	62	3	35
Total Income	4,197,381	2,668,085	4,197,380	0.0%	2,441,283	106,880	1,649,217

	2022-2023 Operations Budget	2022-2023 Estimated to Close	2023-2024 Operations Budget		Breakdown by Zone		
					Tib Ops	P.C. Ops	Belv Ops

Expense							
Administrative Expenses							
Advertising	2,000	455	1,000	-54.5%	619	28	353
Outreach & Newsletter		20	1,000	98.0%	619	28	353
Audit & Accounting	40,000	35,195	40,000	12.0%	24,764	1,132	14,104
Consulting Fees	100,000	84,250	100,000	15.8%	61,910	2,830	35,260
Travel & Meetings	25,000	12,715	23,000	44.7%	14,239	651	8,110
Continuing Education	10,000	6,955	10,000	30.5%	6,191	283	3,526
County Fees	16,590	9,785	16,590	41.0%	15,865	725	0
Directors Fees	9,000	3,200	9,000	64.4%	5,572	255	3,173
Dues & Subscriptions	31,000	31,255	33,000	5.3%	20,430	934	11,636
Elections	9,000	0	0	#DIV/0!	0	0	0
Insurance PLP General Liability	58,000	58,000	60,000	3.3%	37,146	1,698	21,156
PLP (GL) Rating Adjustments		0					
PLP (GL) Dividends		0					
Insurance APIP (Real) Property	45,000	84,730	100,000	55.0%	61,910	2,830	35,260
Insurance Damage - Auto	8,000	4,300	10,000	20.0%	6,191	283	3,526
Legal	50,000	13,185	50,000	0.0%	30,955	1,415	17,630
Office Supplies	10,000	3,150	11,000	9.1%	6,810	311	3,879
Postage	1,200	765	1,300	7.7%	805	37	458
Pollution Prevention	5,000	2,010	5,500	9.1%	3,405	156	1,939
Miscellaneous Expense	0	0	0				
Total Administrative	419,790	349,970	471,390	10.9%	297,432	13,596	160,362

Ops & Maintenance Expenses							
Pumps & Lines Maintenance							
Pumps & Lines Maintenance	200,000	42,730	200,000	0.0%	123,820	5,660	70,520
Emergency Line Repairs	100,000	49,000	100,000	0.0%	25,000		25,000
Total Pumps & Lines Maintenance	300,000	91,730	300,000	0.0%	148,820	5,660	95,520

	2022-2023 Operations Budget	2022-2023 Estimated to Close	2023-2024 Operations Budget		Breakdown by Zone		
					Tib Ops	P.C. Ops	Belv Ops
Main Plant Maintenance							
Plant Maintenance Supplies	80,000	57,351	80,000	0.0%	46,800		29,032
Plant Maint. Parts & Service	300,000	288,115	300,000	0.0%	191,130		108,870
Janitorial Supplies & Service	9,000	4,220	10,000	10.0%	6,371		3,629
Main Plant Chemicals	120,000	62,410	165,000	27.3%	105,122		59,879
Lab Supplies & Chemicals	21,000	16,400	25,000	16.0%	15,928		9,073
Electrical & Instrument	15,000	2,895	30,000	50.0%	19,113		10,887
Grounds Maintenance	5,000	1,935	8,000	37.5%	5,097		2,903
Main Plant Sludge Disposal	50,000	19,825	55,000	9.1%	35,041		19,960
Main Plant Outfall	0	0	0	0.0%			
Total Main Plant Maintenance	600,000	453,151	673,000	10.8%	424,600	0	244,232
Paradise Cove Plant Maintenance							
Paradise Parts & Service	20,000	13,735	20,000	0.0%		20,000	
Paradise Supplies & Chemicals	6,500	1,020	6,500	0.0%		6,500	
Paradise Sludge Disposal	6,000	4,300	3,000	-100.0%		3,000	
Total Paradise Cove Plant Maintenance	32,500	19,060	29,500	-10.2%	0	29,500	0
Monitoring							
Main Plant Lab Monitoring	45,000	27,690	50,000	10.0%	31,855		18,145
Paradise Cove Monitoring	12,500	2,975	10,000	-25.0%		10,000	
Dilution Study		0	0	#DIV/0!			
Main Plant Chronic Tox Screening	0	0	15,000	0.0%	9,557		5,444
Total Monitoring	57,500	30,665	75,000	23.3%	41,412	10,000	23,589

	2022-2023 Operations Budget	2022-2023 Estimated to Close	2023-2024 Operations Budget		Breakdown by Zone		
					Tib Ops	P.C. Ops	Belv Ops
Permits/Fees							
Main Plant NPDES Renewal	40,000	5,445	0	-100.0%	0		0
Permits/Fees - General	50,000	68,110	50,000	0.0%	31,855		18,145
Paradise Cove Permits/Fees	9,000	82,560	9,000	0.0%		9,000	
Paradise Cove NPDES Renewal	0	0	0	0.0%			
Total Permits/Fees	99,000	156,115	59,000	-67.8%	31,855	9,000	18,145
Truck Maintenance							
Fuel	15,000	11,235	20,000	25.0%	12,382	566	7,052
Truck Maintenance	30,000	30,085	30,000	0.0%	18,573	849	10,578
Total Truck Maintenance	45,000	41,320	50,000	10.0%	30,955	1,415	17,630
Total Ops & Maintenance Expenses	1,134,000	792,040	1,186,500	4.4%	677,642	55,575	399,115
Salaries & Benefits							
Salaries	1,504,000	903,200	1,598,548	5.9%	989,661	45,239	563,648
Overtime	200,000	150,460	100,000	-100.0%	61,910	2,830	35,260
Standby Pay	80,000	56,315	80,000	0.0%	49,528	2,264	28,208
Employee Incentives	60,000	13,000	60,000	0.0%	37,146	1,698	21,156
Vacation Buyout	65,000	49,145	80,000	18.8%	49,528	2,264	28,208
Payroll Taxes	162,665	77,045	110,000	-47.9%	68,101	3,113	38,786
Deffered Comp Match	65,000	45,470	65,000	0.0%	40,242	1,840	22,919
Payroll fees	6,250	4,430	7,000	10.7%	4,334	198	2,468
Bonus	0	10,000	0	100.0%			
Car Allowance	6,000	6,000	6,000	0.0%	3,715	170	2,116
PERS Retirement							
PERS Monthly Contributions	262,992	109,825	109,827	-139.5%	67,994	3,108	38,725
PERS Replacement Benefit Fund (RLL)	350	0	0	0.0%	0	0	0
PERS UAL Payment	20,000	9,505	0	0.0%	0	0	0
SD5 Retirement Trust		0	0	0.0%	0	0	0
Total PERS Retirement	283,342	119,330	109,827	-158.0%	67,994	3,108	38,725
Employee Health, Dental, Vision, Life Ins., & LTDI	319,272	185,750	290,000	-10.1%	179,539	8,207	102,254
Retiree Health	91,592	59,300	80,144	-14.3%	49,617	2,268	28,259
CERBT/OPEB Current Employee Contributions	118,400	118,400	140,000	0.0%	86,674	3,962	49,364
Workers Comp Insurance	55,000	27,635	58,000	5.2%	35,908	1,641	20,451
Total Salaries & Benefits	3,016,521	1,825,480	2,784,519	-8.3%	1,723,896	78,802	981,821

	2022-2023 Operations Budget	2022-2023 Estimated to Close	2023-2024 Operations Budget		Breakdown by Zone		
					Tib Ops	P.C. Ops	Belv Ops
Other Operating Expenses							
Data/Alarms/IT Support & Licensing	100,000	78,220	100,000	0.0%	61,910	2,830	35,260
Safety	60,000	5,475	60,000	0.0%	37,146	1,698	21,156
Personal Protection Equipment/Uniforms	15,000	7,315	15,000	0.0%	9,287	425	5,289
Telephone							
Main Plant Telephones	11,000	7,785	11,000	0.0%	7,008	0	3,992
Paradise Cove Telephones	500	2,820	500	0.0%	0	500	0
Pumps & Lines Telephones	7,000	2,310	7,000	0.0%	6,694	306	0
Total Telephone	18,500	12,920	18,500	0.0%	13,702	806	3,992
Utilities							
Water	8,000	5,460	9,000	11.1%	5,734	0	3,266
Main Plant Utilities	220,000	109,560	230,000	4.3%	146,533	0	83,467
Paradise Cove Utilities	20,000	13,445	22,000	9.1%	0	22,000	0
Pump Station Utilities	45,000	32,635	48,000	6.3%	29,717	1,358	16,925
Total Utilities	293,000	161,100	309,000	5.2%	181,984	23,358	103,658
Total Other Operating Expenses	486,500	265,030	502,500	3.2%	304,028	29,117	169,355
Total Operating Expense	5,056,811	3,232,520	4,944,909	-2.3%	3,003,000	177,090	1,710,654

**Sanitary District No. 5
of Marin County**

**Capital Budget
FY 2023 - 2024**

2022-2023 Capital Budget	2022-2023 Current 3.13.2023	2023-2024 Capital Budget		Breakdown by Zone		
				Tib Cap	P.C. Cap	Belv. Cap

Capital Income

Property Taxes

					Relevant Splits		
Property Tax Current Secured - Capital	825,000	526,200	875,000	6.1%	837,638	37,363	0
Prop Tax Current Unsecured	15,000	16,900	16,000	6.7%	15,317	683	0
Prop Tax Prior Unsecured	500	955	500	0.0%	914	21	0
Supplemental Assessment Redm	0	640	0	0.0%	0	0	0
Supplemental Unsecured	300	1,110	300	0.0%	287	13	0
Supplemental Assessment Current	12,000	16,000	15,000	25.0%	14,360	641	0
Excess ERAF (Educational Revenue Augmentation Fund)	300,000	215,800	275,000	-8.3%	263,258	11,743	0
HOPTR	3,333	1,800	3,333	0.0%	3,191	142	0
Other Tax (Unitary, RR, Misc.)	0	5,400	0	0.0%	0	0	0
Total Property Taxes	981,933		1,185,133	20.7%	1,134,528	50,605	0

Tiburon Sewer Service Charge - Capital	12,000	1,513,325	0	0.0%	0	0	0
Belvedere Sewer Service Charge - Capital	866,300	308,470	605,719	-30.1%	0	0	605,719

Connection Fees

Collection	100,000	146,015	125,000	25.0%	71,188	3,125	50,688
Treatment	100,000	191,220	125,000	25.0%	71,188	3,125	50,688
Total Connection Fees	200,000	337,235	250,000	25.0%	142,375	6,250	101,375
Paradise Drive Sewer Line Extension Fees	14,040	0	14,040	0.0%	0	14,040	0
Total Capital Income	2,074,273	2,159,030	2,054,892	-0.9%	1,276,903	70,895	707,094

2022-2023 Capital Budget	2022-2023 Estimated 3.13.2023	2023-2024 Capital Budget	Breakdown by Zone		
			Tib Cap	P.C. Cap	Belv. Cap

Capital Expenditures

Main Plant Equip Capital Expense

				Relevant Splits		
92xx - Secondary Clarifier Scum Removal Project	0	300,000		175,500	0	124,500
92xx - Maintenance Shop Rehab	0	100,000		56,950	0	40,550
92xx MP Roll Up Door Project	0	75,000		42,713	0	30,413
92XX Headworks Influent Screen Project	0	0		0	0	0
9204.1 - M.P. Corrosion Protection Project	0	150,000		87,750	0	60,825
9205.0 - M.P. Influent Pump Replacement	0	0		0	0	0
9208.0 - M.P. Chemical Feed Transfer Pump Replacement	0	0		160	0	226
9209.0 - M.P. Screw Press Poly Blend Redundancy	0	0		0	0	0
9211.0 M.P. Odor Control Upgrades	0	0		0	0	0
9212.0 - M.P. Headworks Grinder Replacement	0	0		0	0	0
9212.1 - M.P. Digester Rehab	26,894	0		15,733	0	11,161
9212.2 - M.P. Switch Gear Upgrade/Improvements	0	0		0	0	0
9217.0 - Maintenance Shop Replacement/Ops Control	0	0		0	0	0
9218.0 - M.P. Generator Control Panel	0	0		0	0	0
92xx Digester Rehabilitation Project	0	600,000		341,700	0	243,300
9220.0 - Office, Bath & Breakroom Floor Replacement		0		0	0	0
9221.0 - Portable Fuel Storage Tank	0	0		0	0	0
9225.94 - Bis. Server Replacement + Upgrade	0	0		0	0	0
9225.95 - Dry weather Pri. Cover	0	0		0	0	0
9229.8 - Vehicle Replacement	0	0		0	0	0
Total Main Plant Equip Capital Expense	26,894	1,225,000		720,510	0	510,970

	2022-2023	2022-2023	2023-2024		Breakdown by Zone		
	Capital Budget	Estimated 3.13.2023	Capital Budget		Tib Cap	P.C. Cap	Belv. Cap
Pumps & Lines Capital					↻ Relevant Splits ↻		
9227.8 - Rodder / Vactor Truck	0	0	0	0.0%	0	0	0
9301.0 - Tiburon Sewer Line Rehab	0	295,520	0	0.0%	0	0	0
9304.0 - Belvedere Sewer Line Rehab	0	196,580	0	0.0%	0	0	0
9305.0 - Valve/Wet Well Lid Cover Replacement	0	0	0	0.0%	0	0	0
9305.1 - Belvedere Wet Well Rehabilitation (BPS#7)	75,000	1,455	0	0.0%	0	0	1,455
9305.2 - Tiburon Wet Wells Rehabilitation (TPS#4)	50,000	2,052	50,000	0.0%	2,052	0	0
9306.0 - PS Pump & Valve Replacement Program	50,000	0	100,000	100.0%	50,000	0	50,000
9307.0 - PS Generator Replacement (BPS #1 + roof)	100,000	0	0	0.0%	0	0	0
9309 - Cove Rd. BPS#1 - Rehab Project	0	0	600,000	100.0%	0	0	600,000
9310.0 - Belvedere Pump Station Comm. Project	0	0	0	0.0%	0	0	0
9311.1 - Cove Rd. Force Main - Engineering	0	0	0	0.0%	0	0	0
9311.2 - Cove Rd. Force Main - Construction	0	0	0	0.0%	0	0	0
9312.0 - Force Main Rehab - Multiple Sites	0	0	0	0.0%	0	0	0
9313.0 - Man Hole Rehabilitation	75,000	7,300	75,000	0.0%	50,000	0	25,000
9314.0 - 100kw Portable Emergency Generator	0	0	0	0.0%	0	0	0
9315.0 - Tiburon Pump Station Comm. Project	0	0	0	0.0%	0	0	0
Total Pumps & Lines Capital	350,000	502,907	825,000	135.7%	102,052	0	676,455

2022-2023 Capital Budget	2022-2023 Estimated	2023-2024 Capital Budget		Breakdown by Zone		
				Tib Cap	P.C. Cap	Belv. Cap

Paradise Cove Capital

				↻ Relevant Splits ↻			
9401.0 - P.C. Sewer Line Rehab	0	0	0	0.0%	0	0	0
9403.1 - P.C. Communications Upgrade - Cellular	20,000	8,060	0	0.0%	0	0	0
9406.0 - P.C. Access Road Improvements	0	0	100,000	0.0%	0	100,000	0
9407.1 - P.C. Pump Replacement	0	0	25,000	0.0%	0	25,000	0
9415.0 - P.C. Paint at Treatment Plant	0	0	0	0.0%	0	0	0
Total Paradise Cove Capital	20,000	8,060	125,000	0.0%	0	125,000	0

Undesignated Capital

				↻ Relevant Splits ↻			
Undesignated Cap - Main Plant	25,000	43,418	25,000	0.0%	14,625	0	10,375
Undesignated Cap - Paradise Cove Plant	10,000	0	10,000	0.0%	0	10,000	0
Undesignated Cap - P&L	50,000	0	50,000	0.0%	25,000	0	25,000
Total Undesignated Capital	85,000	43,418	85,000	0.0%	39,625	10,000	35,375

Debt Service

				↻ Relevant Splits ↻			
Debt Service - MPR Bond REFI Principal	595,000	595,000	610,000	2.5%	395,158		214,842
Debt Service - MPR Bond REFI Interest	157,790	157,790	150,412	-4.7%	97,437		52,975
Total Debt Service	752,790	752,790	760,412	1.0%	492,595		267,817

Total Capital Expenditures	1,307,790	1,334,070	3,020,410	56.7%	1,354,780	135,000	1,490,620
-----------------------------------	------------------	------------------	------------------	--------------	------------------	----------------	------------------

Net Capital Income	766,480	824,960	(965,520)	250.0%	-77,880	-64,100	-783,530
---------------------------	----------------	----------------	------------------	---------------	----------------	----------------	-----------------

**Sanitary District No. 5
of Marin County**

**Capital Improvement Program
FY2023-2024 – FY2032-2033**

MAIN PLANT CAPITAL IMPROVEMENT PROGRAM

M.P. Project Description	2023/2024	2024/2025	2025/2026	2026/2027	2027/2028	2028/2029	2029/2030	2030/2031	2031/2032	2032/2033	TOTAL
Secondary Clarifier Scum Collector Project	300,000										300,000
Dry Weather Influent Pump						50,000					50,000
Wet Weather Influent Pump				75,000							75,000
M.P. Boiler Replacement							75,000				75,000
Headworks Influent Screen Project						500,000					500,000
MP Electric Roll Up Door Install	75,000										75,000
MP Corrosion Protection Project	150,000									150,000	300,000
(Utility) Truck Purchase				200,000				100,000		100,000	400,000
Dewatering Redundancy --Screw Press					300,000						300,000
Aeration Basin Diffuser Upgrade									200,000		200,000
Emergency Generator Replacement						250,000					250,000
Maintenance Shop-Rehabilitation	100,000										100,000
MP Occupancy Project		750,000	750,000								1,500,000
Digester Roof Recoating and Cleaning								250,000			250,000
Landscaping Improvements Project		50,000									50,000
Odor Control System Rehabilitation							650,000				650,000
Headworks Valve and Check Valve Replacement											0
HVAC Replacement Project				200,000							200,000
C12 Flash Mixer			35,000			35,000				35,000	105,000
MPR Bond Refi	760,412	760,284	759,784	758,912	757,668	761,052	758,940	761,456	763,476		6,841,984
Undesignated Capital Projects	50,000	50,000	50,000	50,000	50,000	50,000	50,000	50,000	50,000	50,000	500,000
Treatment Plant Total	675,000	850,000	835,000	525,000	350,000	885,000	775,000	400,000	250,000	335,000	5,880,000

MAIN PLANT CAPITAL IMPROVEMENT PROJECTS

Main Plant Project Name	DESCRIPTION
Odor Control Upgrade	This Project will evaluate current odor control system and vulnerabilities and also provide for options to replace, add to or enhance the current system.
Dry Weather Influent Pump	These funds will be used to purchase one new dry weather influent pump. These were not part of the MPR project.
Wet Weather Influent Pump	These funds will be used to purchase one new Wet Weather Influent Pump. These were not part of the MPR project.
Headworks Influent Screen Projcet	These funds will be used to replace 3 grinders with an influent screen to capture and remove rags and other inert matter.
Truck Purchase	These funds will be used to replace trucks at the end of their usefull lifes from the current fleet of district vehicles.
Emergency Outfall Rehabilitation	This project will consist of rehabilitating the abandoned effluent outfall pipe in order to have it available for use during emergency situations. Emergency Preparedness
Waste Gas Burner Rehabilitation	This project will evaluate current waste gas burner system and will be enhanced or replaced, dependent on evaluation report.
Aeration Basin Diffuser Upgrade	This project consists of replacing the current diffusers in the off line aeration basin with new style diaphragm type diffusers like the online aeration basin this did not get upgraded during the MPR project
Underground Pipe & Valve Rehabilitation	These funds will be used for the replacement of non-working valves and rusted-out pipes in the shipping/receiving area, as well as next to the secondary clarifiers, as identified during the MPR Project.
Secondary Clarifier Scum Collector Project	This project consists of replacing the current scum collector troughs and and helical skimmers with new stainless steel skimmer from polychem/brentwood it also converts the 3 shaft system sludge collector mechanisms to 4 shaft to better assist with skimming and the mitigation of mosquito formation on surface of tank.
Maint Shop Rehabilitation Project	This project will consist of replacing a 35+ y.o. corrugated metal roof and siding on the maintenance shop, not rehabbed during the MPR Project. Also will involve replacing roll up doors installing LED lighting and proper equipment storage racks and hazardous waste storage cabinets
Sludge Box replacement	Replacement of Biosolids container, used for hauling bio-solids to Redwood landfill.
Corrosion Protection Project	This project consists of protecting plant assests and general buildings and grounds with the proper coatings/paint for corrosive environments
MP Roll up doors improvement project	This project consists of installing new powered roll up doors in the chemical room, replacing the roll up doors on the dewatering storage building and replacing the front entrance to headworks roll up doors with new power operated units- Engineering controls to minimize injuries
MP Occupancy Improvements Project	This project consists of creating appropriate restroom and locker room space along with office space for continuous occupancy for staff and laboratory improvements for continued effective and efficient process control and compliance with NPDES permit.
Emergency Generator Replacement	This project will consist of replacing the Main Plant Emergency Generator. These were not part of the MPR project. Generator is currently serviceable but planning and budgeting needs to be in line for 2024/25.
Outfall Difuser Upgrades	Current condition of outfall is serviceable. Outfall is inspected every 5 years and must budget a reasonable amount for repairs or upgrades, as determined by future reports.
Undesignated Capital Projects	These funds will be used for unforeseen projects, which may come up after the MPR project is complete.
MPR Bond	Main Plant Rehabilitation Completed in 2014 - Bond Payments to show true annual CIP projections.

TIBURON CAPITAL IMPROVEMENT PROGRAM

Tiburon Project Description	2023/2024	2024/2025	2025/2026	2026/2027	2027/2028	2028/2029	2029/2030	2030/2031	2031/2032	2032/2033	TOTAL
Sewer Line Rehabilitation Program		1,000,000	500,000	500,000	500,000	500,000	500,000	500,000	500,000	325,000	4,825,000
CCTV and I&I Investigation Project	150,000									150,000	300,000
Pump and Valve Replacement Program	50,000	50,000	50,000	50,000	50,000	50,000	50,000	50,000	50,000	50,000	500,000
Force Main Rehabilitation TPS #2- 357lf-6"											0
Force Main Rehabilitation TPS#4- 3"											0
Force Main Rehabilitation TPS #3- 379lf-6"											0
Force Main Rehabilitation TPS #5-1303lf 8"											0
Force main Rehabilitation TPS #6					75,000						75,000
Force Main Rehabilitation TPS#9		50,000									50,000
Force Main Rehabilitation TPS #7-903lf-6"											0
Man Hole Rehabilitation	50,000	50,000	50,000	50,000	50,000	50,000	50,000	50,000	50,000	50,000	500,000
TPS #2 Wet Well Rehabilitation											0
TPS #3 Wet Well Rehabilitation											0
TPS#4 Wet Well Rehabilitation	50,000										50,000
TPS #8: Wet Well Rehabilitation											0
TPS #6 Wet Well Rehabilitation					400,000						400,000
TPS #7 Wet Well rehabilitation											0
TPS #9 Wet Well Rehabilitation		350,000									350,000
Portable Pump Replacement			50,000							50,000	100,000
Undesignated Capital Projects	25,000	25,000	25,000	25,000	25,000	25,000	25,000	25,000	25,000	25,000	250,000
Tiburon Total	325,000	1,525,000	675,000	625,000	1,100,000	625,000	625,000	625,000	625,000	650,000	7,400,000

TIBURON ZONE PUMPS & LINES CAPITAL IMPROVEMENT PROJECTS

Tiburon Zone Pumps & Line Project Name	DESCRIPTION
Sewer Line Rehabilitation Program	These funds will be used for the ongoing Board approved 10 year sewer rehabilitation program. 10,137 lf of pipe remain to be rehabbed/replaced from the Harris report
Pump Station Pump and Valve Replacement Program	The District has 24 pump stations with 2-3 pumps in each station. The life expectancy for these pumps are 7-10 years. Therefore the District has a program to replace pumps over a period of time instead of replacing them all at once.
Pump Station Generator Replacement	The District has standby generators located at many of the Pump Stations. Some generators were installed between 1980 - 1983. These generators (in most cases) are located along the waterfront. The salt air has wreaked havoc on some of these generators; All have been replaced as of 7/1/2018
Pump Station Control Panel - Upgrade	These funds will be used for replacement of control panels at the District Pump Stations. The control panels are of various ages, of which most are obsolete 2 Control Panels remain to be replaced
Man Hole Rehabilitation	This project will consist of rehabilitating or replacing man holes in the Tiburon area that have have defeciciencies due to hydrogen sulfide deterioration.
CCTV Sewer System New PACP Data	This project will consist of retelevising the entire collection system in order to provide updated information regarding the condition of the system and to assist in establishing a new CIP project regarding sewer line rehabilitation
Station No.5 Replacement	<p>This is a phased project of upgrading the main pump station in the Tiburon Zone:</p> <p><i>Phase I</i> has been completed, which replaced the motor control center/electrical controls and the installation of a diesel powered standby emergency generator.</p> <p><i>Phase II</i> has also been completed, which converted the dry-pit configuration into a wet-pit configuration, thus eliminating the need for dry-pit centrifugal pumps (now obsolete). The old pumps were replaced with 2 new submersible flygt pumps for standarization with District requirements. This also eliminated a confined space entry situation.</p> <p><i>Phase III</i> consists of rehabilitating the force main servicing this site. It is the last phase of this project anticipated around 2024</p>
Flow Meter Installation Project	This project will consist of installing flow meters at certain corresponding pump stations to record flows from each site. This will assist with flow monitoring and assist in the District's continued effort to reduce I&I.
Vactor Truck Purchase	This purchase will allow the District to clean sewer lines more frequently at typical "hot spot" areas (e.g., downtown area, Pt. Tiburon, Tiburon Blvd., Penninsula, San Rafael Ave., etc.). SD5 will also to perform more frequent cleaning at the Main Plant grit chamber, headworks and split box, as well as pump and transport solids from Paradise Cove back to the Main Plant. Recycle Water will be used for sewer cleaning activities
Force Main Rehabilitation Project	This project will consist of rehabilitating several force mains in the Tiburon Zone. Station #2, #3, #6 & #7
Pump Station Communications Project	Phase I completed. Master radio at the Main Plant has been upgraded, as well as the radio at Station #5. As new control panels come on-line in the Tiburon Zone, funds will be needed to bring the remaining 8 sites into the Main Plant communication network.
Undesignated Capital Projects	These funds are for unforeseen problems within the collection system.

BELVEDERE CAPITAL IMPROVEMENT PROGRAM

<i>Belvedere Project Description</i>	2023/2024	2024/2025	2025/2026	2026/2027	2027/2028	2028/2029	2029/2030	2030/2031	2031/2032	2032/2033	TOTAL
Sewer Line Rehabilitation Program		500,000	250,000	250,000	250,000	200,000	200,000	200,000	200,000	200,000	2,250,000
Pump and Valve Replacement Program	50,000	50,000	50,000	50,000	50,000	50,000	50,000	50,000	50,000	50,000	500,000
BPS #1 Electrical Improvement Project	600,000	600,000									1,200,000
CCTV and I&I Inspection Project	100,000									100,000	200,000
BPS #2 Force Main&Wet Well Rehabilitation						500,000					500,000
BPS #3 Force Main& Wet Well Rehabilitation Proj							510,000				510,000
BPS #7: Wet Well Rehabilitation			420,000								420,000
BPS#5,#8,#12 Wet Well Rehabilitation Project											0
BPS #9,#10,#11 Wet Well Rehabilitation											0
BPS #13 Force Main Rehabilitation Project											0
BPS #14 Force Main Rehabilitation Project											0
Power Feed Improvement Project (BPS#9,#10,#11)											0
San Rafael Ave Diverter Line Install	25,000										25,000
Man Hole Rehabilitation	25,000	25,000	25,000	25,000	25,000	25,000	25,000	25,000	25,000	25,000	250,000
Undesignated Capital Projects	25,000	25,000	25,000	25,000	25,000	25,000	25,000	25,000	25,000	25,000	250,000
<i>Belvedere Total</i>	825,000	1,200,000	770,000	350,000	350,000	800,000	810,000	300,000	300,000	400,000	6,105,000

BELVEDERE ZONE PUMPS & LINES CAPITAL IMPROVEMENT PROJECTS

Belvedere Zone Pumps & Line Project Name	DESCRIPTION
Sewer Line Rehabilitation Program	These funds will be used for the ongoing Board approved 10-year sewer rehabilitation program. 7,644 lf of pipe remain to be rehabbed/replaced from the Harris Reports.
Pump Station Rehabilitation Program	The District has 24 pump stations with 2-3 pumps in each station. The life expectancy for these pumps are 7-10 years. Therefore, the District has a program to replace pumps over a period of time instead of replacing them all at once.
Pump Station Control Panel Replacement	Within the Belvedere Zone, there are many pump stations with single-phase power with capacitors installed in the panel to generate three-phase power. The District is replacing the generators to new standardized control panels. To date - station #15, 14,13,12,5 & 3 control panels have been replaced. Need to purchase panels for #2
Pump Station Generator Replacement	Standby generators at the Belvedere pump stations were installed in the early 1980. Station #3 Generator recently replaced need to replace station #1 & #2 Generators
Pump Station Comm. Upgrade Project	These funds will be used to provide alarming and communication back to the Main Plant SCADA system, The new communication equipment will be standardized
Cove Rd. Force Main Replacement	These fund will be used to replace 2107 lf of 10' force main. The force main has blown out on two occasions prior to 2005. According to previous Staff, it was difficult to find good pipe material to connect to, when making the repair. Recently the forcemain was compromised as a result of a 3rd party. Same issue was encountered when repairing. The current pipe size also lacks capacity during major wet weather events.
Lagoon Rd. Power Feed Improvement Project	Lagoon Rd. has 3 pump stations which pump sewage to one another. These station have no back-up power. These funds would be available to purchase a generator and install power conduits to connect all three stations in order to provide immediate back up power to these sites and it also reduce staff overtime. Emergency preparedness
Flow Meter Installation Project	This project will consist of installing flow meters at certain corresponding pump stations to record flows from each site. This will assist with flow monitoring and assist District's continued effort to reduce I&I.
San Rafael Ave. Diverter Project	This project will consist of evaluating current flows and collection system capacity at the intersection of Westshore and San Rafael Ave., feeding into TPS #3.
Manhole Rehabilitation Project	This Project will consist of rehabilitating or replacing man holes in the Tiburon area that have have defeciencies due to hydrogen sulfide deterioration.
CCTV Sewer System	This project will consist of retelivziing the belvedere collection system in order to get an updated condition of the sewer system and to assist in establishing an updated CIP program for sewer rehabilitation projects.
Undesignated Capital Projects	These monies are for unforeseen problems within the collection system.

PARADISE COVE PLANT CAPITAL IMPROVEMENT PROGRAM

<i>Paradise Cove Project Description</i>	2023/2024	2024/2025	2025/2026	2026/2027	2027/2028	2028/2029	2029/2030	2030/2031	2031/2032	2032/2033	TOTAL
Paradise Sewer Line Rehab Project		200,000	100,000	100,000	100,000						500,000
Grit Removal Project							50,000				50,000
Plant Grating Replacement- Fiberglass					25,000						25,000
Building Rehabilitation			250,000								250,000
Blower Replacement		20,000					20,000				40,000
P Cove Access Improvements	100,000										100,000
Pump Replacement Program		50,000				50,000				50,000	150,000
Paint Treatment Plant								150,000			150,000
Undesignated Capital Projects	25,000	25,000	25,000	25,000	25,000	25,000	25,000	25,000	25,000	25,000	250,000
<i>Paradise Cove Total</i>	125,000	295,000	375,000	125,000	150,000	75,000	95,000	175,000	25,000	75,000	1,515,000

PARADISE COVE ZONE PUMPS & LINES CAPITAL IMPROVEMENT PROJECTS

<i>Paradise Cove Project Name</i>	<i>DESCRIPTION</i>
Influent Pump Replacement Program	Currently there are 6 grinder-style pumps in service at ParadiseCove. Each has a usefule life of 7-10 years. This program is established to replace pumps as needed; not all at once.
Package Plant Coating	Due to its close proximty to the bay, the metal package-plants require marine coatings every 7-10 years.
Influent Well Access Cover Replacement	This project consists of replacing the current access covers with fixed, mounted, flush-to-the-ground, traffic-rated, as there is limited space at the Paradise Cove Plant.
Blower Replacement	The current blowers were installed as part of the 2009 start-up of the upgraded plant. They have a useful life of 7-15 years. SD5 must begin to replace them soon.
Plant Grating Replacement	This project will consist of replacing the current grating with non-rusting fiberglass grating.
Grit Removal Project	This project will consist of evaluating the Paradise Cove Plant for possible grit removal systems in order to prolong the life of the pumps.
UV Disinfection	Possible installation of UV disinfection, which would eliminate the transportation of chemicals to the Paradise Cove plant. Will need a feasibility study. Language included in current permit for future installation date, if feasible.
Plant Access Improvements	This project consists of paving the access road to the plant for bettwe access and quicker road clearing during mud slides- only access point to facility critical.
Undesignated Capital Projects	These funds will be used for unforeseen projects.

IMPROVEMENT PROGRAM

Project Descriptions	2023/2024	2024/2025	2025/2026	2026/2027	2027/2028	2028/2029	2029/2030	2030/2031	2031/2032	2032/2033	TOTAL
Main Plant	675,000	850,000	835,000	525,000	350,000	885,000	775,000	400,000	250,000	335,000	5,880,000
Tiburon Pumps & Lines	325,000	1,525,000	675,000	625,000	1,100,000	625,000	625,000	625,000	625,000	650,000	7,400,000
Belvedere Pumps & Lines	825,000	1,200,000	770,000	350,000	350,000	800,000	810,000	300,000	300,000	400,000	6,105,000
Paradise Cove	125,000	295,000	375,000	125,000	150,000	75,000	95,000	175,000	25,000	75,000	1,515,000
MPR Debt Service + 2020 Refi	760,412	760,284	759,784	758,912	757,668	761,052	758,940	761,456	763,476	0	6,841,984
TOTAL	2,710,412	4,630,284	3,414,784	2,383,912	2,707,668	3,146,052	3,063,940	2,261,456	1,963,476	1,460,000	27,741,984

Agenda – Notes of Explanation

Sanitary District No. 5 Regular Board Meeting

March 16, 2023

Review and discuss Sewer Lateral CCTV Policy and consideration to approve the policy

STAFF REPORT:

The District operates and maintains a 34-mile wastewater collection system. This publicly owned infrastructure is maintained by a combination of district staff and private contractors. There is about 3200 privately owned sewer laterals that connect private plumbing fixtures to the districts wastewater collection system. Unfortunately, many of these laterals are old, poorly maintained, or damaged. Failing sewer laterals introduce water intrusion, roots, and debris into the districts sewer system, which can lead to raw sewage overflows into local streets, storm drains, and creeks.

The districts sewer lateral inspection program was established in (2015) as a way to address the increasing number of public and private sewer spills caused by private sewer laterals. Throughout the years, the sewer lateral inspection program continues to develop and evolve in response to the community's needs.

Forward Lateral Software Services

The district requires CCTV video submission of the private sewer lateral inspections for staff to review. There are numerous ways CCTV video inspections can be submitted, which often lead to confusion and miscommunication for the plumbing contractors, property owners, and staff. Additionally, there is on-going cyber threat potential of receiving unknown media files from the public. To better organize and streamline the submittal process, staff will be requiring the use of the Forward Lateral cloud software program as a means to receiving, organizing, and reviewing sewer lateral inspections from plumbing contractors. Forward Lateral serves as a cloud-based review/approval program for sewer lateral inspections between the district, the plumbing contractor, and property owner/real estate agents.

The software enables the plumbing contractor to upload a virus-scrubbed sewer lateral videos, answer the pre-inspection questions, draw maps, identify defects, and submit to the districts for review. The districts review includes evaluating the sewer lateral's condition, agree/disagree with the defects identified by the plumber, add defects if necessary, and provide recommendations for required work on the sewer lateral.

Forward Lateral provides automatic emails updates to the property owner and real estate agent when inspections have been submitted and reviewed. Upon district review, property owners and real estate agents can simply forward the digital URL link to a second plumbing contractor to get a second opinion on price. This helps reduce outlier pricing on sewer lateral repairs across the district.

Forward Lateral is the only software capable of sharing sewer lateral information between the district, plumbing contractor, and property owner. By standardizing submittals and providing an

organized, single location for staff to receive sewer lateral inspections, Forward Lateral would greatly reduce the staff time currently required to review inspections.

The cost for Forward Lateral is \$40 per inspection, charged to the plumbing contractor upon submission. This will replace the costs for plumbing contractors in buying thumb drives, driving to the district to submit. It will also save plumbing contractors office time in being more organized and easily being able to reference their dashboards of previous sewer lateral inspection work. Inspections can easily be re-sent and this results in more efficiency.

Forward Lateral also has long-term update in the ability to optimize district maintenance with automatic excel spreadsheet optimization of data, ArcGIS integrations. Staff will monitor this development.

FISCAL IMPACT:

None

CEQA (California Environmental Quality Act)

Exempt

Recommendation:

Approve the Sewer Lateral CCTV Policy

Tony Rubio, District Manager

ATTACHMENT:

Sewer Lateral CCTV Policy and Forward Lateral Flyer.

Sanitary District No. 5 of Marin County

POLICY HANDBOOK

POLICY TITLE: Sewer Lateral CCTV Policy
POLICY NUMBER: 6060

6060.1 The Districts sewer lateral inspection program was established in 2014 as a way to address the increasing number of public and private sewer spills caused by private sewer lateral and to mitigate/eliminate inflow and infiltration into the districts sewer system. Throughout the years, the sewer lateral inspection program continues to develop and evolve in response to the community's needs.

6060.2 The district requires CCTV video submission of the private sewer lateral inspections for staff to review. There are numerous ways CCTV video inspections can be submitted, which often lead to confusion and miscommunication for the plumbing contractors, property owners, and staff. Additionally, there is on-going cyber threat potential of receiving unknown media files from the public.

6060.4 To better organize and streamline the submittal process, staff will be requiring the use of a cloud software program as a means to receiving, organizing, and reviewing sewer lateral inspections from plumbing contractors.

6060.5 The designated cloud software program will serve as a cloud-based review/approval program for sewer lateral inspections between the district, the plumbing contractor, and property owner/real estate agents.

6060.5 Video submission to the District can be completed by visiting the designated cloud software program website and registering a new account and begin submitting videos. The link can be found on the Districts website www.sani5.org or by calling the District at 415-435-1501.

Submit



Sewer Lateral

Inspections

How It Works

Step 1: Plumbing Contractors, scan the QR code below or visit: app.goforwardlateral.com

Step 2: Register a new account

Step 3: Start submitting sewer lateral inspections!

SCAN ME



Register a new account!
app.goforwardlateral.com





c/o ALLIANT INSURANCE SERVICES, INC.
560 Mission Street, 6th Floor, San Francisco, CA 94105

Insurance License No.: 0C36861
Tel: 415.403.1400 Fax: 415.874.4813

OFFICERS:

Craig Murray, *President*
805.684.721
Sandeep Karkal, *Vice President*
415.892.1694

PAST PRESIDENTS:

Greg Baatrup
2018-2020
Paul Bushee
2014-2018

**** MEMORANDUM ****

March 1, 2023

Re: Property Market Update

Dear CSRMA Property Program Members:

As many of you know, the property market has been in an unprecedented hard cycle since 2017. Previous updates on the property insurance market have focused on the frequent and severe natural catastrophes around the world, the restricted terms and conditions offered by carriers due to lack of profitability, and inflation. More recently, there have been two new factors contributing to the market remaining in this challenging cycle. First, treaty reinsurance pricing has significantly increased. Treaty reinsurance is purchased by nearly all carriers and protects them from claims at the company level. The rising cost of treaty reinsurance will be passed along to insureds and is expected to impact excess pricing at the CSRMA renewal. Secondly, severe winter storms across the country, including California, have led carriers to pause on providing renewal pricing until the severity of losses can be determined. Current estimates of the losses to the industry from California alone is over one billion dollars.

As we reported at the January Board of Directors meeting, large industry-wide losses influence carrier profitability and the general market environment. These catastrophe events generally increase pricing in the market; however, the severe increases are targeted towards those who experienced losses. For example, Hurricane Ian is estimated to result in over \$50 billion of losses to the insurance industry. While this event has perpetuated a challenging market, we are told by underwriters that insureds in Florida can expect 200% rate increases in some instances which is much greater than the expected pricing increases in the CSRMA Property Program.

CSRMA has taken steps to insulate the members from the full extent of the hard market conditions. In 2021, CSRMA introduced a pooled layer to our Property Program. The pooled layer better positions CSRMA to maintain excellent coverage and favorable rates while at the same time further insulating our members from market conditions. As a group, collectively we have more clout in the market to help bring stability to our members.

While we don't yet have a good handle on where rates will land for the renewal, we are expecting double digits increases in rate, and values to be increased 7.5% to account for trend/inflation. This is not unique to CSRMA. Buyers of commercial property insurance nationally and in California

are experiencing meaningful increases in their property programs. We will keep you abreast as we get closer to the renewal.

We've attached a timeline visual explaining the Making of a Hard Market to put the current state of affairs into perspective.

In the meantime, please do not hesitate to contact us with any questions or concerns.

The Makings of a Hard Market: A Timeline

As the insurance industry helps the world recover from disasters, the cost of insurance has changed.



2016 is the height of a soft market.

Buyers and producers are happy, prices are low and companies compete to pay producers commission.



2022 we are in a hard market.

There is high demand for insurance coverage and low appetite to insure. Rates are high and coverage is difficult to find.

2017 Costliest Year on Record for Natural Disasters

16 separate events, each causing damages in excess of \$1B¹

2017 Hurricane Season Ranks as Costliest Ever for U.S.



2017 California Wildfires

2018 Market Starts to Harden Due to Catastrophes

The market begins to harden and capacity constricts causing supply and demand issues for insurers

10/17/2018 Hurricane Michael

> Category 5
> 9th most costly storm on record (\$25B)³

Hurricane Michael is the Most Powerful Storm to Hit the Florida Panhandle on Record



2019 The Rise of Social Inflation

The rising cost of insurance claims due to the impact of societal factors such as:

- > An increase in litigated claims and larger jury awards
- > Broader definitions of coverage by the legal system, such as pandemic insurance
- > Use of Public Adjustors in the claims process
- > Changing views of social responsibility

This all caused the losses from the 2017 and 2018 seasons to be much bigger than anticipated.

2020 Rising Reinsurance Costs

Florida insurers seeing rate increases of at least 20% and as high as 60%

2020 Very Low Interest Rates

Very difficult to earn the investment return many carriers are dependent on, causing reduced risk appetite

2020 California Wildfires

2020 Colorado Wildfires

2022 Rising Costs

Due to inflation, social inflation, undervaluation, and a lack of insurance capacity, creating a hard market.

2021 Another Active Catastrophe Season

with the second most disasters in a calendar year, behind 2020⁵

- > Winter storm event in the deep south
- > Extreme heat, drought and wildfires across western U.S.
- > Hurricane Ida

2017

2018

2019

2020

2021

2022

8/17/2017 Hurricane Harvey²

- > 2nd costliest storm on record (\$125B)
- > Dumped approximately 29 trillion gallons of water on Texas and Louisiana

Harvey The 'Most Significant Tropical Cyclone Rainfall Event' in U.S. History



8/30/2017 Hurricane Irma

- > Category 5
- > 5th costliest storm on record (\$50B)

9/16/2017 Hurricane Maria

- > Category 5
- > 3rd costliest storm on record (\$90B)

2018 California Wildfires

8/31/2018 Hurricane Florence

COVID-19 Global Pandemic

- > Bigger losses than 9/11
- > Uncertainty around full impact to the industry and the world

2020 Active Catastrophe Season

- > Most active storm season on record
- > Cost estimated to be over \$30B for Hurricanes Isaias, Laura and Sally alone⁴

2020 Atlantic Hurricane Season Breaks All-time Record while Leaving the Gulf Coast Battered

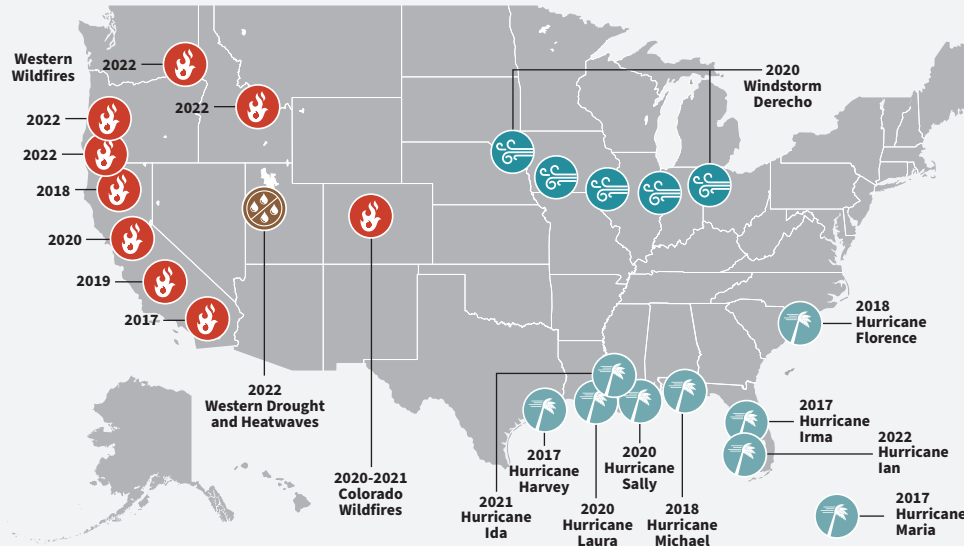


9/2022 Hurricane Ian

- > Category 4
 - > Estimated to exceed \$50B in insured and uninsured losses⁵
- Aftermath of Hurricane Ian, Fort Meyers, FL



2017-2022 Natural Disaster Locations



8/10/2020 Midwest Derecho

Caused \$7.5B in damage in just 14 hours and generated winds up to 140 MPH

2020 Global Insurance Market Starts to Harden

TIMELINE KEY

Nationwide (and worldwide)



2019-2022 Hardening Markets



2020-2022 COVID-19

icat

a VICTOR company

Times Are Changing

Frequently Asked Questions regarding the Hardening Insurance Market

Q: How long does a hard market last?

A: There is no magic calendar; however, once insurance companies begin seeing improved margins (due to higher premiums and/or lower losses), investment income improves, investors start seeing similarly positive results and insurance once again starts looking like a stronger investment, which attracts more capital. As the capital supply begins to catch up with the demand, pricing and restrictions loosen.

Q: Why is my premium going up when I have had no claims?

A: Inflation, social inflation, natural disasters, and lack of capacity have had a huge impact on insurance rates. Insurance companies are incurring more claims and expenses on an overall basis. The increase in claims and the cost of claims drive the need for increased pricing across the board for insurance providers.

Q: My primary concern is my costs/budget. Should I buy less insurance?

A: Although budgets may well be challenged by increasing premiums, it is important not to lose sight of the big picture: saving a relatively modest amount now by reducing coverage may negatively affect your business significantly should a loss occur.

While reducing insurance coverage may be an attractive alternative, you should evaluate that choice against what losses you can absorb without creating financial hardship for yourself/your business.



While property catastrophe insurance is a small niche within the insurance industry as a whole, it is heavily influenced by loss events around the world, the global climate and the worldwide economy. ICAT strives to provide peace of mind for you and your insureds during all cycles of the market.

1. Sullivan, B., & N. (2017, November 28). 2017 Hurricane Season Ranks as Costliest Ever for U.S. Retrieved November 23, 2020, from <https://www.insurancejournal.com/news/national/2017/11/28/472368.htm>
2. Chen, A. (2017, August 29). Tropical storm Harvey has set a new record for rain in the continental US. Retrieved November 23, 2020, from <https://www.theverge.com/2017/8/29/16223338/hurricane-harvey-storm-record-rainfall-flooding-texas>
3. CBS News. (2018, October 10). Hurricane Michael is the most powerful storm to hit Florida Panhandle on record. Retrieved November 23, 2020, from <https://www.cbsnews.com/news/hurricane-michael-is-the-most-powerful-storm-to-hit-florida-panhandle-on-record/>
4. Jason Samenow, A. (2020, November 11). 2020 Atlantic hurricane season breaks all-time record while leaving Gulf Coast battered. Retrieved November 23, 2020, from <https://www.washingtonpost.com/weather/2020/11/10/record-hurricane-season-atlantic/>
5. NOAA National Centers for Environmental Information (NCEI) U.S. Billion-Dollar Weather and Climate Disasters (2022). <https://www.ncei.noaa.gov/access/billions/>, DOI: 10.25921/stkw-7w73



ICAT
385 Interlocken Crescent
Suite 1100
Broomfield, CO 80021
www.ical.com
303-327-1872

> **Security. Service. Recovery.**

©2023 ICAT