

**SANITARY DISTRICT NO. 5 OF MARIN COUNTY  
2001 Paradise Drive  
Tiburon, California 94920**

**AGENDA**

**Finance & Fiscal Oversight Committee Special Meeting  
Tuesday, April 13<sup>th</sup> 2021, 3:00 p.m.**

**CORONA VIRUS (COVID-19) ADVISORY NOTICE**

Consistent with Executive Orders No. N-25-20 and No. N-29-20 from the Executive Department of the State of California, the Meeting will not be physically open to the public and all Board Members and Staff will be teleconferencing into the meeting.

**How to Submit Public Comments:**

Comments submitted prior to the commencement of the meeting will be presented to the Committee and included in the public record for the meeting.

**Public Comments are to be submitted via email to [rdohrmann@sani5.org](mailto:rdohrmann@sani5.org).**

In addition, members of the public who are calling-in will have the opportunity to provide public comments by following the steps below:

**How to Participate in the Meeting:**

**Join Zoom Meeting by clicking on the following link:**

**<https://us02web.zoom.us/j/6230620778>**

**Meeting ID: 623 062 0778**

**or join by phone:**

**Call in number: (669) 900-9128**

**Participant Code: 623 062 0778**

**I. Roll Call**

**II. Public Comments**

**III. New Business**

- 1. Warrants for March 11<sup>th</sup> through April 13<sup>th</sup> 2021**
- 2. Financial reports for March 2021**
- 3. Review and discuss FY21-22 SD5 Budget preparation schedule & FY20-21 (current) estimated-to-close costs report**
- 4. Review and discuss Covid-19 Government-mandated shutdown effects to Commercial Sewer Service Fee revenue for Fiscal Year 2021-2022**
- 5. Review and discuss Cove Road Project Final Costs and Breakdown per Zone**
- 6. Discussion regarding establishing set percentages for contingency on future CIP Projects**
- 7. Review and Discuss CPI data for 2020 SF Bay All Consumers - data used to establish Cost of Living Increase for employees as required by the Memorandum of Understanding for Fiscal Year 2021-2022**

**8. Review and Discuss section 9.4.1 of the Memorandum of Understanding between SD5 and the SD5 Represented Employees. Employees to pay additional 1% towards pension**

**9. Upcoming District Obligations for April through May 2021**

**IV. Adjournment**

*This Committee may be attended by Board Members who do not serve on this committee. In the event that a quorum of the entire Board is present, this Committee shall act as a Committee of the Whole. In either case, any item acted upon by the Committee or the Committee of the Whole will require consideration and action by the full Board of Directors as a prerequisite to its legal enactment. **Accessible public meetings**: Any member of the public who needs accommodations should email the Office Manager, at rdohrmann@sani5.org, who will use her best efforts to provide as much accessibility as possible while also maintaining public safety.*

**Sanitary Distr. No.5 of Marin Co.  
Warrant List Summary  
March 10 through April 13, 2021**

Item #1

04/12/21

Date	Num	Name	Memo	Amount
<b>JP Morgan Chase - Primary 7399</b>				
04/12/21		Special District Risk Management Authorit	Member #7665, Life, Vision, DDS & LTD Ins., May 2021	-1,433.23
04/05/21	EFT	CalPERS	EFT Health Premium, April 2021, Cust #4163206459	-14,248.69
04/05/21	EFT	PERS	EFT PERS Retirement, March 2021	-18,563.27
03/31/21	7831A	Triola, Joseph	Re-write: Reimb. for S/B Mileage, Aug-Sept, 2020	-169.13
03/18/21	8139	Alhambra	Acct #547945611762129, Water, Feb - Mar 2021	-118.87
03/18/21	8140	Cintas Corporation #626	Acct #626-00821, PPE/Safetywear + Service, February 2021	-113.22
03/18/21	8142	Mill Valley Refuse Service, Inc.	Acct #032945, Garbage Service + 1 yd rental, March 2021	-255.15
03/18/21	8143	Special District Risk Management Authorit	Member #7665, Life, Vision, DDS & LTD Ins., April 2021	-1,232.07
03/18/21	8144	Staples, Inc.	Acct #60111000714, Office Supplies, February 2021	-171.01
03/18/21	8145	Verizon Wireless	Acct #0342125502-00001: iPhones, February 2021	-287.08
04/13/21	8147	Access Answering Service	Acct #4080C, Answering Service, April 2021	-60.00
04/13/21	8148	Alhambra	Acct #547945611762129, Water, March 2021	-179.92
04/13/21	8149	AT&T	Acct #960732-76375559, March 2021	-855.11
04/13/21	8150	Bay Alarm	Acct #274428, Apr - Jun 2021	-258.00
04/13/21	8151	Burke, Williams & Sorensen, LLP	Legal Advice, Decemeber 2020, January - February 2021	-10,408.50
04/13/21	8152	Caltest Analytical Laboratory	M.P./P.C. Lab Sampling, March 2021	-2,811.05
04/13/21	8153	Caltronics Business Systems, Inc.	Acct #SD15, Multi-purpose Copier Contract, March 2021	-159.15
04/13/21	8155	CSRMA California Sanitation Risk Mgmt. Au	File No. 3007360, D.O.L.: 12.8.2020, April 2021	-7,921.31
04/13/21	8156	Department of Motor Vehicles	Acct #037060, DL Pull Notices + Replenishment, April 2021 for FY20-21	-75.00
04/13/21	8157	DKF Solutions Group, LLC	My Safety Officer Monthly Subscription, April 2021	-350.00
04/13/21	8158	Fastenal Company	CASA10962, M.P. Supplies, April 2021	-254.71
04/13/21	8159	Febrino Tree Service	M.P. Grounds Maint., April 2021	-3,200.00
04/13/21	8160	FireMaster	Annual Fire Extinguisher Maintenance, March 2021	-343.00
04/13/21	8161	Goodman Building Supply Co.	Acct #20070, BP&L, March 2021	-47.97
04/13/21	8162	Grainger	Acct #810128785, P.C. Parts & Service, April 2021	-281.67
04/13/21	8163	Hach Company	Acct #108400, M.P. Lab Supplies, March 2021	-891.98
04/13/21	8164	HDR Engineering, Inc.	Consulting, MCS D5 Cilxn Sys Mstr Plan, March 2021	-18,850.31
04/13/21	8165	Jackson's Hardware, Inc.	Acct #7601, M.P. supplies, March 2021	-173.83
04/13/21	8166	JM Integration, LLC	M.P. Parts & Service, March 2021	-18,884.93
04/13/21	8167	Larry Walker Associates, Inc.	Tech Support for M.P. NPDES Reg. Assistance, March 2021	-3,402.00
04/13/21	8168	Lystek Int'l, LTD	Biosolids Transport, March 2021	-755.65
04/13/21	8169	Maltby Electric Supply Co., Inc.	Cust No.15953, BPS P&L, March 2021	-1,462.32
04/13/21	8170	Marin County Registrar of Voters	Election Set up Fee, March 2021	-250.00
04/13/21	8171	Marin Resource Recovery Center	Cust #02-1527 0, M.P. Disposal, March 2021	-79.50
04/13/21	8172	MidAmerica	Acct#: SD5MARIN0G5, 2021 Rates, Jul - Dec 2021 (AJE FY21-22)	-29,870.40
04/13/21	8173	Mill Valley Refuse Service, Inc.	Acct #032945, Garbage Service + 1 yd rental, April 2021	-255.15
04/13/21	8174	Miller Pacific Engineering Group	Geotech Srvc, Las Lomas Line re Cove Rd Force Main Project, December 2020	-5,656.80
04/13/21	8175	Nute Engineering Corp.	Consulting & Engr. Srvc., February 2021	-3,430.96
04/13/21	8176	Office Depot	Acct #6011 5642 0308 4271, Off. + Janitorial Supplies, February 2020	-55.18
04/13/21	8177	Pacific Gas & Electric	Acct #2908031411-4, Utilities, March 2021	-17,418.66
04/13/21	8178	Peterson	Cust #:5656305, P.C. P&L, April 2021	-10,819.21
04/13/21	8179	Redwood Engineering	Consulting & Engr. Srvc., April 2021	-23,880.00
04/13/21	8180	Ross Valley SD	Public Outreach Srvc, COVID19 Ed., February 2021	-1,492.00
04/13/21	8181	Roy's Sewer Service, Inc.	P&L, March 2021	-3,388.25
04/13/21	8182	SASM	Bioassay Testing, January - March 2021	-1,800.00
04/13/21	8183	Telstar Instrument, Inc.	Cust #SANDI, M.P. Parts & Srvc., March 2021	-12,160.81
04/13/21	8184	Tiburon Mail Services	Account1, Postage, March 2021	-76.35
04/13/21	8185	Town of Tiburon	Fuel, February 2021	-914.93
04/13/21	8186	Transene Company Inc.	Acct #400M14, M.P. Lab Supplies & Chemicals, March 2021	-1,403.81
04/13/21	8187	U.S. Bank	Acct#:4246-0441-0158-3635, February-March 2021	-3,101.71
04/13/21	8188	Univar	Cust ID #STDT001, Chemicals, March 2021	-1,893.82
04/13/21	8189	USA BlueBook	Cust #933682, Safety/PPE Supplies, March 2021	-400.47
04/13/21	8190	Waste Management of Redwood Landfill	Acct #507-0000190-1507-2, Sludge Disposal, March 2021	-1,157.85
04/13/21	8191	Water Components & Building Supply	Acct #454, M.P. Maint. Supplies, March 2021	-328.47
04/13/21	8192	Water Environment Federation	Member ID #17978425, Rulon Cottrell, April 2020 (AJE FY21-22)	-332.00
04/13/21	8193	Weco Industries	Acct #:MARINC, P&L, March 2021	-670.57
04/13/21	8194	WorkSmart Automation, Inc.	SD5 Comm System Maintenance, April 2021	-1,378.00
04/13/21	8195	Bilsborough, Chad	FY20-21 PPE, March 2021	-217.46
04/13/21	8196	La Torre, Daniel P.	PPE Reimb., March 2021	-162.34
04/13/21	8197	Rosser, John	Reimb. for S/B Mileage, February thru March 2021	-473.48
04/13/21	8198	Triola, Joseph	Reimb. for S/B Mileage, March 2021	-81.42
Total JP Morgan Chase - Primary 7399				<u>-231,367.73</u>
<b>TOTAL</b>				<b><u>-231,367.73</u></b>

**Sanitary Distr. No.5 of Marin Co.  
Warrant List Detail**

March 10 through April 13, 2021

Date	Num	Name	Memo	Account	Class	Paid Amount
04/12/21		Special District Risk Managemen...	<b>Member #7665, Life, Vision, DDS &amp; LTD Ins., May 2021</b>	<b>JP Morgan Chase - Primary 7399</b>		
			Employee Life & ADD Insurance - Inv #35214 - May 2021	8020.05 · Employee Health	Belvedere	-44.00
			Employee Life & ADD Insurance - Inv #35214 - May 2021	8020.05 · Employee Health	Tiburon:Paradise Cove	-3.17
			Employee Life & ADD Insurance - Inv #35214 - May 2021	8020.05 · Employee Health	Tiburon	-75.23
			Employee LTD Insurance - Inv #35214 - May 2021	8020.05 · Employee Health	Belvedere	-117.15
			Employee LTD Insurance - Inv #35214 - May 2021	8020.05 · Employee Health	Tiburon:Paradise Cove	-8.44
			Employee LTD Insurance - Inv #35214 - May 2021	8020.05 · Employee Health	Tiburon	-200.27
			Employee DDS Insurance - Inv #35214 - May 2021	8020.05 · Employee Health	Belvedere	-301.59
			Employee DDS Insurance - Inv #35214 - May 2021	8020.05 · Employee Health	Tiburon:Paradise Cove	-21.73
			Employee DDS Insurance - Inv #35214 - May 2021	8020.05 · Employee Health	Tiburon	-515.60
			Employee Vision Insurance - Inv #35214 - May 2021	8020.05 · Employee Health	Belvedere	-52.50
			Employee Vision Insurance - Inv #35214 - May 2021	8020.05 · Employee Health	Tiburon:Paradise Cove	-3.78
			Employee Vision Insurance - Inv #35214 - May 2021	8020.05 · Employee Health	Tiburon	-89.77
TOTAL						-1,433.23
04/05/21	EFT	CalPERS	<b>EFT Health Premium, April 2021, Cust #4163206459</b>	<b>JP Morgan Chase - Primary 7399</b>		
			Active Employee Health Premium - April 2021	8020.05 · Employee Health	Belvedere	-4,797.05
			Active Employee Health Premium - April 2021	8020.05 · Employee Health	Tiburon:Paradise Cove	-345.60
			Active Employee Health Premium - April 2021	8020.05 · Employee Health	Tiburon	-8,201.03
			Retiree Health Premium - April 2021	8022.05 · Reitree Health	Belvedere	-308.45
			Retiree Health Premium - April 2021	8022.05 · Reitree Health	Tiburon:Paradise Cove	-22.22
			Retiree Health Premium - April 2021	8022.05 · Reitree Health	Tiburon	-527.33
			Active Employee Health Premium - April 2021 - Admin Fee	8020.05 · Employee Health	Belvedere	-11.51
			Active Employee Health Premium - April 2021 - Admin Fee	8020.05 · Employee Health	Tiburon:Paradise Cove	-0.83
			Active Employee Health Premium - April 2021 - Admin Fee	8020.05 · Employee Health	Tiburon	-19.68
			Retiree Health Premium - April 2021 - Admin Fee	8022.05 · Reitree Health	Belvedere	-5.39
			Retiree Health Premium - April 2021 - Admin Fee	8022.05 · Reitree Health	Tiburon:Paradise Cove	-0.39
			Retiree Health Premium - March 2021 - Admin Fee	8022.05 · Reitree Health	Tiburon	-9.21
TOTAL						-14,248.69
04/05/21	EFT	PERS	<b>EFT PERS Retirement, March 2021</b>	<b>JP Morgan Chase - Primary 7399</b>		
			Retirement March 2021(Classic 1600 Rate): ER @ 14.194 %; EE @ 3.0%	8019.05 · PERS Retirement	Belvedere	-4,756.40
			Retirement March 2021(Classic 1600 Rate)	8019.05 · PERS Retirement	Tiburon:Paradise Cove	-342.67
			Retirement March 2021(Classic 1600 Rate)	8019.05 · PERS Retirement	Tiburon	-8,131.54
			Retirement March 2021(PEPRA Rates: ER @ 7.732%; EE @ 6.75%	8019.05 · PERS Retirement	Belvedere	-1,917.09
			Retirement March 2021(PEPRA Rate)	8019.05 · PERS Retirement	Tiburon:Paradise Cove	-138.12
			Retirement March 2021(PEPRA Rate)	8019.05 · PERS Retirement	Tiburon	-3,277.45
TOTAL						-18,563.27
03/31/21	7831A	Triola, Joseph	<b>Re-write: Reimb. for S/B Mileage, Aug-Sept, 2020</b>	<b>JP Morgan Chase - Primary 7399</b>		
			Reimb. for M.P. S/B Mileage (Belv), thru 9.5.2020	6018.2 · Standby Mileage Expense R...	Belvedere	-22.43
			Reimb. for M.P. S/B Mileage (Tib), thru 9.5.2020	6018.2 · Standby Mileage Expense R...	Tiburon	-13.61
			Reimb for Belv P&L standby, thru 9.5.2020	6018.2 · Standby Mileage Expense R...	Belvedere	-103.69
			Reimb. for BPS#2 materials, 9.11.2020	7011 · Pumps & Lines Maintenance	Belvedere	-14.70
			Reimb. for BPS#2 materials, 9.11.2020	7027 · Electrical & Instrument	Belvedere	-14.70
TOTAL						-169.13

**Sanitary Distr. No.5 of Marin Co.  
Warrant List Detail**

March 10 through April 13, 2021

Date	Num	Name	Memo	Account	Class	Paid Amount
03/18/21	8139	Alhambra	<b>Acct #547945611762129, Water, Feb - Mar 2021</b>	<b>JP Morgan Chase - Primary 7399</b>		
			Inv #12012314 030521 Water, 2.04.2021 - 3.03.2021	7023 · Janitorial Supplies & Service	Belvedere	-42.73
			Inv #12012314 030521 Water, 2.04.2021 - 3.03.2021	7042 · Paradise Supplies & Chemicals	Tiburon:Paradise Cove	-3.08
			Inv #12012314 030521 Water, 2.04.2021 - 3.03.2021	7023 · Janitorial Supplies & Service	Tiburon	-73.06
TOTAL						-118.87
03/18/21	8140	Cintas Corporation #626	<b>Acct #626-00821, PPE/Safetywear + Service, February 2021</b>	<b>JP Morgan Chase - Primary 7399</b>		
			Inv#0890, #3949, #5015, #2829 PPE/Safetywear, February, 2021	8520 · Personal Protection/Safety Wear	Belvedere	-40.70
			Inv#5015, #3949, 0890, #2829, # PPE/Safetywear, February, 2021	8520 · Personal Protection/Safety Wear	Tiburon:Paradise Cove	-2.93
			Inv#5015, #3949, 0890, #2829, # PPE/Safetywear, February, 2021	8520 · Personal Protection/Safety Wear	Tiburon	-69.59
TOTAL						-113.22
03/18/21	8142	Mill Valley Refuse Service, Inc.	<b>Acct #032945, Garbage Service + 1 yd rental, March 2021</b>	<b>JP Morgan Chase - Primary 7399</b>		
			Garbage Service, Including 1 yd trash + 1 yd cardboard rental, March 2021	7023 · Janitorial Supplies & Service	Belvedere	-94.18
			Garbage Service, Including 1 yd trash + 1 yd cardboard rental, March 2021	7023 · Janitorial Supplies & Service	Tiburon	-160.97
TOTAL						-255.15
03/18/21	8143	Special District Risk Managememe...	<b>Member #7665, Life, Vision, DDS &amp; LTD Ins., April 2021</b>	<b>JP Morgan Chase - Primary 7399</b>		
			Employee Life & ADD Insurance - Inv #35000 - April 2021	8020.05 · Employee Health	Belvedere	-39.11
			Employee Life & ADD Insurance - Inv #35000 - April 2021	8020.05 · Employee Health	Tiburon:Paradise Cove	-2.82
			Employee Life & ADD Insurance - Inv #35000 - April 2021	8020.05 · Employee Health	Tiburon	-66.87
			Employee LTD Insurance - Inv #35000 - April 2021	8020.05 · Employee Health	Belvedere	-107.08
			Employee LTD Insurance - Inv #35000 - April 2021	8020.05 · Employee Health	Tiburon:Paradise Cove	-7.71
			Employee LTD Insurance - Inv #35000 - April 2021	8020.05 · Employee Health	Tiburon	-183.06
			Employee DDS Insurance - Inv #35000 - April 2021	8020.05 · Employee Health	Belvedere	-253.08
			Employee DDS Insurance - Inv #35000 - April 2021	8020.05 · Employee Health	Tiburon:Paradise Cove	-18.23
			Employee DDS Insurance - Inv #35000 - April 2021	8020.05 · Employee Health	Tiburon	-432.67
			Employee Vision Insurance - Inv #35000 - April 2021	8020.05 · Employee Health	Belvedere	-43.65
			Employee Vision Insurance - Inv #35000 - April 2021	8020.05 · Employee Health	Tiburon:Paradise Cove	-3.15
			Employee Vision Insurance - Inv #35000 - April 2021	8020.05 · Employee Health	Tiburon	-74.64
TOTAL						-1,232.07
03/18/21	8144	Staples, Inc.	<b>Acct #60111000714, Office Supplies, February 2021</b>	<b>JP Morgan Chase - Primary 7399</b>		
			Inv #2780275841, Office supplies, February 2021	6047 · Office Supplies	Belvedere	-24.46
			Inv #2780275841, Office supplies, February 2021	6047 · Office Supplies	Tiburon:Paradise Cove	-1.76
			Inv #2780275841, Office supplies, February 2021	6047 · Office Supplies	Tiburon	-41.81
			Inv #2780275841, External Hard Drive, February 2021	8510 · Data/Alarms/IT Supp & Licensi...	Belvedere	-37.02
			Inv #2780275841, External Hard Drive, February 2021	8510 · Data/Alarms/IT Supp & Licensi...	Tiburon:Paradise Cove	-2.67
			Inv #2780275841, External Hard Drive, February 2021	8510 · Data/Alarms/IT Supp & Licensi...	Tiburon	-63.29
TOTAL						-171.01

**Sanitary Distr. No.5 of Marin Co.  
Warrant List Detail**

04/12/21

March 10 through April 13, 2021

Date	Num	Name	Memo	Account	Class	Paid Amount
03/18/21	8145	Verizon Wireless	<b>Acct #0342125502-00001: iPhones, February 2021</b>	<b>JP Morgan Chase - Primary 7399</b>		
			Inv #9870632747: Monthly Charges (\$278.74) New NASPO MA 152 Agm...	8531 · Main Plant Telephones	Belvedere	-100.21
			Inv #9870632747: Monthly Charges (\$278.74) New NASPO MA 152 Agm...	8532 · Paradise Cove Telephones	Tiburon:Paradise Cove	-7.22
			Inv #9870632747: Monthly Charges (\$278.74) New NASPO MA 152 Agm...	8531 · Main Plant Telephones	Tiburon	-171.30
			Inv #9870632747: Taxes, Gov't Surcharges & Fees - February 2021	8531 · Main Plant Telephones	Belvedere	-3.00
			Inv #9870632747: Taxes, Gov't Surcharges & Fees - February 2021	8532 · Paradise Cove Telephones	Tiburon:Paradise Cove	-0.22
			Inv #9870632747: Taxes, Gov't Surcharges & Fees - February 2021	8531 · Main Plant Telephones	Tiburon	-5.13
TOTAL						-287.08
04/13/21	8147	Access Answering Service	<b>Acct #4080C, Answering Service, April 2021</b>	<b>JP Morgan Chase - Primary 7399</b>		
			Inv #25539, Answering Service, April 2021- SSO & Alarm Notifications	8510 · Data/Alarms/IT Supp & Licensi...	Belvedere	-21.57
			Inv #25539, Answering Service, April 2021- SSO & Alarm Notifications	8510 · Data/Alarms/IT Supp & Licensi...	Tiburon:Paradise Cove	-1.55
			Inv #25539, Answering Service, April 2021- SSO & Alarm Notifications	8510 · Data/Alarms/IT Supp & Licensi...	Tiburon	-36.88
TOTAL						-60.00
04/13/21	8148	Alhambra	<b>Acct #547945611762129, Water, March 2021</b>	<b>JP Morgan Chase - Primary 7399</b>		
			Inv #12012314 040221 Water, 3.04.2021 - 3.31.2021	7023 · Janitorial Supplies & Service	Belvedere	-64.68
			Inv #12012314 040221 Water, 3.04.2021 - 3.31.2021	7042 · Paradise Supplies & Chemicals	Tiburon:Paradise Cove	-4.66
			Inv #12012314 040221 Water, 3.04.2021 - 3.31.2021	7023 · Janitorial Supplies & Service	Tiburon	-110.58
TOTAL						-179.92
04/13/21	8149	AT&T	<b>Acct #960732-76375559, March 2021</b>	<b>JP Morgan Chase - Primary 7399</b>		
			PC Plant Telephones, February 2021	8532 · Paradise Cove Telephones	Tiburon:Paradise Cove	-332.38
			PC Pumps & Lines Telephones, February 2021	8533 · Pumps & Lines Telephones	Tiburon:Paradise Cove	-175.07
			Tib Pumps & Lines Telephones, February 2021	8533 · Pumps & Lines Telephones	Tiburon	-308.19
			Belv Pumps & Lines Telephones, March, 2021 (415-435-3918)	8533 · Pumps & Lines Telephones	Belvedere	-14.57
			Tib Pumps & Lines Telephones, March, 2021 (415-435-3918)	8533 · Pumps & Lines Telephones	Tiburon	-24.90
TOTAL						-855.11
04/13/21	8150	Bay Alarm	<b>Acct #274428, Apr - Jun 2021</b>	<b>JP Morgan Chase - Primary 7399</b>		
			Inv #274428210315M, Alarm Monitoring Fees - Burglar & Fire, 4.1.2021 - ...	8510 · Data/Alarms/IT Supp & Licensi...	Belvedere	-92.75
			Inv #274428210315M, Alarm Monitoring Fees - Burglar & Fire, 4.1.2021 - ...	8510 · Data/Alarms/IT Supp & Licensi...	Tiburon:Paradise Cove	-6.68
			Inv #274428210315M, Alarm Monitoring Fees - Burglar & Fire, 4.1.2021 - ...	8510 · Data/Alarms/IT Supp & Licensi...	Tiburon	-158.57
TOTAL						-258.00
04/13/21	8151	Burke, Williams & Sorensen, LLP	<b>Legal Advice, Decemeber 2020, January - February 2021</b>	<b>JP Morgan Chase - Primary 7399</b>		
			Inv #264390, SD5 DCS, December 2020	6039 · Legal	Belvedere	-661.66
			Inv #264390, SD5 DCS, December 2020	6039 · Legal	Tiburon:Paradise Cove	-47.67
			Inv #264390, SD5 DCS, December 2020	6039 · Legal	Tiburon	-1,131.17
			Inv #264390, SD5 CVD19, December 2020	6039 · Legal	Belvedere	-226.49
			Inv #264390, SD5 CVD19, December 2020	6039 · Legal	Tiburon:Paradise Cove	-16.32
			Inv #264390, SD5 CVD19, December 2020	6039 · Legal	Tiburon	-387.19
			Inv #265502, SD5 DCS, January 2020	6039 · Legal	Belvedere	-351.05
			Inv #265502, SD5 DCS, January 2020	6039 · Legal	Tiburon:Paradise Cove	-25.29
			Inv #265502, SD5 DCS, January 2020	6039 · Legal	Tiburon	-600.16
			Inv #265502, CVD19, January 2020	6039 · Legal	Belvedere	-90.59

**Sanitary Distr. No.5 of Marin Co.  
Warrant List Detail**

March 10 through April 13, 2021

Date	Num	Name	Memo	Account	Class	Paid Amount
			Inv #265502, CVD19, January 2020	6039 · Legal	Tiburon:Paradise Cove	-6.53
			Inv #265502, CVD19, January 2020	6039 · Legal	Tiburon	-154.88
			Inv #265502, SD5 HR, January 2020	6039 · Legal	Belvedere	-702.10
			Inv #265502, SD5 HR, January 2020	6039 · Legal	Tiburon:Paradise Cove	-50.58
			Inv #265502, SD5 HR, January 2020	6039 · Legal	Tiburon	-1,200.32
			Inv #266946, SD5 DCS, February 2020	6039 · Legal	Belvedere	-192.51
			Inv #266946, SD5 DCS, February 2020	6039 · Legal	Tiburon:Paradise Cove	-13.87
			Inv #266946, SD5 DCS, February 2020	6039 · Legal	Tiburon	-329.12
			Inv #266946, SD5 HR, February 2020	6039 · Legal	Belvedere	-781.37
			Inv #266946, SD5 HR, February 2020	6039 · Legal	Tiburon:Paradise Cove	-56.29
			Inv #266946, SD5 HR, February 2020	6039 · Legal	Tiburon	-1,335.84
			Inv #266946, SD5 3SV, February 2020	6039 · Legal	Belvedere	-486.94
			Inv #266946, SD5 3SV, February 2020	6039 · Legal	Tiburon:Paradise Cove	-35.08
			Inv #266946, SD5 3SV, February 2020	6039 · Legal	Tiburon	-832.48
			Inv #266946, SD5 MISC, February 2020	6039 · Legal	Belvedere	-249.13
			Inv #266946, SD5 MISC, February 2020	6039 · Legal	Tiburon:Paradise Cove	-17.95
			Inv #266946, SD5 MISC, February 2020	6039 · Legal	Tiburon	-425.92
TOTAL						-10,408.50
<b>04/13/21</b>	<b>8152</b>	<b>Caltest Analytical Laboratory</b>	<b>M.P./P.C. Lab Sampling, March 2021</b>	<b>JP Morgan Chase - Primary 7399</b>		
			M.P. - B: #9362, #9401, #9627, #9712, #9863, #0074, #0228 - March 2021	7051 · Main Plant Lab Monitoring	Belvedere	-770.02
			P.C.: Inv #9361, #9649, #0202 - March 2020	7052 · Paradise Cove Monitoring	Tiburon:Paradise Cove	-724.85
			M.P. - T: #9362, #9401, #9627, #9712, #9863, #0074, #0228 - March 2021	7051 · Main Plant Lab Monitoring	Tiburon	-1,316.18
TOTAL						-2,811.05
<b>04/13/21</b>	<b>8153</b>	<b>Caltronics Business Systems, I...</b>	<b>Acct #SD15, Multi-purpose Copier Contract, March 2021</b>	<b>JP Morgan Chase - Primary 7399</b>		
			Inv #3206323, Konica Multi-purpose copier (C308) contract, March 2021	6047 · Office Supplies	Belvedere	-57.21
			Inv #3206323, Konica Multi-purpose copier (C308) contract, March 2021	6047 · Office Supplies	Tiburon:Paradise Cove	-4.12
			Inv #3206323, Konica Multi-purpose copier (C308) contract, March 2021	6047 · Office Supplies	Tiburon	-97.82
TOTAL						-159.15
<b>04/13/21</b>	<b>8155</b>	<b>CSRMA California Sanitation Ri...</b>	<b>File No. 3007360, D.O.L.: 12.8.2020, April 2021</b>	<b>JP Morgan Chase - Primary 7399</b>		
			Inv #3633, File No. 3007360, D.O.L.: 12.8.2020	6033.3 · Physical Property Damage - ...	Belvedere	-2,847.71
			Inv #3633, File No. 3007360, D.O.L.: 12.8.2020	6033.3 · Physical Property Damage - ...	Tiburon:Paradise Cove	-205.16
			Inv #3633, File No. 3007360, D.O.L.: 12.8.2020	6033.3 · Physical Property Damage - ...	Tiburon	-4,868.44
TOTAL						-7,921.31
<b>04/13/21</b>	<b>8156</b>	<b>Department of Motor Vehicles</b>	<b>Acct #037060, DL Pull Notices + Replenishment, April 2021 for FY20-...</b>	<b>JP Morgan Chase - Primary 7399</b>		
			Fund replenishment for \$1.00 pull notices - April 2021 for FY20-21	6025 · Dues & Subscriptions	Belvedere	-26.96
			Fund replenishment for \$1.00 pull notices - April 2021 for FY20-21	6025 · Dues & Subscriptions	Tiburon:Paradise Cove	-1.94
			Fund replenishment for \$1.00 pull notices - April 2021 for FY20-21	6025 · Dues & Subscriptions	Tiburon	-46.10
TOTAL						-75.00

## Sanitary Distr. No.5 of Marin Co.

## Warrant List Detail

March 10 through April 13, 2021

04/12/21

Date	Num	Name	Memo	Account	Class	Paid Amount
04/13/21	8157	DKF Solutions Group, LLC	<b>My Safety Officer Monthly Subscription, April 2021</b>	<b>JP Morgan Chase - Primary 7399</b>		
			Inv #10774, My Safety Officer Monthly Subscription Fee, April 2021	8515 · Safety	Belvedere	-125.83
			Inv #10774, My Safety Officer Monthly Subscription Fee, April 2021	8515 · Safety	Tiburon:Paradise Cove	-9.07
			Inv #10774, My Safety Officer Monthly Subscription Fee, April 2021	8515 · Safety	Tiburon	-215.10
TOTAL						-350.00
04/13/21	8158	Fastenal Company	<b>CASA10962, M.P. Supplies, April 2021</b>	<b>JP Morgan Chase - Primary 7399</b>		
			Inv #CASA166371, M.P. Supplies replenishment, April 2021	7021 · Plant Maintenance Supplies	Belvedere	-84.15
			Inv #CASA166371, M.P. Supplies replenishment, April 2021	7021 · Plant Maintenance Supplies	Tiburon	-143.84
			Inv #CASA166371, safety equipment replenishment, April 2021	8515 · Safety	Belvedere	-9.61
			Inv #CASA166371, safety equipment replenishment, April 2021	8515 · Safety	Tiburon:Paradise Cove	-0.69
			Inv #CASA166371, safety equipment replenishment, April 2021	8515 · Safety	Tiburon	-16.42
TOTAL						-254.71
04/13/21	8159	Febrino Tree Service	<b>M.P. Grounds Maint., April 2021</b>	<b>JP Morgan Chase - Primary 7399</b>		
			Inv #1571, M.P. Grounds Maint., Tree Trimming, April 2020	7028 · Grounds Maintenance	Belvedere	-1,181.12
			Inv #1571, M.P. Grounds Maint., Tree Trimming, April 2020	7028 · Grounds Maintenance	Tiburon	-2,018.88
TOTAL						-3,200.00
04/13/21	8160	FireMaster	<b>Annual Fire Extinguisher Maintenance, March 2021</b>	<b>JP Morgan Chase - Primary 7399</b>		
			Inv #825713, Maintenance, recharge dry chem, new extinguishers & servi...	8515 · Safety	Belvedere	-123.31
			Inv #825713, Maintenance, recharge dry chem, new extinguishers & servi...	8515 · Safety	Tiburon:Paradise Cove	-8.88
			Inv #825713, Maintenance, recharge dry chem, new extinguishers & servi...	8515 · Safety	Tiburon	-210.81
TOTAL						-343.00
04/13/21	8161	Goodman Building Supply Co.	<b>Acct #20070, BP&amp;L, March 2021</b>	<b>JP Morgan Chase - Primary 7399</b>		
			Inv #820090, M.P. Supplies, March 2021	7021 · Plant Maintenance Supplies	Belvedere	-12.28
			Inv #820893, P.C. Supplies, March 2021	7042 · Paradise Supplies & Chemicals	Tiburon:Paradise Cove	-14.70
			Inv #820090, M.P. Supplies, March 2021	7021 · Plant Maintenance Supplies	Tiburon	-20.99
TOTAL						-47.97
04/13/21	8162	Grainger	<b>Acct #810128785, P.C. Parts &amp; Service, April 2021</b>	<b>JP Morgan Chase - Primary 7399</b>		
			Inv #810128785, M.P. Supplies, April 2021	7021 · Plant Maintenance Supplies	Belvedere	-103.96
			Inv #810128785, M.P. Supplies, April 2021	7021 · Plant Maintenance Supplies	Tiburon	-177.71
TOTAL						-281.67
04/13/21	8163	Hach Company	<b>Acct #108400, M.P. Lab Supplies, March 2021</b>	<b>JP Morgan Chase - Primary 7399</b>		
			Order #316322196, Hach WHIM SCADA Software, March 2021	8510 · Data/Alarms/IT Supp & Licensi...	Belvedere	-329.23
			Order #316322196, Hach WHIM SCADA Software, March 2021	8510 · Data/Alarms/IT Supp & Licensi...	Tiburon	-562.75
TOTAL						-891.98



**Sanitary Distr. No.5 of Marin Co.  
Warrant List Detail**

04/12/21

March 10 through April 13, 2021

Date	Num	Name	Memo	Account	Class	Paid Amount
04/13/21	8164	HDR Engineering, Inc.	<b>Consulting, MCSD5 Cilxn Sys Mstr Plan, March 2021</b>  Inv #1200331679, HDR Collection System Master Plan, March 2021 Inv #1200331679, HDR Collection System Master Plan, March 2021 Inv #1200331679, HDR Collection System Master Plan, March 2021	<b>JP Morgan Chase - Primary 7399</b>  6017 · Consulting Fees 6017 · Consulting Fees 6017 · Consulting Fees	Belvedere Tiburon:Paradise Cove Tiburon	-6,776.69 -488.22 -11,585.40
TOTAL						-18,850.31
04/13/21	8165	Jackson's Hardware, Inc.	<b>Acct #7601, M.P. supplies, March 2021</b>  Inv #77563, M.P. Supplies, March 2021 Inv #77563, M.P. Supplies, March 2021	<b>JP Morgan Chase - Primary 7399</b>  7021 · Plant Maintenance Supplies 7021 · Plant Maintenance Supplies	Belvedere Tiburon	-64.16 -109.67
TOTAL						-173.83
04/13/21	8166	JM Integration, LLC	<b>M.P. Parts &amp; Service, March 2021</b>  Inv #21052, #21054, Troubleshoot PLC Issues & hypo pump #3 compata... Inv #21052, #21054, Troubleshoot PLC Issues & hypo pump #3 compata... Inv #21055, ER Service at P.C. Equipment (panel failure), April 2021 Inv #2050, Field service @ TPS #5, April 2020	<b>JP Morgan Chase - Primary 7399</b>  7022 · Plant Maint. Parts & Service 7022 · Plant Maint. Parts & Service 7041 · Paradise Parts & Service 7011 · Pumps & Lines Maintenance	Belvedere Tiburon Tiburon:Paradise Cove Tiburon	-6,484.46 -11,083.83 -728.32 -588.32
TOTAL						-18,884.93
04/13/21	8167	Larry Walker Associates, Inc.	<b>Tech Support for M.P. NPDES Reg. Assistance, March 2021</b>  Inv #00113.10-14 & Inv #00113.10-17, P.C. Regulatory Assistance, thru ...	<b>JP Morgan Chase - Primary 7399</b>  7061 · Main Plant NPDES Renewal	Tiburon:Paradise Cove	-3,402.00
TOTAL						-3,402.00
04/13/21	8168	Lystek Int'l, LTD	<b>Biosolids Transport, March 2021</b>  Inv #153-387, Biosolids Transport to Lystek Facility, March 2021 Inv #153-387, Biosolids Transport to Lystek Facility, March 2021	<b>JP Morgan Chase - Primary 7399</b>  7029 · Main Plant Sludge Disposal 7029 · Main Plant Sludge Disposal	Belvedere Tiburon	-278.91 -476.74
TOTAL						-755.65
04/13/21	8169	Maltby Electric Supply Co., Inc.	<b>Cust No.15953, BPS P&amp;L, March 2021</b>  Inv #S1940632.001 & Inv #S1939471.001, Inv #S1937540.001, Belv PS ... Inv #S1936254.002, M.P. Replacement Supplies, March 2021 Inv #S1936254.002, M.P. Replacement Supplies, March 2021 Inv #S1936254.003, M.P. Switch Spring Return Rotary Lever(s), March 2... Inv #S1936254.003, M.P. Switch Spring Return Rotary Lever(s), March 2...	<b>JP Morgan Chase - Primary 7399</b>  7011 · Pumps & Lines Maintenance 7021 · Plant Maintenance Supplies 7021 · Plant Maintenance Supplies 7022 · Plant Maint. Parts & Service 7022 · Plant Maint. Parts & Service	Belvedere Belvedere Tiburon Belvedere Tiburon	-212.46 -34.88 -59.62 -426.44 -728.92
TOTAL						-1,462.32
04/13/21	8170	Marin County Registrar of Voters	<b>Election Set up Fee, March 2021</b>  Election Set-Up Fee for 2020 Elections, March 2021 Election Set-Up Fee for 2020 Elections, March 2021 Election Set-Up Fee for 2020 Elections, March 2021	<b>JP Morgan Chase - Primary 7399</b>  6026 · Elections 6026 · Elections 6026 · Elections	Belvedere Tiburon:Paradise Cove Tiburon	-89.88 -6.48 -153.64
TOTAL						-250.00

**Sanitary Distr. No.5 of Marin Co.  
Warrant List Detail**

04/12/21

March 10 through April 13, 2021

Date	Num	Name	Memo	Account	Class	Paid Amount
04/13/21	8171	Marin Resource Recovery Center	<b>Cust #02-1527 0, M.P. Disposal, March 2021</b>  Inv #1332125, Tx#: 1705385, M.P. Disposal, March 2021 Inv #1332125, Tx#: 1705385, M.P. Disposal, March 2021	<b>JP Morgan Chase - Primary 7399</b>  7023 · Janitorial Supplies & Service 7023 · Janitorial Supplies & Service	Belvedere Tiburon	-29.34 -50.16 <hr/>
TOTAL						-79.50
04/13/21	8172	MidAmerica	<b>Acct#: SD5MARIN0G5, 2021 Rates, Jul - Dec 2021 (AJE FY21-22)</b>  (2021 Rates) HRA Retiree Health Reimbursements for Jul - Dec 2021 - T... (2021 Rates) HRA Retiree Health Reimbursements for Jul - Dec 2021 - T... (2021 Rates) HRA Retiree Health Reimbursements for Jul - Dec 2021 - T...	<b>JP Morgan Chase - Primary 7399</b>  8022.05 · Reitree Health 8022.05 · Reitree Health 8022.05 · Reitree Health	Belvedere Tiburon:Paradise Cove Tiburon	-10,738.41 -773.64 -18,358.35 <hr/>
TOTAL						-29,870.40
04/13/21	8173	Mill Valley Refuse Service, Inc.	<b>Acct #032945, Garbage Service + 1 yd rental, April 2021</b>  Garbage Service, Including 1 yd trash + 1 yd cardboard rental, April 2021 Garbage Service, Including 1 yd trash + 1 yd cardboard rental, April 2021	<b>JP Morgan Chase - Primary 7399</b>  7023 · Janitorial Supplies & Service 7023 · Janitorial Supplies & Service	Belvedere Tiburon	-94.18 -160.97 <hr/>
TOTAL						-255.15
04/13/21	8174	Miller Pacific Engineering Group	<b>Geotech Srvcs, Las Lomas Line re Cove Rd Force Main Project, Dec...</b>  Inv #212681 & Inv #22945, Geotech Srvcs - Cove Rd Force Main Project... Inv #212681 & Inv #22945, Geotech Srvcs - Cove Rd Force Main Project...	<b>JP Morgan Chase - Primary 7399</b>  9311.1 · Cove Rd FM - Engineering 9311.1 · Cove Rd FM - Engineering	Belvedere Tiburon	-2,087.92 -3,568.88 <hr/>
TOTAL						-5,656.80
04/13/21	8175	Nute Engineering Corp.	<b>Consulting &amp; Engr. Srvcs., February 2021</b>  Inv #21365, Cove Rd Force Main Project - Belv, February 2021 (20%) Inv #21339, Cove Rd Force Main Project - Tib, February 2021 (80%)	<b>JP Morgan Chase - Primary 7399</b>  6017 · Consulting Fees 6017 · Consulting Fees	Belvedere Tiburon	-686.19 -2,744.77 <hr/>
TOTAL						-3,430.96
04/13/21	8176	Office Depot	<b>Acct #6011 5642 0308 4271,Off. + Janitorial Supplies, February 2020</b>  Inv #154018678002, Janitorial Supplies, February 2020 Inv #154018678002, Janitorial Supplies, February 2020 Inv #154018678002, Office Supplies, February 2020 Inv #154018678002, Office Supplies, February 2020	<b>JP Morgan Chase - Primary 7399</b>  7023 · Janitorial Supplies & Service 7023 · Janitorial Supplies & Service 6047 · Office Supplies 6047 · Office Supplies	Belvedere Tiburon Belvedere Tiburon	-10.18 -17.41 -10.18 -17.41 <hr/>
TOTAL						-55.18

**Sanitary Distr. No.5 of Marin Co.  
Warrant List Detail**

March 10 through April 13, 2021

Date	Num	Name	Memo	Account	Class	Paid Amount
04/13/21	8177	Pacific Gas & Electric	<b>Acct #2908031411-4, Utilities, March 2021</b>	<b>JP Morgan Chase - Primary 7399</b>		
			Acct #2908031411-4, Main Plant Utilities, February 2021	8542 · Main Plant Utilities	Belvedere	-5,499.94
			Acct #2908031411-4, P.C. Plant Utilities, February 2021	8543 · Paradise Cove Utilities	Tiburon:Paradise Cove	-1,323.56
			Acct #2908031411-4, Main Plant Utilities, February 2021	8542 · Main Plant Utilities	Tiburon	-9,401.02
			Acct #2908031411-4, Belv Pump St Utilities, February 2021	8544 · Pump Station Utilities	Belvedere	-1,379.14
			Acct #2908031411-4, P.C. Pump St Utilities, February 2021	8544 · Pump Station Utilities	Tiburon:Paradise Cove	-251.70
			Acct #2908031411-4, Tib Pump St Utilities, February 2021	8544 · Pump Station Utilities	Tiburon	-1,682.18
			*Please note Chk #8137 was inadvertently duplicated from January warra...	8542 · Main Plant Utilities	Belvedere	-0.01
			February PG&E bill was in the amount of \$19,697.49	8543 · Paradise Cove Utilities	Tiburon:Paradise Cove	-0.01
			PG&E received SD5 Chk #8137, in the amount of \$21,816.40 on 3.17....	8542 · Main Plant Utilities	Tiburon	-0.01
			SD5's April 2021 bill from PG&E will show a credit of \$2,118.91 (PG&...	8543 · Paradise Cove Utilities	Tiburon:Paradise Cove	-0.01
			\$2,118.91 Credit issued/FY20-21 3-zone split (35.95%)	8542 · Main Plant Utilities	Belvedere	761.75
			\$2,118.91 Credit issued/FY20-21 3-zone split (2.59%)	8543 · Paradise Cove Utilities	Tiburon:Paradise Cove	54.88
			\$2,118.91 Credit issued/FY20-21 3-zone split (61.46%)	8542 · Main Plant Utilities	Tiburon	1,302.29
TOTAL						-17,418.66
04/13/21	8178	Peterson	<b>Cust #-5656305, P.C. P&amp;L, April 2021</b>	<b>JP Morgan Chase - Primary 7399</b>		
			Inv #SW270052996, Inspection/Service re BPS#3, April 2021	7011 · Pumps & Lines Maintenance	Belvedere	-2,124.66
			Inv #SW270052770, SW270052880, SW270052839, Maintenance & Rep...	7011 · Pumps & Lines Maintenance	Tiburon	-4,215.44
			Inv #SW270052799, Parts & Service @ M.P. Generator, April 2021	7022 · Plant Maint. Parts & Service	Belvedere	-1,653.24
			Inv #SW270052799, Parts & Service @ M.P. Generator, April 2021	7022 · Plant Maint. Parts & Service	Tiburon	-2,825.87
TOTAL						-10,819.21
04/13/21	8179	Redwood Engineering	<b>Consulting &amp; Engr. Svcs., April 2021</b>	<b>JP Morgan Chase - Primary 7399</b>		
			Inv #5983, ER Replacement (80LF) at 1669 Tiburon Blvd., April 2021	7013 · Emergency Line Repair	Tiburon	-23,880.00
TOTAL						-23,880.00
04/13/21	8180	Ross Valley SD	<b>Public Outreach Svcs, COVID19 Ed., February 2021</b>	<b>JP Morgan Chase - Primary 7399</b>		
			Inv #IN100417, RVSD Public Outreach Srvc - COVID19 TV Ad Campaign...	6059 · Pollution Prevention/Public Edu	Belvedere	-536.37
			Inv #IN100417, RVSD Public Outreach Srvc - COVID19 TV Ad Campaign...	6059 · Pollution Prevention/Public Edu	Tiburon:Paradise Cove	-38.64
			Inv #IN100417, RVSD Public Outreach Srvc - COVID19 TV Ad Campaign...	6059 · Pollution Prevention/Public Edu	Tiburon	-916.99
TOTAL						-1,492.00
04/13/21	8181	Roy's Sewer Service, Inc.	<b>P&amp;L, March 2021</b>	<b>JP Morgan Chase - Primary 7399</b>		
			Inv #211672, Cleared 4" line at SD5 M.P., as directed, 3.1.2021	7011 · Pumps & Lines Maintenance	Belvedere	-146.90
			Inv #211672, Cleared 4" line at SD5 M.P., as directed, 3.1.2021	7011 · Pumps & Lines Maintenance	Tiburon	-251.10
			Inv #211764, Cleared line at 127 Golden Gate Avenue, as directed, 3.10.21	7011 · Pumps & Lines Maintenance	Belvedere	-1,343.25
			Inv #211936, Cleared line at Vistazo West, as directed, 3.17.21	7011 · Pumps & Lines Maintenance	Tiburon	-525.00
			Inv #211930, Cleared line at 1 Spring Lane, as directed, 3.13.21	7011 · Pumps & Lines Maintenance	Belvedere	-525.00
			Inv #211616, Night work: Cleaned SD5 M.P. Grit Chamber, as directed, 2...	7011 · Pumps & Lines Maintenance	Tiburon	-597.00
TOTAL						-3,388.25

**Sanitary Distr. No.5 of Marin Co.  
Warrant List Detail**

04/12/21

March 10 through April 13, 2021

Date	Num	Name	Memo	Account	Class	Paid Amount
04/13/21	8182	SASM	<b>Bioassay Testing, January - March 2021</b>	<b>JP Morgan Chase - Primary 7399</b>		
			Inv #3286, Bioassay testing service, January - March, 2021	7051 · Main Plant Lab Monitoring	Belvedere	-664.38
			Inv #3286, Bioassay testing service, January - March, 2021	7051 · Main Plant Lab Monitoring	Tiburon	-1,135.62
TOTAL						-1,800.00
04/13/21	8183	Telstar Instrument, Inc.	<b>Cust #SANDI, M.P. Parts &amp; Srvc., March 2021</b>	<b>JP Morgan Chase - Primary 7399</b>		
			Inv #107247, Denora Chlorvac replacement equipment, March 2021	7022 · Plant Maint. Parts & Service	Belvedere	-4,488.55
			Inv #107247, Denora Chlorvac replacement equipment, March 2021	7022 · Plant Maint. Parts & Service	Tiburon	-7,672.26
TOTAL						-12,160.81
04/13/21	8184	Tiburon Mail Services	<b>Account1, Postage, March 2021</b>	<b>JP Morgan Chase - Primary 7399</b>		
			Returned P&L Parts & Service/C Bilsborough, March 2021	6056 · Postage	Belvedere	-27.45
			Returned P&L Parts & Service/C Bilsborough, March 2021	6056 · Postage	Tiburon:Paradise Cove	-1.98
			Returned P&L Parts & Service/C Bilsborough, March 2021	6056 · Postage	Tiburon	-46.92
TOTAL						-76.35
04/13/21	8185	Town of Tiburon	<b>Fuel, February 2021</b>	<b>JP Morgan Chase - Primary 7399</b>		
			Fuel, February 2021	7071 · Fuel	Belvedere	-328.92
			Fuel, February 2021	7071 · Fuel	Tiburon:Paradise Cove	-23.70
			Fuel, February 2021	7071 · Fuel	Tiburon	-562.31
TOTAL						-914.93
04/13/21	8186	Transene Company Inc.	<b>Acct #400M14, M.P. Lab Supplies &amp; Chemicals, March 2021</b>	<b>JP Morgan Chase - Primary 7399</b>		
			Inv #190567, M.P. Chemicals & Lab Supplies- Sulfuric Acid Solution & Ac...	7025 · Lab Supplies & Chemicals	Belvedere	-252.34
			Inv #190567, P.C. Chemicals & Lab Supplies- Sulfuric Acid Solution & Ac...	7042 · Paradise Supplies & Chemicals	Tiburon:Paradise Cove	-18.18
			Inv #190567, M.P. Chemicals & Lab Supplies- Sulfuric Acid Solution & Ac...	7025 · Lab Supplies & Chemicals	Tiburon	-431.39
			Inv #190567, M.P. SASM Chemicals & Lab Supplies- Sulfuric Acid Soluti...	7025 · Lab Supplies & Chemicals	Belvedere	-259.08
			Inv #190567, M.P. SASM Chemicals & Lab Supplies- Sulfuric Acid Soluti...	7025 · Lab Supplies & Chemicals	Tiburon	-442.82
TOTAL						-1,403.81
04/13/21	8187	U.S. Bank	<b>Acct#:4246-0441-0158-3635, February-March 2021</b>	<b>JP Morgan Chase - Primary 7399</b>		
			#0822:/9545: Zoom	6018.1 · Meetings & Travel	Belvedere	-19.77
			#0822:/9545: Zoom	6018.1 · Meetings & Travel	Tiburon:Paradise Cove	-1.42
			#0822:/9545: Zoom	6018.1 · Meetings & Travel	Tiburon	-33.80
			#0822:/9545: IT Office supplies (chargers & wires, etc.), Amazon	6047 · Office Supplies	Belvedere	-122.03
			#0822:/9545: IT Office supplies (chargers & wires, etc.), Amazon	6047 · Office Supplies	Tiburon:Paradise Cove	-8.79
			#0822:/9545: IT Office supplies (chargers & wires, etc.), Amazon	6047 · Office Supplies	Tiburon	-208.61
			#0822:/9545: Return-receipt postage re (28) Violation Notices, USPO	6056 · Postage	Belvedere	-124.75
			#0822:/9545: Return-receipt postage re (28) Violation Notices, USPO	6056 · Postage	Tiburon:Paradise Cove	-8.99
			#0822:/9545: Return-receipt postage re (28) Violation Notices, USPO	6056 · Postage	Tiburon	-213.26
			#0822:/9545: M.P. Supplies, Harbor Freight	7021 · Plant Maintenance Supplies	Belvedere	-25.34
			#0822:/9545: M.P. Supplies, Harbor Freight	7021 · Plant Maintenance Supplies	Tiburon	-43.31
			#0822:/9545: Chain Hoist @ P.C., Global Industries	8515 · Safety	Tiburon:Paradise Cove	-2,291.64
TOTAL						-3,101.71

**Sanitary Distr. No.5 of Marin Co.  
Warrant List Detail**

04/12/21

March 10 through April 13, 2021

Date	Num	Name	Memo	Account	Class	Paid Amount
04/13/21	8188	Univar	<b>Cust ID #STDT001, Chemicals, March 2021</b>	<b>JP Morgan Chase - Primary 7399</b>		
			Inv #49060766, Sodium Hypochlorite 12.5% (\$0.7001/Gal), March 2021	7024 · Main Plant Chemicals	Belvedere	-680.83
			Inv #49060766, Sodium Hypochlorite 12.5% (\$0.7001/Gal), March 2021	7042 · Paradise Supplies & Chemicals	Tiburon:Paradise Cove	-49.05
			Inv #49060766, Sodium Hypochlorite 12.5% (\$0.7001/Gal), March 2021	7024 · Main Plant Chemicals	Tiburon	-1,163.94
TOTAL						-1,893.82
04/13/21	8189	USA BlueBook	<b>Cust #933682, Safety/PPE Supplies, March 2021</b>	<b>JP Morgan Chase - Primary 7399</b>		
			Inv #520858, SD5 Collxn System Chemicals (all zones), March 2021	7024 · Main Plant Chemicals	Belvedere	-143.97
			Inv #520858, SD5 Collxn System Chemicals (all zones), March 2021	7042 · Paradise Supplies & Chemicals	Tiburon	-10.37
			Inv #520858, SD5 Collxn System Chemicals (all zones), March 2021	7024 · Main Plant Chemicals	Tiburon	-246.13
TOTAL						-400.47
04/13/21	8190	Waste Management of Redwoo...	<b>Acct #507-0000190-1507-2, Sludge Disposal, March 2021</b>	<b>JP Morgan Chase - Primary 7399</b>		
			Inv #0102270-1507-9, Sludge Disposal - 3 Drop-offs, 28.18 tons, March 2...	7029 · Main Plant Sludge Disposal	Belvedere	-427.36
			Inv #0102270-1507-9, Sludge Disposal - 3 Drop-offs, 28.18 tons, March 2...	7029 · Main Plant Sludge Disposal	Tiburon	-730.49
TOTAL						-1,157.85
04/13/21	8191	Water Components & Building ...	<b>Acct #454, M.P. Maint. Supplies, March 2021</b>	<b>JP Morgan Chase - Primary 7399</b>		
			Inv #30549684, Materials for SD5 Collxn System, March 2021	7011 · Pumps & Lines Maintenance	Belvedere	-118.08
			Inv #30549684, Materials for SD5 Collxn System, March 2021	7011 · Pumps & Lines Maintenance	Tiburon:Paradise Cove	-8.51
			Inv #30549684, Materials for SD5 Collxn System, March 2021	7011 · Pumps & Lines Maintenance	Tiburon	-201.88
TOTAL						-328.47
04/13/21	8192	Water Environment Federation	<b>Member ID #17978425, Rulon Cottrell, April 2020 (AJE FY21-22)</b>	<b>JP Morgan Chase - Primary 7399</b>		
			Rulon Cottrell - 2021 WEF Membership Dues, Code #RE90BE (exp 5.31....	6025 · Dues & Subscriptions	Belvedere	-9.95
			Rulon Cottrell - 2021 WEF Membership Dues, Code #RE90BE (exp 5.31....	6025 · Dues & Subscriptions	Tiburon:Paradise Cove	-0.72
			Rulon Cottrell - 2021 WEF Membership Dues, Code #RE90BE (exp 5.31....	6025 · Dues & Subscriptions	Tiburon	-17.01
			Rulon Cottrell - 2021 WEF Membership Dues, Code #RE90BE (exp 5.31....	6025 · Dues & Subscriptions	Belvedere	-109.41
			Rulon Cottrell - 2021 WEF Membership Dues, Code #RE90BE (exp 5.31....	6025 · Dues & Subscriptions	Tiburon:Paradise Cove	-7.88
			Rulon Cottrell - 2021 WEF Membership Dues, Code #RE90BE (exp 5.31....	6025 · Dues & Subscriptions	Tiburon	-187.03
TOTAL						-332.00
04/13/21	8193	Weco Industries	<b>Acct #-MARINC, P&amp;L, March 2021</b>	<b>JP Morgan Chase - Primary 7399</b>		
			Inv #0047288-IN, equipment for P&L use - March 2021	7011 · Pumps & Lines Maintenance	Belvedere	-241.07
			Inv #0047288-IN, equipment for P&L use - March 2021	7011 · Pumps & Lines Maintenance	Tiburon:Paradise Cove	-17.37
			Inv #0047288-IN, equipment for P&L use - March 2021	7011 · Pumps & Lines Maintenance	Tiburon	-412.13
TOTAL						-670.57

**Sanitary Distr. No.5 of Marin Co.  
Warrant List Detail**

04/12/21

March 10 through April 13, 2021

Date	Num	Name	Memo	Account	Class	Paid Amount
04/13/21	8194	WorkSmart Automation, Inc.	<b>SD5 Comm System Maintenance, April 2021</b>	<b>JP Morgan Chase - Primary 7399</b>		
			Inv #5092, Corrected RAS Pump Lead + updated HMI Panels w SCADA ...	8510 · Data/Alarms/IT Supp & Licensi...	Belvedere	-495.39
			Inv #5092, Corrected RAS Pump Lead + updated HMI Panels w SCADA ...	8510 · Data/Alarms/IT Supp & Licensi...	Tiburon:Paradise Cove	-35.69
			Inv #5092, Corrected RAS Pump Lead + updated HMI Panels w SCADA ...	8510 · Data/Alarms/IT Supp & Licensi...	Tiburon	-846.92
TOTAL						-1,378.00
04/13/21	8195	Bilsborough, Chad	<b>FY20-21 PPE, March 2021</b>	<b>JP Morgan Chase - Primary 7399</b>		
			C Bilsborough, PPE Reimb., March 2021	8520 · Personal Protection/Safety Wear	Belvedere	-78.18
			C Bilsborough, PPE Reimb., March 2021	8520 · Personal Protection/Safety Wear	Tiburon:Paradise Cove	-5.63
			C Bilsborough, PPE Reimb., March 2021	8520 · Personal Protection/Safety Wear	Tiburon	-133.65
TOTAL						-217.46
04/13/21	8196	La Torre, Daniel P.	<b>PPE Reimb., March 2021</b>	<b>JP Morgan Chase - Primary 7399</b>		
			La Torre, PPE Reimbursement, March 2021	8520 · Personal Protection/Safety Wear	Belvedere	-58.36
			La Torre, PPE Reimbursement, March 2021	8520 · Personal Protection/Safety Wear	Tiburon:Paradise Cove	-4.20
			La Torre, PPE Reimbursement, March 2021	8520 · Personal Protection/Safety Wear	Tiburon	-99.78
TOTAL						-162.34
04/13/21	8197	Rosser, John	<b>Reimb. for S/B Mileage, February thru March 2021</b>	<b>JP Morgan Chase - Primary 7399</b>		
			Reimb. for M.P. S/B Mileage, Belvedere, thru 2.16.2021 -3.29.2021	6018.2 · Standby Mileage Expense R...	Belvedere	-424.44
			Reimb. for M.P. S/B Mileage, Tiburon, thru 2.16.2021 -3.29.2021	6018.2 · Standby Mileage Expense R...	Tiburon	-49.04
TOTAL						-473.48
04/13/21	8198	Triola, Joseph	<b>Reimb. for S/B Mileage, March 2021</b>	<b>JP Morgan Chase - Primary 7399</b>		
			Reimb. for M.P. S/B Mileage (Tib) thru 3.13.2021	6018.2 · Standby Mileage Expense R...	Tiburon	-52.64
			Reimb. for BPS#1 Flowmeter, 3.23.2021	9311.2 · Cove Rd FM - Const, Ph I	Belvedere	-28.78
TOTAL						-81.42

MAR 11, 2021

**SANITARY DISTRICT NO 5 - 0400-2116  
PO BOX 227  
BELVEDERE TIBURON, CA 94920**

**CHECK DATE :** 03/15/2021 WEEK 12  
**PERIOD BEGIN :** 03/01/2021  
**PERIOD END :** 03/15/2021

**Dear Paychex Preview Client,**

**Enclosed are your payroll reports and checks. Please verify that all information is accurate and correct. If there are any questions or concerns, please contact us immediately.**

**If you have tax deposits due, ensure the deposits are initiated at least one banking day prior to the due date to avoid penalties. We will assume that these deposits were made on the due dates and they will be reflected on your returns accordingly.**

**This is a summary of your payroll transactions of the check date of 03/15/2021. It does not reflect miscellaneous administrative charges. Please refer to your Paychex Human Resource Services invoice(s) for any additional cash required for this check date.**

**PAYROLL TOTALS**

DIRECT DEPOSIT DEBITED FROM YOUR ACCOUNT	29871.30		
READYCHEX DEBITED FROM YOUR ACCOUNT	0.00	NUMBER OF PAYROLL CHECKS	13
<b>TOTAL NET PAYROLL</b>	<b>29871.30</b>		

BILLING PAYMENT	235.50 ✓	Withdrawal made by PAYCHEX INC. on above check date.	
-----------------	----------	--	--

AMOUNT DEBITED FROM TAX ACCOUNT	17122.15		
TOTAL TAX LIABILITY DUE BY CLIENT	0.00	NUMBER OF CHECKS PRINTED	13
<b>TOTAL TAX LIABILITY</b>	<b>17122.15 ✓</b>		

**ADJUSTMENTS TO TAX LIABILITY**

<b>TOTAL ADJUSTMENTS</b>	-0.00		
<b>TOTAL NET PAYROLL, TAX LIABILITY, AND SERVICES</b>	46993.45		
<b>TOTAL COST OF PAYROLL</b>	47228.95	NUMBER OF MANUAL/VOID TRANSACTIONS	0

**Important: If you filed Form 7200, Advance Payment of Employer Credits Due to COVID-19, please notify your Paychex representative so that credits are accurately reported on Form 941.**

**TAX DEPOSITS DUE**

<b>TAX AGENCY</b>	<b>TAXPAY</b>	<b>NON-TAXPAY</b>	<b>DUE DATE</b>	
FEDERAL	14504.85		03/19/2021	Deposit made by PAYCHEX INC. on your behalf.
STATE - CA	2617.30		03/19/2021	Deposit made by PAYCHEX INC. on your behalf.

MAR 29, 2021

SANITARY DISTRICT NO 5 - 0400-2116  
PO BOX 227  
BELVEDERE TIBURON, CA 94920

CHECK DATE : 03/31/2021 WEEK 14  
PERIOD BEGIN : 03/16/2021  
PERIOD END : 03/31/2021

dc  
r

Dear Paychex Preview Client,

Enclosed are your payroll reports and checks. Please verify that all information is accurate and correct. If there are any questions or concerns, please contact us immediately.

If you have tax deposits due, ensure the deposits are initiated at least one banking day prior to the due date to avoid penalties. We will assume that these deposits were made on the due dates and they will be reflected on your returns accordingly.

This is a summary of your payroll transactions of the check date of 03/31/2021. It does not reflect miscellaneous administrative charges. Please refer to your Paychex Human Resource Services invoice(s) for any additional cash required for this check date.

**PAYROLL TOTALS**

DIRECT DEPOSIT DEBITED FROM YOUR ACCOUNT	30679.22		
READYCHEX DEBITED FROM YOUR ACCOUNT	0.00	NUMBER OF PAYROLL CHECKS	13
<b>TOTAL NET PAYROLL</b>	<b>30679.22</b>		
BILLING PAYMENT	235.50 /	Withdrawal made by PAYCHEX INC. on above check date.	
AMOUNT DEBITED FROM TAX ACCOUNT	17199.62		
TOTAL TAX LIABILITY DUE BY CLIENT	0.00		
<b>TOTAL TAX LIABILITY</b>	<b>17199.62 /</b>	<b>NUMBER OF CHECKS PRINTED</b>	<b>13</b>
<b>ADJUSTMENTS TO TAX LIABILITY</b>			
<b>TOTAL ADJUSTMENTS</b>	-0.00		
<b>TOTAL NET PAYROLL, TAX LIABILITY, AND SERVICES</b>	<b>47878.84</b>		
<b>TOTAL COST OF PAYROLL</b>	<b>48114.34</b>	NUMBER OF MANUAL/VOID TRANSACTIONS	0

**Important: If you filed Form 7200, Advance Payment of Employer Credits Due to COVID-19, please notify your Paychex representative so that credits are accurately reported on Form 941.**

**TAX DEPOSITS DUE**

TAX AGENCY	TAXPAY	NON-TAXPAY	DUE DATE	
FEDERAL	14628.27		04/07/2021	Deposit made by PAYCHEX INC. on your behalf.
STATE - CA	2571.35		04/07/2021	Deposit made by PAYCHEX INC. on your behalf.



MAR 29, 2021

SANITARY DISTRICT NO 5 - 0400-2116  
PO BOX 227  
BELVEDERE TIBURON, CA 94920

CHECK DATE : 03/31/2021-2 WEEK 14  
PERIOD BEGIN : 03/16/2021  
PERIOD END : 03/31/2021

*de*

Dear Paychex Preview Client,

Enclosed are your payroll reports and checks. Please verify that all information is accurate and correct. If there are any questions or concerns, please contact us immediately.

If you have tax deposits due, ensure the deposits are initiated at least one banking day prior to the due date to avoid penalties. We will assume that these deposits were made on the due dates and they will be reflected on your returns accordingly.

This is a summary of your payroll transactions of the check date of 03/31/2021. It does not reflect miscellaneous administrative charges. Please refer to your Paychex Human Resource Services invoice(s) for any additional cash required for this check date.

**PAYROLL TOTALS**

DIRECT DEPOSIT DEBITED FROM YOUR ACCOUNT	187.88		
READYCHEX DEBITED FROM YOUR ACCOUNT	0.00	NUMBER OF PAYROLL CHECKS	1
<b>TOTAL NET PAYROLL</b>	187.88 ✓		

BILLING PAYMENT	20.25 ✓	Withdrawal made by PAYCHEX INC. on above check date.	
-----------------	---------	--	--

AMOUNT DEBITED FROM TAX ACCOUNT	68.89 ✓		
TOTAL TAX LIABILITY DUE BY CLIENT	0.00		
<b>TOTAL TAX LIABILITY</b>	68.89	<b>NUMBER OF CHECKS PRINTED</b>	1

**ADJUSTMENTS TO TAX LIABILITY**

<b>TOTAL ADJUSTMENTS</b>	-0.00		
<b>TOTAL NET PAYROLL, TAX LIABILITY, AND SERVICES</b>	256.77		
<b>TOTAL COST OF PAYROLL</b>	277.02	<b>NUMBER OF MANUAL/VOID TRANSACTIONS</b>	0

Important: If you filed Form 7200, Advance Payment of Employer Credits Due to COVID-19, please notify your Paychex representative so that credits are accurately reported on Form 941.

**TAX DEPOSITS DUE**

TAX AGENCY	TAXPAY	NON-TAXPAY	DUE DATE	
FEDERAL	14672.16		04/07/2021	Deposit made by PAYCHEX INC. on your behalf.
STATE - CA	2596.35		04/07/2021	Deposit made by PAYCHEX INC. on your behalf.

MAR 29, 2021

SANITARY DISTRICT NO 5 - 0400-2116  
PO BOX 227  
BELVEDERE TIBURON, CA 94920

CHECK DATE : 03/31/2021-3 WEEK 14  
PERIOD BEGIN : 03/16/2021  
PERIOD END : 03/31/2021

*de*  
*n*

Dear Paychex Preview Client,

Enclosed are your payroll reports and checks. Please verify that all information is accurate and correct. If there are any questions or concerns, please contact us immediately.

If you have tax deposits due, ensure the deposits are initiated at least one banking day prior to the due date to avoid penalties. We will assume that these deposits were made on the due dates and they will be reflected on your returns accordingly.

This is a summary of your payroll transactions of the check date of 03/31/2021. It does not reflect miscellaneous administrative charges. Please refer to your Paychex Human Resource Services invoice(s) for any additional cash required for this check date.

**PAYROLL TOTALS**

DIRECT DEPOSIT DEBITED FROM YOUR ACCOUNT	2841.44		
READYCHEX DEBITED FROM YOUR ACCOUNT	0.00	NUMBER OF PAYROLL CHECKS	1
<b>TOTAL NET PAYROLL</b>	<b>2841.44</b>		
BILLING PAYMENT	20.25	Withdrawal made by PAYCHEX INC. on above check date.	
TOTAL TAX LIABILITY DUE BY CLIENT	0.00		
<b>TOTAL TAX LIABILITY</b>	<b>0.00</b>	<b>NUMBER OF CHECKS PRINTED</b>	<b>1</b>
<b>ADJUSTMENTS TO TAX LIABILITY</b>			
<b>TOTAL ADJUSTMENTS</b>	<b>-0.00</b>		
<b>TOTAL NET PAYROLL, TAX LIABILITY, AND SERVICES</b>	<b>2841.44</b>		
<b>TOTAL COST OF PAYROLL</b>	<b>2861.69</b>	<b>NUMBER OF MANUAL/VOID TRANSACTIONS</b>	<b>0</b>

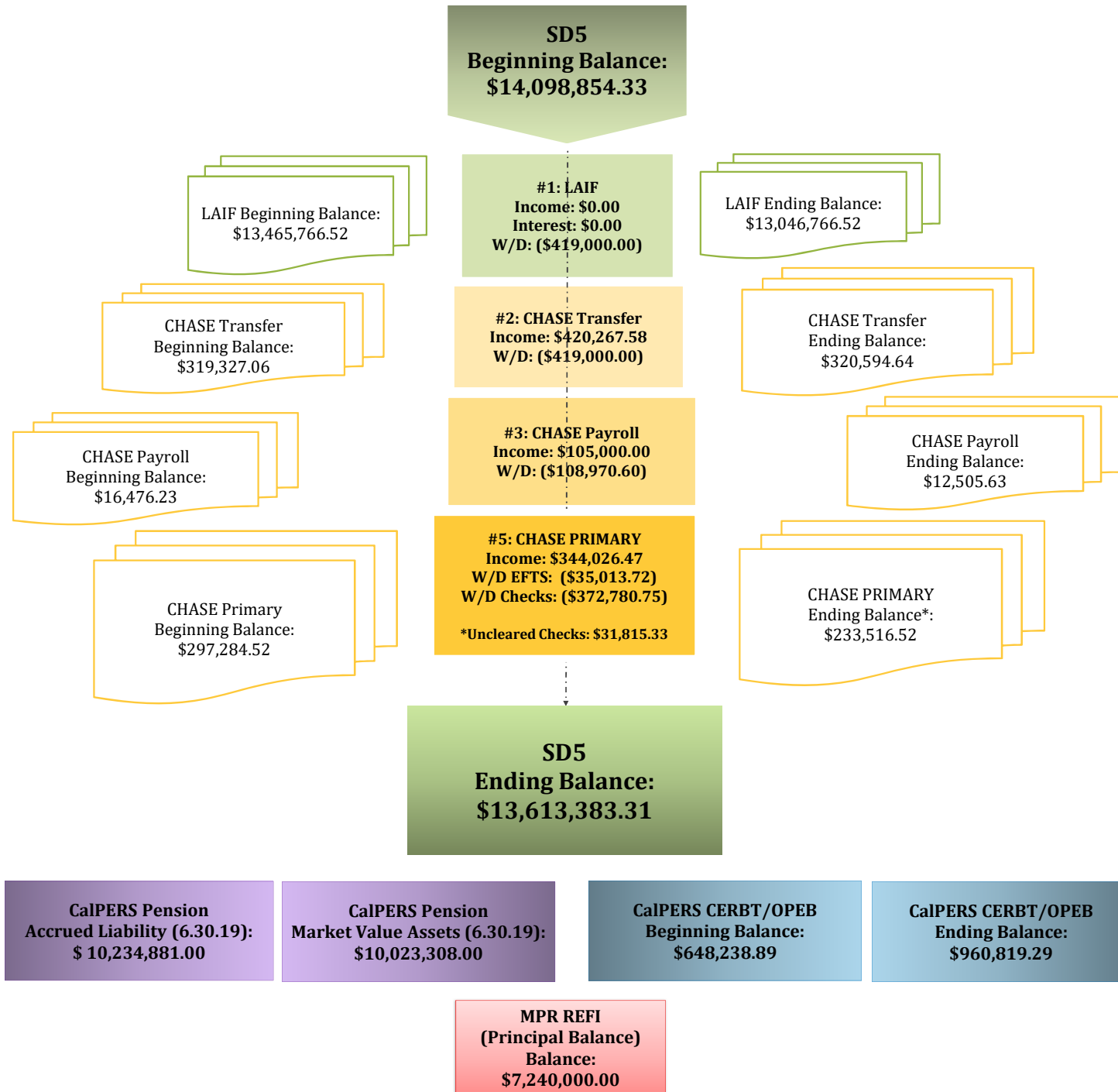
**Important: If you filed Form 7200, Advance Payment of Employer Credits Due to COVID-19, please notify your Paychex representative so that credits are accurately reported on Form 941.**

**TAX DEPOSITS DUE**

<b>TAX AGENCY</b>	<b>TAXPAY</b>	<b>NON-TAXPAY</b>	<b>DUE DATE</b>	
FEDERAL	14672.16		04/07/2021	Deposit made by PAYCHEX INC. on your behalf.
STATE - CA	2596.35		04/07/2021	Deposit made by PAYCHEX INC. on your behalf.

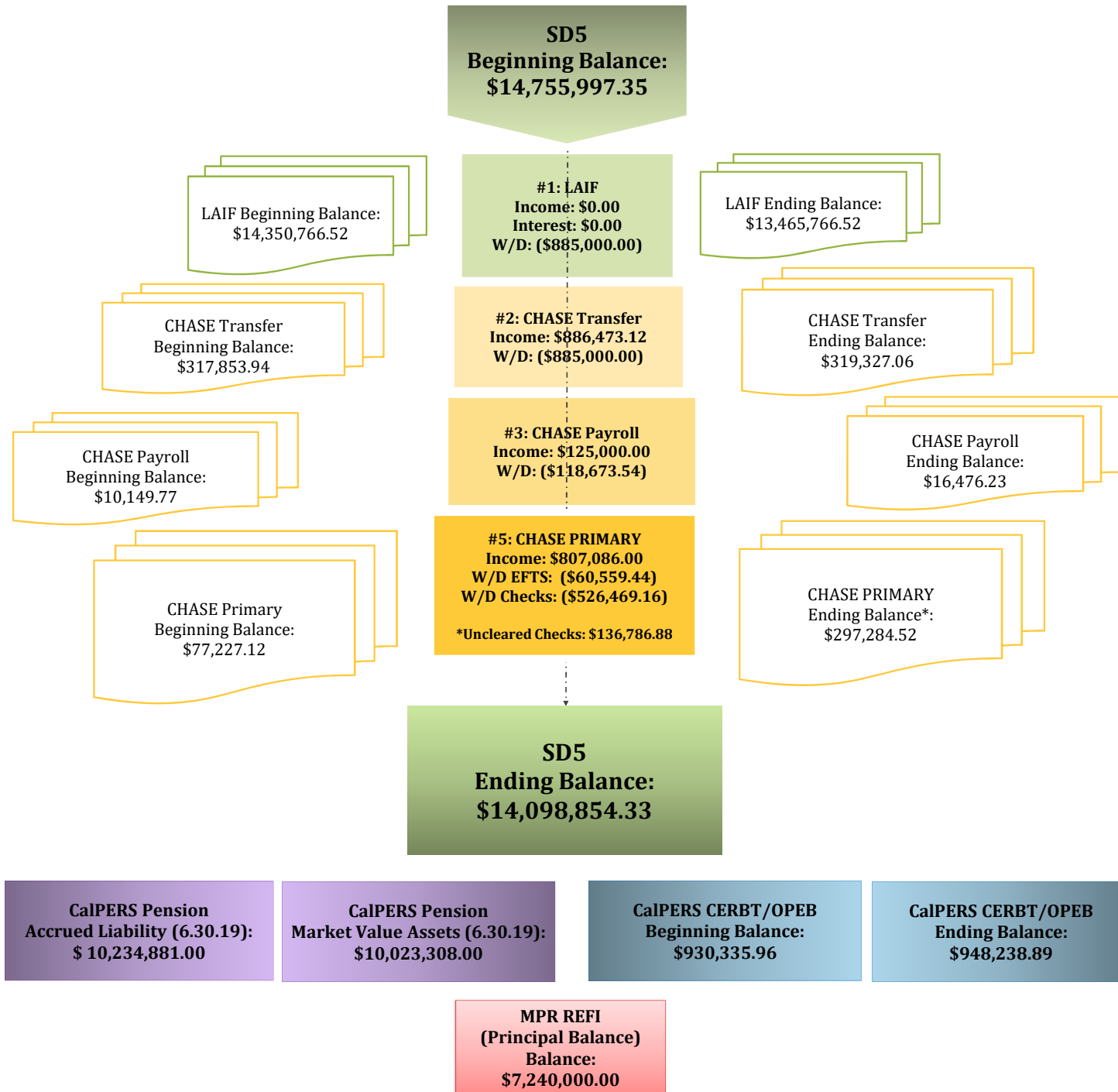
# CASH FLOW CHART

SANITARY DISTRICT NO. 5 OF MARIN COUNTY: MARCH 2021



# CASH FLOW CHART

SANITARY DISTRICT NO. 5 OF MARIN COUNTY: FEBRUARY 2021



Sanitary Distr. No.5 of Marin Co.  
Comparative Balance Sheet  
As of March 31, 2021

	Mar 31, 21	Feb 28, 21	\$ Change
<b>ASSETS</b>			
Current Assets			
Checking/Savings			
Local Agency Investment Fund			
Belvedere			
Belvedere Operating	3,148,014.06	3,225,155.72	-77,141.66
Belvedere Operating Reserve	516,923.05	516,923.05	0.00
Belvedere Capital & CIP Reserve	1,840,399.58	1,895,862.39	-55,462.81
Belvedere PERS Retirement Trust	366,215.00	366,215.00	0.00
Belvedere Disaster Recovery Fnd	356,250.00	356,250.00	0.00
<b>Total Belvedere</b>	<b>6,227,801.69</b>	<b>6,360,406.16</b>	<b>-132,604.47</b>
Tiburon			
Tiburon Operating	1,323,618.97	1,537,662.95	-214,043.98
Tiburon Operating Reserve	683,930.00	683,930.00	0.00
Tiburon Capital & CIP Reserve	3,153,925.86	3,226,277.41	-72,351.55
Tiburon PERS Retirement Trust	661,740.00	661,740.00	0.00
Tiburon Disaster Recovery Fund	643,750.00	643,750.00	0.00
<b>Total Tiburon</b>	<b>6,466,964.83</b>	<b>6,753,360.36</b>	<b>-286,395.53</b>
Local Agency Investment Fund - Other	352,000.00	352,000.00	0.00
<b>Total Local Agency Investment Fund</b>	<b>13,046,766.52</b>	<b>13,465,766.52</b>	<b>-419,000.00</b>
JP Morgan Chase - Primary 7399	210,981.19	159,057.64	51,923.55
JP Morgan Chase - Payroll 7506	7,261.33	16,476.23	-9,214.90
JP Morgan Chase - Transfer 7522	320,594.64	319,327.06	1,267.58
<b>Total Checking/Savings</b>	<b>13,585,603.68</b>	<b>13,960,627.45</b>	<b>-375,023.77</b>
Accounts Receivable			
Accounts Receivable	19,120.43	19,120.43	0.00
<b>Total Accounts Receivable</b>	<b>19,120.43</b>	<b>19,120.43</b>	<b>0.00</b>
Other Current Assets			
Petty Cash	881.92	881.92	0.00
<b>Total Other Current Assets</b>	<b>881.92</b>	<b>881.92</b>	<b>0.00</b>
<b>Total Current Assets</b>	<b>13,605,606.03</b>	<b>13,980,629.80</b>	<b>-375,023.77</b>
Fixed Assets	19,228,004.19	19,228,004.19	0.00
Other Assets			
Debt Issuance Cost	93,188.00	93,188.00	0.00
<b>Total Other Assets</b>	<b>93,188.00</b>	<b>93,188.00</b>	<b>0.00</b>
<b>TOTAL ASSETS</b>	<b>32,926,798.22</b>	<b>33,301,821.99</b>	<b>-375,023.77</b>
<b>LIABILITIES &amp; EQUITY</b>			
Liabilities			
Current Liabilities			
Accounts Payable			
2000 - Accounts Payable	-48,378.72	0.00	-48,378.72
<b>Total Accounts Payable</b>	<b>-48,378.72</b>	<b>0.00</b>	<b>-48,378.72</b>
Other Current Liabilities			
Deferred Income for Permits	2,300.00	2,300.00	0.00
Compensated Absences Current	133,202.91	133,202.91	0.00
Retainage Payable	147,512.77	147,512.77	0.00
MPR Rev Bond Interest Payable	50,341.00	50,341.00	0.00
MPR Rev Bonds Payable Current	660,000.00	660,000.00	0.00
<b>Total Other Current Liabilities</b>	<b>993,356.68</b>	<b>993,356.68</b>	<b>0.00</b>
<b>Total Current Liabilities</b>	<b>944,977.96</b>	<b>993,356.68</b>	<b>-48,378.72</b>
Long Term Liabilities			
2061 - OPEB Related Liability	809,282.00	809,282.00	0.00
Pension-related Liabilities	-484,265.00	-484,265.00	0.00
MPR Revenue Bonds Payable	7,240,000.00	7,240,000.00	0.00
<b>Total Long Term Liabilities</b>	<b>7,565,017.00</b>	<b>7,565,017.00</b>	<b>0.00</b>
<b>Total Liabilities</b>	<b>8,509,994.96</b>	<b>8,558,373.68</b>	<b>-48,378.72</b>
Equity			
3900 - Net Assets	26,485,416.11	26,485,416.11	0.00
Net Income	-2,068,612.85	-1,741,967.80	-326,645.05
<b>Total Equity</b>	<b>24,416,803.26</b>	<b>24,743,448.31</b>	<b>-326,645.05</b>
<b>TOTAL LIABILITIES &amp; EQUITY</b>	<b>32,926,798.22</b>	<b>33,301,821.99</b>	<b>-375,023.77</b>

**Sanitary Distr. No.5 of Marin Co.**  
**Annual Budget vs Actual Expenses**  
**July 2020 through March 2021**

	Jul '20 - Mar 21	Budget	\$ Over Budget	% of Bu...
<b>Ordinary Income/Expense</b>				
<b>Income</b>				
<b>5000 · Property Taxes</b>				
5001.2 · TEETER	479,514.16	700,000.00	-220,485.84	68.5%
5002 · UNSEC	16,276.23	13,000.00	3,276.23	125.2%
5003 · PUNS / PRIOR UNSECURED	493.50	0.00	493.50	100.0%
5004 · REDEMPTION / RDMPT	502.56	500.00	2.56	100.5%
5006 · SPLU	332.41	100.00	232.41	332.4%
5041 · SUPSEC	9,858.63	15,000.00	-5,141.37	65.7%
5043 · SECU	86.54	0.00	86.54	100.0%
5046 · Excess ERAF	228,132.83	250,000.00	-21,867.17	91.3%
5280 · HOPTR	1,844.73	3,333.00	-1,488.27	55.3%
5483 · Other tax	3,691.39			
<b>Total 5000 · Property Taxes</b>	<b>740,732.98</b>	<b>981,933.00</b>	<b>-241,200.02</b>	<b>75.4%</b>
<b>5007 · Sewer Service Charge</b>				
5007.1 · Sewer Service - Tiburon Ops	1,358,301.61	2,523,700.00	-1,165,398.39	53.8%
5007.5 · Sewer Service - Tiburon Cap	65,285.72	121,313.00	-56,027.28	53.8%
5007.2 · Sewer Service-Belv Ops	775,841.78	1,400,843.00	-625,001.22	55.4%
5007.3 · Sewer Service-Belv Cap	506,541.33	914,600.00	-408,058.67	55.4%
5007.4 · Other User Fees	0.00	24,826.00	-24,826.00	0.0%
<b>Total 5007 · Sewer Service Charge</b>	<b>2,705,970.44</b>	<b>4,985,282.00</b>	<b>-2,279,311.56</b>	<b>54.3%</b>
<b>5201 · Interest</b>				
5201.1 · Interest County of Marin	136.53			
5201.2 · Interest LAIF	51,298.07	156,402.00	-105,103.93	32.8%
<b>Total 5201 · Interest</b>	<b>51,434.60</b>	<b>156,402.00</b>	<b>-104,967.40</b>	<b>32.9%</b>
<b>5900.3 · Connection Fees</b>				
5900.30 · Connection Permit Fees	5,875.00	11,062.00	-5,187.00	53.1%
5900.31 · Collection	70,425.86	100,000.00	-29,574.14	70.4%
5900.34 · Treatment	73,327.14	100,000.00	-26,672.86	73.3%
<b>Total 5900.3 · Connection Fees</b>	<b>149,628.00</b>	<b>211,062.00</b>	<b>-61,434.00</b>	<b>70.9%</b>
<b>5900.4 · Inspection Permit Fees</b>	16,028.00	11,062.00	4,966.00	144.9%
<b>5900.5 · SASM Expense Reimb.</b>	35,240.86	101,680.00	-66,439.14	34.7%
<b>5900.9 · Other Income</b>	0.00	100.00	-100.00	0.0%
<b>5900.10 · Paradise Sewer Line Ext. Fees</b>	0.00	13,806.00	-13,806.00	0.0%
<b>Total Income</b>	<b>3,699,034.88</b>	<b>6,461,327.00</b>	<b>-2,762,292.12</b>	<b>57.2%</b>
<b>Gross Profit</b>	<b>3,699,034.88</b>	<b>6,461,327.00</b>	<b>-2,762,292.12</b>	<b>57.2%</b>
<b>Expense</b>				
<b>6000 · Administrative Expenses</b>				
6001 · Advertising	365.00	1,000.00	-635.00	36.5%
6008 · Audit & Accounting	28,350.03	35,000.00	-6,649.97	81.0%
6017 · Consulting Fees	301,068.04	200,000.00	101,068.04	150.5%
6018 · Travel & Meetings				
6018.1 · Meetings & Travel	2,068.55	7,000.00	-4,931.45	29.6%
6018.2 · Standby Mileage Expense Reimb	5,826.37	8,000.00	-2,173.63	72.8%
<b>Total 6018 · Travel &amp; Meetings</b>	<b>7,894.92</b>	<b>15,000.00</b>	<b>-7,105.08</b>	<b>52.6%</b>
6020 · Continuing Education	3,001.78	10,000.00	-6,998.22	30.0%
6021 · County Fees	10,358.00	16,500.00	-6,142.00	62.8%
6024 · Director Fees	2,700.00	9,000.00	-6,300.00	30.0%
6025 · Dues & Subscriptions	20,212.95	34,000.00	-13,787.05	59.4%
6026 · Elections	0.00	9,000.00	-9,000.00	0.0%
6033 · Insurance Property & Liability				
6033.1 · PLP Public Entity Phys Damage	15,456.00	23,301.00	-7,845.00	66.3%
6033.2 · General Liability	43,337.00	43,291.00	46.00	100.1%
6033.3 · Physical Property Damage - Auto	3,730.00	1,435.00	2,295.00	259.9%
<b>Total 6033 · Insurance Property &amp; Liability</b>	<b>62,523.00</b>	<b>68,027.00</b>	<b>-5,504.00</b>	<b>91.9%</b>

**Sanitary Distr. No.5 of Marin Co.**  
**Annual Budget vs Actual Expenses**  
**July 2020 through March 2021**

	Jul '20 - Mar 21	Budget	\$ Over Budget	% of Bu...
6039 · Legal	11,106.00	50,000.00	-38,894.00	22.2%
6047 · Office Supplies	7,844.41	13,000.00	-5,155.59	60.3%
6056 · Postage	322.18	1,000.00	-677.82	32.2%
6059 · Pollution Prevention/Public Edu	3,526.19	5,000.00	-1,473.81	70.5%
6065 · Miscellaneous Expense	0.00			
<b>Total 6000 · Administrative Expenses</b>	<b>459,272.50</b>	<b>466,527.00</b>	<b>-7,254.50</b>	<b>98.4%</b>
<b>7000 · Ops &amp; Maintenance Expenses</b>				
<b>7010 · Pumps &amp; Lines Maintenance</b>				
7011 · Pumps & Lines Maintenance	26,524.98	50,000.00	-23,475.02	53.0%
7013 · Emergency Line Repair	-7,076.82	50,000.00	-57,076.82	-14.2%
<b>Total 7010 · Pumps &amp; Lines Maintenance</b>	<b>19,448.16</b>	<b>100,000.00</b>	<b>-80,551.84</b>	<b>19.4%</b>
<b>7020 · Main Plant Maintenance</b>				
7021 · Plant Maintenance Supplies	16,073.67	15,000.00	1,073.67	107.2%
7022 · Plant Maint. Parts & Service	78,195.95	100,000.00	-21,804.05	78.2%
7023 · Janitorial Supplies & Service	4,525.85	9,000.00	-4,474.15	50.3%
7024 · Main Plant Chemicals	68,128.12	105,000.00	-36,871.88	64.9%
7025 · Lab Supplies & Chemicals	6,857.78	15,000.00	-8,142.22	45.7%
7027 · Electrical & Instrument	3,036.10	5,000.00	-1,963.90	60.7%
7028 · Grounds Maintenance	690.76	5,000.00	-4,309.24	13.8%
7029 · Main Plant Sludge Disposal	26,500.91	40,000.00	-13,499.09	66.3%
<b>Total 7020 · Main Plant Maintenance</b>	<b>204,009.14</b>	<b>294,000.00</b>	<b>-89,990.86</b>	<b>69.4%</b>
<b>7040 · Paradise Cove Plant Maint</b>				
7041 · Paradise Parts & Service	8,927.03	10,000.00	-1,072.97	89.3%
7042 · Paradise Supplies & Chemicals	4,888.29	5,000.00	-111.71	97.8%
7043 · Paradise Sludge Disposal	2,645.00	8,000.00	-5,355.00	33.1%
<b>Total 7040 · Paradise Cove Plant Maint</b>	<b>16,460.32</b>	<b>23,000.00</b>	<b>-6,539.68</b>	<b>71.6%</b>
<b>7050 · Monitoring</b>				
7051 · Main Plant Lab Monitoring	30,094.30	50,000.00	-19,905.70	60.2%
7052 · Paradise Cove Monitoring	10,438.20	15,000.00	-4,561.80	69.6%
7053 · Chronic Toxicity	0.00			
<b>Total 7050 · Monitoring</b>	<b>40,532.50</b>	<b>65,000.00</b>	<b>-24,467.50</b>	<b>62.4%</b>
<b>7060 · Permits/Fees</b>				
7061 · Main Plant NPDES Renewal	-544.00			
7062 · Permits/Fees - General	42,698.41	41,000.00	1,698.41	104.1%
7063 · Paradise Cove Permits/Fees	7,500.18	8,000.00	-499.82	93.8%
7064 · Paradise Cove NPDES Renewal	4,828.50	40,000.00	-35,171.50	12.1%
<b>Total 7060 · Permits/Fees</b>	<b>54,483.09</b>	<b>89,000.00</b>	<b>-34,516.91</b>	<b>61.2%</b>
<b>7070 · Truck Maintenance</b>				
7071 · Fuel	5,900.15	8,000.00	-2,099.85	73.8%
7072 · Truck Maintenance	22,229.14	8,000.00	14,229.14	277.9%
<b>Total 7070 · Truck Maintenance</b>	<b>28,129.29</b>	<b>16,000.00</b>	<b>12,129.29</b>	<b>175.8%</b>
<b>Total 7000 · Ops &amp; Maintenance Expenses</b>	<b>363,062.50</b>	<b>587,000.00</b>	<b>-223,937.50</b>	<b>61.9%</b>
<b>8000 · Salaries and Benefits Expenses</b>				
8001 · Salaries	879,742.77	1,143,549.00	-263,806.23	76.9%
8003 · Overtime	78,243.71	100,000.00	-21,756.29	78.2%
8004 · Standby Pay	54,232.14	72,450.00	-18,217.86	74.9%
8005 · Employee Incentives	12,000.00	45,000.00	-33,000.00	26.7%
8006 · Vacation Buyout	23,319.89	25,000.00	-1,680.11	93.3%
8013 · Payroll Taxes	68,148.09	98,212.00	-30,063.91	69.4%
8015 · Payroll/Bank Fees	4,877.86	5,500.00	-622.14	88.7%
8016 · Car Allowance	6,000.01	6,000.00	0.01	100.0%
8019 · PERS Retirement				
8019.05 · PERS Retirement	101,941.46	253,061.00	-151,119.54	40.3%
8019.08 · PERS Retirement - CalPERS UAL	96,367.00	20,000.00	76,367.00	481.8%
8019.10 · PERS Retirement Trust	0.00	313,250.00	-313,250.00	0.0%
8019 · PERS Retirement - Other	0.00			
<b>Total 8019 · PERS Retirement</b>	<b>198,308.46</b>	<b>586,311.00</b>	<b>-388,002.54</b>	<b>33.8%</b>

**Sanitary Distr. No.5 of Marin Co.**  
**Annual Budget vs Actual Expenses**  
**July 2020 through March 2021**

	Jul '20 - Mar 21	Budget	\$ Over Budget	% of Bu...
<b>8020 · Employee Health</b>				
8020.05 · Employee Health	147,543.17	200,653.00	-53,109.83	73.5%
8021 · Employee Health Deductions	-2,137.66			
<b>Total 8020 · Employee Health</b>	<b>145,405.51</b>	<b>200,653.00</b>	<b>-55,247.49</b>	<b>72.5%</b>
<b>8022 · Retiree Health</b>				
8022.05 · Retiree Health	54,819.01	80,994.00	-26,174.99	67.7%
8022.10 · CERBT/OPEB Annual Arc Contribtn	0.00	72,400.00	-72,400.00	0.0%
<b>Total 8022 · Retiree Health</b>	<b>54,819.01</b>	<b>153,394.00</b>	<b>-98,574.99</b>	<b>35.7%</b>
<b>8023 · Workers Comp Insurance</b>	<b>41,318.00</b>	<b>50,250.00</b>	<b>-8,932.00</b>	<b>82.2%</b>
<b>Total 8000 · Salaries and Benefits Expenses</b>	<b>1,566,415.45</b>	<b>2,486,319.00</b>	<b>-919,903.55</b>	<b>63.0%</b>
<b>8500 · Other Operating Expenses</b>				
8510 · Data/Alarms/IT Supp & Licensing	84,801.27	80,000.00	4,801.27	106.0%
8515 · Safety	23,305.33	20,000.00	3,305.33	116.5%
8520 · Personal Protection/Safety Wear	5,545.69	15,000.00	-9,454.31	37.0%
8530 · Telephone				
8531 · Main Plant Telephones	6,652.56	11,000.00	-4,347.44	60.5%
8532 · Paradise Cove Telephones	2,811.91	4,000.00	-1,188.09	70.3%
8533 · Pumps & Lines Telephones	3,845.46	7,000.00	-3,154.54	54.9%
<b>Total 8530 · Telephone</b>	<b>13,309.93</b>	<b>22,000.00</b>	<b>-8,690.07</b>	<b>60.5%</b>
8540 · Utilities				
8541 · Water	5,950.11	5,000.00	950.11	119.0%
8542 · Main Plant Utilities	128,354.65	180,000.00	-51,645.35	71.3%
8543 · Paradise Cove Utilities	12,761.53	13,500.00	-738.47	94.5%
8544 · Pump Station Utilities	32,375.07	35,000.00	-2,624.93	92.5%
<b>Total 8540 · Utilities</b>	<b>179,441.36</b>	<b>233,500.00</b>	<b>-54,058.64</b>	<b>76.8%</b>
<b>Total 8500 · Other Operating Expenses</b>	<b>306,403.58</b>	<b>370,500.00</b>	<b>-64,096.42</b>	<b>82.7%</b>
<b>Total Expense</b>	<b>2,695,154.03</b>	<b>3,910,346.00</b>	<b>-1,215,191.97</b>	<b>68.9%</b>
<b>Net Ordinary Income</b>	<b>1,003,880.85</b>	<b>2,550,981.00</b>	<b>-1,547,100.15</b>	<b>39.4%</b>
<b>Other Income/Expense</b>				
<b>Other Expense</b>				
<b>9100 · Capital Expenditures</b>				
<b>9200 · Main Plant Equipment Capital</b>				
9209 · Screw Press Blend Redundancy	0.00	15,000.00	-15,000.00	0.0%
9212 · Headworks Grinder Replacement	23,486.90	15,000.00	8,486.90	156.6%
9218 · Generator Control Panel	0.00	35,000.00	-35,000.00	0.0%
9219 · Cl2 Flash Mixer	0.00	15,000.00	-15,000.00	0.0%
9220 · M.P. Office + Bath Flooring	0.00	15,000.00	-15,000.00	0.0%
9221 · Portable Fuel Storage Tank	0.00	15,000.00	-15,000.00	0.0%
9225.95 · SCADA Upgrade & Replacement	18,850.01			
9229.8 · Vehicle Replacement	3,000.00			
<b>Total 9200 · Main Plant Equipment Capital</b>	<b>45,336.91</b>	<b>110,000.00</b>	<b>-64,663.09</b>	<b>41.2%</b>
<b>9300 · Pumps &amp; Lines Capital</b>				
9303 · Lateral Camera	362.71			
9306 · PS Pump & Valve Replacements	0.00	50,000.00	-50,000.00	0.0%
9307 · PS Generator Replacement	54.98			
9311 · Cove Rd Force Main Project				
9311.2 · Cove Rd FM - Const, Ph I	1,913,957.10	1,200,000.00	713,957.10	159.5%
<b>Total 9311 · Cove Rd Force Main Project</b>	<b>1,913,957.10</b>	<b>1,200,000.00</b>	<b>713,957.10</b>	<b>159.5%</b>
9312 · Force Main Rehab - Mltpl Sites	0.00	700,000.00	-700,000.00	0.0%
9313 · Manholes/Rodholes	15,097.72	70,000.00	-54,902.28	21.6%
9314 · Portable Emergency Generators	95,587.89	75,000.00	20,587.89	127.5%
9227.8 · Rodder/Vactor Truck	7,891.43			
<b>Total 9300 · Pumps &amp; Lines Capital</b>	<b>2,032,951.83</b>	<b>2,095,000.00</b>	<b>-62,048.17</b>	<b>97.0%</b>



**Sanitary Distr. No.5 of Marin Co.**  
**Annual Budget vs Actual Expenses**  
**July 2020 through March 2021**

	Jul '20 - Mar 21	Budget	\$ Over Budget	% of Bu...
<b>9400 · Paradise Cove Capital</b>				
9401 · P.C. Sewer Line Rehab Prog	0.00	500,000.00	-500,000.00	0.0%
9402 · P.C. Flow Meter Replacement	19,501.62			
9404 · P.C. Infl WWI Access Replcmnt	0.00			
9406 · P.C. Plant Grating Replacement	1,730.73	20,000.00	-18,269.27	8.7%
9415 · P.C. Paint @ Treatment Plant	52,759.00			
<b>Total 9400 · Paradise Cove Capital</b>	73,991.35	520,000.00	-446,008.65	14.2%
<b>9500 · Undesignated Capital</b>				
9510 · Undesignated Cap - M.P.	0.00	25,000.00	-25,000.00	0.0%
9520 · Undesignated Cap - P.C. Plant	26,546.75	10,000.00	16,546.75	265.5%
9530 · Undesignated Cap - P & L	0.00	50,000.00	-50,000.00	0.0%
<b>Total 9500 · Undesignated Capital</b>	26,546.75	85,000.00	-58,453.25	31.2%
<b>Total 9100 · Capital Expenditures</b>	2,178,826.84	2,810,000.00	-631,173.16	77.5%
<b>9700 · Debt Service</b>				
9730 · Debt Service - MPR Project				
9734 · MPR Refi - Principal	660,000.00	660,000.00	0.00	100.0%
9735 · MPR Refi - Interest	190,432.26	190,457.00	-24.74	100.0%
<b>Total 9730 · Debt Service - MPR Project</b>	850,432.26	850,457.00	-24.74	100.0%
<b>Total 9700 · Debt Service</b>	850,432.26	850,457.00	-24.74	100.0%
<b>Total Other Expense</b>	3,029,259.10	3,660,457.00	-631,197.90	82.8%
<b>Net Other Income</b>	-3,029,259.10	-3,660,457.00	631,197.90	82.8%
<b>Net Income</b>	<b>-2,025,378.25</b>	<b>-1,109,476.00</b>	<b>-915,902.25</b>	<b>182.6%</b>

**Sanitary Distr. No.5 of Marin Co.  
Zone Report  
March 2021**

04/08/21

	Paradise C... (Tiburon)	Tiburon - Oth... (Tiburon)	Total Tiburon	Belvedere	TOTAL
<b>Ordinary Income/Expense</b>					
<b>Income</b>					
5000 · Property Taxes					
5004 · REDEMPTION / RDMPT	1.13	26.90	28.03	0.00	28.03
5041 · SUPSEC	50.08	1,189.47	1,239.55	0.00	1,239.55
<b>Total 5000 · Property Taxes</b>	<b>51.21</b>	<b>1,216.37</b>	<b>1,267.58</b>	<b>0.00</b>	<b>1,267.58</b>
5900.3 · Connection Fees					
5900.30 · Connection Permit Fees	0.00	500.00	500.00	0.00	500.00
5900.31 · Collection	0.00	11,880.36	11,880.36	0.00	11,880.36
5900.34 · Treatment	0.00	16,417.64	16,417.64	0.00	16,417.64
<b>Total 5900.3 · Connection Fees</b>	<b>0.00</b>	<b>28,798.00</b>	<b>28,798.00</b>	<b>0.00</b>	<b>28,798.00</b>
5900.4 · Inspection Permit Fees	0.00	650.00	650.00	400.00	1,050.00
<b>Total Income</b>	<b>51.21</b>	<b>30,664.37</b>	<b>30,715.58</b>	<b>400.00</b>	<b>31,115.58</b>
<b>Gross Profit</b>	<b>51.21</b>	<b>30,664.37</b>	<b>30,715.58</b>	<b>400.00</b>	<b>31,115.58</b>
<b>Expense</b>					
6000 · Administrative Expenses					
6001 · Advertising	9.45	224.33	233.78	131.22	365.00
6008 · Audit & Accounting	43.51	1,032.53	1,076.04	603.96	1,680.00
6017 · Consulting Fees	560.35	24,298.26	24,858.61	11,064.59	35,923.20
6018 · Travel & Meetings					
6018.1 · Meetings & Travel	4.28	101.68	105.96	59.48	165.44
6018.2 · Standby Mileage Expense Reimb	0.00	136.22	136.22	346.82	483.04
<b>Total 6018 · Travel &amp; Meetings</b>	<b>4.28</b>	<b>237.90</b>	<b>242.18</b>	<b>406.30</b>	<b>648.48</b>
6020 · Continuing Education	0.00	0.00	0.00	0.00	0.00
6025 · Dues & Subscriptions	-112.28	-2,664.82	-2,777.10	-1,558.73	-4,335.83
6033 · Insurance Property & Liability					
6033.2 · General Liability	-647.79	-15,371.76	-16,019.55	-8,991.45	-25,011.00
<b>Total 6033 · Insurance Property &amp; Liability</b>	<b>-647.79</b>	<b>-15,371.76</b>	<b>-16,019.55</b>	<b>-8,991.45</b>	<b>-25,011.00</b>
6047 · Office Supplies	9.36	222.09	231.45	129.91	361.36
6056 · Postage	0.39	13.33	13.72	7.80	21.52
6065 · Miscellaneous Expense	-1.55	-36.85	-38.40	-21.55	-59.95
<b>Total 6000 · Administrative Expenses</b>	<b>-134.28</b>	<b>7,955.01</b>	<b>7,820.73</b>	<b>1,772.05</b>	<b>9,592.78</b>
7000 · Ops & Maintenance Expenses					
7010 · Pumps & Lines Maintenance					
7011 · Pumps & Lines Maintenance	-27,756.36	-11,787.56	-39,543.92	-1,183.88	-40,727.80
7013 · Emergency Line Repair	0.00	11,914.27	11,914.27	0.00	11,914.27
<b>Total 7010 · Pumps &amp; Lines Maintenance</b>	<b>-27,756.36</b>	<b>126.71</b>	<b>-27,629.65</b>	<b>-1,183.88</b>	<b>-28,813.53</b>
7020 · Main Plant Maintenance					
7021 · Plant Maintenance Supplies	-1,293.35	-1,121.55	-2,414.90	-1,320.65	-3,735.55
7022 · Plant Maint. Parts & Service	89.49	18,343.06	18,432.55	10,658.70	29,091.25
7023 · Janitorial Supplies & Service	0.00	308.39	308.39	180.42	488.81
7024 · Main Plant Chemicals	0.00	11,514.73	11,514.73	6,735.66	18,250.39
7025 · Lab Supplies & Chemicals	0.00	293.47	293.47	171.69	465.16
7027 · Electrical & Instrument	0.00	191.99	191.99	307.52	499.51
7028 · Grounds Maintenance	0.00	259.55	259.55	151.85	411.40
7029 · Main Plant Sludge Disposal	0.00	1,488.03	1,488.03	870.56	2,358.59
<b>Total 7020 · Main Plant Maintenance</b>	<b>-1,203.86</b>	<b>31,277.67</b>	<b>30,073.81</b>	<b>17,755.75</b>	<b>47,829.56</b>
7040 · Paradise Cove Plant Maint					
7041 · Paradise Parts & Service	1,020.79	-1,046.62	-25.83	-602.98	-628.81
7042 · Paradise Supplies & Chemicals	-1,427.79	485.51	-942.28	0.00	-942.28
<b>Total 7040 · Paradise Cove Plant Maint</b>	<b>-407.00</b>	<b>-561.11</b>	<b>-968.11</b>	<b>-602.98</b>	<b>-1,571.09</b>
7050 · Monitoring					
7051 · Main Plant Lab Monitoring	0.00	5,233.13	5,233.13	3,061.57	8,294.70
7052 · Paradise Cove Monitoring	3,643.10	0.00	3,643.10	0.00	3,643.10
7053 · Chronic Toxicity	0.00	-1,245.72	-1,245.72	-728.78	-1,974.50
<b>Total 7050 · Monitoring</b>	<b>3,643.10</b>	<b>3,987.41</b>	<b>7,630.51</b>	<b>2,332.79</b>	<b>9,963.30</b>

**Sanitary Distr. No.5 of Marin Co.**  
**Zone Report**  
**March 2021**

04/08/21

	Paradise C... (Tiburon)	Tiburon - Oth... (Tiburon)	Total Tiburon	Belvedere	TOTAL
<b>7060 · Permits/Fees</b>					
7061 · Main Plant NPDES Renewal	0.00	-5,749.70	-5,749.70	-3,363.80	-9,113.50
7062 · Permits/Fees - General	0.00	2,239.70	2,239.70	1,397.53	3,637.23
7063 · Paradise Cove Permits/Fees	-109.43	-58.33	-167.76	0.00	-167.76
7064 · Paradise Cove NPDES Renewal	4,828.50	0.00	4,828.50	0.00	4,828.50
7060 · Permits/Fees - Other	0.00	-2,021.41	-2,021.41	-1,182.40	-3,203.81
<b>Total 7060 · Permits/Fees</b>	<b>4,719.07</b>	<b>-5,589.74</b>	<b>-870.67</b>	<b>-3,148.67</b>	<b>-4,019.34</b>
<b>7070 · Truck Maintenance</b>					
7071 · Fuel	0.00	0.00	0.00	0.00	0.00
7072 · Truck Maintenance	103.59	2,849.98	2,953.57	1,431.74	4,385.31
<b>Total 7070 · Truck Maintenance</b>	<b>103.59</b>	<b>2,849.98</b>	<b>2,953.57</b>	<b>1,431.74</b>	<b>4,385.31</b>
<b>Total 7000 · Ops &amp; Maintenance Expenses</b>	<b>-20,901.46</b>	<b>32,090.92</b>	<b>11,189.46</b>	<b>16,584.75</b>	<b>27,774.21</b>
<b>8000 · Salaries and Benefits Expenses</b>					
8001 · Salaries	2,512.05	59,371.60	61,883.65	34,867.95	96,751.60
8003 · Overtime	126.14	2,993.26	3,119.40	1,750.85	4,870.25
8004 · Standby Pay	165.39	3,924.68	4,090.07	2,295.68	6,385.75
8007 · Voluntary Deductions	0.00	-185.43	-185.43	0.00	-185.43
8008 · Deferred Comp 457	0.00	4,190.00	4,190.00	0.00	4,190.00
8012 · Wage Garnishments	0.00	300.00	300.00	0.00	300.00
8013 · Payroll Taxes	246.58	2,346.62	2,593.20	3,422.66	6,015.86
8015 · Payroll/Bank Fees	13.24	314.38	327.62	183.88	511.50
8019 · PERS Retirement					
8019.05 · PERS Retirement	513.85	7,874.66	8,388.51	7,073.73	15,462.24
8019 · PERS Retirement - Other	-22.99	-585.39	-608.38	-341.62	-950.00
<b>Total 8019 · PERS Retirement</b>	<b>490.86</b>	<b>7,289.27</b>	<b>7,780.13</b>	<b>6,732.11</b>	<b>14,512.24</b>
8020 · Employee Health					
8020.05 · Employee Health	433.26	10,281.23	10,714.49	6,013.82	16,728.31
8021 · Employee Health Deductions	0.00	-152.38	-152.38	0.00	-152.38
<b>Total 8020 · Employee Health</b>	<b>433.26</b>	<b>10,128.85</b>	<b>10,562.11</b>	<b>6,013.82</b>	<b>16,575.93</b>
8022 · Retiree Health					
8022.05 · Retiree Health	28.44	674.82	703.26	394.73	1,097.99
<b>Total 8022 · Retiree Health</b>	<b>28.44</b>	<b>674.82</b>	<b>703.26</b>	<b>394.73</b>	<b>1,097.99</b>
<b>Total 8000 · Salaries and Benefits Expenses</b>	<b>4,015.96</b>	<b>91,348.05</b>	<b>95,364.01</b>	<b>55,661.68</b>	<b>151,025.69</b>
<b>8500 · Other Operating Expenses</b>					
8510 · Data/Alarms/IT Supp & Licensing	-417.88	-10,117.50	-10,535.38	-5,998.90	-16,534.28
8515 · Safety	81.56	1,935.37	2,016.93	1,132.07	3,149.00
8520 · Personal Protection/Safety Wear	6.51	154.33	160.84	90.27	251.11
8530 · Telephone					
8531 · Main Plant Telephones	0.00	873.61	873.61	511.03	1,384.64
8532 · Paradise Cove Telephones	366.96	0.00	366.96	0.00	366.96
8533 · Pumps & Lines Telephones	175.07	308.19	483.26	0.00	483.26
<b>Total 8530 · Telephone</b>	<b>542.03</b>	<b>1,181.80</b>	<b>1,723.83</b>	<b>511.03</b>	<b>2,234.86</b>
8540 · Utilities					
8541 · Water	0.00	908.92	908.92	640.98	1,549.90
8542 · Main Plant Utilities	0.00	9,747.66	9,747.66	5,702.75	15,450.41
8543 · Paradise Cove Utilities	2,068.87	0.00	2,068.87	0.00	2,068.87
8544 · Pump Station Utilities	372.82	2,089.97	2,462.79	1,834.33	4,297.12
<b>Total 8540 · Utilities</b>	<b>2,441.69</b>	<b>12,746.55</b>	<b>15,188.24</b>	<b>8,178.06</b>	<b>23,366.30</b>
<b>Total 8500 · Other Operating Expenses</b>	<b>2,653.91</b>	<b>5,900.55</b>	<b>8,554.46</b>	<b>3,912.53</b>	<b>12,466.99</b>
<b>Total Expense</b>	<b>-14,365.87</b>	<b>137,294.53</b>	<b>122,928.66</b>	<b>77,931.01</b>	<b>200,859.67</b>
<b>Net Ordinary Income</b>	<b>14,417.08</b>	<b>-106,630.16</b>	<b>-92,213.08</b>	<b>-77,531.01</b>	<b>-169,744.09</b>

**Sanitary Distr. No.5 of Marin Co.  
Zone Report  
March 2021**

04/08/21

	Paradise C... (Tiburon)	Tiburon - Oth... (Tiburon)	Total Tiburon	Belvedere	TOTAL
<b>Other Income/Expense</b>					
<b>Other Expense</b>					
<b>9100 · Capital Expenditures</b>					
<b>9200 · Main Plant Equipment Capital</b>					
9225.94 · Bus. Server Upgrade & Rplcmt	128.83	3,280.50	3,409.33	1,914.42	5,323.75
9225.95 · SCADA Upgrade & Replacement	488.22	11,585.21	12,073.43	6,776.58	18,850.01
<b>Total 9200 · Main Plant Equipment Capital</b>	617.05	14,865.71	15,482.76	8,691.00	24,173.76
<b>9300 · Pumps &amp; Lines Capital</b>					
9307 · PS Generator Replacement	0.00	-44,914.01	-44,914.01	-45,048.72	-89,962.73
9313 · Manholes/Rodholes	0.00	0.00	0.00	15,097.72	15,097.72
9314 · Portable Emergency Generators	0.00	44,914.01	44,914.01	45,103.70	90,017.71
9227.8 · Rodder/Vactor Truck	-12.41	-294.37	-306.78	-172.20	-478.98
<b>Total 9300 · Pumps &amp; Lines Capital</b>	-12.41	-294.37	-306.78	14,980.50	14,673.72
<b>9400 · Paradise Cove Capital</b>					
9406 · P.C. Plant Grating Replacement	1,730.73	0.00	1,730.73	0.00	1,730.73
<b>Total 9400 · Paradise Cove Capital</b>	1,730.73	0.00	1,730.73	0.00	1,730.73
<b>9500 · Undesignated Capital</b>					
9520 · Undesignated Cap - P.C. Plant	26,546.75	0.00	26,546.75	0.00	26,546.75
<b>Total 9500 · Undesignated Capital</b>	26,546.75	0.00	26,546.75	0.00	26,546.75
<b>Total 9100 · Capital Expenditures</b>	28,882.12	14,571.34	43,453.46	23,671.50	67,124.96
<b>9700 · Debt Service</b>					
<b>9730 · Debt Service - MPR Project</b>					
9734 · MPR Refi - Principal	0.00	0.00	0.00	0.00	0.00
9735 · MPR Refi - Interest	0.00	58,156.89	58,156.89	31,619.11	89,776.00
<b>Total 9730 · Debt Service - MPR Project</b>	0.00	58,156.89	58,156.89	31,619.11	89,776.00
<b>Total 9700 · Debt Service</b>	0.00	58,156.89	58,156.89	31,619.11	89,776.00
<b>Total Other Expense</b>	28,882.12	72,728.23	101,610.35	55,290.61	156,900.96
<b>Net Other Income</b>	-28,882.12	-72,728.23	-101,610.35	-55,290.61	-156,900.96
<b>Net Income</b>	<b>-14,465.04</b>	<b>-179,358.39</b>	<b>-193,823.43</b>	<b>-132,821.62</b>	<b>-326,645.05</b>

**Sanitary Distr. No.5 of Marin Co.**  
**Monthly O.T. Report**  
**March 2021**

04/08/21

Accrual Basis

Type	Date	Num	Name	Memo	Amount	Balance
<b>Bilsborough, Chad</b>						
Check	03/31/21	0901-3927	Bilsborough, Chad	9.5 Hrs. O.T. @ 1.5x	532.78	532.78
Check	03/31/21	0901-3927	Bilsborough, Chad	1.0 Hr. O.T. @ 2.0x	74.78	607.56
Total Bilsborough, Chad					607.56	607.56
<b>Cottrell, Rulon</b>						
Check	03/15/21	0741-3915	Cottrell, Rulon	20.0 Hrs. Comp Buy-back	1,160.02	1,160.02
Total Cottrell, Rulon					1,160.02	1,160.02
<b>Dohrmann, Robin</b>						
Check	03/15/21	0741-3916	Dohrmann, Robin	1.5 Hrs. O.T. @ 1.5x	130.50	130.50
Check	03/31/21	0901-3929	Dohrmann, Robin	3.75 Hrs. O.T. @ 1.5x	326.26	456.76
Total Dohrmann, Robin					456.76	456.76
<b>Driscoll, Stephen</b>						
Check	03/15/21	0741-3918	Driscoll, Stephen	4.5 O.T. @ 1.5x	391.51	391.51
Check	03/15/21	0741-3918	Driscoll, Stephen	0.5 Hrs. O.T. @ 2.0x	58.00	449.51
Total Driscoll, Stephen					449.51	449.51
<b>Triola, Joseph</b>						
Check	03/15/21	0741-3924	Triola, Joseph	2.5 Hrs. O.T. @ 1.5x	197.28	197.28
Check	03/31/21	0901-3937	Triola, Joseph	8.0 Hrs. O.T. @ 1.5x	631.30	828.58
Check	03/31/21	0901-3937	Triola, Joseph	3.5 Hrs. O.T. @ 2.0x	368.26	1,196.84
Check	03/31/21		Triola, Joseph	8.0 Hrs. O.T @ 1.5x	631.30	1,828.14
Check	03/31/21		Triola, Joseph	3.5 Hrs. O.T. @ 2.0x	368.26	2,196.40
Total Triola, Joseph					2,196.40	2,196.40
<b>TOTAL</b>					<b>4,870.25</b>	<b>4,870.25</b>

**Sanitary Distr. No.5 of Marin Co.**  
**Annual Budget vs Actual Expenses**  
July 2020 through March 2021

	<u>Jul '20 - Mar 21</u>	<u>Budget</u>	<u>EST. TO CLOSE</u>
<b>Ordinary Income/Expense</b>			
<b>Income</b>			
5000 · Property Taxes			
5001.2 · TEETER	479,514.16	700,000.00	725,000.00
5002 · UNSEC	16,276.23	13,000.00	15,000.00
5003 · PUNS / PRIOR UNSECURED	493.50	0.00	500.00
5004 · REDEMPTION / RDMPT	502.56	500.00	500.00
5006 · SPLU	332.41	100.00	300.00
5041 · SUPSEC	9,858.63	15,000.00	18,000.00
5043 · SECU	86.54	0.00	0.00
5046 · Excess ERAF	228,132.83	250,000.00	300,000.00
5280 · HOPTR	1,844.73	3,333.00	3,333.00
5483 · Other tax	3,691.39		4,000.00
5007 · Sewer Service Charge			
5007.1 · Sewer Service - Tiburon Ops	1,358,301.61	2,523,700.00	<b>2,435,370.50</b>
5007.5 · Sewer Service - Tiburon Cap	65,285.72	121,313.00	<b>117,067.05</b>
5007.2 · Sewer Service-Belv Ops	775,841.78	1,400,843.00	<b>1,351,813.50</b>
5007.3 · Sewer Service-Belv Cap	506,541.33	914,600.00	<b>882,589.00</b>
5007.4 · Other User Fees	0.00	24,826.00	<b>23,957.09</b>
5201 · Interest			
5201.1 · Interest County of Marin	136.53		136.53
5201.2 · Interest LAIF	51,298.07	156,402.00	100,000.00
5900.3 · Connection Fees			
5900.30 · Connection Permit Fees	5,875.00	11,062.00	7,000.00
5900.31 · Collection	70,425.86	100,000.00	90,000.00
5900.34 · Treatment	73,327.14	100,000.00	95,000.00
5900.4 · Inspection Permit Fees	16,028.00	11,062.00	20,000.00
5900.5 · SASM Expense Reimb.	35,240.86	101,680.00	70,000.00
5900.9 · Other Income	0.00	100.00	0.00
5900.10 · Paradise Sewer Line Ext. Fees	0.00	13,806.00	0.00
<b>Expense</b>			
6000 · Administrative Expenses			
6001 · Advertising	365.00	1,000.00	500.00
6008 · Audit & Accounting	28,350.03	35,000.00	40,000.00
6017 · Consulting Fees	301,068.04	200,000.00	100,000.00
6018 · Travel & Meetings			
6018.1 · Meetings & Travel	2,068.55	7,000.00	4,000.00
6018.2 · Standby Mileage Expense Reimb	5,826.37	8,000.00	4,500.00
6020 · Continuing Education	3,001.78	10,000.00	5,000.00
6021 · County Fees	10,358.00	16,500.00	
6024 · Director Fees	2,700.00	9,000.00	6,000.00
6025 · Dues & Subscriptions	20,212.95	34,000.00	30,000.00
6026 · Elections	0.00	9,000.00	0.00
6033 · Insurance Property & Liability			
6033.1 · PLP Public Entity Phys Damage	25,857.00	23,301.00	25,857.00
6033.2 · General Liability	43,337.00	43,291.00	43,337.00
6033.3 · Physical Property Damage - Auto	3,730.00	1,435.00	3,730.00
6039 · Legal	11,106.00	50,000.00	40,000.00
6047 · Office Supplies	7,844.41	13,000.00	10,000.00
6056 · Postage	322.18	1,000.00	500.00
6059 · Pollution Prevention/Public Edu	3,526.19	5,000.00	5,000.00
7000 · Ops & Maintenance Expenses			
7010 · Pumps & Lines Maintenance			
7011 · Pumps & Lines Maintenance	26,524.98	50,000.00	<b>75,000.00</b>
7013 · Emergency Line Repair	-7,076.82	50,000.00	<b>16,500.00</b>
7020 · Main Plant Maintenance			

**Sanitary Distr. No.5 of Marin Co.**  
**Annual Budget vs Actual Expenses**  
July 2020 through March 2021

	<u>Jul '20 - Mar 21</u>	<u>Budget</u>	<u>EST. TO CLOSE</u>
7021 · Plant Maintenance Supplies	16,073.67	15,000.00	20,000.00
7022 · Plant Maint. Parts & Service	78,195.95	100,000.00	100,000.00
7023 · Janitorial Supplies & Service	4,525.85	9,000.00	6,000.00
7024 · Main Plant Chemicals	68,128.12	105,000.00	100,000.00
7025 · Lab Supplies & Chemicals	6,857.78	15,000.00	20,000.00
7027 · Electrical & Instrument	3,036.10	5,000.00	5,000.00
7028 · Grounds Maintenance	690.76	5,000.00	1,500.00
7029 · Main Plant Sludge Disposal	26,500.91	40,000.00	39,750.00
7040 · Paradise Cove Plant Maint			
7041 · Paradise Parts & Service	8,927.03	10,000.00	12,000.00
7042 · Paradise Supplies & Chemicals	4,888.29	5,000.00	5,500.00
7043 · Paradise Sludge Disposal	2,645.00	8,000.00	2,645.00
7050 · Monitoring			
7051 · Main Plant Lab Monitoring	30,094.30	50,000.00	35,000.00
7052 · Paradise Cove Monitoring	10,438.20	15,000.00	15,000.00
7053 · Chronic Toxicity	0.00		
7060 · Permits/Fees			
7061 · Main Plant NPDES Renewal	-544.00		0.00
7062 · Permits/Fees - General	42,698.41	41,000.00	50,000.00
7063 · Paradise Cove Permits/Fees	7,500.18	8,000.00	8,000.00
7064 · Paradise Cove NPDES Renewal	4,828.50	40,000.00	20,000.00
7070 · Truck Maintenance			
7071 · Fuel	5,900.15	8,000.00	15,000.00
7072 · Truck Maintenance	22,229.14	8,000.00	15,000.00
8000 · Salaries and Benefits Expenses			
8001 · Salaries	879,742.77	1,143,549.00	1,143,549.00
8003 · Overtime	78,243.71	100,000.00	100,000.00
8004 · Standby Pay	54,232.14	72,450.00	72,450.00
8005 · Employee Incentives	12,000.00	45,000.00	20,000.00
8006 · Vacation Buyout	23,319.89	25,000.00	25,000.00
8013 · Payroll Taxes	68,148.09	98,212.00	98,212.00
8015 · Payroll/Bank Fees	4,877.86	5,500.00	6,250.00
8016 · Car Allowance	6,000.00	6,000.00	6,000.00
8019 · PERS Retirement			
8019.05 · PERS Retirement	101,941.46	253,061.00	250,000.00
8019.08 · PERS Retirement - CalPERS UAL	96,367.00	20,000.00	N/A
8019.10 · PERS Retirement Trust	0.00	313,250.00	313,250.00
8020 · Employee Health			
8020.05 · Employee Health	147,543.17	200,653.00	200,000.00
8021 · Employee Health Deductions	-2,137.66		-2,500.00
8022 · Retiree Health			
8022.05 · Retiree Health	54,819.01	80,994.00	78,000.00
8022.10 · CERBT/OPEB Annual Arc Contribtn	0.00	72,400.00	72,400.00
8023 · Workers Comp Insurance	41,318.00	50,250.00	45,000.00
8500 · Other Operating Expenses			
8510 · Data/Alarms/IT Supp & Licensing	84,801.27	80,000.00	90,000.00
8515 · Safety	23,305.33	20,000.00	25,000.00
8520 · Personal Protection/Safety Wear	5,545.69	15,000.00	12,000.00
8530 · Telephone			
8531 · Main Plant Telephones	6,652.56	11,000.00	10,000.00
8532 · Paradise Cove Telephones	2,811.91	4,000.00	3,500.00
8533 · Pumps & Lines Telephones	3,845.46	7,000.00	5,500.00
8540 · Utilities			
8541 · Water	5,950.11	5,000.00	8,000.00
8542 · Main Plant Utilities	128,354.65	180,000.00	200,000.00
8543 · Paradise Cove Utilities	12,761.53	13,500.00	15,000.00
8544 · Pump Station Utilities	32,375.07	35,000.00	40,000.00

Review and discuss the effects of the Covid-19 Government Mandated Shutdowns on SD5's commercial sewer service fee revenue for fiscal year 2021-2022

**STAFF REPORT:**

In March of 2020 the state instituted a shelter in home in order to combat the Covid-19 pandemic. The order required business to close or limit capacity. Throughout the course of the year, the restrictions eased and tightened as data improved or worsened. As a result of many of our local businesses completely shutting down or reducing service, water use for these establishments was substantially reduced for the calendar year of 2020. Compounded by the fact that the shelter in home order made many individuals stay home, it led to an increase in average residential water use which is used to calculate our commercial sewer fees for the upcoming fiscal year. Water use went up 9ccfs per household on average for the year.

Current estimates:

- Fiscal year 2021-2022 Sewer Service Fee Revenues down \$163,642 compared to fiscal year 2020-2021.
- Fiscal year 2021-2022 Calculated Sewer Service Fee Revenue is \$490,248
- Average residential water use for southern Marin minus irrigation for 2020= 85.70CCF's which is equivalent to 175gpd
- Average residential water use for southern Marin minus irrigation for 2019= 76.7CCF's which is equivalent to 157gpd

**FISCAL IMPACT:**

**\$-163,642**

**CEQA (California Environmental Quality Act)**

Exempt

**Recommendation:**

None-Discussion Only



Tony Rubio, District Manager



**ORDINANCE NO. 2010-03**

**AN ORDINANCE OF THE BOARD OF DIRECTORS OF SANITARY DISTRICT NO. 5  
OF MARIN COUNTY INCREASING THE SEWER SERVICE CHARGES FOR THE  
TIBURON ZONE**

WHEREAS, the Tiburon Zone has been a portion of Sanitary District Number 5 of Marin County ("SD No. 5") since the creation of the District;

WHEREAS, Ordinance No. 78-1 established and prescribed Sewer Service Charges for SD No. 5;

WHEREAS, in the 25 years from 1980 to 2005, there were no District Sewer Service Charge increases in the Tiburon Zone, partly because the District treatment plant was new and only maintenance was needed;

WHEREAS, the Sewer Service Charge is supplemented in the Tiburon Zone by a portion of property taxes;

WHEREAS, to pay for needed District improvements and costs, the Sewer Service Charge in the Tiburon Zone was increased to \$478 per Equivalent Dwelling Unit ("EDU") in 2008;

WHEREAS, it is now necessary for SD No. 5 to increase Sewer Service Charges in the Tiburon Zone for the following reasons:

- Over \$2.9 million in average annual maintenance, upgrades, and improvements are needed to ensure reliable service across the Tiburon Zone;
- To establish sufficient District reserves in order to fund needed system improvements and to pay for emergencies;
- To avoid spills or other violations resulting in costly penalties;
- To protect the public health and safety;
- To help the District comply with increasingly strict regulations that are designed to protect the San Francisco Bay;

WHEREAS, SD No. 5 commissioned, and approved, on May 11, 2010, a Sewer Rate Study which serves as the basis for the increases in Sewer Service Charges contained herein;

WHEREAS, the Sewer Service Charges contained herein are based on the actual cost to collect, transport, and treat wastewater from customers within the Tiburon Zone;

WHEREAS, on May 13, 2010, SD No. 5 provided written notice by mail to the record owner of each parcel within the Tiburon Zone of the fee increases contained herein;

WHEREAS, on June 29, 2010, SD No. 5 held a public hearing to consider the fee increases contained herein, to consider all written protests against said fee increases, and to introduce and read this Ordinance; and

Ordinance No. 2010-03  
July 13, 2010

WHEREAS, written protests were received from less than a majority of the owners of parcels in the Tiburon Zone.

**NOW, THEREFORE, THE BOARD OF DIRECTORS OF SANITARY DISTRICT NO. 5 OF MARIN COUNTY DOES HEREBY ORDAIN AS FOLLOWS WITH RESPECT TO THE SEWER SERVICE CHARGES IN THE TIBURON ZONE:**

A. Annual Sewer Service Charges for the users below shall be as follows:

1. **Residential Sewer Service Charges:** The annual Sewer Service Charge payable by each single family dwelling unit (1 EDU), exclusive of Hotels and Inns, shall be as follows:
  - a. Fiscal Year 2010-2011: \$598
  - b. Fiscal Year 2011-2012: \$717
  - c. Fiscal Year 2012-2013: \$825
  - d. Fiscal Year 2013-2014: \$923
  - e. Fiscal Year 2014-2015: \$1,034
2. **Non-Residential Use (Includes Hotels and Inns):** The annual Sewer Service Charge payable for each Non-Residential customer shall be calculated based upon the following:
  - a. Non-Residential users shall be assessed a Sewer Service Charge based upon annual metered water readings and wastewater strengths. A strength factor (EDU factor) will be used to recover costs for wastewater strengths greater than residential wastewater strengths. The non-residential use groups and EDU factors are as follows:

<u>User Group*</u>	<u>EDU Factor</u>
Non-Residential, Miscellaneous	1.0
Hotels, Inns with Dining	1.7
Delicatessens	2.0
Groceries with Grinders	2.2
Restaurants	2.4

\* Any use not listed herein shall be assigned the most appropriate/similar of the above EDU Factors by SD No. 5.

Ordinance No. 2010-03  
July 13, 2010

- b. The formulae used to calculate the annual Sewer Service Charge for each Non-Residential user shall be the following:
    - i.  $(\text{Annual Flow} \times \text{EDU Factor}) \div \text{Average Annual Residential Flow} = \text{Non-Residential EDU Units}$
    - ii.  $\text{Non-Residential EDU Units} \times \text{Annual Rate} = \text{Annual Non-Residential Sewer Service Charge}$
  - c. The following definitions shall apply to the Non-Residential Sewer Service Charge formulae contained in Subsection (b) above:
    - i. **Annual Flow:** The total volume of water utilized by a commercial property in the previous calendar year as calculated by the Marin Municipal Water District ("MMWD") meter reading for the property, excluding any MMWD meters designated, or proven to be, only for irrigation purposes or other uses not resulting in water entering the SD No. 5 collection system.
    - ii. **Average Annual Residential Flow:** The average annual water consumption for single family home and duplex water meters in Southern Marin for the previous calendar year as provided by MMWD, but excluding 1/3 to account for water consumption used for irrigation purposes.
  - d. The **Annual Rate** for use in the calculation of the Non-Residential Sewer Service Charge shall be set as follows:
    - i. Fiscal Year 2010-2011: \$598
    - ii. Fiscal Year 2011-2012: \$717
    - iii. Fiscal Year 2012-2013: \$825
    - iv. Fiscal Year 2013-2014: \$923
    - v. Fiscal Year 2014-2015: \$1,034
  - e. For all Non-Residential users, the minimum Sewer Service Charge shall be one (1) EDU per parcel.
3. **Sewer Service Charge collection costs:** An additional charge of \$2.00 shall continue to be collected by the County of Marin in addition to each of the above Residential and Non-Residential Sewer Service Charges and used for the purpose of defraying the costs of levying, collecting, and enforcing said charges on each lot or parcel of land against which a charge has been imposed.

Ordinance No. 2010-03  
July 13, 2010


- B. This Ordinance shall supersede Ordinance No. 78-1, as amended, by setting new rates and clarifying the methods of calculating Sewer Service Charges. All other provisions of Ordinance No. 78-1, as amended, shall remain the same.
- C. Upon adoption of this Ordinance, it shall be entered in the minutes of the Board of Directors and shall be published once in *The Ark*, a newspaper published in SD No. 5's district.

\* \* \* \* \*


I certify that the foregoing Ordinance was duly and regularly adopted by the Board of Directors of Sanitary District No. 5 of Marin County, California at a meeting held on July 13, 2010 by the following vote:

AYES, and in favor thereof, Directors: Claire McAuliffe, Corinne W. Wiley,  
Catharine Benediktsson, Roy Fedotoff  
NOES, Directors: None  
ABSTAIN, Directors: None  
ABSENT, Directors: V. William Brady

Approved:

  
\_\_\_\_\_  
Claire McAuliffe, President  
Sanitary District No. 5 of Marin County

Attest:

  
V. William Brady, Secretary  
Sanitary District No. 5 of Marin County

**ORDINANCE NO. 2010-04**

**AN ORDINANCE OF THE BOARD OF DIRECTORS OF SANITARY DISTRICT NO. 5  
OF MARIN COUNTY INCREASING THE SEWER SERVICE CHARGES FOR THE  
BELVEDERE ZONE**

WHEREAS, on July 10, 1978, the City of Belvedere adopted an Ordinance establishing a Sewer Service Charge for all premises connected or required to be connected to Belvedere's sanitary sewer collection system;

WHEREAS, in June 2005, the City of Belvedere established a Sewer Service Charge of \$890 per Equivalent Dwelling Unit ("EDU") for the Belvedere Zone;

WHEREAS, Ordinance No. 78-1 established and prescribed Sewer Service Charges for Sanitary District Number 5 of Marin County ("SD No. 5");

WHEREAS, upon the annexation of the Belvedere Zone sewer system to SD No. 5 in July 2005, SD No. 5 continued to apply the existing \$890 Sewer Service Charge per EDU to the Belvedere Zone;

WHEREAS, in 2007 it became necessary to increase the Belvedere Zone Sewer Service Charge for the first time since annexation. Ordinance No. 2007-01 increased the Sewer Service Charge for Fiscal Year 2007-2008 to \$1,139 and increased the Sewer Service Charge for Fiscal Year 2009-2010 to \$1,185. An approved 9% Sewer Service Charge increase for Fiscal Year 2008-2009 was not implemented by the Board of Directors;

WHEREAS, the Belvedere Zone has a population about one-half that of the Tiburon Zone, but twice as many pump stations because of the hilly terrain and the original sewer system design;

WHEREAS, the Belvedere Zone must pay back a bond that adds about \$135 per household to the annual Sewer Service Charge;

WHEREAS, SD No. 5 received from the City of Belvedere a one-time \$750,000 reserve fund at the time of annexation, but this fund was needed almost immediately simply to pay for operations within the Zone;

WHEREAS, it is now necessary for SD No. 5 to increase Sewer Service Charges in the Belvedere Zone for the following reasons:

- Over \$1.7 million in average annual maintenance, upgrades, and improvements are needed to ensure reliable service across the Belvedere Zone;
- To establish sufficient District reserves in order to fund needed system improvements and to pay for emergencies;
- To avoid spills or other violations resulting in costly penalties;
- To protect the public health and safety;

Ordinance No. 2010-04  
July 13, 2010

- To help the District comply with increasingly strict regulations that are designed to protect the San Francisco Bay;

WHEREAS, SD No. 5 commissioned, and approved, on May 11, 2010, a Sewer Rate Study which serves as the basis for the increases in Sewer Service Charges contained herein;

WHEREAS, the Sewer Service Charges contained herein are based on the actual cost to collect, transport, and treat wastewater from customers within the Belvedere Zone;

WHEREAS, on May 13, 2010, SD No. 5 provided written notice by mail to the record owner of each parcel within the Belvedere Zone of the fee increases contained herein;

WHEREAS, on June 29, 2010, SD No. 5 held a public hearing to consider the fee increases contained herein, to consider all written protests against said fee increases, and to introduce and read this Ordinance; and

WHEREAS, written protests were received from less than a majority of the owners of parcels in the Belvedere Zone.

**NOW, THEREFORE, THE BOARD OF DIRECTORS OF SANITARY DISTRICT NO. 5 OF MARIN COUNTY DOES HEREBY ORDAIN AS FOLLOWS WITH RESPECT TO THE SEWER SERVICE CHARGES IN THE BELVEDERE ZONE:**

- A. Annual Sewer Service Charges for the users below shall be as follows:
1. **Residential Sewer Service Charges:** The annual Sewer Service Charge payable by each single family dwelling unit (1 EDU), exclusive of Hotels and Inns, shall be as follows:
    - a. Fiscal Year 2010-2011: \$1,457
    - b. Fiscal Year 2011-2012: \$1,748
    - c. Fiscal Year 2012-2013: \$1,836
    - d. Fiscal Year 2013-2014: \$1,928
    - e. Fiscal Year 2014-2015: \$1,985
  2. **Non-Residential Use (Includes Hotels and Inns):** The annual Sewer Service Charge payable for each Non-Residential customer shall be calculated based upon the following:
    - a. Non-Residential users shall be assessed a Sewer Service Charge based upon annual metered water readings and wastewater strengths. A strength factor (EDU factor) will be used to recover costs for wastewater strengths greater than residential wastewater strengths. The non-residential use groups and EDU factors are as follows:

Ordinance No. 2010-04  
July 13, 2010

<u>User Group*</u>	<u>EDU Factor</u>
Non-Residential, Miscellaneous	1.0
Hotels, Inns with Dining	1.7
Delicatessens	2.0
Groceries with Grinders	2.2
Restaurants	2.4

\* Any use not listed herein shall be assigned the most appropriate/similar of the above EDU Factors by SD No. 5.

- b. The formulae used to calculate the annual Sewer Service Charge for each Non-Residential user shall be the following:
- i.  $(\text{Annual Flow} \times \text{EDU Factor}) \div \text{Average Annual Residential Flow} = \text{Non-Residential EDU Units}$
  - ii.  $\text{Non-Residential EDU Units} \times \text{Annual Rate} = \text{Annual Non-Residential Sewer Service Charge}$
- c. The following definitions shall apply to the Non-Residential Sewer Service Charge formulae contained in Subsection (b) above:
- i. **Annual Flow:** The total volume of water utilized by a commercial property in the previous calendar year as calculated by the Marin Municipal Water District ("MMWD") meter reading for the property, excluding any MMWD meters designated, or proven to be, only for irrigation purposes or other uses not resulting in water entering the SD No. 5 collection system.
  - ii. **Average Annual Residential Flow:** The average annual water consumption for single family home and duplex water meters in Southern Marin for the previous calendar year as provided by MMWD, but excluding 1/3 to account for water consumption used for irrigation purposes.
- d. The Annual Rate for use in the calculation of the Non-Residential Sewer Service Charge shall be set as follows:
- i. Fiscal Year 2010-2011: \$1,457
  - ii. Fiscal Year 2011-2012: \$1,748
  - iii. Fiscal Year 2012-2013: \$1,836
  - iv. Fiscal Year 2013-2014: \$1,928
  - v. Fiscal Year 2014-2015: \$1,985

e. For all Non-Residential users, the minimum Sewer Service Charge shall be one (1) EDU per parcel.

3. **Sewer Service Charge collection costs:** An additional charge of \$2.00 shall continue to be collected by the County of Marin in addition to each of the above Residential and Non-Residential Sewer Service Charges and used for the purpose of defraying the costs of levying, collecting, and enforcing said charges on each lot or parcel of land against which a charge has been imposed.

B. This Ordinance shall supersede Ordinance No. 78-1, as amended, by setting new rates and clarifying the methods of calculating Sewer Service Charges. All other provisions of Ordinance No. 78-1, as amended, shall remain the same and are hereby deemed to apply to the Belvedere Zone, as it is part of SD No. 5.


C. Upon adoption of this Ordinance, it shall be entered in the minutes of the Board of Directors and shall be published once in *The Ark*, a newspaper published in SD No. 5's district.

\* \* \* \* \*


I certify that the foregoing Ordinance was duly and regularly adopted by the Board of Directors of Sanitary District No. 5 of Marin County, California at a meeting held on July 13, 2010 by the following vote:

AYES, and in favor thereof, Directors:	Claire McAuliffe, Corinne W. Wiley, Catharine Benediktsson, Roy Fedotoff
NOES,	Directors: None
ABSTAIN,	Directors: None
ABSENT,	Directors: V. William Brady

Approved:

  
 \_\_\_\_\_  
 Claire McAuliffe, President  
 Sanitary District No. 5 of Marin County

Attest:

  
 for V. William Brady, Secretary  
 Sanitary District No. 5 of Marin County



Notes of Explanation for Cove Rd. Force Main Replacement Project - Final Costs

Sanitary District No. 5 Regular Board Meeting

April 15, 2021

Review and approve progress payment #10 for the Cove Road Force Main Project totaling \$216,413.42

**STAFF REPORT:**

The Cove Road Force Main Project was substantially complete on February 23, 2021. The 14” line from Cove Road Pump Station to the terminus point past the round-about is now fully installed and in service. The 6” cross over line from Beach road is also installed and ready for service. Final paving restoration has been completed.

Items for consideration and approval:

- Progress payment #10 is for a total of \$216,413.42 this is for work completed through February 1, 2021. The majority of this progress billing was for work in Tiburon Blvd and Caltrans Right of way.

<u>Contractor</u>	<u>Bid Amount (\$)</u>	<u>CDF Required Alternate</u>	<u>Total Bid</u>
Maggiora Ghilotti	\$1,971,971	\$270,000	<b>\$2,241,971</b>
<u>Total Current Contract Amount</u>		<u>Total Paid To Date</u>	<u>Balance Due</u>
\$2,402,648.33		\$1,745,827.9	<b>\$656,820.40</b>

Note: Progress Payment #11 (final payment) will be ready for approval at the Districts budget workshop meeting: The balancing change order is accounted for in Progress Payment #11. Please see the staff write-up for the discussion item regarding the Cove Road Project completion. The summary is included in Item #12.

**FISCAL IMPACT:**

\$216,413.42

**CEQA (California Environmental Quality Act)**

Exempt

**Recommendation:**

Approve progress payment #10 totaling \$216,413.42 for the 2020 Cove Road Force Main Project



Tony Rubio, District Manager

**ATTACHMENT:**

Progress Payment No.10



555 DUBOIS STREET  
SAN RAFAEL, CA 94901



PHONE: (415) 459-8640  
FAX: (415) 459-1475

SANITARY DIST #5  
OF MARIN COUNTY  
PO BOX 227  
TIBURON, CA 94920

INVOICE: **11612**  
DATE: **2/28/2021**

**M&G JOB: 7716**  
*COVERD FORCE MAIN  
REPLACEMENT PROJECT*

CUSTOMER: SANITD  
CONTRACT/PO#:

Original Sum	\$ 1,971,971.00
Net Change by Change Orders	\$ 430,677.33
Contract Sum To Date	\$ 2,402,648.33
Total Completed To Date	\$ 2,068,117.27
Previous Retention Balance	\$ 92,015.69
Current Retention Balance	\$ 11,390.18
Total Amount Billed Less Retainage	\$ 1,964,711.40
Less Previous Billings	\$ 1,748,297.98
<b>CURRENT AMOUNT THIS INVOICE</b>	<b>\$ 216,413.42</b>

**CONTRACT BILLING SUMMARY**

Billed to Date:	\$ 2,068,117.27
Paid to Date:	\$ 1,745,827.98
<b>Retention Balance Due:</b>	<b>\$ 103,405.87</b>
Total Amount Due :	\$ 216,413.42

No.	Bid Item Description	Tib Quant	Belv Quant	Total Quantity	Unit Price	Total Bid Price	Work Completed			Amount Due		
							Tib Quant	Belv Quant	Total	Tib Amount	Belv Amount	Total
1	Mobilization, Demobilization, SWPPP, Permits (Except For Caltrans Permit) & Licenses (Less Than 5% of Total Cost)	50%	50%	1 LS	\$95,668	\$95,668	50%	50%	100%	\$47,834	\$47,834	\$95,668.00
2	Install (N) 16" OD HDPE Force Main	1,539	603	2142 LF	\$322	\$689,724	1,567		1,567	\$504,574	\$0	\$504,574.00
3	Install (N) 16" OD HDPE Force Main With Steel Casing in Caltrans ROW	226	0	226 LF	\$1,200	\$271,200	226		226	\$271,200	\$0	\$271,200.00
4	Install (N) Five Segment 16" OD HDPE Force Main Bend With Steel Casing in Caltrans ROW	1	0	1 EA	\$8,000	\$8,000				\$0	\$0	\$0.00
5	Install Steel Cased Minor Deflection Bend	1	0	1 EA	\$13,000	\$13,000				\$0	\$0	\$0.00
6	Install Five Segment Bend 16" OD HDPE Bend	3	5	8 EA	\$1,000	\$8,000	10	5	15	\$10,000	\$5,000	\$15,000.00
7	Connect to Existing Manhole 624	1	0	1 EA	\$7,000	\$7,000				\$0	\$0	\$0.00
8	Construct New 5 Ft Manhole	1	0	1 EA	\$15,000	\$15,000	100%		100%	\$15,000	\$0	\$15,000.00
9	Mortar Coat New 5 Ft Manhole	7	0	7 VF	\$800	\$5,600	7	0	7	\$5,600	\$0	\$5,600.00
10	Construct Vault for 12" Flowmeter and Existing Force Main Connection	0	1	1 EA	\$95,000	\$95,000	0%	100%	100%	\$0	\$95,000	\$95,000.00
11	Install Bore and Jack 14" Steel Casing and 6.625 OD HDPE Beach Pump Station Force Main	110	0	110 LF	\$1,000	\$110,000	110	0	110	\$110,000	\$0	\$110,000.00
12	Install 6.625 OD HDPE Beach Pump Station Force Main by Direct Burial	152	0	152 LF	\$300	\$45,600	152	0	152	\$45,600	\$0	\$45,600.00
13	Construct Beach Road Pump Station Force Main Valve Vault Connection	0	1	1 EA	\$76,000	\$76,000		1	1	\$0	\$76,000	\$76,000.00
14	Connect New 6.625 OD HDPE Beach Pump Station Force Main to Existing Valve Pit	1	0	1 EA	\$15,000	\$15,000	50%	50%	1	\$7,500	\$7,500	\$15,000.00
15	Restoration of Damaged Sidewalk and Driveway Approach	32	32	64 SF	\$50	\$3,200	32	32	64	\$1,600	\$1,600	\$3,200.00
16	Restoration of Damaged Town of Tiburon Brick and Reinforced Concrete Sidewalk Crossing	400	0	400 SF	\$80	\$32,000				\$0	\$0	\$0.00
17	Curb and Gutter Replacement	10	10	20 LF	\$50	\$1,000	22.5	22.5	45	\$1,125	\$1,125	\$2,250.00
18	Asphalt Concrete Trench Repair and Replacement of Pavement Markings	300	600	900 TON	\$290	\$261,000	75	500	575.29	\$21,834	\$145,000	\$166,834.10
19	Hard Rock Excavate/Buried Concrete	25	25	50 CY	\$1	\$50				\$0	\$0	\$0.00
20	Groundwater Pumping Treatment System and Disposal	50%	50%	1 LS	\$30,000	\$30,000	50%	50%	100%	\$15,000	\$15,000	\$30,000.00
21	Shoring For All Excavations	50%	50%	1 LS	\$25,000	\$25,000	50%	50%	100%	\$12,500	\$12,500	\$25,000.00
22	Temporary Sewage Bypassing	1	1	1 LS	\$24,979	\$24,979				\$0	\$0	\$0.00
23	Caltrans Approved Encroachment Permit "Double Permit" (Sum Total of 23a to 23f)					\$54,300				\$0	\$0	\$0.00
23a	Shoring Plans Signed and Sealed by CA Registered Engineer	0	1	1 LS	\$5,000		100%		1	\$5,000	\$0	\$5,000.00
23b	Cal-Osha Permit for "Trenching and Excavation"	0	1	1 LS	\$100		100%		1	\$100	\$0	\$100.00
23c	Traffic Control Plans	0	1	1 LS	\$17,000		100%		100%	\$17,000	\$0	\$17,000.00
23d	Water Pollution Control Plans (Wpcp) Signed by Qsp, Approved by RWQCB	0	1	1 LS	\$14,000		100%		1	\$14,000	\$0	\$14,000.00
23e	Dewatering Plans and Dewatering Permit From RWQCB	0	1	1 LS	\$600		100%		1	\$600	\$0	\$600.00
23f	Ground Movement Monitoring Plans for all Caltrans ROW Work	0	1	1 LS	\$17,600		100%		100%	\$17,600	\$0	\$17,600.00
24.	Pothole Utility Mains	9	12	21 EA	\$650	\$13,650	30	20	50	\$19,500	\$13,000	\$32,500.00
25.	Pothole Existing Sewer Force Main at 100 Foot Intervals	14	6	20 EA	\$650	\$13,000	19	7	26	\$12,350	\$4,550	\$16,900.00
26.	Approved Traffic Control and Notifications From Tiburon and Belvedere	50%	50%	1 LS	\$15,000	\$15,000	50.0%	50.0%	100%	\$7,500	\$7,500	\$15,000.00
27.	Changed Condition Allowance	50%	50%	1 LS	\$40,000	\$40,000	59%	38%	97%	\$23,600	\$15,200	\$38,813.84
28.	As-Built Drawings	50%	50%	1 LS	\$4,000	\$4,000	50%	50	1	\$2,000	\$200,000	\$4,000.00
A-1	Replace Backfill of Excavations in City of Belvedere and Town of Tiburon With Control Density Fill (or CLSM)	50%	50%	1 LS	\$270,000	\$270,000				\$0	\$0	\$0.00
						<b>Contract Total</b>				<b>Total Work Completed</b>		<b>\$1,637,439.94</b>
										<b>\$2,241,971</b>		

**CHANGE ORDERS**

CO#1	Additional Potholing			1 LS	\$18,456.74	\$18,456.74	70%	30%	1	\$12,920	\$5,537	\$18,456.74
CO#2	Additional Cove Rd/Beach Rd Mainline Trenching Costs			1 LS	\$171,037.48	\$171,037.48		100%	1	\$0	\$171,037	\$171,037.48
CO#3	Additional Cove Rd/Beach Rd Mainline Trenching Costs (continued)			1 LS	\$41,546.47	\$41,546.47		100%	1	\$0	\$41,546	\$41,546.47
CO#4	Open Cut, Trenching and Shoring on Beach Road			1 LS	\$191,699.43	\$191,699.43		100%	1	\$0	\$191,699	\$191,699.43
CO#5	Open Cut, Trenching and Shoring on Beach Road (continued)			1 LS	\$83,916.62	\$83,916.62		100%	1	\$0	\$83,917	\$83,916.62
CO#6	Open Cut, Trenching and Shoring on Beach Road (continued)			1 LS	\$16,231.59	\$16,231.59		100%	1	\$0	\$16,232	\$16,231.59
CO#7	Adjust Force Main Plan and Profile			1 LS	-\$69,280.00	-\$69,280.00		100%	1	\$0	-\$69,280	-\$69,280.00
CO#8	Adjust Beach Rd Pump Station Force Main Plan			1 LS	-\$22,931.00	-\$22,931.00		100%	1	\$0	-\$22,931	-\$22,931.00
<b>Change Orders Total To Date</b>										<b>\$12,920</b>	<b>\$417,758</b>	<b>\$430,677.33</b>

Total Work Completed Plus Change Orders	\$2,068,117.27
Less 5% retention	-\$103,405.85
Less Previous Billings	-\$1,748,297.98
<b>TOTAL AMOUNT DUE</b>	<b>\$216,413.42</b>

## 7716 - SANI DISTRICT COVE RD FORCE MAIN REPLACE.xlsx --- Progress #10

Bid Item	Bid Description	Bid Quantity	Units	Unit Price	Bid Total	Complete this Estimate	Total this Estimate	Previous Complete	Previous Total	Complete to Date	Total to Date
1	Mobilization, Demobilization	1	LS	95,668.00	95,668.00	0.20	\$ 19,133.60	0.80	\$ 76,534.40	1.00	\$ 95,668.00
2	Install N 16" OD HDPE FM	2,142	LF	322.00	689,724.00		\$ -	1,567.00	\$ 504,574.00	1,567.00	\$ 504,574.00
3	Install N 16" OD HDPE FM w/ Casing CR	226	LF	1,200.00	271,200.00		\$ -	226.00	\$ 271,200.00	226.00	\$ 271,200.00
4	Install N 5 Segm. 16" OD HDPE FM Bend w/ Casing C	1	EA	8,000.00	8,000.00		\$ -		\$ -	0.00	\$ -
5	Install Steel Cased Minor Deflection Bend	1	EA	13,000.00	13,000.00		\$ -		\$ -	0.00	\$ -
6	Install 5 Segm. Bend 16" OD HDPE Bend	8.00	EA	1,000.00	8,000.00		\$ -	15.00	\$ 15,000.00	15.00	\$ 15,000.00
7	Connect to E MH 624	1	EA	7,000.00	7,000.00		\$ -		\$ -	0.00	\$ -
8	Construct N 5 FT MH w Liner	1	EA	15,000.00	15,000.00		\$ -	1.00	\$ 15,000.00	1.00	\$ 15,000.00
9	Mortar Coat N 5 FT Manhole	7	VF	800.00	5,600.00	7.00	\$ 5,600.00		\$ -	7.00	\$ 5,600.00
10	Construct Vault for 12" FlowMtr & E FM Connection	1	EA	95,000.00	95,000.00		\$ -	1.00	\$ 95,000.00	1.00	\$ 95,000.00
11	Install Bore & Jack 14' Casing & 6.63" OD HDPE Fm	110	LF	1,000.00	110,000.00	110.00	\$ 110,000.00		\$ -	110.00	\$ 110,000.00
12	Install 6.63" OD HDPE Beach PS FM by Open Trench	152	LF	300.00	45,600.00	152.00	\$ 45,600.00		\$ -	152.00	\$ 45,600.00
13	Construct Beach Rd PS FM Valve Vault Connection	1	EA	76,000.00	76,000.00		\$ -	1.00	\$ 76,000.00	1.00	\$ 76,000.00
14	Connect N 6.63" OD Beach Rd PS FM to E Vault Pit	1	EA	15,000.00	15,000.00	1.00	\$ 15,000.00		\$ -	1.00	\$ 15,000.00
15	Restoration of Damage SW & DW Approach	64	SF	50.00	3,200.00	64.00	\$ 3,200.00		\$ -	64.00	\$ 3,200.00
16	Restoration of Damaged Tiburon Bricks \$ PCC SW XW	400	SF	80.00	32,000.00		\$ -		\$ -	0.00	\$ -
17	Curb & Gutter Replacement	20	LF	50.00	1,000.00	45.00	\$ 2,250.00		\$ -	45.00	\$ 2,250.00
18	Trench Repair & Replace of Pave Markings	900	TON	290.00	261,000.00		\$ -	575.29	\$ 166,834.10	575.29	\$ 166,834.10
19	Hard Rock Excavate/Buried Concrete	50	CY	1.00	50.00		\$ -		\$ -	0.00	\$ -
20	Groundwater Pumping Treatment System & Disposal	1	LS	30,000.00	30,000.00	0.50	\$ 15,000.00	0.50	\$ 15,000.00	1.00	\$ 30,000.00
21	Shoring For All Excavations	1	LS	25,000.00	25,000.00	0.15	\$ 3,750.00	0.85	\$ 21,250.00	1.00	\$ 25,000.00
22	Temporary Sewage Bypassing	1	LS	24,979.00	24,979.00		\$ -		\$ -	0.00	\$ -
23a	Shoring Plans Signed & Sealed By CA Reg Eng	1	LS	5,000.00	5,000.00		\$ -	1.00	\$ 5,000.00	1.00	\$ 5,000.00
23b	Cal-OSHA Permit for "Trenching & Excavation"	1	LS	100.00	100.00		\$ -	1.00	\$ 100.00	1.00	\$ 100.00
23c	Traffic Control Plans	1	LS	17,000.00	17,000.00		\$ -	1.00	\$ 17,000.00	1.00	\$ 17,000.00
23d	Water Pollution Control Plans (WPCP) Sign by QSP	1	LS	14,000.00	14,000.00		\$ -	1.00	\$ 14,000.00	1.00	\$ 14,000.00
23e	Dewatering Plans & Dewatering Permit From RWQCB	1	LS	600.00	600.00		\$ -	1.00	\$ 600.00	1.00	\$ 600.00
23f	Ground Movement Monitoring Plans for CalTrans Work	1	LS	17,600.00	17,600.00	0.20	\$ 3,520.00	0.80	\$ 14,080.00	1.00	\$ 17,600.00
24	Pothole Utility Mains	21	EA	650.00	13,650.00		\$ -	50.00	\$ 32,500.00	50.00	\$ 32,500.00



7716 - SANI DISTRICT COVE RD FORCE MAIN REPLACE.xlsx --- Progress #10

Bid Item	Bid Description	Bid Quantity	Units	Unit Price	Bid Total	Complete this Estimate	Total this Estimate	Previous Complete	Previous Total	Complete to Date	Total to Date
25	Pothole E Sewer FM @ 100 LF Intervals	20	EA	650.00	13,000.00		\$ -	26.00	\$ 16,900.00	26.00	\$ 16,900.00
26	Approved TC & Notifications from Tiburon & Belvedere	1	LS	15,000.00	15,000.00	0.05	\$ 750.00	0.95	\$ 14,250.00	1.00	\$ 15,000.00
27	Change Condition Allowance	1	LS	40,000.00	40,000.00		\$ -	0.970	\$ 38,813.84	0.970	\$ 38,813.84
28	As-Built Drawings	1	LS	4,000.00	4,000.00	1.00	\$ 4,000.00		\$ -	1.00	\$ 4,000.00
<b>TOTAL BASE BID</b>					<b>\$ 1,971,971.00</b>		<b>\$ 227,803.60</b>		<b>\$ 1,409,636.34</b>		<b>\$ 1,637,439.94</b>
CO #	Description	QTY	Units	Unit Price	Total	Complete this estimate	Total this Estimate	Previous Complete	Previous Total	Complete to Date	Total to Date
A-1	Replace all Intermediate Backfill Excavation w/ CDF	1	LS	270,000.00							
CCO - 1	Additional Potholing	1	LS	18,456.74	18,456.74			1.00	\$ 18,456.74	1.00	\$ 18,456.74
CCO - 2	Additional Cove Rd/Beach Rd Mainline Trenching Costs	1	LS	171,037.48	171,037.48			1.00	\$ 171,037.48	1.00	\$ 171,037.48
CCO - 3	Additional Cove Rd/Beach Rd Mainline Trenching Costs (continued)	1	LS	41,546.47	41,546.47			1.00	\$ 41,546.47	1.00	\$ 41,546.47
CCO - 4	Open Cut, Trenching and Shoring on Beach Rd	1	LS	191,699.43	191,699.43			1.00	\$ 191,699.43	1.00	\$ 191,699.43
CCO - 5	Open Cut, Trenching and Shoring on Beach Rd (continued)	1	LS	83,916.62	83,916.62			1.00	\$ 83,916.62	1.00	\$ 83,916.62
CCO - 6	Water Pumping, Pulled Shield Plates, Wire Run, Placed Rock and Concrete Excavation	1	LS	16,231.59	16,231.59			1.00	\$ 16,231.59	1.00	\$ 16,231.59
CCO - 7	Adjust Force Main Plan and Profile	1	LS	-69280.00	-69280.00			1.00	\$ (69,280.00)	1.00	\$ (69,280.00)
CCO - 8	Adjust Beach Rd Pump Station Force Main Plan	1	LS	-22931.00	-22931.00			1.00	\$ (22,931.00)	1.00	\$ (22,931.00)
CCO - 9	No-Cost Change Order for additional calendar days	1	LS	0.00	0.00						
CCO - 10	Storm Drain Replacement on Beach Rd.	1	LS	12,500.00	12,500.00						
CCO - 11	Changed Field Conditions	1	LS	0.00	0.00						
					\$ 430,677.33		\$ -		\$ 430,677.33		\$ 430,677.33
<b>TOTAL BASE + ADD ALTS 1, 2, 3, 4 &amp; CCO's</b>					<b>\$ 2,402,648.33</b>		<b>\$ 227,803.60</b>		<b>\$ 1,840,313.67</b>		<b>\$ 2,068,117.27</b>
<b>FEBRUARY 2021 Billing Amount</b>							<b>\$ 227,803.60</b>	<b>CONTRACT + CCO TOTAL</b>			<b>\$ 2,068,117.27</b>



Civil and Sanitary Consultants

March 5, 2021

Mr. Tony Rubio  
Sanitary District No. 5  
P.O. Box 227  
Tiburon, CA 94920

Re: Cove Road Force Main Rehabilitation  
Progress Payment No.10

Dear Tony:

Maggiora & Ghilotti has requested Progress Billing No.10 for the above referenced project for work through February 28, 2021.

We have reviewed the above payment request and recommend payment.

Very truly yours,

NUTE ENGINEERING

By

A handwritten signature in blue ink, appearing to read "Mark T. Wilson", written over a horizontal line.

Mark T. Wilson, PE

cc: Maggiora & Ghilotti

Item #12: Agenda – Notes of Explanation

Sanitary District No. 5 Regular Board Meeting

April 15, 2021

Review and discuss total project cost and project time duration on the Cove Road Force Main Project, cost breakdown per zone and related discussion of contract terms on capital projects, administration of capital projects, use of consultants, and selection of consultants, oversight over contractors and consultants, and cost and time overruns

**STAFF REPORT:**

The Cove Road Force Main Project is now complete. The District began the work on this project back in 2016 when we approved the Cove Road Force Main Condition Assessment and Rehabilitation Options Investigation report. At the time of that report in 2016, the estimated construction cost was \$1,125,000. In the summer of 2018, a contractor working for Comcast, bored through the force main on Juanita Ln requiring an emergency repair which further identified the condition of the force main. In late 2018 the District moved forward with authorizing Nute Engineers to begin the design work for the Cove Road Force Main Project. The Design work took longer than expected due to difficulties working with Caltrans and getting approvals for the proper design for work in there right of way – the final design was finally accepted in late 2019. The Project then went out to bid in April of 2020. The engineers estimate upon the completion of the final design was for \$1,902,385 which included a 15% construction contingency of \$285,358 bringing the total estimated project estimate to \$2,187,743. On May 19, 2020 the District received a total of 5 Bids. The low bid for the project was from Maggiora & Ghilotti for \$1,971,971 and a CDF alternative bid item of \$270,000 bringing the total construction bid amount to \$2,241,971. On May 19, 2020 the District accepted the Low Bid from M&G and authorized the District Manager to issue a notice to proceed.



### Pre-Construction Fact Summary:

- Total Construction Cost Bid Amount: \$2,241,971
- Total Contract Time: 90 days
- Notice to proceed issued: July 27, 2020

### Pre-Construction Engineering Fact Summary:

- 2016 Condition Assessment and Options Report: \$27,990
- 2018 Cove Road FM Project Design: \$85,000
- 2020 Cove Road FM Construction Management Services and Inspection: \$141,587
  1. *Construction Management: \$57,231*
  2. *Inspection Services: \$84,356*

### **STAFF REPORT CONTINUES:**

The initial construction work started at the Cove Road Pump Station location with the plan of moving towards the terminus point on Paradise Drive neat the round about. At the very beginning of the project we encountered changed conditions that required a quick decision to continue the project without delay. That was approving a time and material change order for work to get the force main lower to clear a water line that was deeper than shown on the plans as well as working around many unmarked utilities that turned out to be abandoned services. Lowering the depth of the Force Main also led to increased groundwater management. Groundwater was expected but lowering the depth of the force main led to increased ground water and additional shoring requirements. These requirements continued through until we got to the Tiburon service area. Work in the Tiburon service area was fairly straight forward until we reached Tiburon Blvd (Caltrans Right of Way) The District submitted a change of design to the project with Caltrans in order to eliminate what was looking to be an impossible installation of a casing around the force main in the Caltrans right of way. As this request was in for review the contractor began working from the terminus point back towards the Caltrans right of way. Changed conditions were encountered in the round about area (large rip rap and creosote pilings that required special handling) As this work was being completed, the District received approval from Caltrans for the changed design which led to a contract savings with the Contractor. As work progressed towards Juanita Ln, the contractor noted a leaking MMWD water line. MMWD was notified and planned to replace the valve prior to the contractor back filling the trench. MMWD replaced their valve and the contractor completed the installation of the 14" HDPE Cove Road Force Main Sewer Line. Work then moved towards the Beach and Tiburon Blvd intersection for the installation of the bypass 6" sewer force main serving Tiburon Pump Station #6. This work was straightforward as the size of the line and depth made the installation simple work. On February 23, 2021 the contractor was substantially complete with the project. The force mains were installed and tested and ready for operation. Daily inspections were performed on this project. Construction inspections was performed by Karen Cheu, Mark Wilson and Myself. The project had a total of 15 Change Orders. Three (3) of which were change orders that resulted in a credit (-\$247,762.06). Total change order amount minus the credit is \$306,414.63. Final Paving was completed on March 19, 2021. There was several days delay on paving due to the District submitting a potential change in paving to Caltrans for additional cost savings- this request was denied after a 7 day Caltrans review and



response. The District also had to work with the Town of Tiburon to establish the final paving boundaries per their restoration standards and at the same time we were also trying to accommodate the final paving at Juanita Ln by the New Morning Café. The town was cooperative with the District and requested additional paving on Beach Blvd to restore a section of the there lane along with the replacement of the signal loops which they agreed to contribute half the cost. In total the District will be Invoicing the Town of Tiburon for \$22,992.50 for work that was done for the Towns benefit.

Total Construction Fact Summary:

- Approved to date contract end date (substantially complete) = February 20, 2021. Contractor substantially complete on February 23, 2021.
  1. Total Completed Construction Costs: \$2,278,382.63  
Total Construction Bid Amount \$2,241,971.00  
Amount Over Approved Contract: + \$36,411.60  
Reimbursement amount from Town: -\$22,992.50  
Total SD5 Construction amount: \$2,264,963.50 (+\$13,419.10 over) 1% incr.
  2. 106 Total Calendar Days added to contract  
96 Total Change Order approved days (of these 96- 18 days were Caltrans related delays)  
10 Weather Days
  3. Cost allocation per zone: Estimated at 61% Belvedere 39% Tiburon at beginning of project (Total actual split per zone on total is 63% Belvedere and 37% Tiburon  
  
Belvedere: Total cost is \$1,427,502.70 (100% Belvedere @ \$601,278.43 and 61% @ \$826,224.32)  
  
Tiburon: Total cost is \$837,460.8 (100% Tiburon @ \$309,219 and 39% @ \$528,241.8)











**STAFF REPORT CONTINUES:**

In summary, the project was successful as the project was completed without any disruption to sewer service for the City of Belvedere or the Town of Tiburon. Staff was able to accommodate the groundwater from this project without compromising the treatment plant operations and the biggest accomplishment is that the existing force main was able to remain in service the entire time without disruption. The old existing line is now located and will be included on the as built drawings for future location markings. The need for bypass pumping was not needed as result of careful construction and good planning. The negatives of the project was the work in the Belvedere Zone near the pump station where changed conditions mandated changes to the contract in terms of time and cost increases. We could have avoided this had we spent more time and effort potholing in this location prior to bid time, but because we did not know the location of the existing force main we opted not to pursuit that work until we had a contract in place. We did not want to risk damage to the existing force main. Based off my daily observations, the contractor was diligent in getting the project completed per the terms of the contract, two crews were out at several junctions of the project when it was feasible. (Juanita Ln, the Vault Construction and Belvedere Paving). This project is the largest underground project the District has performed in over 60+ years. Couple that with the fact that it was performed during the middle of a Covid-19 pandemic, I would say the project was pretty successful.

**FISCAL IMPACT:**

\$2,264,963.50 Total SD5 Construction Costs

**CEQA (California Environmental Quality Act)**

Exempt

**Recommendation:**

Will be to approve and accept the project as completed and final once we receive the final approved progress billing from the contractor. Final progress billing will be ready for approval at the soon to be scheduled Budget Workshop.



Tony Rubio, District Manager

---

ATTACHMENT:



## Databases, Tables & Calculators by Subject

Change Output Options:

From: 2000 To: 2021 [GO](#)

include graphs  include annual averages

[More Formatting Options](#)

Data extracted on: April 7, 2021 (8:54:04 PM)

### CPI for All Urban Consumers (CPI-U)

Series Id: CUURS49BSA0

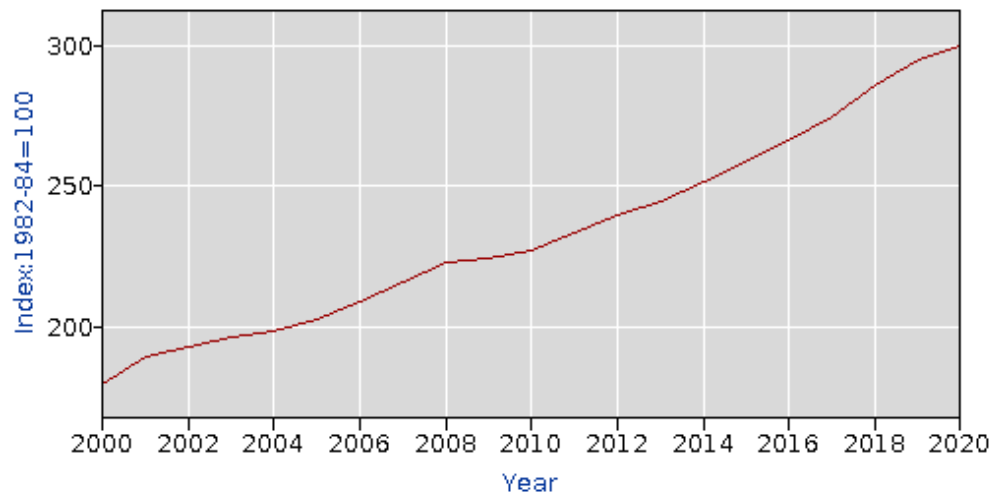
Not Seasonally Adjusted

Series Title: All items in San Francisco-Oakland-Hayward, CA, all urban consumers, not seasonally adjusted

Area: San Francisco-Oakland-Hayward, CA

Item: All items

Base Period: 1982-84=100



Download: [xls](#) [xlsx](#)

Year	Jan	Feb	Mar	Apr	May	Jun	Jul	Aug	Sep	Oct	Nov	Dec	Annual	HALF1	HALF2
2000		176.5		178.7		179.1		181.7		183.4		184.1	180.2	177.7	182.6
2001		187.9		189.1		190.9		191.0		191.7		190.6	189.9	188.7	191.1
2002		191.3		193.0		193.2		193.5		194.3		193.2	193.0	192.3	193.7
2003		197.7		197.3		196.3		196.3		196.3		195.3	196.4	196.8	196.1
2004		198.1		198.3		199.0		198.7		200.3		199.5	198.8	198.2	199.5
2005		201.2		202.5		201.2		203.0		205.9		203.4	202.7	201.5	203.9
2006		207.1		208.9		209.1		210.7		211.0		210.4	209.2	207.9	210.6
2007		213.688		215.842		216.123		216.240		217.949		218.485	216.048	214.736	217.361
2008		219.612		222.074		225.181		225.411		225.824		218.528	222.767	221.730	223.804
2009		222.166		223.854		225.692		225.801		226.051		224.239	224.395	223.305	225.484
2010		226.145		227.697		228.110		227.954		228.107		227.658	227.469	226.994	227.944
2011		229.981		234.121		233.646		234.608		235.331		234.327	233.390	232.082	234.698
2012		236.880		238.985		239.806		241.170		242.834		239.533	239.650	238.099	241.201
2013		242.677		244.675		245.935		246.072		246.617		245.711	245.023	243.894	246.152
2014		248.615		251.495		253.317		253.354		254.503		252.273	251.985	250.507	253.463
2015		254.910		257.622		259.117		259.917		261.019		260.289	258.572	256.723	260.421
2016		262.600		264.565		266.041		267.853		270.306		269.483	266.344	263.911	268.777
2017		271.626		274.589		275.304		275.893		277.570		277.414	274.924	273.306	276.542
2018		281.308		283.422		286.062		287.664		289.673		289.896	285.550	282.666	288.435
2019		291.227		294.801		295.259		295.490		298.443		297.007	295.004	293.150	296.859
2020		299.690		298.074		300.032		300.182		301.736		302.948	300.084	299.109	301.059
2021		304.387													

$$(300.084 - 295.004) / 295.004 = 0.01722 = 1.7\% < 2.5\% \text{ COLA for FY21/22}$$

U.S. BUREAU OF LABOR STATISTICS Postal Square Building 2 Massachusetts Avenue NE Washington, DC 20212-0001

Telephone: 1-202-691-5200 Federal Relay Service: 1-800-877-8339 [www.bls.gov](http://www.bls.gov) [Contact Us](#)

## MEMORANDUM OF UNDERSTANDING

### **SANITARY DISTRICT NO. 5 OF MARIN COUNTY and THE EMPLOYEES OF SANITARY DISTRICT NO. 5 OF MARIN COUNTY**

IT IS HEREBY AGREED by and between the Sanitary District No. 5 of Marin County (“District”) and the Employees of Sanitary District No. 5 of Marin County (“Employees”), acting pursuant to and in compliance with the terms and provisions of section 3500 *et seq.* of the California Government Code, that the following terms and conditions shall be applicable to the individuals in the bargaining unit represented by the Employees.

#### Section 1. Recognition

The District has voluntarily recognized the Employees of Sanitary District No. 5 of Marin County as the exclusive representative of all regular (e.g., permanent and probationary) full-time District employees with the exclusion of management and confidential employees.

#### Section 2. Implementation

This Memorandum of Understanding shall become binding upon the parties when adopted by the Board of Directors.

#### Section 3. Term

This Memorandum of Understanding shall be deemed effective as of the date of July 1, 2017 and remain in full force and effect until June 30, 2022.

#### Section 4. District Rights

The rights of the District include, but are not limited to, the exclusive right to determine its mission; set standards of service; determine the procedures and standards of selection for employment and promotion; train and direct its employees; take disciplinary action; relieve its employees from duty because of lack of work or for other legitimate reasons; maintain the efficiency of governmental operations; determine the methods, means and personnel by which governmental operations are to be conducted; determine the content of job classifications; take all necessary actions to carry out its mission in emergencies; exercise complete control and discretion over its organization and the technology of performing its work; and to make rules and regulations for its employees consistent with this MOU.



employees (“2% at 60” retirement benefit formula.) The District’s contribution rates are set by CalPERS.

Government Code Section 20691 permits an employer to pay all or a portion of the member (employee) contributions for employees hired on or before December 31, 2012. (“Employer paid member contribution” or “EMPC”)

Government Code Section 20516 permits employees to share a portion of their employer’s pension cost. (“Pension cost-sharing”)

9.4.1 For Tier One and Tier Two employees subject to Sections 9.2 or 9.3 above, the District shall pay the member (employee) contribution (“employer paid member contribution,” or “EPMC”) and the employees shall pension cost-share as follows:

For FY 2017-2018: The District shall pay the full member contribution, and the employee shall pay, through payroll deduction, 2% of PERSable compensation as permitted by Government Code Section 20516(f).

For FY 2018-2019: The District shall pay the full member contribution, and the employee shall pay, through payroll deduction, 2% of PERSable compensation as permitted by Government Code Section 20516(f).

For FY 2019-2020: The District shall pay the full member contribution, and the employee shall pay, through payroll deduction, 3% of PERSable compensation as permitted by Government Code Section 20516(f).

For FY 2020-2021: The District shall pay the full member contribution, and the employee shall pay, through payroll deduction, 3% of PERSable compensation as permitted by Government Code Section 20516(f).

For FY 2021-2022: The District shall pay the full member contribution, and the employee shall pay, through payroll deduction, 4% of PERSable compensation as permitted by Government Code Section 20516(f).

9.4.2 Implementation of Internal Revenue Code Section 414(h)(2)

All EPMCs for employees are reported to CalPERS as compensation in accordance with Government Code Section 20636(c)(4). The District shall continue to implement Internal Revenue Code Section 414 (h)(2).

9.5 Tier Three: PEPRA Retirement Tier Required For Employees Hired On or After January 1, 2013 and Not Qualified For Reciprocity (Not A Classic Member)

This Section 9.5 including subsections shall apply to employees who were hired on or after January 1, 2013, and who do not qualify for pension reciprocity (not a Classic Member) as stated in Government Code Section 7522.02(c) of the Public Employees’ Pension Reform Act (“PEPRA”).

# April 2021

April 2021							May 2021						
Su	Mo	Tu	We	Th	Fr	Sa	Su	Mo	Tu	We	Th	Fr	Sa
				1	2	3							1
4	5	6	7	8	9	10	2	3	4	5	6	7	8
11	12	13	14	15	16	17	9	10	11	12	13	14	15
18	19	20	21	22	23	24	16	17	18	19	20	21	22
25	26	27	28	29	30		23	24	25	26	27	28	29
							30	31					

SUNDAY	MONDAY	TUESDAY	WEDNESDAY	THURSDAY	FRIDAY	SATURDAY
Mar 28	29	30	31	Apr 1	2	3
				SCO COMPENSATION REPORT DUE APRIL 30th EACH YEAR -- MAJOR FINE IF LATE		
				FORM 700s DUE FOR EACH BOARD MEMBER	New PEMCHA Heath Care Minimum Rate Published for Next Year (@ <a href="http://www.calpers.ca">http://www.calpers.ca</a> )	
4	5	6	7	8	9	10
SCO COMPENSATION REPORT DUE APRIL 30th EACH YEAR -- MAJOR FINE IF LATE						
	Health & Retirement Monthly Premiums Due to CalPERS		Rulon Cottrell's Hire Date: 4.7.2014			
11	12	13	14	15	16	17
SCO COMPENSATION REPORT DUE APRIL 30th EACH YEAR -- MAJOR FINE IF LATE						
		2:00pm CIP Meeting 3:00pm Finance Meeting		5PM: Regularly Scheduled Board Meeting	TAX & SEWER REVENUE: TRANSFER TO LAIF	
18	19	20	21	22	23	24
SCO COMPENSATION REPORT DUE APRIL 30th EACH YEAR -- MAJOR FINE IF LATE						
	TR OUT: ADMIN					
25	26	27	28	29	30	May 1
SCO COMPENSATION REPORT DUE APRIL 30th EACH YEAR -- MAJOR FINE IF LATE						
	TR OUT: ADMIN	8:00am Field Audit			SCO COMPENSATION REPORT DUE (April 30th each year) - MAJOR FINES IF LATE	



# May 2021

May 2021							June 2021						
Su	Mo	Tu	We	Th	Fr	Sa	Su	Mo	Tu	We	Th	Fr	Sa
						1			1	2	3	4	5
2	3	4	5	6	7	8	6	7	8	9	10	11	12
9	10	11	12	13	14	15	13	14	15	16	17	18	19
16	17	18	19	20	21	22	20	21	22	23	24	25	26
23	24	25	26	27	28	29	27	28	29	30			
30	31												

SUNDAY	MONDAY	TUESDAY	WEDNESDAY	THURSDAY	FRIDAY	SATURDAY
Apr 25	26	27	28	29	30	May 1 PUBLIC NOTICE TO THE ARK: PROVIDE NOTICE OF WHEN & WHERE FINAL
2	3	4	5 Health & Retirement Monthly Premiums Due to CalPERS	6	7	8
9	10	11 2:00pm CIP Meeting 3:00pm Finance Meeting	12	13	14	15
16	17	18 CONFIRM ANNUAL SEWER SERVICE RATES (RESIDENTIAL) FOR BOARD	19	20 5PM: Regularly Scheduled Board Meeting	21	22
23	24	25 8:00am Field Audit	26	27	28	29
30	31	Jun 1	2	3	4	5