

**NOTICE AND AGENDA
Regular Board Meeting
Sanitary District No. 5 of Marin County
Thursday, October 15, 2020**

5:00 P.M. REGULAR BOARD MEETING

CORONA VIRUS (COVID-19) ADVISORY NOTICE

Consistent with Executive Orders No. N-25-20 and No. N-29-20 from the Executive Department of the State of California, the Meeting will not be physically open to the public and all Board Members and Staff will be teleconferencing into the meeting.

How to Submit Public Comments:

Comments submitted prior to the commencement of the meeting will be presented to the Board and included in the public record for the meeting.

Public Comments are to be submitted via email to rdohrmann@sani5.org.

In addition, members of the public who are calling in, will have the opportunity to provide public comments by following the steps below:

How to Participate in the Meeting:

Join Zoom Meeting by clicking on the following link:

<https://us02web.zoom.us/j/6230620778>

Meeting ID: 623 062 0778

or join by phone:

Call in number: (669) 900-9128 Participant Code: 623 062 0778

ROLL CALL

PUBLIC COMMENTS: The public is invited to address the Board on items that do not appear on the agenda and that are within the subject matter jurisdiction of the Board. The Brown Act does not allow the Board to take action on any public comment. Please limit public comments to no more than three minutes.

DIRECTORS' COMMENTS AND/OR AGENDA REQUESTS:

CONSENT CALENDAR:

1. Approval of September 17, 2020 Regular Board Meeting Minutes (Dohrmann)
2. Review and Receive all Electronic Fund Transfers (EFT) and Approve Warrants for September 11 through October 8, 2020; JP Morgan Chase Bank Check No. 7775 through Check No. 7831, all transactions totaling in the amount of \$757,358.02; and Receive September 2020 Payroll, in the amount of \$108,170.11 (Dohrmann)
3. Receipt of Financial Reports for September 2020 (Dohrmann)

MANAGEMENT REPORTS:

4. District Management Summary Report (Rubio)

NEW BUSINESS:

5. Review and approve Resolution No. 2020-09: A resolution ratifying use of approximately \$93,691 from Capital Reserve funds for payment of CalPERS' Fresh Start & asset offsets, assumption & method changes, accrued asset & non-asset balances for Classic Members' unfunded liability (Rubio) – Action
6. Review and approve Resolution No. 2020-10: A resolution ratifying use of approximately \$2,676 from Capital Reserve funds for payment of CalPERS' Fresh Start & asset offsets, assumption & method changes, accrued asset & non-asset balances for PEPRAs Members' unfunded liability (Rubio) – Action
7. Review and approve Cove Road Force Main Project Change Order #1- Additional potholing. Time & material change order, in the amount of amount of eighteen thousand, four hundred fifty-six dollars and seventy-four cents (\$18,456.74) (Rubio) - Action
8. Review and approve Cove Road Force Main Project Changer Order #2 – Changed conditions on Cove Rd. Time & material change order, in the amount of one hundred seventy-one thousand, thirty-seven dollars and forty-eight cents (\$171,037.48) (Rubio) - Action
9. Review and accept HDR's proposal for an alternative energy study and authorize the District Manager to begin working with HDR. Study will evaluate potential sites for solar projects and provide cost estimates and payback for those options for future consideration. Amount not to exceed \$20,995 (Rubio) - Action

UNFINISHED BUSINESS:

COMMITTEE REPORTS:

10. Capital Improvement Program Committee (Carapiet/Moody)
11. Finance & Fiscal Oversight Committee (Carapiet/Snyder)
12. Governance Committee (Snyder/Moody)
13. Personnel Committee (Moody/Lasky)

OTHER BUSINESS:

ENVIRONMENTAL:

CORRESPONDENCE:

INFORMATIONAL ITEMS:

ADJOURNMENT

The Board will be asked to adjourn the meeting to a Regular Board Meeting on November 19, 2020, at 5:00 p.m.

The Board of Directors may, at its discretion, consider agenda items out of the order in which they appear above.
Accessible public meetings: Upon request, the District will provide written agenda materials in appropriate alternate formats, or disability-related modification or accommodation, including auxiliary aids or services to enable individual with disabilities to participate in public meetings. Please submit written requests to the District at P.O. Box 227, Tiburon, CA 94920 or rdohrmann@sani5.org at least two days prior to the meeting.

**Minutes of a Regular Board Meeting
Sanitary District No. 5 of Marin County
Thursday, September 17, 2020**

5:00 P.M. REGULAR BOARD MEETING

CORONAVIRUS (COVID-19) ADVISORY NOTICE

On March 16, 2020, the Marin County Public Health Officer issued a legal order directing residents to shelter at home for three weeks beginning March 17, and that order was superseded on March 31, 2020, by an updated order that further directed residents to shelter at home until May 3, 2020, superseded by another updated order that directs residents to shelter at home until May 31, 2020.

The newly issued order continues to limit activity, travel and business functions to only the most essential needs. Additional information is available at <https://coronavirus.marinhhs.org>

Consistent with Executive Orders No. N-25-20 and No. N-29-20 from the Executive Department of the State of California, the Meeting will not be physically open to the public and all Board Members and Staff will be teleconferencing into the meeting.

How to Submit Public Comments:

Comments submitted prior to the commencement of the meeting will be presented to the Board and included in the public record for the meeting.

Public Comments are to be submitted via email to rdohrmann@sani5.org.

In addition, members of the public who are calling in, will have the opportunity to provide public comments by following the steps below:

How to Participate in the Meeting:

Join Zoom Meeting by clicking on the following link:

<https://us02web.zoom.us/j/6230620778>

Meeting ID: 623 062 0778

or join by phone:

Call in number: (669) 900-9128 Participant Code: 623 062 0778

CALL TO ORDER by President Catharine Benediktsson at 5:00 P.M.

ROLL CALL

Directors present:	Catharine Benediktsson, President Tod Moody, Vice President Michael Lasky, Director John Carapiet, Director
Directors absent:	Richard Snyder, Secretary
Staff present:	Tony Rubio, District Manager Robin Dohrmann, Office Manager
Others in attendance:	Omar Arias, Tiburon Resident Mark Freiberg, Tiburon Resident

PUBLIC COMMENTS: The public is invited to address the Board on items that do not appear on the agenda and that are within the subject matter jurisdiction of the Board. The Brown Act does not allow the Board to take action on any public comment. Please limit public comments to no more than three minutes.

There were no public comments at this time.

DIRECTORS' COMMENTS AND/OR AGENDA REQUESTS:

- Director Carapiet inquired into which SD5 Committee would address non-compliance re customer permit violation enforcement; he pressed the Board to insert verbiage, citing daily fines for overdue rectification of SD5 permit timelines
- Director Carapiet suggested – as elected officials – the Board talk to as many residents as possible regarding how many agencies in the County have huge amounts of unfunded pension liabilities owed to CalPERS. Regardless of SD5 diligently paying off most of our (CalPERS) debt, SD5 ought to educate the public on this growing financial problem, by calling out local public agencies in arrears based on the negligence of their responsibility to their employees, and as agreed with CalPERS, to fund their employees' pension plans.

CONSENT CALENDAR:

1. Approval of August 20, 2020 Regular Board Meeting Minutes (Dohrmann)
2. Review and Receive all Electronic Fund Transfers (EFT) and Approve Warrants for August 12 through September 10, 2020; JP Morgan Chase Bank Check No. 7736 through Check No. 7774, all transactions totaling in the amount of \$930,353.42; and Receive August 2020 Payroll, in the amount of \$116,514.44 (Dohrmann)
3. Receipt of Financial Reports for August 2020 (Dohrmann)

Discussion by the Board. Motion (Moody/Lasky) to approve Items No. 1 through No. 3 on the Consent Calendar. Passed (4-0-0-1).

MANAGEMENT REPORTS:

4. District Management Summary Report (Rubio)

District Manager, Tony Rubio, presented a written and verbal report on current District issues, responding to questions from the Board. Discussion by the Board.

NEW BUSINESS:

5. Review CalPERS' Annual Valuation Reports, as of June 30, 2019, for SD5 Classic Members, and consideration of prepayment option for FY2021-2022, in the amount of (approximately) ninety-three thousand, six-hundred ninety-one dollars (\$93,691.00) (Rubio) – Action

Discussion by the Board. Motion (Carapiet/Lasky) to prepay SD5 Classic Members' CalPERS' Unfunded Annual Liability Assumption Changes for FY2021-2022, in the amount of (approximately) ninety-three thousand, six-hundred ninety-one dollars (\$93,691.00). Passed (4-0-0-1).

6. Review CalPERS' Annual Valuation Reports, as of June 30, 2019, for SD5 PEPRA Members, and consideration of prepayment option for FY2021-2022, in the amount of (approximately) two-thousand, six-hundred seventy-six dollars (\$2,676.00) (Rubio) – Action

Discussion by the Board. Motion (Carapiet/Lasky) to prepay SD5 PEPRA Members' CalPERS' Unfunded Annual Liability Assumption Changes for FY2021-2022, in the amount of (approximately) two-thousand, six-hundred seventy-six dollars (\$2,676.00). Passed (4-0-0-1).

UNFINISHED BUSINESS:

COMMITTEE REPORTS:

7. Capital Improvement Program Committee (Carapiet/Moody) – verbal report + action item log
8. Finance & Fiscal Oversight Committee (Carapiet/Snyder) – verbal report provided
9. Governance Committee (Snyder/Moody) None
10. Personnel Committee (Moody/Lasky) None

OTHER BUSINESS: None

ENVIRONMENTAL: None

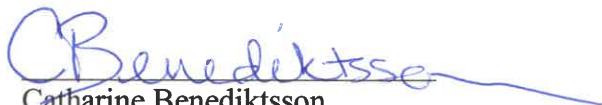
CORRESPONDENCE: None

INFORMATIONAL ITEMS: None


ADJOURNMENT

The Board adjourned at 5:46 p.m. to a Regular Board Meeting on October 15th, 2020, at 5:00 p.m..

Approved:


Catharine Benediktsson
President, Board of Directors

Attest:


Tod Moody
Vice President, Board of Directors

Sanitary Distr. No.5 of Marin Co.
Warrant List Summary
 September 11 through October 8, 2020

10/06/20

Date	Num	Name	Memo	Amount
JP Morgan Chase - Primary 7399				
10/06/20	EFT	CalPERS	EFT Health Premium, October 2020, Cust #4163206459	-15,484.84
10/06/20	EFT	PERS	EFT PERS Retirement, September 2020	-11,687.40
09/21/20	WIRE	PERS	CalPERS Unfunded Accrued Liability (UAL) Lump Sum Payment for SD5 FY1...	-93,691.00
09/21/20	WIRE	PERS	CalPERS Unfunded Accrued Liability (UAL) Lump Sum Payment for SD5 FY1...	-2,676.00
09/15/20	7775	Comcast Business	Acct# 8155 30 011 0149465, Bus. Voice, Internet & Cable, Sept-Oct, 2020	-575.33
09/15/20	7776	Special District Risk Management Authorit	Member #7665, Life, Vision, DDS & LTD Ins., Oct 2020	-1,547.77
09/15/20	7777	Staples, Inc.	Acct #60111000714, Office & Janitorial Supplies, Sept 2020	-43.26
09/15/20	7778	Verizon Wireless	Acct #0342125502-00001: iPhones, August 2020	-350.83
09/15/20	7779	BPX Printing & Graphics	SD5 for Cove Road, Sept 2020	-467.48
09/15/20	7780	Rosser, John	Reimb. EE Incentive, September 2020	-1,503.26
09/15/20	7781	Triola, Joseph	Reimb. for Standby Mi., July 2020	-54.05
09/17/20	7782	Maggiora & Ghilotti, Inc.	M&G Project #7716 - Cove Rd. Force Main Replacement Project, August 2020	-39,567.69
10/08/20	7784	Alhambra	Acct #547945611762129, Water, October 2020	-135.68
10/08/20	7785	Access Answering Service	Acct #4080C, Answering Service, October 2020	-60.00
10/08/20	7786	Airgas USA, LLC	Payer# 3624252, M.P. Supplies, October 2020	-164.18
10/08/20	7787	AT&T	Acct #960732-76375559, Sept. 2020	-806.69
10/08/20	7788	Banshee Networks, Inc.	Computer/IT Support, Aug-Sept 2020	-21,974.33
10/08/20	7789	Bay Alarm	Acct #274428, Oct - Dec, 2020	-258.00
10/08/20	7790	Burke, Williams & Sorensen, LLP	Legal Advice, August 2020	-2,448.00
10/08/20	7791	Cal-Steam	Cust ID# 89563, Safety, September 2020	-131.11
10/08/20	7792	California State Disbursement Unit	CSE Case# 200000002184580; Court Case# SFL 81271, September 2020	-600.00
10/08/20	7793	Caltest Analytical Laboratory	M.P./P.C. Lab Sampling, September 2020	-4,916.95
10/08/20	7794	Caltronics Business Systems, Inc.	Acct #SD15, Multi-purpose Copier Contract, August 2020	-112.15
10/08/20	7795	Cintas Corporation #626	Acct #626-00821, PPE/Safetywear + Service, September 2020	-846.54
10/08/20	7796	Code Publishing, Inc.	Project#:329170, Web Hosting, September, 2020	-400.00
10/08/20	7797	CWEA	Membership Renewals + 1 Cert., October 2020	-287.99
10/08/20	7798	D&K Auto Service	SD5 Truck Maint., August 2020	-5,949.92
10/08/20	7799	DKF Solutions Group, LLC	My Safety Officer Monthly Subscription, October 2020	-350.00
10/08/20	7800	Fastenal Company	CASA10962, M.P. Supplies, September, 2020	-3,992.11
10/08/20	7801	Goodman Building Supply Co.	Acct #20070, Parts & Svc, P&L, MP+PC, September 2020	-345.56
10/08/20	7802	Grainger	Acct #810128785, M.P. & P.C. Supplies, September 2020	-1,405.80
10/08/20	7803	Harrington Industrial Plastics LLC	Cust #044227, SD5 Supplies, September 2020	-1,797.34
10/08/20	7804	HDR Engineering, Inc.	Consulting, MCSD5 Cllxn Sys Mstr Plan, August 2020	-14,214.22
10/08/20	7805	Home Depot Credit Services	Acct #6035 3220 0516 4334, M.P. Supplies, September, 2020	-674.64
10/08/20	7806	Kepware	Cust #619101, SCADA /Modbusware Suite, September, 2020	-235.00
10/08/20	7807	Larry Walker Associates, Inc.	Tech Support for M.P. NPDES Reg. Assistance, September 2020	-532.00
10/08/20	7808	Lystek Int'l, LTD	Biosolids Transport, September, 2020	-1,347.84
10/08/20	7809	Maggiora & Ghilotti, Inc.	M&G Project #7716 - Cove Rd. Force Main Replacement Project, September ...	-348,783.72
10/08/20	7810	Maltby Electric Supply Co., Inc.	Cust No.15953, M.P. & P&L Supplies, September 2020	-897.53
10/08/20	7811	Nute Engineering Corp.	Consulting & Engr. Svcs., August 2020	-21,820.95
10/08/20	7812	Ongaro & Sons, Inc.	Client #1082, M.P. Parts & Service, September 2020	-330.00
10/08/20	7813	Owen Equipment Sales	Acct #C10655, SD5 Vactor Truck Maintenance, September 2020	-957.96
10/08/20	7814	Pacific Gas & Electric	Acct #2908031411-4, Utilities, September 2020	-23,896.82
10/08/20	7815	Perotti & Carrade	Client #1901 - FY19-20 Audit Services, PP#4, September 2020	-7,000.00
10/08/20	7816	Peterson Power Systems, Inc.	Cust #:5656305, Portable Generator, September 2020	-89,828.02
10/08/20	7817	Peterson	Cust #:5656305, M.P. Generator & P&L Generator Repairs, August 2020	-5,241.97
10/08/20	7818	Pumping Solutions, Inc.	Cust #43104, MP Parts & Svc, September 2020	-5,584.45
10/08/20	7819	Roy's Sewer Service, Inc.	P&L + P.C. Sludge Removal, September 2020	-1,645.00
10/08/20	7820	SASM	Bioassay Testing, Jul - Sept, 2020	-1,800.00
10/08/20	7821	Town of Tiburon	Fuel, Jul - Sept, 2020	-2,509.47
10/08/20	7822	U.S. Bank	Acct#:4246-0441-0158-3635, September 2020	-2,644.61
10/08/20	7823	Univar	Cust ID #STDT001, Chemicals, September 2020	-7,270.74
10/08/20	7824	USA BlueBook	Cust #933682, M.P., P.C. & Lab Supplies, September 2020	-1,046.06
10/08/20	7825	Water Components & Building Supply	Acct #454, P.C. Maint. Parts & Service, August 2020	-616.31
10/08/20	7826	XMR Fire Emergency Services Consulting	Website Hosting, Maint & Support, Contract Renewal 2021, October 2020	-1,394.00
10/08/20	7827	Bilsborough, Chad	FY20-21 PPE/Safety/Boot Allowance & S/B Mileage Reimb., September 2020	-1,245.53
10/08/20	7828	La Torre, Daniel P.	Safety Boots Reimb., Sept 2020	-179.85
10/08/20	7829	Rosser, John	Reimb. for S/B Mileage, September 2020	-100.72
10/08/20	7830	Rubio, Antonio	M.P. Parts & Service (Break Room Refrigerator) Reimb, Sept 2020	-760.22
10/08/20	7831	Triola, Joseph	Reimb. for S/B Mileage, Aug-Sept, 2020	-169.13
Total JP Morgan Chase - Primary 7399				-757,358.02
TOTAL				-757,358.02

**Sanitary Distr. No.5 of Marin Co.
Warrant List Detail**

September 11 through October 8, 2020

10/12/20

Date	Num	Name	Memo	Account	Class	Paid Amount
10/06/20	EFT	CalPERS	EFT Health Premium, October 2020, Cust #4163206459	JP Morgan Chase - Primary 7399		
			Active Employee Health Premium - October 2020	8020.05 - Employee Health	Belvedere	-5,249.16
			Active Employee Health Premium - October 2020	8020.05 - Employee Health	Tiburon:Paradise Cove	-378.17
			Active Employee Health Premium - October 2020	8020.05 - Employee Health	Tiburon	-8,973.96
			Retiree Health Premium - October 2020	8022.05 - Reitree Health	Belvedere	-299.82
			Retiree Health Premium - October 2020	8022.05 - Reitree Health	Tiburon:Paradise Cove	-21.60
			Retiree Health Premium - October 2020	8022.05 - Reitree Health	Tiburon	-512.58
			Active Employee Health Premium - October 2020 - Admin Fee	8020.05 - Employee Health	Belvedere	-12.60
			Active Employee Health Premium - October 2020 - Admin Fee	8020.05 - Employee Health	Tiburon:Paradise Cove	-0.91
			Active Employee Health Premium - October 2020 - Admin Fee	8020.05 - Employee Health	Tiburon	-21.53
			Retiree Health Premium - October 2020 - Admin Fee	8022.05 - Reitree Health	Belvedere	-5.22
			Retiree Health Premium - October 2020 - Admin Fee	8022.05 - Reitree Health	Tiburon:Paradise Cove	-0.38
			Retiree Health Premium - October 2020 - Admin Fee	8022.05 - Reitree Health	Tiburon	-8.91
TOTAL						-15,484.84
10/06/20	EFT	PERS	EFT PERS Retirement, September 2020	JP Morgan Chase - Primary 7399		
			Retirement September 2020 (Classic 1600 Rate): ER @ 14.194 %; EE @ 3.0%	8019.05 - PERS Retirement	Belvedere	-4,638.44
			Retirement September 2020 (Classic 1600 Rate)	8019.05 - PERS Retirement	Tiburon:Paradise Cove	-334.17
			Retirement September 2020 (Classic 1600 Rate)	8019.05 - PERS Retirement	Tiburon	-7,929.87
			Adjustments/ CalPERS Review #P19-056 - Special Comp (Classic 1600 Rate)	8019.05 - PERS Retirement	Belvedere	1,744.01
			Adjustments/ CalPERS Review #P19-056 - Special Comp (Classic 1600 Rate)	8019.05 - PERS Retirement	Tiburon:Paradise Cove	125.65
			Adjustments/ CalPERS Review #P19-056 - Special Comp (Classic 1600 Rate)	8019.05 - PERS Retirement	Tiburon	2,981.54
			Retirement September 2020 (PEPRA Rates: ER @ 7.732%; EE @ 6.75%)	8019.05 - PERS Retirement	Belvedere	-1,949.69
			Retirement September 2020 (PEPRA Rate)	8019.05 - PERS Retirement	Tiburon:Paradise Cove	-140.47
			Retirement September 2020 (PEPRA Rate)	8019.05 - PERS Retirement	Tiburon	-3,333.19
			Adjustments/ CalPERS Review #P19-056 - Special Comp (PEPRA 27151 Rate)	8019.05 - PERS Retirement	Belvedere	642.51
			Adjustments/ CalPERS Review #P19-056 - Special Comp (PEPRA 27151 Rate)	8019.05 - PERS Retirement	Tiburon:Paradise Cove	46.29
			Adjustments/ CalPERS Review #P19-056 - Special Comp (PEPRA 27151 Rate)	8019.05 - PERS Retirement	Tiburon	1,098.43
TOTAL						-11,687.40
09/21/20	WIRE	PERS	CalPERS Unfunded Accrued Liability (UAL) Lump Sum Payment for SD5 FY...	JP Morgan Chase - Primary 7399		
			CalPERS Unfunded Accrued Liability (UAL) Lump Sum Payment for SD5 FY18-1...	8019.08 - PERS Retirement - CalPERS U...	Belvedere	-34,581.35
			CalPERS Unfunded Accrued Liability (UAL) Lump Sum Payment for SD5 FY18-1...	8019.08 - PERS Retirement - CalPERS U...	Tiburon	-59,109.65
TOTAL						-93,691.00
09/21/20	WIRE	PERS	CalPERS Unfunded Accrued Liability (UAL) Lump Sum Payment for SD5 FY...	JP Morgan Chase - Primary 7399		
			CalPERS Unfunded Accrued Liability (UAL) Lump Sum Payment for SD5 FY18-1...	8019.08 - PERS Retirement - CalPERS U...	Belvedere	-987.71
			CalPERS Unfunded Accrued Liability (UAL) Lump Sum Payment for SD5 FY18-1...	8019.08 - PERS Retirement - CalPERS U...	Tiburon	-1,688.29
TOTAL						-2,676.00
09/15/20	7775	Comcast Business	Acct# 8155 30 011 0149465, Bus. Voice, Internet & Cable, Sept-Oct, 2020	JP Morgan Chase - Primary 7399		
			Bundle: Cable (\$72.60 + Broadcast & Regional Fees (varies/mo @ +/- \$12.55+\$8...	8510 - Data/Alarms/IT Supp & Licensing	Belvedere	-33.49
			Bundle: Cable (\$72.60 + Broadcast & Regional Fees (varies/mo)), 9.12.2020 - 10...	8510 - Data/Alarms/IT Supp & Licensing	Tiburon:Paradise Cove	-2.41
			Bundle: Cable (\$72.60 + Broadcast & Regional Fees (varies/mo)), 9.12.2020 - 10...	8510 - Data/Alarms/IT Supp & Licensing	Tiburon	-57.25
			Bundle: Internet (\$128.35+modem (eqpmnt @\$18.45/mo.) (incl/ \$60 credit)), 9.1...	8510 - Data/Alarms/IT Supp & Licensing	Belvedere	-46.14
			Bundle: Internet (\$109.90+modem (eqpmnt @\$18.45/mo. (incl/ \$60 credit)), 9.12....	8510 - Data/Alarms/IT Supp & Licensing	Tiburon:Paradise Cove	-3.32
			Bundle: Internet (\$109.90+modem (eqpmnt @\$18.45/mo. (incl/ \$60 credit)), 9.12....	8510 - Data/Alarms/IT Supp & Licensing	Tiburon	-78.89
			Bundle: Land Line Phones (Varies: \$254.50 (incl/ \$45 credit) + Voice Ntwrk, Dir L...	8531 - Main Plant Telephones	Belvedere	-123.16
			Bundle: Land Line Phones (Varies: \$254.50 (incl/ \$45 credit) + Voice Ntwrk, Dir L...	8532 - Paradise Cove Telephones	Tiburon:Paradise Cove	-8.87
			Bundle: Land Line Phones (Varies: \$254.50 (incl/ \$45 credit) + Voice Ntwrk, Dir L...	8531 - Main Plant Telephones	Tiburon	-210.55
			Bundle: Taxes & Fees (+/- \$5 - varies/mo), 9.12.2020 - 10.11.2020	8510 - Data/Alarms/IT Supp & Licensing	Belvedere	-2.02
			Bundle: Taxes & Fees (+/- \$5 - varies/mo), 9.12.2020 - 10.11.2020	8510 - Data/Alarms/IT Supp & Licensing	Tiburon:Paradise Cove	-0.15
			Bundle: Taxes & Fees (+/- \$5 - varies/mo), 9.12.2020 - 10.11.2020	8510 - Data/Alarms/IT Supp & Licensing	Tiburon	-3.46
			Bundle: Taxes & Fees (+/- \$5 - varies/mo), 7.12.2020 - 8.11.2020	8531 - Main Plant Telephones	Belvedere	-2.02

**Sanitary Distr. No.5 of Marin Co.
Warrant List Detail**

September 11 through October 8, 2020

10/12/20

Date	Num	Name	Memo	Account	Class	Paid Amount
			Bundle: Taxes & Fees (+/- \$5 - varies/mo), 7.12.2020 - 8.11.2020	8532 · Paradise Cove Telephones	Tiburon:Paradise Cove	-0.15
			Bundle: Taxes & Fees (+/- \$5 - varies/mo), 7.12.2020 - 8.11.2020	8531 · Main Plant Telephones	Tiburon	-3.45
TOTAL						-575.33
09/15/20	7776	Special District Risk Management ...	Member #7665, Life, Vision, DDS & LTD Ins., Oct 2020	JP Morgan Chase - Primary 7399		
			Employee Life Insurance - Inv #33723, October 2020	8020.05 · Employee Health	Belvedere	-48.89
			Employee Life Insurance - Inv #33723, October 2020	8020.05 · Employee Health	Tiburon:Paradise Cove	-3.52
			Employee Life Insurance - Inv #33723, October 2020	8020.05 · Employee Health	Tiburon	-83.59
			Employee Supplemental Life Insurance - Inv #33723, October 2020	8020.05 · Employee Health	Belvedere	18.22
			Employee Supplemental Life Insurance - Inv #33723, October 2020	8020.05 · Employee Health	Tiburon:Paradise Cove	1.31
			Employee Supplemental Life Insurance - Inv #33723, October 2020	8020.05 · Employee Health	Tiburon	31.14
			Employee LTD Insurance - Inv #33723, October 2020	8020.05 · Employee Health	Belvedere	-127.22
			Employee LTD Insurance - Inv #33723, October 2020	8020.05 · Employee Health	Tiburon:Paradise Cove	-9.17
			Employee LTD Insurance - Inv #33723, October 2020	8020.05 · Employee Health	Tiburon	-217.48
			Employee DDS Insurance - Inv #33723, October 2020	8020.05 · Employee Health	Belvedere	-337.76
			Employee DDS Insurance - Inv #33723, October 2020	8020.05 · Employee Health	Tiburon:Paradise Cove	-24.33
			Employee DDS Insurance - Inv #33723, October 2020	8020.05 · Employee Health	Tiburon	-577.44
			Employee Vision Insurance - Inv #33723, October 2020	8020.05 · Employee Health	Belvedere	-60.77
			Employee Vision Insurance - Inv #33723, October 2020	8020.05 · Employee Health	Tiburon:Paradise Cove	-4.38
			Employee Vision Insurance - Inv #33723, October 2020	8020.05 · Employee Health	Tiburon	-103.89
TOTAL						-1,547.77
09/15/20	7777	Staples, Inc.	Acct #60111000714, Office & Janitorial Supplies, Sept 2020	JP Morgan Chase - Primary 7399		
			Inv #2631860171, Office Supplies, 9.2.20	6047 · Office Supplies	Belvedere	-15.55
			Inv #2631860171, Office Supplies, 9.2.20	6047 · Office Supplies	Tiburon:Paradise Cove	-1.12
			Inv #2631860171, Office Supplies, 9.2.20	6047 · Office Supplies	Tiburon	-26.59
TOTAL						-43.26
09/15/20	7778	Verizon Wireless	Acct #0342125502-00001: iPhones, August 2020	JP Morgan Chase - Primary 7399		
			Inv #9862217820: Monthly Charges (\$342.40) - August 2020	8531 · Main Plant Telephones	Belvedere	-123.09
			Inv #9862217820: Monthly Charges (\$320.79) - July 2020	8532 · Paradise Cove Telephones	Tiburon:Paradise Cove	-8.87
			Inv #9862217820: Monthly Charges (\$320.79) - July 2020	8531 · Main Plant Telephones	Tiburon	-210.45
			Inv #9862217820: Taxes, Gov't Surcharges & Fees - July 2020	8531 · Main Plant Telephones	Belvedere	-3.03
			Inv #9862217820: Taxes, Gov't Surcharges & Fees - July 2020	8532 · Paradise Cove Telephones	Tiburon:Paradise Cove	-0.21
			Inv #9862217820: Taxes, Gov't Surcharges & Fees - July 2020	8531 · Main Plant Telephones	Tiburon	-5.18
TOTAL						-350.83
09/15/20	7779	BPX Printing & Graphics	SD5 for Cove Road, Sept 2020	JP Morgan Chase - Primary 7399		
			Inv #RI00244240, Graphics for Specs re Cove Rd Force Main Project (61%/ Prog...	9311.2 · Cove Rd FM - Const, Ph I	Belvedere	-285.16
			Inv #RI00244240, Graphics for Specs re Cove Rd Force Main Project (39%/ Prog...	9311.2 · Cove Rd FM - Const, Ph I	Tiburon	-182.32
TOTAL						-467.48
09/15/20	7780	Rosser, John	Reimb. EE Incentive, September 2020	JP Morgan Chase - Primary 7399		
			Employee Incentive/Con't Ed Stipend: Completion of Advanced Waste Treatment...	8005 · Employee Incentives	Belvedere	-359.50
			Employee Incentive/Con't Ed Stipend: Completion of Advanced Waste Treatment...	8005 · Employee Incentives	Tiburon:Paradise Cove	-25.90
			Employee Incentive/Con't Ed Stipend: Completion of Advanced Waste Treatment...	8005 · Employee Incentives	Tiburon	-614.60
			Con't Ed Books (Advanced Waste Trx, Ed 5) + Postage, August 2020	6020 · Continuing Education	Belvedere	-36.09
			Con't Ed Books (Advanced Waste Trx, Ed 5) + Postage, August 2020	6020 · Continuing Education	Tiburon:Paradise Cove	-2.60
			Con't Ed Books (Advanced Waste Trx, Ed 5) + Postage, August 2020	6020 · Continuing Education	Tiburon	-61.71
			Standby Mileage for callouts in Belvedere, through 8.26.2020	6018.2 · Standby Mileage Expense Reimb	Belvedere	-302.15
			Standby Mileage for callouts in Tiburon, through 8.26.2020	6018.2 · Standby Mileage Expense Reimb	Tiburon	-100.71
TOTAL						-1,503.26

**Sanitary Distr. No.5 of Marin Co.
Warrant List Detail**

10/12/20

September 11 through October 8, 2020

Date	Num	Name	Memo	Account	Class	Paid Amount
09/15/20	7781	Triola, Joseph	Reimb. for Standby Mi., July 2020	JP Morgan Chase - Primary 7399		
			Belv. Standby Mi.Reimb., thru 7.9.2020	6018.2 · Standby Mileage Expense Reimb	Belvedere	-54.05
TOTAL						-54.05
09/17/20	7782	Maggiore & Ghilotti, Inc.	M&G Project #7716 - Cove Rd. Force Main Replacement Project, August 2020	JP Morgan Chase - Primary 7399		
			Progress Payment #2, Cove Rd. Force Main Rplcmnt (81.0% Belv), thru July 2020	9311.2 · Cove Rd FM - Const, Ph I	Belvedere	-33,736.66
			Progress Payment #2, Cove Rd. Force Main Rplcmnt (81.0% Belv), thru July 2020	Retainage Payable	Belvedere	1,686.83
			Progress Payment #2, Cove Rd. Force Main Rplcmnt (19.0% Tib), thru July 2020	9311.2 · Cove Rd FM - Const, Ph I	Tiburon	-7,913.54
			Progress Payment #2, Cove Rd. Force Main Rplcmnt (19.0% Tib) thru July 2020	Retainage Payable	Tiburon	395.68
TOTAL						-39,567.69
10/08/20	7784	Alhambra	Acct #547945611762129, Water, October 2020	JP Morgan Chase - Primary 7399		
			Inv #12012314 091820 Water, 8.20.2020 - 9.16.2020	7023 · Janitorial Supplies & Service	Belvedere	-48.78
			Inv #12012314 091820 Water, 8.20.2020 - 9.16.2020	7042 · Paradise Supplies & Chemicals	Tiburon:Paradise Cove	-3.51
			Inv #12012314 091820 Water, 8.20.2020 - 9.16.2020	7023 · Janitorial Supplies & Service	Tiburon	-83.39
TOTAL						-135.68
10/08/20	7785	Access Answering Service	Acct #4080C, Answering Service, October 2020	JP Morgan Chase - Primary 7399		
			Inv #23089, Answering Service, October 2020 - SSO & Alarm Notifications	8510 · Data/Alarms/IT Supp & Licensing	Belvedere	-21.57
			Inv #23089, Answering Service, October 2020 - SSO & Alarm Notifications	8510 · Data/Alarms/IT Supp & Licensing	Tiburon:Paradise Cove	-1.55
			Inv #23089, Answering Service, October 2020 - SSO & Alarm Notifications	8510 · Data/Alarms/IT Supp & Licensing	Tiburon	-36.88
TOTAL						-60.00
10/08/20	7786	Airgas USA, LLC	Payer# 3624252, M.P. Supplies, October 2020	JP Morgan Chase - Primary 7399		
			Inv #9105364274 + Inv #9105364385, P.C. Supplies, 10.22.2020, 10.22.2020	7042 · Paradise Supplies & Chemicals	Tiburon:Paradise Cove	-164.18
TOTAL						-164.18
10/08/20	7787	AT&T	Acct #960732-76375559, Sept. 2020	JP Morgan Chase - Primary 7399		
			PC Plant Telephones, Sept. 2020	8532 · Paradise Cove Telephones	Tiburon:Paradise Cove	-327.89
			PC Pumps & Lines Telephones, Sept. 2020	8533 · Pumps & Lines Telephones	Tiburon:Paradise Cove	-173.48
			Tib Pumps & Lines Telephones, Sept. 2020	8533 · Pumps & Lines Telephones	Tiburon	-305.32
TOTAL						-806.69
10/08/20	7788	Banshee Networks, Inc.	Computer/IT Support, Aug-Sept 2020	JP Morgan Chase - Primary 7399		
			Inv #14515, Monthly System back-ups, Maint. & Troubleshooting, August 2020	8510 · Data/Alarms/IT Supp & Licensing	Belvedere	-954.46
			Inv #14515, Monthly System back-ups, Maint. & Troubleshooting, August 2020	8510 · Data/Alarms/IT Supp & Licensing	Tiburon:Paradise Cove	-68.76
			Inv #14515, Monthly System back-ups, Maint. & Troubleshooting, August 2020	8510 · Data/Alarms/IT Supp & Licensing	Tiburon	-1,631.74
			Inv #14516, SCADA Server removal, installation + reconnection with systems in p...	8510 · Data/Alarms/IT Supp & Licensing	Belvedere	-6,776.58
			Inv #14516, SCADA Server removal, installation + reconnection with systems in p...	8510 · Data/Alarms/IT Supp & Licensing	Tiburon:Paradise Cove	-488.22
			Inv #14516, SCADA Server removal, installation + reconnection with systems in p...	8510 · Data/Alarms/IT Supp & Licensing	Tiburon	-11,585.21
			Inv #14520, Renewal and management of set up at Microsoft 365, September, 2...	8510 · Data/Alarms/IT Supp & Licensing	Belvedere	-168.74
			Inv #14520, Renewal and management of set up at Microsoft 365, September, 2...	8510 · Data/Alarms/IT Supp & Licensing	Tiburon:Paradise Cove	-12.16
			Inv #14520, Renewal and management of set up at Microsoft 365, September, 2...	8510 · Data/Alarms/IT Supp & Licensing	Tiburon	-288.46
TOTAL						-21,974.33

**Sanitary Distr. No.5 of Marin Co.
Warrant List Detail**

10/12/20

September 11 through October 8, 2020

Date	Num	Name	Memo	Account	Class	Paid Amount
10/08/20	7789	Bay Alarm	Acct #274428, Oct - Dec, 2020 Inv #274428200915M, Alarm Monitoring Fees - Burglar & Fire, 710.1.2020 - 12.3... Inv #274428200915M, Alarm Monitoring Fees - Burglar & Fire, 710.1.2020 - 12.3... Inv #274428200915M, Alarm Monitoring Fees - Burglar & Fire, 710.1.2020 - 12.3...	JP Morgan Chase - Primary 7399 8510 · Data/Alarms/IT Supp & Licensing 8510 · Data/Alarms/IT Supp & Licensing 8510 · Data/Alarms/IT Supp & Licensing	Belvedere Tiburon:Paradise Cove Tiburon	-92.75 -6.68 -158.57
TOTAL						-258.00
10/08/20	7790	Burke, Williams & Sorensen, LLP	Legal Advice, August 2020 Inv #259346, SD5 DCS, August 2020 Inv #259346, SD5 DCS, August 2020 Inv #259346, SD5 DCS, August 2020	JP Morgan Chase - Primary 7399 6039 · Legal 6039 · Legal 6039 · Legal	Belvedere Tiburon:Paradise Cove Tiburon	-880.06 -63.40 -1,504.54
TOTAL						-2,448.00
10/08/20	7791	Cal-Steam	Cust ID# 89563, Safety, September 2020 Inv #3897911, Masks & gloves, September, 2020 Inv #3897911, Masks & gloves, September, 2020 Inv #3897911, Masks & gloves, September, 2020 Inv #3897911, P.C. Supplies, September, 2020	JP Morgan Chase - Primary 7399 8515 · Safety 8515 · Safety 8515 · Safety 7042 · Paradise Supplies & Chemicals	Belvedere Tiburon:Paradise Cove Tiburon Tiburon:Paradise Cove	-33.85 -2.44 -57.87 -36.95
TOTAL						-131.11
10/08/20	7792	California State Disbursement Unit	CSE Case# 200000002184580; Court Case# SFL 81271, September 2020 CSE Case# 200000002184580	JP Morgan Chase - Primary 7399 8012 · Wage Garnishments	Tiburon	-600.00
TOTAL						-600.00
10/08/20	7793	Caltest Analytical Laboratory	M.P./P.C. Lab Sampling, September 2020 M.P. - B: #613951, #614035, #613941, #613988, #614415, #614173, #614050, ... P.C.: Inv #613950, #613850, #614049, Sept, 2020 M.P. - T: #613951, #614035, #613941, #613988, #614415, #614173, #614050, S...	JP Morgan Chase - Primary 7399 7051 · Main Plant Lab Monitoring 7052 · Paradise Cove Monitoring 7051 · Main Plant Lab Monitoring	Belvedere Tiburon:Paradise Cove Tiburon	-1,095.89 -1,947.85 -1,873.21
TOTAL						-4,916.95
10/08/20	7794	Caltronics Business Systems, Inc.	Acct #SD15, Multi-purpose Copier Contract, August 2020 Inv #3114298, Konica Multi-purpose copier (C308) contract, August 2020 Inv #3114298, Konica Multi-purpose copier (C308) contract, August 2020 Inv #3114298, Konica Multi-purpose copier (C308) contract, August 2020	JP Morgan Chase - Primary 7399 6047 · Office Supplies 6047 · Office Supplies 6047 · Office Supplies	Belvedere Tiburon:Paradise Cove Tiburon	-40.32 -2.90 -68.93
TOTAL						-112.15
10/08/20	7795	Cintas Corporation #626	Acct #626-00821, PPE/Safetywear + Service, September 2020 #20153, #36152, #94367, 89334, PPE/Safetywear, September 2020 #20153, #36152, #94367, 89334, PPE/Safetywear, September 2020 #20153, #36152, #94367, 89334, PPE/Safetywear, September 2020	JP Morgan Chase - Primary 7399 8520 · Personal Protection/Safety Wear 8520 · Personal Protection/Safety Wear 8520 · Personal Protection/Safety Wear	Belvedere Tiburon:Paradise Cove Tiburon	-304.33 -21.93 -520.28
TOTAL						-846.54
10/08/20	7796	Code Publishing, Inc.	Project#:329170, Web Hosting, September, 2020 Inv #67818, SD5 Annual Web Hosting, September 2020 Inv #67818, SD5 Annual Web Hosting, September 2020 Inv #67818, SD5 Annual Web Hosting, September 2020	JP Morgan Chase - Primary 7399 6017 · Consulting Fees 6017 · Consulting Fees 6017 · Consulting Fees	Belvedere Tiburon:Paradise Cove Tiburon	-143.80 -10.36 -245.84
TOTAL						-400.00

**Sanitary Distr. No.5 of Marin Co.
Warrant List Detail**

10/12/20

September 11 through October 8, 2020

Date	Num	Name	Memo	Account	Class	Paid Amount
10/08/20	7797	CWEA	Membership Renewals + 1 Cert., October 2020	JP Morgan Chase - Primary 7399		
			R Cottrell (ID#58912), Collection Sys Maint, Grade II, 11.30.20 -11.30.21	6025 · Dues & Subscriptions	Belvedere	-34.51
			R Cottrell (ID#58912), Collection Sys Maint, Grade II, 11.30.20 -11.30.21	6025 · Dues & Subscriptions	Tiburon:Paradise Cove	-2.49
			R Cottrell (ID#58912), Collection Sys Maint, Grade II, 11.30.20 -11.30.21	6025 · Dues & Subscriptions	Tiburon	-59.00
			S Driscoll (#34976), exp: 11.30.20200	6025 · Dues & Subscriptions	Belvedere	-69.02
			S Driscoll (#34976), exp: 11.30.20200	6025 · Dues & Subscriptions	Tiburon:Paradise Cove	-4.97
			S Driscoll (#34976), exp: 11.30.20200	6025 · Dues & Subscriptions	Tiburon	-118.00
TOTAL						-287.99
10/08/20	7798	D&K Auto Service	SD5 Truck Maint., August 2020	JP Morgan Chase - Primary 7399		
			Inv #35655, #35713, #65729, #65733, #65811, #35915, Ops Truck, Truck #5, Tr...	7072 · Truck Maintenance	Belvedere	-2,138.99
			Inv #35655, #35713, #65729, #65733, #65811, #35915, Ops Truck, Truck #5, Tr...	7072 · Truck Maintenance	Tiburon:Paradise Cove	-154.10
			Inv #35655, #35713, #65729, #65733, #65811, #35915, Ops Truck, Truck #5, Tr...	7072 · Truck Maintenance	Tiburon	-3,656.83
TOTAL						-5,949.92
10/08/20	7799	DKF Solutions Group, LLC	My Safety Officer Monthly Subscription, October 2020	JP Morgan Chase - Primary 7399		
			Inv #15368, My Safety Officer Monthly Subscription Fee, October 2020	8515 · Safety	Belvedere	-125.83
			Inv #15368, My Safety Officer Monthly Subscription Fee, October 2020	8515 · Safety	Tiburon:Paradise Cove	-9.07
			Inv #15368, My Safety Officer Monthly Subscription Fee, October 2020	8515 · Safety	Tiburon	-215.10
TOTAL						-350.00
10/08/20	7800	Fastenal Company	CASA10962, M.P. Supplies, September, 2020	JP Morgan Chase - Primary 7399		
			Inv #CASA165401, M.P. Supplies replenishment, September 2020	7021 · Plant Maintenance Supplies	Belvedere	-1,473.49
			Inv #CASA165401, M.P. Supplies replenishment, September 2020	7021 · Plant Maintenance Supplies	Tiburon	-2,518.62
TOTAL						-3,992.11
10/08/20	7801	Goodman Building Supply Co.	Acct #20070, Parts & Srv, P&L, MP+PC, September 2020	JP Morgan Chase - Primary 7399		
			#807691, P&L Supplies, September, 2020	7011 · Pumps & Lines Maintenance	Belvedere	-20.00
			#807691, P&L Supplies, September, 2020	7011 · Pumps & Lines Maintenance	Tiburon	-34.18
			#809418, #807691, #807950, M.P. Supplies, September 2020	7021 · Plant Maintenance Supplies	Belvedere	-41.83
			#809418, #807691, #807950, M.P. Supplies, September 2020	7021 · Plant Maintenance Supplies	Tiburon	-71.49
			#809395, #809128, #809129, #807984, #809418, P.C. Plant Supplies, Septemb...	7041 · Paradise Parts & Service	Tiburon:Paradise Cove	-178.06
TOTAL						-345.56
10/08/20	7802	Grainger	Acct #810128785, M.P. & P.C. Supplies, September 2020	JP Morgan Chase - Primary 7399		
			Inv #9646140690, #9646140682, P&L Supplies, September 2020	7011 · Pumps & Lines Maintenance	Belvedere	-41.28
			Inv #9646140690, #9646140682, P&L Supplies, September 2020	7011 · Pumps & Lines Maintenance	Tiburon	-70.56
			Inv #9646140690, #9646140682, M.P. Supplies, September 2020	7021 · Plant Maintenance Supplies	Belvedere	-41.28
			Inv #9646140690, #9646140682, M.P. Supplies, September 2020	7021 · Plant Maintenance Supplies	Tiburon	-70.56
			Inv #9641938395, M.P. Parts & Srv. (Blower Belts), September 2020	7022 · Plant Maint. Parts & Service	Belvedere	-186.83
			Inv #9641938395, M.P. Parts & Srv. (Blower Belts), September 2020	7022 · Plant Maint. Parts & Service	Tiburon	-319.35
			Inv #9641938403, P.C. Parts & Srv. (H2o Pressure valves), September 2020	7041 · Paradise Parts & Service	Tiburon:Paradise Cove	-675.94
TOTAL						-1,405.80
10/08/20	7803	Harrington Industrial Plastics LLC	Cust #:044227, SD5 Supplies, September 2020	JP Morgan Chase - Primary 7399		
			Inv #6M0270, #6M0224, #6M0114, #6M0020, #6L9933, M.P. Supplies, Septemb...	7021 · Plant Maintenance Supplies	Belvedere	-497.54
			Inv #6M0224, P.C. Supplies, September 2020	7042 · Paradise Supplies & Chemicals	Tiburon:Paradise Cove	-449.36
			Inv #6M0270, #6M0224, #6M0114, #6M0020, #6L9933, M.P. Supplies, Septemb...	7021 · Plant Maintenance Supplies	Tiburon	-850.44
TOTAL						-1,797.34

**Sanitary Distr. No.5 of Marin Co.
Warrant List Detail**

10/12/20

September 11 through October 8, 2020

Date	Num	Name	Memo	Account	Class	Paid Amount
10/08/20	7804	HDR Engineering, Inc.	Consulting, MCSD5 Cllxn Sys Mstr Plan, August 2020 Inv #1200295270, HDR Collection System Master Plan, August 2020 Inv #1200295270, HDR Collection System Master Plan, August 2020 Inv #1200295270, HDR Collection System Master Plan, August 2020	JP Morgan Chase - Primary 7399 6017 · Consulting Fees 6017 · Consulting Fees 6017 · Consulting Fees	Belvedere Tiburon:Paradise Cove Tiburon	-5,110.01 -368.15 -8,736.06 <hr/> -14,214.22
TOTAL						
10/08/20	7805	Home Depot Credit Services	Acct #6035 3220 0516 4334, M.P. Supplies, September, 2020 M.P. Supplies replenishment, 9.9.2020 M.P. Supplies replenishment, 9.9.2020	JP Morgan Chase - Primary 7399 7021 · Plant Maintenance Supplies 7021 · Plant Maintenance Supplies	Belvedere Tiburon	-249.01 -425.63 <hr/> -674.64
TOTAL						
10/08/20	7806	Kepware	Cust #619101, SCADA /Modbusware Suite, September, 2020 Quote #Q-706922, SCADA /Modbusware Suite + Maintenance Agrmnt, Septemb... Quote #Q-706922, SCADA /Modbusware Suite + Maintenance Agrmnt, Septemb... Quote #Q-706922, SCADA /Modbusware Suite + Maintenance Agrmnt, Septemb...	JP Morgan Chase - Primary 7399 8510 · Data/Alarms/IT Supp & Licensing 8510 · Data/Alarms/IT Supp & Licensing 8510 · Data/Alarms/IT Supp & Licensing	Belvedere Tiburon:Paradise Cove Tiburon	-84.48 -6.09 -144.43 <hr/> -235.00
TOTAL						
10/08/20	7807	Larry Walker Associates, Inc.	Tech Support for M.P. NPDES Reg. Assistance, September 2020 Inv #00113.10-14 Regulatory Assistance, thru August 31, 2020 Inv #00113.10-14 Regulatory Assistance, thru August 31, 2020 Inv #00457.03-6 Mixing Zone & Dilution Credit Study, thru August 31, 2020 Inv #00457.03-6 Mixing Zone & Dilution Credit Study, thru August 31, 2020	JP Morgan Chase - Primary 7399 7061 · Main Plant NPDES Renewal 7061 · Main Plant NPDES Renewal 7055 · MP Dilution Study 7055 · MP Dilution Study	Belvedere Tiburon Belvedere Tiburon	-73.64 -125.86 -122.73 -209.77 <hr/> -532.00
TOTAL						
10/08/20	7808	Lystek Int'l, LTD	Biosolids Transport, September, 2020 Inv #153-323, Biosolids Transport to Lystek Facility, September 2020 Inv #153-323, Biosolids Transport to Lystek Facility, September 2020 Inv #153-323, Biosolids Transport to Lystek Facility, September 2020	JP Morgan Chase - Primary 7399 7029 · Main Plant Sludge Disposal 7043 · Paradise Sludge Disposal 7029 · Main Plant Sludge Disposal	Belvedere Tiburon:Paradise Cove Tiburon	-484.55 -34.91 -828.38 <hr/> -1,347.84
TOTAL						
10/08/20	7809	Maggiora & Ghilotti, Inc.	M&G Project #7716 - Cove Rd. Force Main Replacement Project, September ... Inv #11503, Progress Payment #3, Cove Rd. Force Main Rplcmnt (61.0% Belv), t... Inv #11503, Retention w/h re PP#3, Cove Rd. Force Main Rplcmnt (61.0% Belv), ... Inv #11503, Progress Payment #3, Cove Rd. Force Main Rplcmnt (39.0% Tib), th... Inv #11503, Retention w/h re PP#3, Cove Rd. Force Main Rplcmnt (39.0% Tib), t...	JP Morgan Chase - Primary 7399 9311.2 · Cove Rd FM - Const, Ph I Retainage Payable 9311.2 · Cove Rd FM - Const, Ph I Retainage Payable	Belvedere Belvedere Tiburon Tiburon	-241,951.71 13,280.90 -128,603.96 8,491.05 <hr/> -348,783.72
TOTAL						
10/08/20	7810	Maltby Electric Supply Co., Inc.	Cust No.15953, M.P. & P&L Supplies, September 2020 P&L Supplies, Inv #S1916900.003 + #S1919321.001, P&L Gen install + BPS#2, ... M.P. Supplies, Inv #S1917999.001 + #S1919930.001, M.P. Supplies, September... M.P. Supplies, Inv #S1917999.001 + #S1919930.001, M.P. Supplies, September...	JP Morgan Chase - Primary 7399 7011 · Pumps & Lines Maintenance 7021 · Plant Maintenance Supplies 7021 · Plant Maintenance Supplies	Belvedere Belvedere Tiburon	-722.90 -64.46 -110.17 <hr/> -897.53
TOTAL						
10/08/20	7811	Nute Engineering Corp.	Consulting & Engr. Svcs., August 2020 Inv #21144, Cove Rd Force Main Project - Belv, August 2020 (100%)	JP Morgan Chase - Primary 7399 6017 · Consulting Fees	Belvedere	-21,820.95 <hr/> -21,820.95
TOTAL						

**Sanitary Distr. No.5 of Marin Co.
Warrant List Detail**

10/12/20

September 11 through October 8, 2020

Date	Num	Name	Memo	Account	Class	Paid Amount
10/08/20	7812	Ongaro & Sons, Inc.	Client #1082, M.P. Parts & Service, September 2020	JP Morgan Chase - Primary 7399		
			Inv #68234, M.P. Meter #76409878 /Serial # 97581 / HID#1697 - Backflow Testin...	7011 · Pumps & Lines Maintenance	Belvedere	-22.15
			Inv #68234, M.P. Meter #76409878 /Serial # 97581 / HID#1697 - Backflow Testin...	7011 · Pumps & Lines Maintenance	Tiburon	-37.85
			Inv #68234, M.P. Meter #76409878 /Serial # 97581 / HID#1697 - Backflow Testin...	7022 · Plant Maint. Parts & Service	Belvedere	-22.15
			Inv #68234, M.P. Meter #76409878 /Serial # 97581 / HID#1697 - Backflow Testin...	7022 · Plant Maint. Parts & Service	Tiburon	-37.85
			Inv #68234, M.P. Meter #76409878 /Serial # 1684878 / HID#4553 - Backflow Tes...	7011 · Pumps & Lines Maintenance	Belvedere	-12.92
			Inv #68234, M.P. Meter #76409878 /Serial # 1684878 / HID#4553 - Backflow Tes...	7011 · Pumps & Lines Maintenance	Tiburon	-22.08
			Inv #68234, M.P. Meter #76409878 /Serial # 1684878 / HID#4553 - Backflow Tes...	7022 · Plant Maint. Parts & Service	Belvedere	-12.92
			Inv #68234, M.P. Meter #76409878 /Serial # 1684878 / HID#4553 - Backflow Tes...	7022 · Plant Maint. Parts & Service	Tiburon	-22.08
			Inv #68234, M.P. Meter #76409878 /Serial # 1680965 / HID#527 - Backflow Testi...	7011 · Pumps & Lines Maintenance	Belvedere	-12.92
			Inv #68234, M.P. Meter #76409878 /Serial # 1680965 / HID#527 - Backflow Testi...	7011 · Pumps & Lines Maintenance	Tiburon	-22.08
			Inv #68234, M.P. Meter #76409878 /Serial # 1680965 / HID#527 - Backflow Testi...	7022 · Plant Maint. Parts & Service	Belvedere	-12.92
			Inv #68234, M.P. Meter #76409878 /Serial # 1680965 / HID#527 - Backflow Testi...	7022 · Plant Maint. Parts & Service	Tiburon	-22.08
			Inv #68234, M.P. Meter #76409878 /Serial # 4088199 / HID#163948 - Backflow ...	7011 · Pumps & Lines Maintenance	Belvedere	-12.92
			Inv #68234, M.P. Meter #76409878 /Serial # 4088199 / HID#163948 - Backflow ...	7011 · Pumps & Lines Maintenance	Tiburon	-22.08
			Inv #68234, M.P. Meter #76409878 /Serial # 4088199 / HID#163948 - Backflow ...	7022 · Plant Maint. Parts & Service	Belvedere	-12.92
			Inv #68234, M.P. Meter #76409878 /Serial # 4088199 / HID#163948 - Backflow ...	7022 · Plant Maint. Parts & Service	Tiburon	-22.08
TOTAL						-330.00
10/08/20	7813	Owen Equipment Sales	Acct #C10655, SD5 Vactor Truck Maintenance, September 2020	JP Morgan Chase - Primary 7399		
			Inv #00050473, Inv #00050594, Vactor Truck Maintenance, September , 2020	7072 · Truck Maintenance	Belvedere	-172.20
			Inv #00050473, Inv #00050594, Vactor Truck Maintenance, September , 2020	7072 · Truck Maintenance	Tiburon:Paradise Cove	-12.41
			Inv #00050473, Inv #00050594, Vactor Truck Maintenance, September , 2020	7072 · Truck Maintenance	Tiburon	-294.37
			Inv #00050473, Inv #00050594, Vactor Truck Maintenance, September , 2020	9227.8 · Rodder/Vactor Truck	Belvedere	-172.20
			Inv #00050473, Inv #00050594, Vactor Truck Maintenance, September , 2020	9227.8 · Rodder/Vactor Truck	Tiburon:Paradise Cove	-12.41
			Inv #00050473, Inv #00050594, Vactor Truck Maintenance, September , 2020	9227.8 · Rodder/Vactor Truck	Tiburon	-294.37
TOTAL						-957.96
10/08/20	7814	Pacific Gas & Electric	Acct #2908031411-4, Utilities, September 2020	JP Morgan Chase - Primary 7399		
			Acct #2908031411-4, Main Plant Utilities, September 2020	8542 · Main Plant Utilities	Belvedere	-6,900.21
			Acct #2908031411-4, P.C. Plant Utilities, September 2020	8543 · Paradise Cove Utilities	Tiburon:Paradise Cove	-1,634.74
			Acct #2908031411-4, Main Plant Utilities, September 2020	8542 · Main Plant Utilities	Tiburon	-11,794.47
			Acct #2908031411-4, Belv Pump St Utilities, September 2020	8544 · Pump Station Utilities	Belvedere	-1,633.80
			Acct #2908031411-4, P.C. Pump St Utilities, September 2020	8544 · Pump Station Utilities	Tiburon:Paradise Cove	-267.73
			Acct #2908031411-4, Tib Pump St Utilities, September 2020	8544 · Pump Station Utilities	Tiburon	-1,665.87
TOTAL						-23,896.82
10/08/20	7815	Perotti & Carrade	Client #1901 - FY19-20 Audit Services, PP#4, September 2020	JP Morgan Chase - Primary 7399		
			Inv #94056, PP#4, FY19-20 Field Audit srvc, September 2020	6008 · Audit & Accounting	Belvedere	-2,516.50
			Inv #94056, PP#4, FY19-20 Field Audit srvc, September 2020	6008 · Audit & Accounting	Tiburon:Paradise Cove	-181.30
			Inv #94056, PP#4, FY19-20 Field Audit srvc, September 2020	6008 · Audit & Accounting	Tiburon	-4,302.20
TOTAL						-7,000.00
10/08/20	7816	Peterson Power Systems, Inc.	Cust #:5656305, Portable Generator, September 2020	JP Morgan Chase - Primary 7399		
			Inv #E3493001- CAT Model #XQ125 Tier 4, Diesel Portable Gen Set, September...	9307 · PS Generator Replacement	Belvedere	-41,138.51
			Inv #E3493001- 5 Yr/8k hr Extended Warranty, September 2020	9307 · PS Generator Replacement	Belvedere	-3,775.50
			Inv #E3493001- CAT Model #XQ125 Tier 4, Diesel Portable Gen Set, September...	9307 · PS Generator Replacement	Tiburon	-41,138.51
			Inv #E3493001- 5 Yr/8k hr Extended Warranty, September 2020	9307 · PS Generator Replacement	Tiburon	-3,775.50
TOTAL						-89,828.02

**Sanitary Distr. No.5 of Marin Co.
Warrant List Detail**

10/12/20

September 11 through October 8, 2020

Date	Num	Name	Memo	Account	Class	Paid Amount
10/08/20	7817	Peterson	Cust #:5656305, M.P. Generator & P&L Generator Repairs, August 2020 Inv #SW270051190, ER Generator Parts & Service Maintenance, August 2020 Inv #SW270051190, ER Generator Parts & Service Maintenance, August 2020 Inv #SW270051191, BPS#1, Troubleshoot + Maintenance, August 2020 Inv #SW270051191, TPS#11/SF#1, Annual Maintenance, August 2020 Inv #SW270051268, TPS#3, Annual Maintenance, August 2020	JP Morgan Chase - Primary 7399 7022 · Plant Maint. Parts & Service 7022 · Plant Maint. Parts & Service 7011 · Pumps & Lines Maintenance 7011 · Pumps & Lines Maintenance 7011 · Pumps & Lines Maintenance	Belvedere Tiburon Belvedere Tiburon:Paradise Cove Tiburon	-380.36 -650.15 -1,868.23 -873.97 -1,469.26
TOTAL						-5,241.97
10/08/20	7818	Pumping Solutions, Inc.	Cust #43104, MP Parts & Srvc, September 2020 Inv #3050051, M.P. Parts & Service - Pumps, September 2020 Inv #3050051, M.P. Parts & Service - Pumps, September 2020	JP Morgan Chase - Primary 7399 7022 · Plant Maint. Parts & Service 7022 · Plant Maint. Parts & Service	Belvedere Tiburon	-2,061.22 -3,523.23
TOTAL						-5,584.45
10/08/20	7819	Roy's Sewer Service, Inc.	P&L + P.C. Sludge Removal, September 2020 Inv #209474, P&L Line cleaning at 202 Beach Rd., as directed, 9.1.2020 Inv #209877, Removed loads from PC tanks, as directed, 9.27.2020	JP Morgan Chase - Primary 7399 7011 · Pumps & Lines Maintenance 7043 · Paradise Sludge Disposal	Belvedere Tiburon:Paradise Cove	-370.00 -1,275.00
TOTAL						-1,645.00
10/08/20	7820	SASM	Bioassay Testing, Jul - Sept, 2020 Inv #3193, Bioassay testing service, Jul - Sept 2020 Inv #3193, Bioassay testing service, Jul - Sept 2020	JP Morgan Chase - Primary 7399 7051 · Main Plant Lab Monitoring 7051 · Main Plant Lab Monitoring	Belvedere Tiburon	-664.38 -1,135.62
TOTAL						-1,800.00
10/08/20	7821	Town of Tiburon	Fuel, Jul - Sept, 2020 Fuel, July 2020 Fuel, July 2020 Fuel, July 2020 Fuel, August 2020 Fuel, August 2020 Fuel, August 2020 Fuel, August 2020 Fuel, September 2020 Fuel, September 2020 Fuel, September 2020	JP Morgan Chase - Primary 7399 7071 · Fuel 7071 · Fuel 7071 · Fuel 7071 · Fuel 7071 · Fuel 7071 · Fuel 7071 · Fuel 7071 · Fuel 7071 · Fuel 7071 · Fuel	Belvedere Tiburon:Paradise Cove Tiburon Belvedere Tiburon:Paradise Cove Tiburon Belvedere Tiburon:Paradise Cove Tiburon	-266.15 -19.17 -455.00 -335.85 -24.20 -574.17 -300.16 -21.62 -513.15
TOTAL						-2,509.47
10/08/20	7822	U.S. Bank	Acct#:4246-0441-0158-3635, September 2020 #0822:/9545: Zoom + Amazon: Mtg Supplies, Sept 2020 #0822:/9545: Zoom + Amazon: Mtg Supplies, Sept 2020 #0822:/9545: Zoom + Amazon: Mtg Supplies, Sept 2020 #0822:/9545: Fastrak: Dues & Fees, Sept 2020 #0822:/9545: Fastrak: Dues & Fees, Sept 2020 #0822:/9545: Fastrak: Dues & Fees, Sept 2020 #0822:/9545: CalSteam, Johnny Franklins, City Electric, Aug-Sept, 2020 #0822:/9545: CalSteam, Johnny Franklins, City Electric, Aug-Sept, 2020 #0822:/9545: Amazon: M.P. Supplies, August 2020 #0822:/9545: Amazon: M.P. Supplies, August 2020 #0822:/9545: Reliable Hardware: PC Supplies #0822:/9545: McNichol's: P.C. Supplies (plank grating), Sept, 2020 #0822:/9545: Amazon: Office Electronics, Sept 2020	JP Morgan Chase - Primary 7399 6018.1 · Meetings & Travel 6018.1 · Meetings & Travel 6018.1 · Meetings & Travel 6025 · Dues & Subscriptions 6025 · Dues & Subscriptions 6025 · Dues & Subscriptions 7011 · Pumps & Lines Maintenance 7011 · Pumps & Lines Maintenance 7021 · Plant Maintenance Supplies 7021 · Plant Maintenance Supplies 7041 · Paradise Parts & Service 7042 · Paradise Supplies & Chemicals 8510 · Data/Alarms/IT Supp & Licensing	Belvedere Tiburon:Paradise Cove Tiburon Belvedere Tiburon:Paradise Cove Tiburon Belvedere Tiburon Belvedere Tiburon Tiburon:Paradise Cove Tiburon:Paradise Cove Belvedere	-45.44 -3.27 -77.70 -8.99 -0.65 -15.36 -63.22 -108.06 -76.23 -130.31 -294.88 -1,730.73 -89.77
TOTAL						-2,644.61

**Sanitary Distr. No.5 of Marin Co.
Warrant List Detail**

10/12/20

September 11 through October 8, 2020

Date	Num	Name	Memo	Account	Class	Paid Amount
10/08/20	7823	Univar	Cust ID #STDT001, Chemicals, September 2020 Inv #48757192 Sodium Bisulfite 25% (\$1.163/Gal), September 2020 Inv #48757192 Sodium Bisulfite 25% (\$1.163/Gal), September 2020 Inv #48757192 Sodium Bisulfite 25% (\$1.163/Gal), September 2020 Inv #48760189 Sodium HypoChlor 12.5% (\$0.7001/Gal), September 2020 Inv #48760189 Sodium HypoChlor 12.5% (\$0.7001/Gal), September 2020 Inv #48760189 Sodium HypoChlor 12.5% (\$0.7001/Gal), September 2020	JP Morgan Chase - Primary 7399 7024 · Main Plant Chemicals 7042 · Paradise Supplies & Chemicals 7024 · Main Plant Chemicals 7024 · Main Plant Chemicals 7042 · Paradise Supplies & Chemicals 7024 · Main Plant Chemicals	Belvedere Tiburon:Paradise Cove Tiburon Belvedere Tiburon:Paradise Cove Tiburon	-1,945.43 -140.16 -3,325.90 -668.40 -48.15 -1,142.70
TOTAL						-7,270.74
10/08/20	7824	USA BlueBook	Cust #933682, M.P., P.C. & Lab Supplies, September 2020 Inv #346451, Lab Supplies & Chemicals, September 2020 Inv #346451, Lab Supplies & Chemicals, September 2020 Inv #346451, M.P. Supplies, September 2020 Inv #346451, M.P. Supplies, September 2020 Inv #346451, P.C. Supplies & Chemicals, September 2020	JP Morgan Chase - Primary 7399 7025 · Lab Supplies & Chemicals 7025 · Lab Supplies & Chemicals 7021 · Plant Maintenance Supplies 7021 · Plant Maintenance Supplies 7042 · Paradise Supplies & Chemicals	Belvedere Tiburon Belvedere Tiburon Tiburon:Paradise Cove	-211.98 -362.34 -141.35 -241.62 -88.77
TOTAL						-1,046.06
10/08/20	7825	Water Components & Building Sup...	Acct #454, P.C. Maint. Parts & Service, September 2020 Inv #30536603, #30536622, M.P. Supplies, September 2020 Inv #30537371, #30536433, #30537302, P.C. Parts & Service, September 2020 Inv #30536603, #30536622, M.P. Supplies, September 2020	JP Morgan Chase - Primary 7399 7021 · Plant Maintenance Supplies 7041 · Paradise Parts & Service 7021 · Plant Maintenance Supplies	Belvedere Tiburon:Paradise Cove Tiburon	-71.42 -422.80 -122.09
TOTAL						-616.31
10/08/20	7826	XMR Fire Emergency Services Con...	Website Hosting, Maint & Support, Contract Renewal 2021, October 2020 Inv #2020-036, IT/Alarms/Data: Todd Lando - Website Hosting, Maint & Support,... Inv #2020-036, IT/Alarms/Data: Todd Lando - Website Hosting, Maint & Support,... Inv #2020-036, IT/Alarms/Data: Todd Lando - Website Hosting, Maint & Support,... Inv #2020-036, IT/Alarms/Data: Todd Lando - Website Hosting, Maint & Support,... Inv #2020-036, IT/Alarms/Data: Todd Lando - Website Hosting, Maint & Support,...	JP Morgan Chase - Primary 7399 8510 · Data/Alarms/IT Supp & Licensing 8510 · Data/Alarms/IT Supp & Licensing 8510 · Data/Alarms/IT Supp & Licensing 8510 · Data/Alarms/IT Supp & Licensing 8510 · Data/Alarms/IT Supp & Licensing	Belvedere Tiburon:Paradise Cove Tiburon Belvedere Tiburon:Paradise Cove Tiburon	-250.57 -18.05 -428.38 -250.57 -18.05 -428.38
TOTAL						-1,394.00
10/08/20	7827	Bilsborough, Chad	FY20-21 PPE/Safety/Boot Allowance & S/B Mileage Reimb., September 2020 C Bilsborough, PPE/Safety/Boot Allowance Reimb. re FY20-21, September 2020 C Bilsborough, PPE/Safety/Boot Allowance Reimb. re FY20-21, September 2020 C Bilsborough, PPE/Safety/Boot Allowance Reimb. re FY20-21, September 2020 C Bilsborough, M.P. Standby (Belv) Mileage Reimb, April - September, 2020 C Bilsborough, M.P. Standby (Tib) Mileage Reimb, April - September, 2020 C Bilsborough, SASM Standby (Belv) Mileage Reimb, April - September, 2020 C Bilsborough, SASM Standby (Tib) Mileage Reimb, April - September, 2020 C Bilsborough, add'l mileage (Caltest) Reimb, Apr - September, 2020 C Bilsborough, add'l mileage (Caltest) Reimb, Apr - September, 2020	JP Morgan Chase - Primary 7399 8520 · Personal Protection/Safety Wear 8520 · Personal Protection/Safety Wear 8520 · Personal Protection/Safety Wear 6018.2 · Standby Mileage Expense Reimb 6018.2 · Standby Mileage Expense Reimb 6018.2 · Standby Mileage Expense Reimb 6018.2 · Standby Mileage Expense Reimb 6018.1 · Meetings & Travel 6018.1 · Meetings & Travel	Belvedere Tiburon:Paradise Cove Tiburon Belvedere Tiburon Belvedere Tiburon Belvedere Tiburon	-74.45 -5.36 -127.27 -285.24 -487.56 -71.31 -121.89 -26.74 -45.71
TOTAL						-1,245.53
10/08/20	7828	La Torre, Daniel P.	Safety Boots Reimb., Sept 2020 La Torre, Safety Boots Reimbursement, September 2020 La Torre, Safety Boots Reimbursement, September 2020 La Torre, Safety Boots Reimbursement, September 2020	JP Morgan Chase - Primary 7399 8515 · Safety 8515 · Safety 8515 · Safety	Belvedere Tiburon:Paradise Cove Tiburon	-64.66 -4.66 -110.53
TOTAL						-179.85

10/12/20

**Sanitary Distr. No.5 of Marin Co.
Warrant List Detail
September 11 through October 8, 2020**

Date	Num	Name	Memo	Account	Class	Paid Amount
10/08/20	7829	Rosser, John	Reimb. for S/B Mileage, September 2020	JP Morgan Chase - Primary 7399		
			Reimb. for M.P. S/B Mileage, Belvedere, thru 9.15.2020	6018.2 · Standby Mileage Expense Reimb	Belvedere	-50.36
			Reimb. for M.P. S/B Mileage, Tiburon, thru 9.15.2020	6018.2 · Standby Mileage Expense Reimb	Tiburon	-50.36
TOTAL						-100.72
10/08/20	7830	Rubio, Antonio	M.P. Parts & Service (Break Room Refrigerator) Reimb, Sept 2020	JP Morgan Chase - Primary 7399		
			Lowe's Replacement Refrigerator for SD5 Breakroom, 9.24.2020	7022 · Plant Maint. Parts & Service	Belvedere	-280.60
			Lowe's Replacement Refrigerator for SD5 Breakroom, 9.24.2020	7023 · Janitorial Supplies & Service	Tiburon	-479.62
TOTAL						-760.22
10/08/20	7831	Triola, Joseph	Reimb. for S/B Mileage, Aug-Sept, 2020	JP Morgan Chase - Primary 7399		
			Reimb. for M.P. S/B Mileage (Belv), thru 9.5.2020	6018.2 · Standby Mileage Expense Reimb	Belvedere	-22.43
			Reimb. for M.P. S/B Mileage (Tib), thru 9.5.2020	6018.2 · Standby Mileage Expense Reimb	Tiburon	-13.61
			Reimb for Belv P&L standby, thru 9.5.2020	6018.2 · Standby Mileage Expense Reimb	Belvedere	-103.69
			Reimb. for BPS#2 materials, 9.11.2020	7011 · Pumps & Lines Maintenance	Belvedere	-14.70
			Reimb. for BPS#2 materials, 9.11.2020	7027 · Electrical & Instrument	Belvedere	-14.70
TOTAL						-169.13

SEP 11, 2020

SANITARY DISTRICT NO 5 - 0400-2116
PO BOX 227
BELVEDERE TIBURON, CA 94920

CHECK DATE : 09/15/2020 WEEK 38
PERIOD BEGIN : 09/01/2020
PERIOD END : 09/15/2020

dc
TH

Dear Paychex Preview Client,

Enclosed are your payroll reports and checks. Please verify that all information is accurate and correct. If there are any questions or concerns, please contact us immediately.

If you have tax deposits due, ensure the deposits are initiated at least one banking day prior to the due date to avoid penalties. We will assume that these deposits were made on the due dates and they will be reflected on your returns accordingly.

This is a summary of your payroll transactions of the check date of 09/15/2020. It does not reflect miscellaneous administrative charges. Please refer to your Paychex Human Resource Services invoice(s) for any additional cash required for this check date.

PAYROLL TOTALS

DIRECT DEPOSIT DEBITED FROM YOUR ACCOUNT	34965.78		
READYCHEX DEBITED FROM YOUR ACCOUNT	0.00	NUMBER OF PAYROLL CHECKS	14
TOTAL NET PAYROLL	34965.78		

BILLING PAYMENT	239.40 ✓	Withdrawal made by PAYCHEX INC. on above check date.	
-----------------	----------	--	--

AMOUNT DEBITED FROM TAX ACCOUNT	17788.40		
TOTAL TAX LIABILITY DUE BY CLIENT	0.00		
TOTAL TAX LIABILITY	17788.40 ✓	NUMBER OF CHECKS PRINTED	14

ADJUSTMENTS TO TAX LIABILITY

TOTAL ADJUSTMENTS	-0.00		
TOTAL NET PAYROLL, TAX LIABILITY, AND SERVICES	52754.18		
TOTAL COST OF PAYROLL	52993.58 @	NUMBER OF MANUAL/VOID TRANSACTIONS	0

Important: If you filed Form 7200, Advance Payment of Employer Credits Due to COVID-19, please notify your Paychex representative so that credits are accurately reported on Form 941.

TAX DEPOSITS DUE

TAX AGENCY	TAXPAY	NON-TAXPAY	DUE DATE	
FEDERAL	14846.91		09/18/2020	Deposit made by PAYCHEX INC. on your behalf.
STATE - CA	2941.49		09/18/2020	Deposit made by PAYCHEX INC. on your behalf.

SEP 29, 2020

SANITARY DISTRICT NO 5 - 0400-2116
PO BOX 227
BELVEDERE TIBURON, CA 94920

CHECK DATE : 09/30/2020 WEEK 40
PERIOD BEGIN : 09/16/2020
PERIOD END : 09/30/2020



Dear Paychex Preview Client,

Enclosed are your payroll reports and checks. Please verify that all information is accurate and correct. If there are any questions or concerns, please contact us immediately.

If you have tax deposits due, ensure the deposits are initiated at least one banking day prior to the due date to avoid penalties. We will assume that these deposits were made on the due dates and they will be reflected on your returns accordingly.

This is a summary of your payroll transactions of the check date of 09/30/2020. It does not reflect miscellaneous administrative charges. Please refer to your Paychex Human Resource Services invoice(s) for any additional cash required for this check date.

PAYROLL TOTALS

DIRECT DEPOSIT DEBITED FROM YOUR ACCOUNT	36923.07		
READYCHEX DEBITED FROM YOUR ACCOUNT	0.00	NUMBER OF PAYROLL CHECKS	17
TOTAL NET PAYROLL	36923.07		
 BILLING PAYMENT	 253.95 ✓	 Withdrawal made by PAYCHEX INC. on above check date.	
 AMOUNT DEBITED FROM TAX ACCOUNT	 17999.51		
TOTAL TAX LIABILITY DUE BY CLIENT	0.00		
TOTAL TAX LIABILITY	17999.51 ✓	NUMBER OF CHECKS PRINTED	17
 ADJUSTMENTS TO TAX LIABILITY			
TOTAL ADJUSTMENTS	-0.00		
TOTAL NET PAYROLL, TAX LIABILITY, AND SERVICES	54922.58		
TOTAL COST OF PAYROLL	55176.53	NUMBER OF MANUAL/VOID TRANSACTIONS	0

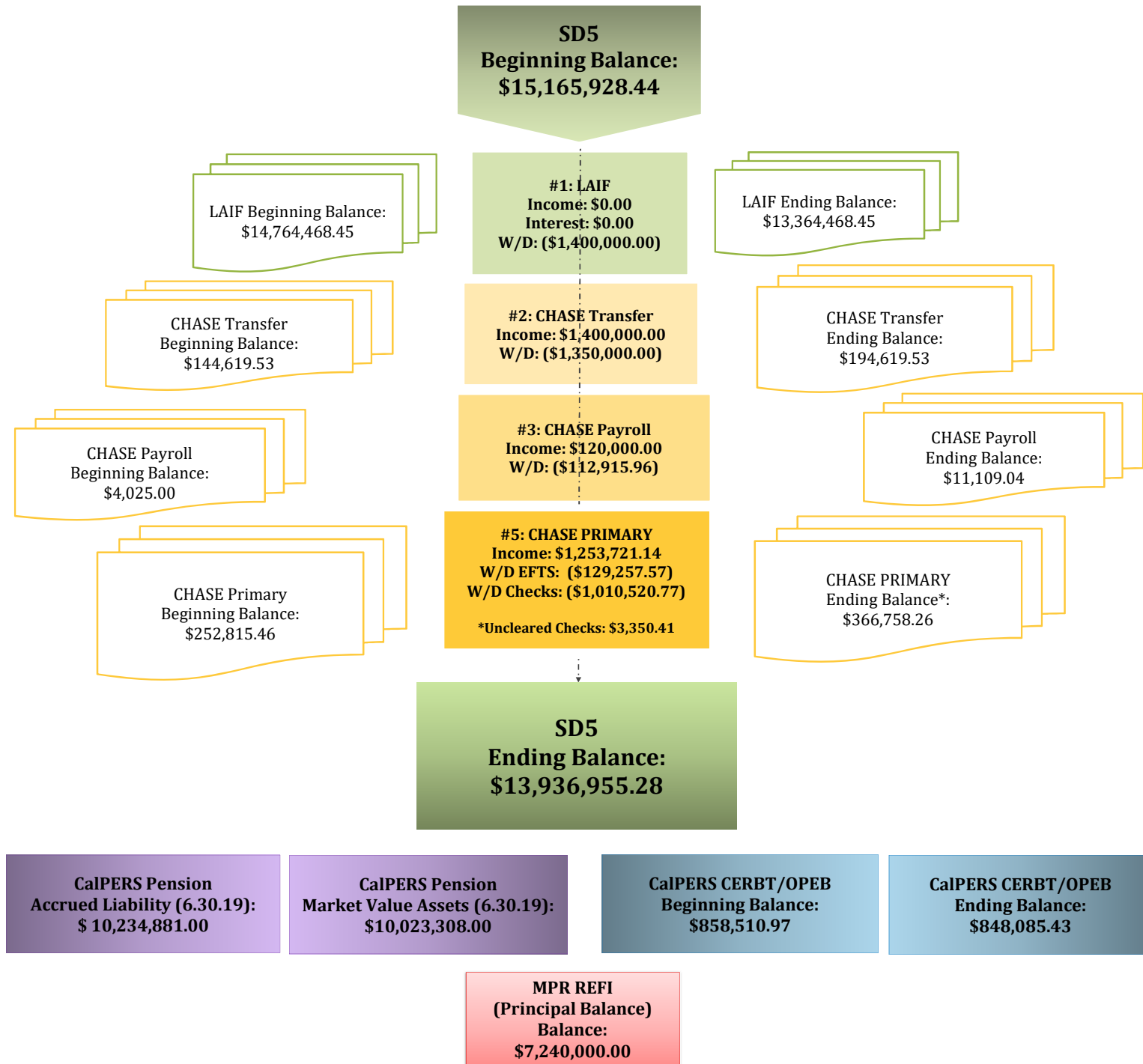
Important: If you filed Form 7200, Advance Payment of Employer Credits Due to COVID-19, please notify your Paychex representative so that credits are accurately reported on Form 941.

TAX DEPOSITS DUE

TAX AGENCY	TAXPAY	NON-TAXPAY	DUE DATE	
FEDERAL	15117.95		10/07/2020	Deposit made by PAYCHEX INC. on your behalf.
STATE - CA	2881.56		10/07/2020	Deposit made by PAYCHEX INC. on your behalf.

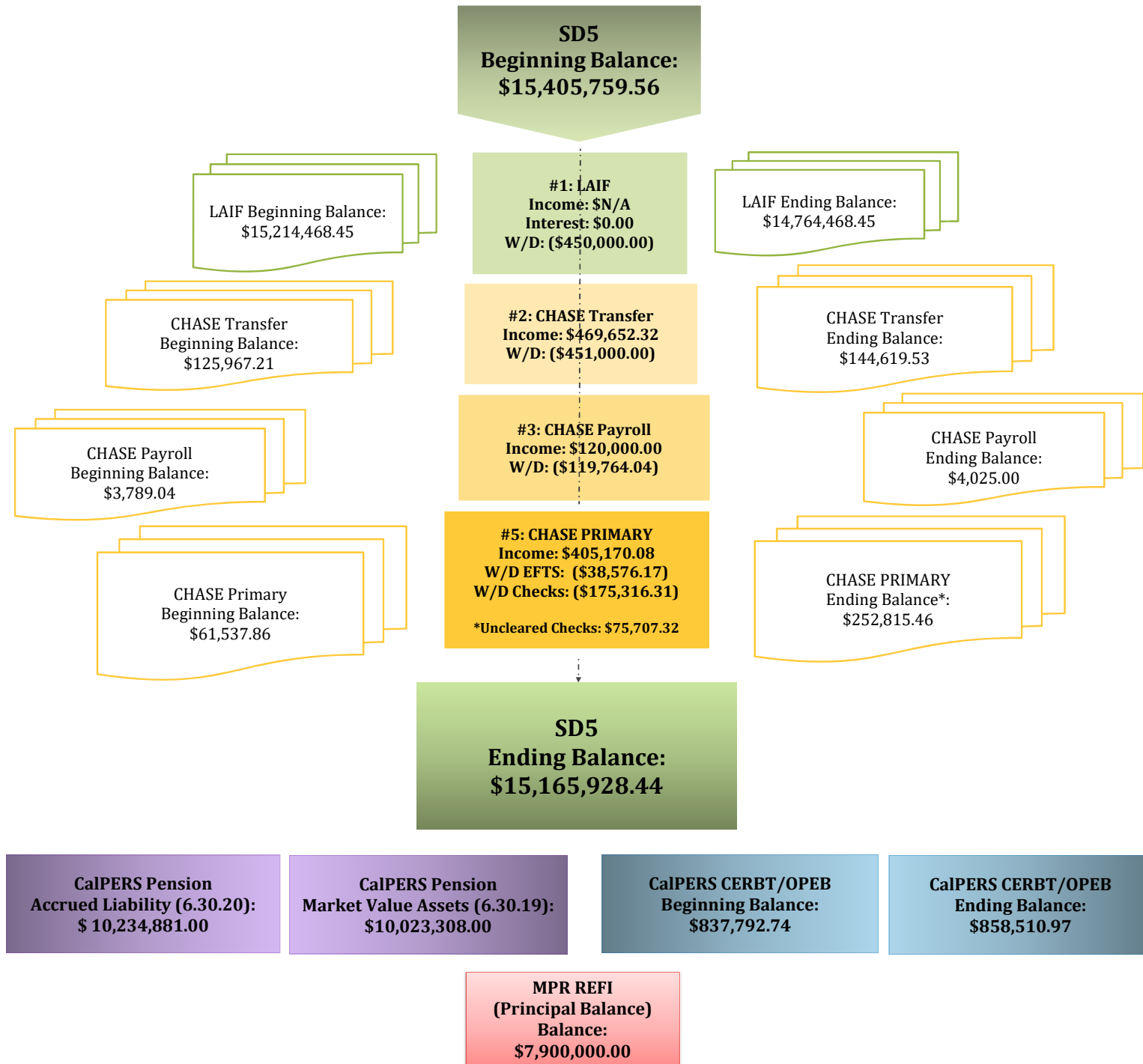
CASH FLOW CHART

SANITARY DISTRICT NO. 5 OF MARIN COUNTY: September 2020



CASH FLOW CHART

SANITARY DISTRICT NO. 5 OF MARIN COUNTY: August 2020



Sanitary Distr. No.5 of Marin Co.
Balance Sheet
As of 9.30.2020, per Year-End Adjustments

	Sep 30, 20	Aug 31, 20	\$ Change
ASSETS			
Current Assets			
Checking/Savings			
Local Agency Investment Fund			
Belvedere			
Belvedere Operating	3,132,188.74	3,132,188.74	0.00
Belvedere Operating Reserve	516,923.05	516,923.05	0.00
Belvedere Capital & CIP Reserve	2,945,006.83	2,945,006.83	0.00
Belvedere PERS Retirement Trust	366,215.00	366,215.00	0.00
Belvedere Disaster Recovery Fnd	356,250.00	356,250.00	0.00
Total Belvedere	7,316,583.62	7,316,583.62	0.00
Tiburon			
Tiburon Operating	405,191.57	1,635,191.57	-1,230,000.00
Tiburon Operating Reserve	683,930.00	683,930.00	0.00
Tiburon Capital & CIP Reserve	3,647,273.26	3,647,273.26	0.00
Tiburon PERS Retirement Trust	661,740.00	661,740.00	0.00
Tiburon Disaster Recovery Fund	643,750.00	643,750.00	0.00
Total Tiburon	6,041,884.83	7,271,884.83	-1,230,000.00
Local Agency Investment Fund - Other	176,000.00	176,000.00	0.00
Total Local Agency Investment Fund	13,534,468.45	14,764,468.45	-1,230,000.00
JP Morgan Chase - Primary 7399	243,407.85	177,108.14	66,299.71
JP Morgan Chase - Payroll 7506	10,855.09	2,358.40	8,496.69
JP Morgan Chase - Transfer 7522	144,619.53	144,619.53	0.00
Total Checking/Savings	13,933,350.92	15,088,554.52	-1,155,203.60
Accounts Receivable			
Accounts Receivable	1,509.64	7,068.16	-5,558.52
Total Accounts Receivable	1,509.64	7,068.16	-5,558.52
Other Current Assets			
Petty Cash	881.92	881.92	0.00
Total Other Current Assets	881.92	881.92	0.00
Total Current Assets	13,935,742.48	15,096,504.60	-1,160,762.12
Fixed Assets	19,228,004.19	19,228,004.19	0.00
Other Assets			
Debt Issuance Cost	93,188.00	93,188.00	0.00
Total Other Assets	93,188.00	93,188.00	0.00
TOTAL ASSETS	33,256,934.67	34,417,696.79	-1,160,762.12
LIABILITIES & EQUITY			
Liabilities			
Current Liabilities			
Other Current Liabilities			
Deferred Income for Permits	2,300.00	2,300.00	0.00
Compensated Absences Current	133,202.91	133,202.91	0.00
Retainage Payable	3,415.03	0.00	3,415.03
MPR Rev Bond Interest Payable	50,341.00	50,341.00	0.00
MPR Rev Bonds Payable Current	660,000.00	660,000.00	0.00
Total Other Current Liabilities	849,258.94	845,843.91	3,415.03
Total Current Liabilities	849,258.94	845,843.91	3,415.03
Long Term Liabilities			
2061 · OPEB Related Liability	809,282.00	809,282.00	0.00
Pension-related Liabilities	-484,265.00	-484,265.00	0.00
MPR Revenue Bonds Payable	7,240,000.00	7,240,000.00	0.00
Total Long Term Liabilities	7,565,017.00	7,565,017.00	0.00
Total Liabilities	8,414,275.94	8,410,860.91	3,415.03
Equity			
3900 · Net Assets	26,485,367.81	26,485,367.81	0.00
Net Income	-1,642,709.08	-478,531.93	-1,164,177.15
Total Equity	24,842,658.73	26,006,835.88	-1,164,177.15
TOTAL LIABILITIES & EQUITY	33,256,934.67	34,417,696.79	-1,160,762.12

Sanitary Distr. No.5 of Marin Co.
Annual Budget vs Actual Expenses
As of 9.30.2020, per Year-End Adjustments

	Jul - Sep 20	Budget	\$ Over Budget	% of Bu...
Ordinary Income/Expense				
Income				
5000 · Property Taxes				
5001.2 · TEETER	0.00	700,000.00	-700,000.00	0.0%
5002 · UNSEC	0.00	13,000.00	-13,000.00	0.0%
5003 · PUNS / PRIOR UNSECURED	0.00	0.00	0.00	0.0%
5004 · REDEMPTION / RDMPT	54.26	500.00	-445.74	10.9%
5006 · SPLU	0.00	100.00	-100.00	0.0%
5041 · SUPSEC	0.00	15,000.00	-15,000.00	0.0%
5043 · SECU	0.00	0.00	0.00	0.0%
5046 · Excess ERAF	19,461.53	250,000.00	-230,538.47	7.8%
5280 · HOPTR	0.00	3,333.00	-3,333.00	0.0%
5483 · Other tax	0.00			
Total 5000 · Property Taxes	19,515.79	981,933.00	-962,417.21	2.0%
5007 · Sewer Service Charge				
5007.1 · Sewer Service - Tiburon Ops	0.00	2,523,700.00	-2,523,700.00	0.0%
5007.5 · Sewer Service - Tiburon Cap	0.00	121,313.00	-121,313.00	0.0%
5007.2 · Sewer Service-Belv Ops	0.00	1,400,843.00	-1,400,843.00	0.0%
5007.3 · Sewer Service-Belv Cap	0.00	914,600.00	-914,600.00	0.0%
5007.4 · Other User Fees	0.00	24,826.00	-24,826.00	0.0%
Total 5007 · Sewer Service Charge	0.00	4,985,282.00	-4,985,282.00	0.0%
5201 · Interest				
5201.1 · Interest County of Marin	136.53			
5201.2 · Interest LAIF	0.00	156,402.00	-156,402.00	0.0%
Total 5201 · Interest	136.53	156,402.00	-156,265.47	0.1%
5900.3 · Connection Fees				
5900.30 · Connection Permit Fees	2,225.00	11,062.00	-8,837.00	20.1%
5900.31 · Collection	22,507.00	100,000.00	-77,493.00	22.5%
5900.34 · Treatment	22,399.00	100,000.00	-77,601.00	22.4%
Total 5900.3 · Connection Fees	47,131.00	211,062.00	-163,931.00	22.3%
5900.4 · Inspection Permit Fees	4,800.00	11,062.00	-6,262.00	43.4%
5900.5 · SASM Expense Reimb.	0.00	101,680.00	-101,680.00	0.0%
5900.9 · Other Income	0.00	100.00	-100.00	0.0%
5900.10 · Paradise Sewer Line Ext. Fees	0.00	13,806.00	-13,806.00	0.0%
Total Income	71,583.32	6,461,327.00	-6,389,743.68	1.1%
Gross Profit	71,583.32	6,461,327.00	-6,389,743.68	1.1%
Expense				
6000 · Administrative Expenses				
6001 · Advertising	0.00	1,000.00	-1,000.00	0.0%
6008 · Audit & Accounting	0.00	35,000.00	-35,000.00	0.0%
6017 · Consulting Fees	504.90	200,000.00	-199,495.10	0.3%
6018 · Travel & Meetings				
6018.1 · Meetings & Travel	1,439.76	7,000.00	-5,560.24	20.6%
6018.2 · Standby Mileage Expense Reimb	791.10	8,000.00	-7,208.90	9.9%
Total 6018 · Travel & Meetings	2,230.86	15,000.00	-12,769.14	14.9%
6020 · Continuing Education	2,102.40	10,000.00	-7,897.60	21.0%
6021 · County Fees	4,145.48	16,500.00	-12,354.52	25.1%
6024 · Director Fees	0.00	9,000.00	-9,000.00	0.0%
6025 · Dues & Subscriptions	7,551.83	34,000.00	-26,448.17	22.2%
6026 · Elections	0.00	9,000.00	-9,000.00	0.0%
6033 · Insurance Property & Liability				
6033.1 · PLP Public Entity Phys Damage	25,857.00	23,301.00	2,556.00	111.0%
6033.2 · General Liability	18,326.00	43,291.00	-24,965.00	42.3%
6033.3 · Physical Property Damage - Auto	3,766.00	1,435.00	2,331.00	262.4%
Total 6033 · Insurance Property & Liability	47,949.00	68,027.00	-20,078.00	70.5%

Sanitary Distr. No.5 of Marin Co.
Annual Budget vs Actual Expenses
 As of 9.30.2020, per Year-End Adjustments

	Jul - Sep 20	Budget	\$ Over Budget	% of Bu...
6039 · Legal	1,354.50	50,000.00	-48,645.50	2.7%
6047 · Office Supplies	5,881.01	13,000.00	-7,118.99	45.2%
6056 · Postage	6.43	1,000.00	-993.57	0.6%
6059 · Pollution Prevention/Public Edu	1,817.90	5,000.00	-3,182.10	36.4%
6065 · Miscellaneous Expense	209.95			
Total 6000 · Administrative Expenses	73,754.26	466,527.00	-392,772.74	15.8%
7000 · Ops & Maintenance Expenses				
7010 · Pumps & Lines Maintenance				
7011 · Pumps & Lines Maintenance	9,884.66	50,000.00	-40,115.34	19.8%
7013 · Emergency Line Repair	0.00	50,000.00	-50,000.00	0.0%
Total 7010 · Pumps & Lines Maintenance	9,884.66	100,000.00	-90,115.34	9.9%
7020 · Main Plant Maintenance				
7021 · Plant Maintenance Supplies	2,575.02	15,000.00	-12,424.98	17.2%
7022 · Plant Maint. Parts & Service	4,373.88	100,000.00	-95,626.12	4.4%
7023 · Janitorial Supplies & Service	1,622.11	9,000.00	-7,377.89	18.0%
7024 · Main Plant Chemicals	19,113.17	105,000.00	-85,886.83	18.2%
7025 · Lab Supplies & Chemicals	7,675.82	15,000.00	-7,324.18	51.2%
7027 · Electrical & Instrument	2,050.38	5,000.00	-2,949.62	41.0%
7028 · Grounds Maintenance	279.36	5,000.00	-4,720.64	5.6%
7029 · Main Plant Sludge Disposal	5,612.32	40,000.00	-34,387.68	14.0%
Total 7020 · Main Plant Maintenance	43,302.06	294,000.00	-250,697.94	14.7%
7040 · Paradise Cove Plant Maint				
7041 · Paradise Parts & Service	20,993.80	10,000.00	10,993.80	209.9%
7042 · Paradise Supplies & Chemicals	1,073.04	5,000.00	-3,926.96	21.5%
7043 · Paradise Sludge Disposal	1,519.24			
Total 7040 · Paradise Cove Plant Maint	23,586.08	15,000.00	8,586.08	157.2%
7050 · Monitoring				
7051 · Main Plant Lab Monitoring	3,843.50	50,000.00	-46,156.50	7.7%
7052 · Paradise Cove Monitoring	820.10	15,000.00	-14,179.90	5.5%
Total 7050 · Monitoring	4,663.60	65,000.00	-60,336.40	7.2%
7060 · Permits/Fees				
7061 · Main Plant NPDES Renewal	0.00			
7062 · Permits/Fees - General	18,964.75	41,000.00	-22,035.25	46.3%
7063 · Paradise Cove Permits/Fees	572.29	8,000.00	-7,427.71	7.2%
7064 · Paradise Cove NPDES Renewal	0.00	40,000.00	-40,000.00	0.0%
Total 7060 · Permits/Fees	19,537.04	89,000.00	-69,462.96	22.0%
7070 · Truck Maintenance				
7071 · Fuel	40.96	8,000.00	-7,959.04	0.5%
7072 · Truck Maintenance	8,014.82	8,000.00	14.82	100.2%
Total 7070 · Truck Maintenance	8,055.78	16,000.00	-7,944.22	50.3%
Total 7000 · Ops & Maintenance Expenses	109,029.22	579,000.00	-469,970.78	18.8%
8000 · Salaries and Benefits Expenses				
8001 · Salaries	282,897.13	1,143,549.00	-860,651.87	24.7%
8003 · Overtime	25,280.88	100,000.00	-74,719.12	25.3%
8004 · Standby Pay	18,285.46	72,450.00	-54,164.54	25.2%
8005 · Employee Incentives	8,000.00	45,000.00	-37,000.00	17.8%
8006 · Vacation Buyout	8,427.40	25,000.00	-16,572.60	33.7%
8013 · Payroll Taxes	23,637.25	98,212.00	-74,574.75	24.1%
8015 · Payroll/Bank Fees	1,469.00	5,500.00	-4,031.00	26.7%
8016 · Car Allowance	6,000.00	6,000.00	0.00	100.0%
8019 · PERS Retirement				
8019.05 · PERS Retirement	22,050.93	253,061.00	-231,010.07	8.7%
8019.08 · PERS Retirement - CalPERS UAL	96,367.00	20,000.00	76,367.00	481.8%
8019.10 · PERS Retirement Trust	0.00	313,250.00	-313,250.00	0.0%
8019 · PERS Retirement - Other	700.00			
Total 8019 · PERS Retirement	119,117.93	586,311.00	-467,193.07	20.3%

Sanitary Distr. No.5 of Marin Co.
Annual Budget vs Actual Expenses
As of 9.30.2020, per Year-End Adjustments

	Jul - Sep 20	Budget	\$ Over Budget	% of Bu...
8020 · Employee Health				
8020.05 · Employee Health	50,465.13	200,653.00	-150,187.87	25.2%
8021 · Employee Health Deductions	-744.48			
Total 8020 · Employee Health	49,720.65	200,653.00	-150,932.35	24.8%
8022 · Retiree Health				
8022.05 · Retiree Health	16,866.07	80,994.00	-64,127.93	20.8%
8022.10 · CERBT/OPEB Annual Arc Contribtn	0.00	72,400.00	-72,400.00	0.0%
Total 8022 · Retiree Health	16,866.07	153,394.00	-136,527.93	11.0%
8023 · Workers Comp Insurance	39,624.00	50,250.00	-10,626.00	78.9%
Total 8000 · Salaries and Benefits Expenses	599,325.77	2,486,319.00	-1,886,993.23	24.1%
8500 · Other Operating Expenses				
8510 · Data/Alarms/IT Supp & Licensing	19,039.21	80,000.00	-60,960.79	23.8%
8515 · Safety	8,985.83	20,000.00	-11,014.17	44.9%
8520 · Personal Protection/Safety Wear	2,699.37	15,000.00	-12,300.63	18.0%
8530 · Telephone				
8531 · Main Plant Telephones	1,980.58	11,000.00	-9,019.42	18.0%
8532 · Paradise Cove Telephones	705.20	4,000.00	-3,294.80	17.6%
8533 · Pumps & Lines Telephones	957.60	7,000.00	-6,042.40	13.7%
Total 8530 · Telephone	3,643.38	22,000.00	-18,356.62	16.6%
8540 · Utilities				
8541 · Water	1,435.38	5,000.00	-3,564.62	28.7%
8542 · Main Plant Utilities	36,176.75	180,000.00	-143,823.25	20.1%
8543 · Paradise Cove Utilities	2,905.33	13,500.00	-10,594.67	21.5%
8544 · Pump Station Utilities	6,485.24	35,000.00	-28,514.76	18.5%
Total 8540 · Utilities	47,002.70	233,500.00	-186,497.30	20.1%
Total 8500 · Other Operating Expenses	81,370.49	370,500.00	-289,129.51	22.0%
Total Expense	863,479.74	3,902,346.00	-3,038,866.26	22.1%
Net Ordinary Income	-791,896.42	2,558,981.00	-3,350,877.42	-30.9%
Other Income/Expense				
Other Expense				
9100 · Capital Expenditures				
9200 · Main Plant Equipment Capital				
9209 · Screw Press Blend Redundancy	0.00	15,000.00	-15,000.00	0.0%
9212 · Headworks Grinder Replacement	0.00	15,000.00	-15,000.00	0.0%
9218 · Generator Control Panel	0.00	35,000.00	-35,000.00	0.0%
9219 · CI2 Flash Mixer	0.00	15,000.00	-15,000.00	0.0%
9220 · M.P. Office + Bath Flooring	0.00	15,000.00	-15,000.00	0.0%
9221 · Portable Fuel Storage Tank	0.00	15,000.00	-15,000.00	0.0%
Total 9200 · Main Plant Equipment Capital	0.00	110,000.00	-110,000.00	0.0%
9300 · Pumps & Lines Capital				
9306 · PS Pump & Valve Replacements	0.00	50,000.00	-50,000.00	0.0%
9311 · Cove Rd Force Main Project				
9311.2 · Cove Rd FM - Const, Ph I	68,767.89	1,200,000.00	-1,131,232.11	5.7%
Total 9311 · Cove Rd Force Main Project	68,767.89	1,200,000.00	-1,131,232.11	5.7%
9312 · Force Main Rehab - Mltpl Sites	0.00	700,000.00	-700,000.00	0.0%
9313 · Manholes/Rodholes	0.00	70,000.00	-70,000.00	0.0%
9314 · Portable Emergency Generators	0.00	75,000.00	-75,000.00	0.0%
9227.8 · Rodder/Vactor Truck	0.00			
Total 9300 · Pumps & Lines Capital	68,767.89	2,095,000.00	-2,026,232.11	3.3%
9400 · Paradise Cove Capital				
9401 · P.C. Sewer Line Rehab Prog	0.00	500,000.00	-500,000.00	0.0%
9404 · P.C. Infl WWI Access Replcmnt	0.00			
9406 · P.C. Plant Grating Replacement	0.00	20,000.00	-20,000.00	0.0%
9415 · P.C. Paint @ Treatment Plant	0.00			
Total 9400 · Paradise Cove Capital	0.00	520,000.00	-520,000.00	0.0%

Sanitary Distr. No.5 of Marin Co.
Annual Budget vs Actual Expenses
 As of 9.30.2020, per Year-End Adjustments

	<u>Jul - Sep 20</u>	<u>Budget</u>	<u>\$ Over Budget</u>	<u>% of Bu...</u>
9500 · Undesignated Capital				
9510 · Undesignated Cap - M.P.	0.00	25,000.00	-25,000.00	0.0%
9520 · Undesignated Cap - P.C. Plant	0.00	10,000.00	-10,000.00	0.0%
9530 · Undesignated Cap - P & L	0.00	50,000.00	-50,000.00	0.0%
Total 9500 · Undesignated Capital	<u>0.00</u>	<u>85,000.00</u>	<u>-85,000.00</u>	<u>0.0%</u>
Total 9100 · Capital Expenditures	68,767.89	2,810,000.00	-2,741,232.11	2.4%
9700 · Debt Service				
9730 · Debt Service - MPR Project				
9734 · MPR Refi - Principal	660,000.00	660,000.00	0.00	100.0%
9735 · MPR Refi - Interest	100,656.26	190,457.00	-89,800.74	52.8%
Total 9730 · Debt Service - MPR Project	<u>760,656.26</u>	<u>850,457.00</u>	<u>-89,800.74</u>	<u>89.4%</u>
Total 9700 · Debt Service	<u>760,656.26</u>	<u>850,457.00</u>	<u>-89,800.74</u>	<u>89.4%</u>
Total Other Expense	<u>829,424.15</u>	<u>3,660,457.00</u>	<u>-2,831,032.85</u>	<u>22.7%</u>
Net Other Income	<u>-829,424.15</u>	<u>-3,660,457.00</u>	<u>2,831,032.85</u>	<u>22.7%</u>
Net Income	<u><u>-1,621,320.57</u></u>	<u><u>-1,101,476.00</u></u>	<u><u>-519,844.57</u></u>	<u><u>147.2%</u></u>

Sanitary Distr. No.5 of Marin Co.
Zone Report
As of 9.30.2020, per Year-End Adjustments

	Paradise Co... (Tiburon)	Tiburon - Ot... (Tiburon)	Total Tiburon	Belvedere	TOTAL
Ordinary Income/Expense					
Income					
5900.3 · Connection Fees					
5900.30 · Connection Permit Fees	0.00	250.00	250.00	1,175.00	1,425.00
5900.31 · Collection	0.00	0.00	0.00	8,173.00	8,173.00
5900.34 · Treatment	0.00	0.00	0.00	5,885.00	5,885.00
Total 5900.3 · Connection Fees	0.00	250.00	250.00	15,233.00	15,483.00
5900.4 · Inspection Permit Fees	100.00	1,800.00	1,900.00	700.00	2,600.00
Total Income	100.00	2,050.00	2,150.00	15,933.00	18,083.00
Gross Profit	100.00	2,050.00	2,150.00	15,933.00	18,083.00
Expense					
6000 · Administrative Expenses					
6001 · Advertising	0.00	0.00	0.00	0.00	0.00
6008 · Audit & Accounting	0.00	0.00	0.00	0.00	0.00
6018 · Travel & Meetings					
6018.1 · Meetings & Travel	18.96	449.94	468.90	263.19	732.09
6018.2 · Standby Mileage Expense Reimb	0.00	100.71	100.71	356.20	456.91
Total 6018 · Travel & Meetings	18.96	550.65	569.61	619.39	1,189.00
6020 · Continuing Education	2.60	61.71	64.31	36.09	100.40
6025 · Dues & Subscriptions	22.25	527.94	550.19	308.81	859.00
6039 · Legal	33.68	799.29	832.97	521.53	1,354.50
6047 · Office Supplies	150.58	3,573.40	3,723.98	2,090.20	5,814.18
6056 · Postage	0.00	0.00	0.00	0.00	0.00
6065 · Miscellaneous Expense	0.00	0.00	0.00	0.00	0.00
Total 6000 · Administrative Expenses	228.07	5,512.99	5,741.06	3,576.02	9,317.08
7000 · Ops & Maintenance Expenses					
7010 · Pumps & Lines Maintenance					
7011 · Pumps & Lines Maintenance	69.82	6,416.35	6,486.17	4,177.44	10,663.61
Total 7010 · Pumps & Lines Maintenance	69.82	6,416.35	6,486.17	4,177.44	10,663.61
7020 · Main Plant Maintenance					
7021 · Plant Maintenance Supplies	0.00	149.77	149.77	87.60	237.37
7022 · Plant Maint. Parts & Service	0.00	750.73	750.73	2,498.14	3,248.87
7023 · Janitorial Supplies & Service	0.00	270.98	270.98	158.51	429.49
7024 · Main Plant Chemicals	0.00	6,036.12	6,036.12	3,530.87	9,566.99
7025 · Lab Supplies & Chemicals	0.00	4,412.59	4,412.59	2,581.54	6,994.13
7027 · Electrical & Instrument	69.82	560.07	629.89	636.54	1,266.43
7029 · Main Plant Sludge Disposal	0.00	2,524.35	2,524.35	1,476.58	4,000.93
Total 7020 · Main Plant Maintenance	69.82	14,704.61	14,774.43	10,969.78	25,744.21
7040 · Paradise Cove Plant Maint					
7041 · Paradise Parts & Service	20,286.01	15.96	20,301.97	0.00	20,301.97
7042 · Paradise Supplies & Chemicals	199.85	0.00	199.85	0.00	199.85
7043 · Paradise Sludge Disposal	106.39	0.00	106.39	0.00	106.39
Total 7040 · Paradise Cove Plant Maint	20,592.25	15.96	20,608.21	0.00	20,608.21
7050 · Monitoring					
7051 · Main Plant Lab Monitoring	0.00	1,018.90	1,018.90	596.10	1,615.00
7052 · Paradise Cove Monitoring	312.55	0.00	312.55	0.00	312.55
Total 7050 · Monitoring	312.55	1,018.90	1,331.45	596.10	1,927.55
7060 · Permits/Fees					
7062 · Permits/Fees - General	0.00	712.00	712.00	0.00	712.00
Total 7060 · Permits/Fees	0.00	712.00	712.00	0.00	712.00

Sanitary Distr. No.5 of Marin Co.
Zone Report
As of 9.30.2020, per Year-End Adjustments

	Paradise Co... (Tiburon)	Tiburon - Ot... (Tiburon)	Total Tiburon	Belvedere	TOTAL
7070 · Truck Maintenance					
7071 · Fuel	1.06	25.17	26.23	14.73	40.96
7072 · Truck Maintenance	207.58	4,925.91	5,133.49	2,881.33	8,014.82
Total 7070 · Truck Maintenance	208.64	4,951.08	5,159.72	2,896.06	8,055.78
Total 7000 · Ops & Maintenance Expenses	21,253.08	27,818.90	49,071.98	18,639.38	67,711.36
8000 · Salaries and Benefits Expenses					
8001 · Salaries	2,513.82	59,652.34	62,166.16	34,892.64	97,058.80
8003 · Overtime	144.38	3,426.01	3,570.39	2,003.99	5,574.38
8004 · Standby Pay	157.56	3,739.03	3,896.59	2,187.08	6,083.67
8005 · Employee Incentives	25.90	614.60	640.50	359.50	1,000.00
8007 · Voluntary Deductions	0.00	0.00	0.00	0.00	0.00
8008 · Deferred Comp 457	0.00	-0.16	-0.16	0.00	-0.16
8012 · Wage Garnishments	0.00	0.00	0.00	0.00	0.00
8013 · Payroll Taxes	188.64	4,476.45	4,665.09	2,618.42	7,283.51
8015 · Payroll/Bank Fees	12.78	303.22	316.00	177.36	493.36
8019 · PERS Retirement					
8019.05 · PERS Retirement	325.40	7,721.61	8,047.01	4,516.63	12,563.64
8019.08 · PERS Retirement - CalPERS UAL	0.00	60,797.94	60,797.94	35,569.06	96,367.00
8019 · PERS Retirement - Other	16.94	431.34	448.28	251.72	700.00
Total 8019 · PERS Retirement	342.34	68,950.89	69,293.23	40,337.41	109,630.64
8020 · Employee Health					
8020.05 · Employee Health	419.17	9,946.75	10,365.92	5,818.18	16,184.10
8021 · Employee Health Deductions	-6.42	-152.52	-158.94	-89.22	-248.16
Total 8020 · Employee Health	412.75	9,794.23	10,206.98	5,728.96	15,935.94
8022 · Retiree Health					
8022.05 · Retiree Health	22.38	530.98	553.36	310.59	863.95
Total 8022 · Retiree Health	22.38	530.98	553.36	310.59	863.95
Total 8000 · Salaries and Benefits Expenses	3,820.55	151,487.59	155,308.14	88,615.95	243,924.09
8500 · Other Operating Expenses					
8510 · Data/Alarms/IT Supp & Licensing	90.54	2,148.54	2,239.08	1,256.75	3,495.83
8515 · Safety	9.07	215.10	224.17	125.83	350.00
8520 · Personal Protection/Safety Wear	51.70	1,226.71	1,278.41	717.56	1,995.97
8530 · Telephone					
8531 · Main Plant Telephones	3.95	523.41	527.36	306.16	833.52
8532 · Paradise Cove Telephones	345.99	0.00	345.99	0.00	345.99
8533 · Pumps & Lines Telephones	173.48	305.32	478.80	0.00	478.80
Total 8530 · Telephone	523.42	828.73	1,352.15	306.16	1,658.31
8540 · Utilities					
8541 · Water	0.00	839.68	839.68	595.70	1,435.38
8542 · Main Plant Utilities	0.00	11,433.84	11,433.84	6,689.23	18,123.07
8543 · Paradise Cove Utilities	1,514.97	0.00	1,514.97	0.00	1,514.97
8544 · Pump Station Utilities	255.27	1,610.32	1,865.59	1,444.35	3,309.94
Total 8540 · Utilities	1,770.24	13,883.84	15,654.08	8,729.28	24,383.36
Total 8500 · Other Operating Expenses	2,444.97	18,302.92	20,747.89	11,135.58	31,883.47
Total Expense	27,746.67	203,122.40	230,869.07	121,966.93	352,836.00
Net Ordinary Income	-27,646.67	-201,072.40	-228,719.07	-106,033.93	-334,753.00

10/06/20

**Sanitary Distr. No.5 of Marin Co.
Zone Report
As of 9.30.2020, per Year-End Adjustments**

	Paradise Co... (Tiburon)	Tiburon - Ot... (Tiburon)	Total Tiburon	Belvedere	TOTAL
Other Income/Expense					
Other Expense					
9100 · Capital Expenditures					
9300 · Pumps & Lines Capital					
9311 · Cove Rd Force Main Project					
9311.2 · Cove Rd FM - Const, Ph I	0.00	21,420.97	21,420.97	47,346.92	68,767.89
Total 9311 · Cove Rd Force Main Project	0.00	21,420.97	21,420.97	47,346.92	68,767.89
Total 9300 · Pumps & Lines Capital	0.00	21,420.97	21,420.97	47,346.92	68,767.89
Total 9100 · Capital Expenditures	0.00	21,420.97	21,420.97	47,346.92	68,767.89
9700 · Debt Service					
9730 · Debt Service - MPR Project					
9734 · MPR Refi - Principal	0.00	427,548.00	427,548.00	232,452.00	660,000.00
9735 · MPR Refi - Interest	0.00	65,205.13	65,205.13	35,451.13	100,656.26
Total 9730 · Debt Service - MPR Project	0.00	492,753.13	492,753.13	267,903.13	760,656.26
Total 9700 · Debt Service	0.00	492,753.13	492,753.13	267,903.13	760,656.26
Total Other Expense	0.00	514,174.10	514,174.10	315,250.05	829,424.15
Net Other Income	0.00	-514,174.10	-514,174.10	-315,250.05	-829,424.15
Net Income	<u>-27,646.67</u>	<u>-715,246.50</u>	<u>-742,893.17</u>	<u>-421,283.98</u>	<u>-1,164,177.15</u>

Sanitary Distr. No.5 of Marin Co.
Monthly O.T. Report
September 2020

<u>Type</u>	<u>Date</u>	<u>Num</u>	<u>Name</u>	<u>Memo</u>	<u>Amount</u>	<u>Balance</u>
Bilsborough, Chad						
Check	09/15/20	2591-3719	Bilsborough, Chad	2.0 Hrs. O.T. @ 1.5x	112.16	112.16
Check	09/30/20	2741-3733	Bilsborough, Chad	14.0 Hrs. O.T. @ 1.5x	785.15	897.31
Check	09/30/20	2741-3733	Bilsborough, Chad	1.5 Hrs. O.T. @ 2.0x	112.16	1,009.47
Total Bilsborough, Chad					1,009.47	1,009.47
Cottrell, Rulon						
Check	09/30/20	2741-3735	Cottrell, Rulon	10.0 Hrs. O.T. @ 1.5x	828.59	828.59
Total Cottrell, Rulon					828.59	828.59
Dohrmann, Robin						
Check	09/15/20	2591-3721	Dohrmann, Robin	5.00 Hrs. O.T. @ 1.5x	414.29	414.29
Check	09/30/20	2741-3737	Dohrmann, Robin	13.5 Hrs. O.T. @ 1.5x	1,118.59	1,532.88
Total Dohrmann, Robin					1,532.88	1,532.88
Driscoll, Stephen						
Check	09/30/20	2741-3739	Driscoll, Stephen	9.0 Hrs. O.T. @ 1.5x	783.01	783.01
Total Driscoll, Stephen					783.01	783.01
Triola, Joseph						
Check	09/15/20	2591-3730	Triola, Joseph	12.0 Hrs. O.T. @ 1.5x	946.95	946.95
Check	09/30/20	2741-3747	Triola, Joseph	6.0 Hrs. O.T. @ 1.5x	473.48	1,420.43
Total Triola, Joseph					1,420.43	1,420.43
TOTAL					5,574.38	5,574.38

Sanitary District No. 5 of Marin County



District Management Report September 2020

Contents:

- Transmittal Memo
- Financial/Budgetary
- HR & Personnel
- Business Administration
- Collection System Performance
- Treatment Plant Performance – Paradise Cove
- Treatment Plant Performance – Main Plant
- Pollution Prevention Activities
- Continuing Education & Safety Training
- Capital Improvement Projects

Transmittal Memo

Date: September 15, 2020
To: Board of Directors
From: Tony Rubio, District Manager/ Chief Plant Operator
Subject: Management Report for September 2020

Fiscal Status

Period Covered: July 1, 2020 –September 31, 2020
Percent of Fiscal Year: 25 %
Percent of Budgeted Income to Date: 1.1%
Percent of Budgeted Expenditures to Date: 22.1% (operating only)

Personnel

Separations: None
New Hires: None
Promotions: None
Recruitment Activities: None

Regulatory Compliance

MP Collection System WDR Compliance: Full Compliance with all regulations
PC Collection System WDR Compliance: Full Compliance with all regulations
MP NPDES Permit Compliance: Full Compliance with all regulations
PC NPDES Permit Compliance: Full Compliance with all regulations
BAAQMD Compliance: Full Compliance with all regulations
Bio-Solids Compliance: Full Compliance with all regulations
Significant Comments: None

Summary of Operational Highlights are on the following pages.

Significant Events for the Month of September 2020 Include:

Financial/Budgetary/Business Administration

- Scanning project underway
- Annual audit work fiscal year 19/20 underway
- Review of commercial data ongoing for fiscal year 2021-2222

HR and Personnel

- Office remains closed to the public through the end of September.
- Working with Burke Williams regarding FMLA and Emergency Leave due to Covid

Continuing Education and Safety Training.

- 1 Education Incentives Certificate was achieved by a staff member in maintenance.

Collection System Performance

Main Plant Tiburon/Belvedere:

- Submitted No Spill report for the month of August to RWQCB on CIWQS.
- Rodding work underway in Tiburon
- Hydro Jet cleaning continues as time allows.

Paradise Cove:

- Submitted No Spill report for month of August to RWQCB on CIWQS

Treatment Plant Performance

Paradise Cove:

- Bay Side package plant tank is now ready for pressure wash and coating.
- Influent wet well access hatch installed, and pavement installed as well for better access to the Hill Side Package plant vactoring
- Overhead Crane system being installed by staff for ease of use and safety improvements for maintenance.

Main Plant:

- Submitted August 2020 SMR and DMR to the RWQCB
- Hill Side Secondary Clarifier taken out of service for maintenance
- Ops working with Ken Grady on a pilot program for new ATI sulfide meters

Pollution Prevention Activities

- CB attended monthly meeting – discussions regarding SAVRBAY website hosting and others.

Capital Improvement Projects

- Cove Road Force Main Project has begun. Over 50% of the new line has been installed.
- Took delivery of 100kw portable diesel generator +Emergency Preparedness and PPS contigency
- New wet well hatch installed at Paradise Cove
- Scheduled the coating of the Bay side package treatment plant at Paradise Cove. Mid October
- Working on putting line segments together for a small pipe burst project in Paradise Cove service area for bidding this upcoming winter and work to be done in the Spring of 2021.
- Reviewing commercial data and future CIP projects for 2021-2022. May have small CIP list for 2021-2022 due to Covid-19 related business-shutdowns and lack of water use which effects commercial income.
- Received new grinder for headworks

Glossary of Terms

- **B.O.D. (Biochemical Oxygen Demand):** Measurement of the effluent's capacity to consume dissolved oxygen to stabilize all remaining organic matter. The permit limits for our effluent for discharge into San Francisco bay require that we remove 85% influent B.O.D. and meet a weekly average of less than 45mg/l and a monthly average of less than 30 mg/l B.O.D.
- **TSS (Total Suspended Solids):** Measurement of suspended solids in the effluent. Our permit requires that we remove at least 85% of the influent TSS and that the effluent limit is less than 45 mg/l as a weekly average and less than 30 mg/l as a monthly average.
- **Chlorine Residual:** The plant effluent is disinfected with hypochlorite (chlorine "bleach") and then the residual chlorine is neutralized with sodium bisulfite to protect the bay. The effluent chlorine residual limit is 0.0 mg/l which we monitor continuously.
- **pH:** pH is a measurement of acidity with pH 7.0 being neutral and higher pH values being basic and lower pH values being acidic. Our permit effluent pH must stay within the range of 6.0-9.0, which we monitor continuously.
- **Coliform:** Coliform bacteria are the indicator organism for determination of the efficiency of the disinfection process. The lab culture samples of our effluent and the presence of coliform is an indication that pathogenic organisms may be present. This is reported as MPN/100 (number of coliform bacteria in 100 milliliters sample).
- **Flow Through Bioassay:** A 96 hour test in which we test the toxicity of our effluent to tiny fish (sticklebacks) in a flow through tank to determine the survivability under continuous exposure to our effluent. Our permit requires that we maintain a 90th percentile survival of at least 70% and an 11 sample median survival of at least 90%. In layman's terms, this means that out of the last 11 samples only one bioassay may fall below 70% survival and the middle value when all 11 samples are placed in numerical order must be at least 90%.
- **Metals Analysis:** Our permit requires that we analyze our effluent for many different metals on a monthly basis. We have permit limits for some metals. The metals are stated as a daily max and a monthly average limit. The daily max limit is the number we cannot exceed on any sample and the monthly average applies to all samples collected in any month. (although usually we are only required to take one).
- **F.O.G. (Fats, oils and grease):** Quarterly we are required to monitor our effluent for Fats, Oils and Grease.

Glossary of terms continued...

- **Headworks:** The point where all raw wastewater enters the treatment plant. In this building wastewater goes through 3 grinders to grind up all large objects that could possibly damage our influent and sludge pumps further down the treatment process.
- **Primary Sedimentation:** The next treatment process is a physical treatment process where solids that settle or float are removed and sent to the digesters for further processing.
- **Activated Sludge:** Next is the activate sludge process. This process is a biological wastewater treatment process that uses microorganisms to speed up the decomposition of wastes. When activated sludge is added to wastewater, the microorganisms feed and grow on waste particles in the wastewater. As the organisms grow and reproduce, more and more waste is removed, leaving the wastewater partially cleaned. To function efficiently, the mass of organisms needs a steady balance of food and oxygen. These tasks are closely monitored by the operations staff.
- **Secondary Clarification:** Next is secondary clarification, like primary sedimentation/clarification, this also is a physical treatment process where solids that settle or float are removed and sent to the next treatment process. The difference between Secondary Clarification and primary sedimentation is that the solids removed from the secondary clarifiers goes to 2 places. Some goes to waste to the DAFT and some goes back to the activated sludge process for further treatment. (*Microorganisms must be returned to the activated sludge process to keep an equal balance of food and microorganisms*).
- **DAFT (dissolved air floatation thickener):** Next is the DAFT. The dissolved air floatation thickening process uses air bubbles to thicken WAS(waste active sludge) solids removed from the secondary clarifier, by floating solids to the tank surface, where they are removed and sent to the digesters for final processing.
- **Sludge Digestion:** In the anaerobic digestion process, all the organic material removed from the primary sedimentation tanks and DAFT's are digested by anaerobic bacteria. The end products are methane, carbon dioxide, water and neutralized organic matter.
- **Solids Handling:** This is the process where all the neutralized sludge from the digester is finally treated. Sludge from the digester is pumped to the screw press where it is conditioned with a polymer (chemical that reacts with the sludge to remove the water from the sludge and bind the sludge particles together) in order to dewater the sludge and produce a dry cake for final disposal to the Redwood landfill.

Glossary of terms continued...

- **Disinfection:** This is the end point for the wastewater- at this point wastewater flows through the chlorine contact tank. This contact tank allows for enough contact time for chlorine solution to disinfect the wastewater. Sodium bisulfite is introduced at the end of the tank to neutralize any residual chlorine to protect the bay.
- **MLSS (mixed liquor suspended solids):** Suspended solids in the mixed liquor of an aeration tank measured in mg/l
- **MCRT (mean cell resident time):** An expression of the average time that a microorganism will spend in the activated sludge process.
- **SVI (sludge volume index):** This is a calculation used to indicate the settling ability of activated sludge in the secondary clarifier.
- **RAS (return activated sludge):** The purpose of returning activated sludge, is to maintain a sufficient concentration of activated sludge in the aeration tank.
- **WAS (waste activated sludge):** To maintain a stable process, the amount of solids added each day to the activated sludge process are removed as WAS. We track this by our MCRT which averages 3 days
- **TWAS (thickened waste activated sludge):** The WAS is thickened in the DAFT and the thickened sludge is then pumped to the digester.
- **MPN (most probable number):** Concentrations of total coliform bacteria are reported as the most probable number. The MPN is not the absolute count of the bacteria but a statistical estimate of their concentration.
- **Bio-solids:** Anaerobic digested sludge is pumped to a screw press where excess water is removed to reduce the volume (and weight) thus producing an end result called bio-solids.
- **Polymer:** Organic polymers are added to digested sludge to bring out the formation of larger particles by bridging to improve processing.

Wastewater Acronyms

ACWA	Assoc of California Water Agencies	APWA	American Public Works Association
AWWA	American Water Works Association	BAAQMD	Bay Area Air Quality Management District
BACWA	Bay Area Clean Water Agencies	BAPPG:	Bay Area Pollution Prevention Group
CASA	California Association of Sanitation Agencies	CSDA	California Special Districts Association
CSRMA:	California Sanitation Risk Management Authority	CAAQS	California Ambient Air Quality Standard
CaIARP	California Accidental Release Prevention Program	CARB	California Air Resources Board
CDO	Cease and Desist Order	CECs	Constituents of Emerging Concern
CEQA	California Environmental Quality Act	CIWQS	California Integrated Water Quality System
CFR	Code of Federal Regulations	CMOM	Capacity, Management, Operation and Maintenance
CIWMB	California Integrated Waste Management Board	CPUC	California Public Utilities Commission
CSO	Combined Sewer Overflow	CTR	California Toxics Rule
CWA	Clean Water Act	CWAP	Clean Water Action Plan
CWARA	Clean Water Authority Restoration Act	CWEA	California Water Environment Association
DHS	Dept of Health Services	DTSC	Dept of Toxic Substances Control
EBEP	Enclosed Bays and Estuaries Plan	EDW	Effluent Dominated Water body
EIS/EIR	Environmental Impact Statement/Report	EPA	Environmental Protection Agency
ERAF	Educational Reserve Augmentation Fund	ESMP	Electronic Self-Monitoring Report
FOG	Fats, Oils and Grease	GASB	Government Accounting Standards Board
ISWP	Inland Surface Waters Plan	JPA	Joint Powers Authority
LAFCO	Local Agency Formation Commission	LOCC	League of California Cities
MACT	Maximum Achievable Control Technology (air controls)	MCL	Maximum Contaminant Level
MMP	Mandatory Minimum Penalty	MOU	Memorandum of Understanding
MUN	Municipal Drinking Water Use	NACWA	National Association of Clean Water Agencies
NGOs	Non Governmental Organizations	NOX	Nitrogen Oxides
NPDES	Nat'l Pollutant Discharge Elimination System	NRDC	Natural Resources Defense Council
NTR	National Toxics Rule	OWP:	Office of Water Programs
OSHA:	Occupational Safety and Health Administration	PCBs	Poly Chlorinated Biphenyls
POTWs	Publicly Owned Treatment Works	PPCPs	Pharmaceutical and personal Care Products
QA/QC	Quality Assurance / Quality Control	Region	IX Western Region of EPA (CA, AZ, NV & HI)
RFP	Request For Proposals	RMP	Risk Management Program
RFQ	Request For Qualifications	RWQCB	Regional Water Quality Control Board
SEP	Supplementary Environmental Projects	SIP	State Implementation Policy (CTR/NTR criteria)
SFEI:	San Francisco Estuary Institute	SRF	State Revolving Fund
SSO	Sanitary Sewer Overflow	SSMP	Sewer System Management Plan
SWRCB	State Water Resources Control Board	TMDL	Total Maximum Daily Load
WDR	Waste Discharge Requirements	WEF	Water Environment Federation
WERF	Water Environment Research Foundation	WET	Whole Effluent Toxicity or Waste Extraction Test
WMI	Watershed Management Initiative	WRFP	Water Recycling Funding Program
WRDA	Water Resource Development Act	WWTP	Wastewater Treatment Plant
WQBEL	Water Quality Based Effluent Limitation Agency	WWWIFA	Water and Wastewater Infrastructure Financing

RESOLUTION NO. 2020-09

SANITARY DISTRICT NO. 5 OF MARIN COUNTY

**A RESOLUTION RATIFYING USE OF APPROXIMATELY \$93,691
FROM CAPITAL RESERVE FUNDS FOR PAYMENT OF CALPERS'
FRESH START & ASSET OFFSETS, ASSUMPTION & METHOD CHANGES,
ACCRUED ASSET & NON-ASSET BALANCES FOR
CLASSIC MEMBERS' UNFUNDED LIABILITY**

WHEREAS, the California Public Employees Retirement System (CalPERS) established risk pools to reduce or eliminate the large fluctuations in the employer's contribution rate caused by unexpected demographic events;

WHEREAS, by mandate of CalPERS, the Sanitary District No. 5 of Marin County is responsible for a share of CalPERS' FY2018-2019 Pooled Assumption Change Liability, Asset (Gain)/Loss Liability, and Non-Asset (Gain)/Loss Liability; and

WHEREAS, Sanitary District No. 5 of Marin County's share of the CalPERS' FY2018-2019 Pooled Investment Loss is \$51,978 (fifty-one thousand, nine hundred seventy-eight dollars); and

WHEREAS, Sanitary District No. 5 of Marin County's share of the CalPERS' FY2018-2019 Pooled Non-Investment Loss is \$41,713 (forty-one thousand, seven hundred and thirteen dollars); and

WHEREAS, the balance of these unfunded liabilities (as of September 21, 2020) is \$93,691 (ninety-three thousand, six hundred ninety-one dollars) total; and

WHEREAS, Tiburon Capital Reserve funds will be responsible for \$60,313.58 (sixty thousand, three hundred thirteen dollars and fifty-eight cents) equaling 64.375% of the total CalPERS unfunded assumption, asset & non-asset liability amount; and

WHEREAS, Belvedere Capital Reserve funds will be responsible for \$33,377.42 (thirty-four thousand, four hundred forty-six dollars and seventeen cents), equaling 35.625% of the total CalPERS unfunded assumption, asset & non-asset liability amount; and

WHEREAS, CalPERS treats these unfunded liabilities as loans to SD5 and has created an amortized schedule of payments that includes interest equal to the CalPERS discount rate, currently 7.00%; and

WHEREAS, the SD5 has the option to make a lump sum pay-off of its share of CalPERS' FY2018-2019 Pooled Investment Change Liability, Asset (Gain)/Loss Liability, and Non-Asset (Gain)/Loss Liability at any time; and

Resolution No. 2020-09
October 15, 2020

WHEREAS, on September 17, 2020, the SD5 Board of Directors authorized staff and the Board President, by motion, to make the lump sum pay-off of CalPERS' unfunded liability on September 21, 2020, and did make such payment; and

NOW THEREFORE BE IT RESOLVED, that the SD5 Board of Directors ratifies the Sanitary District No. 5 of Marin County Board President's execution of the necessary documents to make a lump sum payment of the SD5's portion of CalPERS' unfunded liability of approximately \$93,691 (ninety-three thousand, six hundred ninety-one dollars).

* * * * *

I certify that the foregoing is a full, true, and correct copy of a resolution duly and regularly passed and adopted by the Board of Directors of Sanitary District No. 5 of Marin County, California, at a meeting thereof held on the 15th of October, 2020, by the following vote:

AYES, and in favor thereof, Directors: *CATHARINE BENEDIKTSSON, TOU MOGON,
RICHARD SNYDER, JOHN CARRETT, MICHAEL LASKY*

NOES, Directors: *NONE*


ABSTAIN, Directors: *NONE*

ABSENT, Directors: *NONE*

APPROVED:


Catharine Benediktsson
President, Board of Directors

ATTEST:


Richard Snyder
Secretary, Board of Directors

RESOLUTION NO. 2020-10

SANITARY DISTRICT NO. 5 OF MARIN COUNTY

**A RESOLUTION RATIFYING USE OF APPROXIMATELY \$2,676
FROM CAPITAL RESERVE FUNDS FOR PAYMENT OF CALPERS'
FRESH START & ASSET OFFSETS, ASSUMPTION & METHOD CHANGES,
ACCRUED ASSET & NON-ASSET BALANCES FOR
PEPRA MEMBERS' UNFUNDED LIABILITY**

WHEREAS, the California Public Employees Retirement System (CalPERS) established risk pools to reduce or eliminate the large fluctuations in the employer's contribution rate caused by unexpected demographic events; and

WHEREAS, by mandate of CalPERS, the Sanitary District No. 5 of Marin County is responsible for a share of CalPERS' FY2018-2019 Pooled Assumption Change Liability, Asset (Gain)/Loss Liability, and Non-Asset (Gain)/Loss Liability; and

WHEREAS, Sanitary District No. 5 of Marin County's share of the CalPERS' FY2018-2019 Pooled Investment Loss is \$1,470 (one thousand, four hundred and seventy dollars); and

WHEREAS, Sanitary District No. 5 of Marin County's share of the CalPERS' FY2018-2019 Pooled Non-Investment Loss is \$1,206 (one thousand, two hundred and six dollars); and

WHEREAS, the balance of these unfunded liabilities (as of September 23, 2019) is \$2,676 (Two Thousand, Six Hundred Seventy-six Dollars) total; and

WHEREAS, Tiburon Capital Reserve funds will be responsible for \$1,722.68 (One Thousand, Seven Hundred Twenty-two Dollars and sixty-seven cents) equaling 64.375% of the total CalPERS unfunded assumption, asset & non-asset liability amount; and

WHEREAS, Belvedere Capital Reserve funds will be responsible for \$953.32 (Nine Hundred Fifty-three Dollars and thirty-two cents), equaling 35.625% of the total CalPERS unfunded assumption, asset & non-asset liability amount; and

WHEREAS, CalPERS treats these unfunded liabilities as loans to SD5 and has created an amortized schedule of payments that includes interest equal to the CalPERS discount rate, currently 7.00%; and

WHEREAS, the SD5 has the option to make a lump sum pay-off of its share of CalPERS' FY2018-2019 Pooled Assumption and Method Change Liability, Asset (Gain)/Loss Liability, and Non-Asset (Gain)/Loss Liability at any time; and

Resolution No. 2020-10
October 15, 2020

WHEREAS, on September 19, 2019, the SD5 Board of Directors authorized staff and the Board President, by motion, to make the lump sum pay-off of CalPERS' unfunded liability on September 21, 2020, and did make such payment; and

NOW THEREFORE BE IT RESOLVED, that the SD5 Board of Directors ratifies the Sanitary District No. 5 of Marin County Board President's execution of the necessary documents to make a lump sum payment of the SD5's portion of CalPERS' unfunded liability of approximately \$2,676 (Two Thousand, Six Hundred Seventy-six Dollars).

* * * * *

I certify that the foregoing is a full, true, and correct copy of a resolution duly and regularly passed and adopted by the Board of Directors of Sanitary District No. 5 of Marin County, California, at a meeting thereof held on the 15th of October, 2020, by the following vote:


AYES, and in favor thereof, Directors: *CATHARINE BENEDIKTSSON, TED MOODY
RICHARD SNYDER, JOHN CARAPIET, MICHAEL LASKY*

NOES, Directors: *NONE*

ABSTAIN, Directors: *NONE*


ABSENT, Directors: *NONE*

APPROVED:



Catharine Benediktsson
President, Board of Directors


ATTEST:



Richard Snyder
Secretary, Board of Directors

COVE ROAD FORCE MAIN REPLACEMENT PROJECT UPDATE

PROJECT GOALS

- Construct 2,368 feet of new upsized parallel Cove Road Pump Station Force Main
 - Maintain use of existing asbestos force main at all times and eliminate the need for sewage bypass during construction
- 
- A decorative graphic consisting of several parallel white lines of varying lengths and thicknesses, arranged diagonally from the bottom right towards the top right of the slide.

Contractor has placed and backfilled 800 feet in Tiburon and 700 feet in Belvedere of new 16" HPDE Force Main, representing 63% of the total 2,368 feet

The Contractor's contracted project completion date is October 27, 2020 (the Contractor has requested a completion date of November 22, 2020 which has not yet been approved)

TIBURON

800 ft of new 16" HDPE pipe installed,
backfilled and trench plugged on Juanita
Ave in 14 days for an average production
rate of 57 feet per day

BELVEDERE

700 ft of new 16" HDPE pipe installed,
backfilled and backfilled with CDF in 37
days for an average production rate of only
19 feet per day

- The Contractor requested the Belvedere portion of the pipeline project between STA 0+00 (Cove Pump Station) and STA 2+25, and from STA 2+25 to STA 5+90, be completed by Time and Materials in lieu of the contract bid item costs because of difficulty shoring and high groundwater production



Contractor encountered unmarked water main, running backfill and unexpected groundwater flow

CONSTRUCT 285 ± LF OF (N) 16" O.D. DR 17 HDPE FORCE MAIN BY DIRECT BURY

Water Main in conflict with new Force Main

16 & 18 & 20
BEACH ROAD

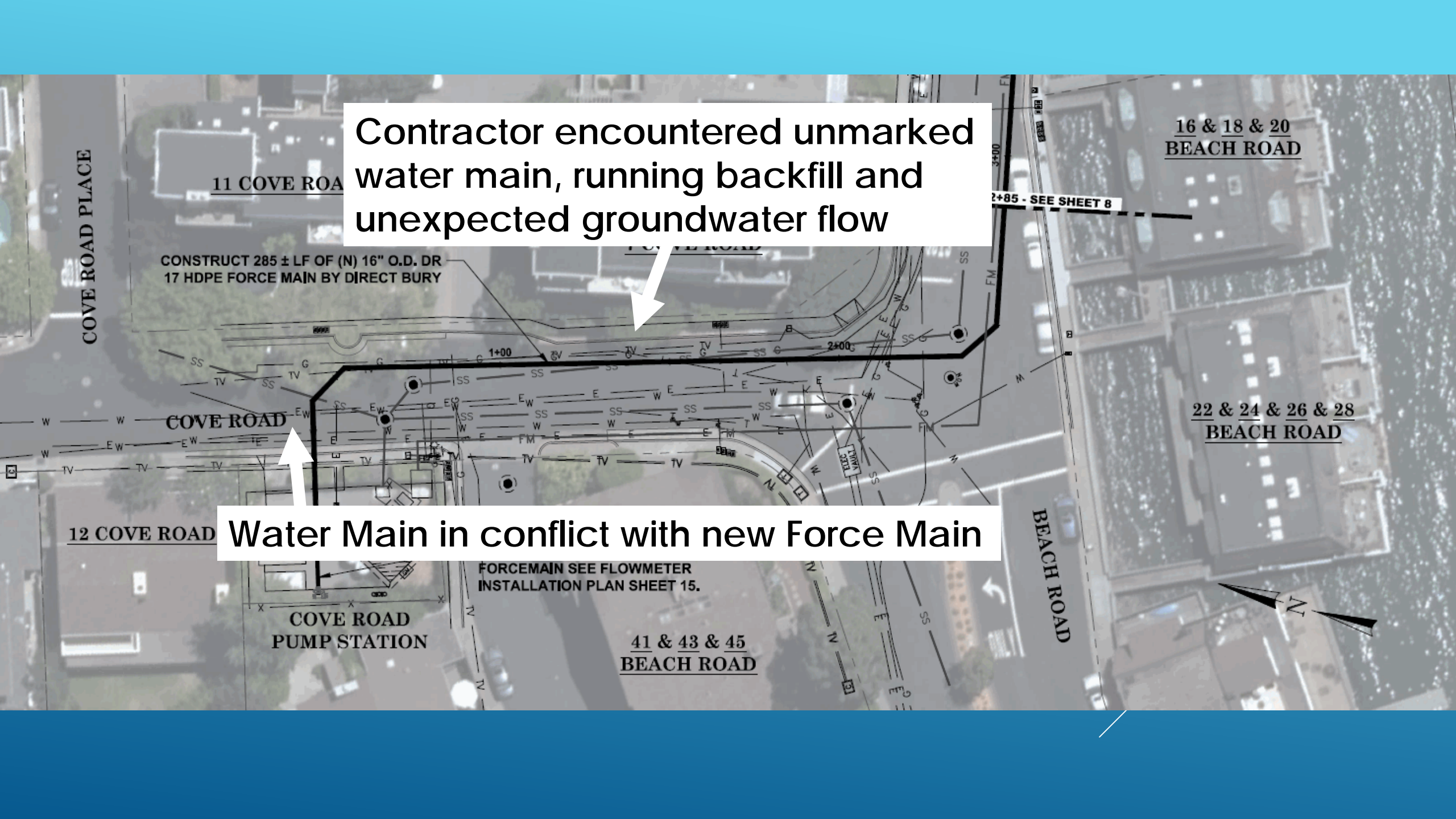

22 & 24 & 26 & 28
BEACH ROAD

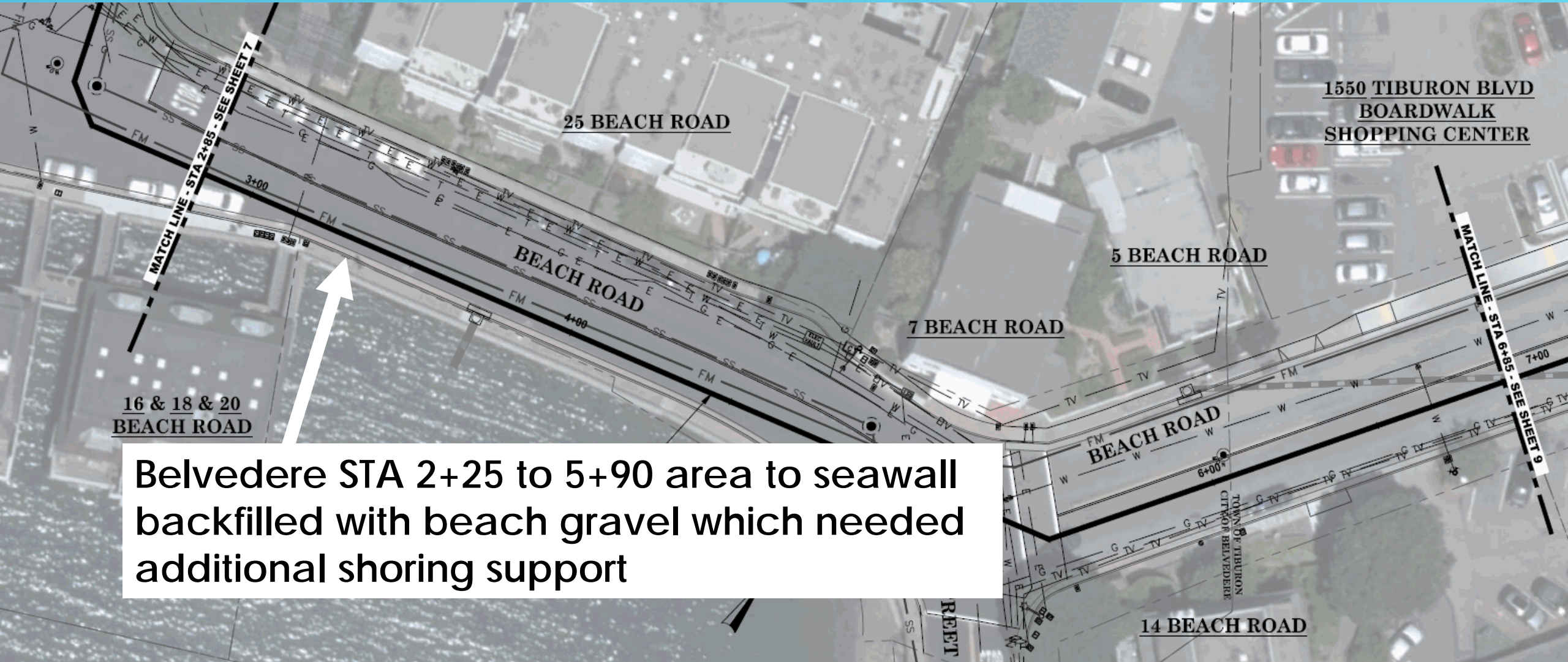
41 & 43 & 45
BEACH ROAD

COVE ROAD
PUMP STATION

FORCEMAIN SEE FLOWMETER
INSTALLATION PLAN SHEET 15.

2+85 - SEE SHEET 8





1550 TIBURON BLVD
BOARDWALK
SHOPPING CENTER

25 BEACH ROAD

5 BEACH ROAD

7 BEACH ROAD

16 & 18 & 20
BEACH ROAD

14 BEACH ROAD


MATCH LINE - STA 2+85 - SEE SHEET 7

MATCH LINE - STA 6+85 - SEE SHEET 9

Belvedere STA 2+25 to 5+90 area to seawall backfilled with beach gravel which needed additional shoring support



- Groundwater exceeded expectations and took an hour or more to pump down every morning prior to excavation



Change Order No. 1 (pothole unknown force main location - could not find force main)		\$18,456.74
Change Order No. 2 (STA 0+00 to 2+00)		\$171,037.48
Offsets and/or adjustments		(\$111,000.00)
Bid Item 2 - 200 ft @ \$322	(\$64,000.00)	
Bid Item 6 - \$1,000 ea	(\$2,000.00)	
Ground conditions, deeper water main crossing - Add. Alt. - CDF	(\$45,000.00)	
	Adjusted Total:	\$60,037.48
Other Bid Item Adjustments		
Sewage Bypass Adjustment		(\$12,485.00)



- Pothole locating of existing Asbestos Cement Force Main was difficult but Force Main was not damaged



COVE ROAD PUMP STATION

- Within first 225 feet of Force Main construction Contractor encountered unknown obstructions, utility crossing conflicts and unstable ground conditions



- Placement of steel plates to prevent sloughing of trench wall sides and prevent undermining of asbestos sewer force main

Project: Cove Road Sewer Rehab**Change Order No.** REVISED 01**Date:** October 5, 2020**Owner:** Sanitary District No. 5**Phone:**(415) 435-1501**Contractor:** Maggiora & Ghilotti, Inc.**Phone:**(415) 435-4960

The following change is hereby made to the contract:

Description of Change:

Agreed upon time and material pothole work due to changed ground conditions, additional utilities and unknown force main alignment.

Reason for Change:

The existing Cove Rd Pump Station Force Main was difficult to locate on Cove Rd. This created additional potholes, in difficult conditions. In addition, unmarked utilities and caving ground conditions were encountered.

Pricing Data: \$18,456.74 (see attached Daily Extra Work Reports #1.0 thru #9.0)

Requested by: District

Contract Time: The Change Order added four (4) days to the contract time.

The Owner and the Contractor hereby agree that this change order constitutes full and mutual accord and satisfaction for all time, all costs, and all impacts related to this revision. In accepting this change order, the Contractor agrees that it represents a full and equitable adjustment to the Contract, and further agrees to waive all rights to file claim with respect to any difficulties arising from, or as a result of, this change.

Original Contract: \$1,971,971.00

Previous Additions: 0.00

Previous Deductions: 0.00

This Change Order: \$ 18,456.74

Contract to Date: \$1,990,427.74

APPROVED:



Engineer

Owner_____
Contractor

SANITARY DISTRICT NO. 5
COVE ROAD SEWER REHABILITATION
Change Order Table

NUTE CO #	M&G Report #	Location	Perform Date	Description	Cost
1	1.0	Belvedere	06/29/20	Re-Explore Pothole on Beach Rd at Station	\$840.41
1	2.0	Belvedere	07/09/20	Continued Locating FM on Cove Rd	\$4,026.74
1	3.0	Belvedere	07/14/20	Pothole Power and MH to Find Acceptable Alignment for New SSFM	\$688.89
1	4.0	Belvedere	07/15/20	Pothole on cove Rd to Find Suitable Alignment for SSFM	\$993.93
1	5.0	Belvedere	07/20/20	Break Buried Concrete on Beach Rd	\$1,739.39
1	6.0	Belvedere	07/22/20	Locate Existing SSFM to Find Alignment	\$993.93
1	7.0	Belvedere	07/23/20	CDF Backfill of Water Main on Cove Rd	\$3,975.73
1	8.0	Belvedere	07/24/20	Finish Pothole Work on Water Main Encased in CDF on Cove Rd	\$1,055.13
1	9.0	Belvedere	07/08/20	Pothole Existing Force Main Near Cove Rd	\$4,142.59
TOTAL CO#1					\$18,456.74

Project: Cove Road Sewer Rehab**Change Order No.** 02**Date:** October 7, 2020**Owner:** Sanitary District No. 5**Phone:** (415) 435-1501**Contractor:** Maggiora & Ghilotti, Inc.**Phone:** (415) 435-4960

The following change is hereby made to the contract:

Description of Change:

Time and Material construction of the new force main on Cove Road (approximately Sta 0+00 to Sta 2+00), including force main traffic control, sawcutting, trenching excavation, pipe placement and backfill work. This work is being done on a Time and Materials basis in lieu of contract bid item 2 (Install New 16 inch OD Force Main), and contract bid item 6 (Install 5 Segment Bends) for this distance of the pipeline (and inclusive of all 5 segment bends within this distance).

Reason for Change:

The District approved Time and Material construction of new force main from Sta 0+00 to Sta 2+25 because of issues discovered during the potholing on Cove Road; additional utilities marked by utility companies, existing asphalt pavement thickness greater than expected, discovery of drain rock backfill and concerns of pumping additional ground water from the trench..

Pricing Data: \$171,037.48 (see attached Daily Extra Work Reports 10.0 thru 26.0, 32.0)

Requested by: District

Contract Time: No Change

The Owner and the Contractor hereby agree that this change order constitutes full and mutual accord and satisfaction for all time, all costs, and all impacts related to this revision. In accepting this change order, the Contractor agrees that it represents a full and equitable adjustment to the Contract, and further agrees to waive all rights to file claim with respect to any difficulties arising from, or as a result of, this change.

Original Contract: \$1,971,971.00

Previous Additions: \$ 18,456.74

Previous Deductions: 0.00

This Change Order: \$ 171,037.48

Contract to Date: \$ 2,161,465.22

APPROVED:



 Engineer



 Owner



 Contractor

SANITARY DISTRICT NO. 5
COVE ROAD SEWER REHABILITATION
Change Order Table

NUTE CO #	M&G Report #	Location	Perform Date	Description	Cost
2	10.0	Belvedere	08/04/20	Sawcutting Cove to Beach	\$3,822.03
2	11.0	Belvedere	08/10/20	Flowmeter CDF and sheet pile, retrench for deeper water main Sta 0+-00	\$6,053.56
2	12.0	Belvedere	08/11/20	Cut and remove sheet pile and CDF Sta 0+-00	\$6,478.29
2	13.0	Belvedere	08/12/20	Dig across Cove Rd utilities leaving Pump Station	\$5,964.66
2	14.0	Belvedere	08/13/20	Excavation and shoring on Cove Rd	\$14,791.24
2	15.0	Belvedere	08/14/20	15 inch gravity sewer main repair (missing coupling costs)	\$8,777.55
2	16.0	Belvedere	08/17/20	Dewater excavation, remove shores and excavate pump station Sta 0+-00	\$6,049.33
2	17.0	Belvedere	08/18/20	Make grade, fuse install and backfill	\$9,596.26
2	18.0	Belvedere	08/19/20	Excavation and shoring for SSFM on Cove Rd toward Beach	\$8,610.04
2	19.0	Belvedere	08/20/20	Continued excavation and shoring on Cove Rd toward Beach	\$8,784.42
2	20.0	Belvedere	08/21/20	Dig shore and make rock grade on Cove Road	\$7,450.64
2	21.0	Belvedere	08/24/20	Excavate, loose fill, pea gravel and drain rock	\$9,348.49
2	22.0	Belvedere	08/25/20	Finish excavation and install 185 LF of 16 inch HDPE	\$9,458.33
2	23.0	Belvedere	08/26/20	Refire elctro fuse coupling, CDF placement	\$13,959.69
2	24.0	Belvedere	08/27/20	Repair duct bay, place CDF, HDPE transistion parts at flowmeter	\$17,378.01
2	25.0	Belvedere	08/28/20	Place CDF, demo and remove AC and concrete, shoring costs	\$15,759.74
2	26.0	Belvedere	08/31/20	Dig and shore for angle piece, place 27 YD CDF	\$16,270.36
2	32.0	Belvedere	07/21/20	Potholing	\$2,484.84
TOTAL CO#1					\$171,037.48

DAILY EXTRA WORK REPORT

SANITARY DISTRICT #5	Change Order 001
Contractor Job: 7716 - COVE RD FORCE MAIN REPLACEMENT	Billing Number 32.0
Work Performed By: Maggiora and Ghilotti, Inc.	Report Date 9/14/2020
Description of Work: POTHOLE	Perform Date 7/21/2020

Labor Charges								
Craft/Level	Employee Name	RT Hrs	OT Hrs	Subs Units	RT Rate	OT Rate	Subs Rate	Extended
L01 LBR G3	A Dagler	5.00			72.820			364.100
L02 LBR G3	J Anguiano	5.00			60.360			301.800
L03 LBR G3	A Snell	5.00			60.860			304.300

Labor Charges		
RT Labor		970.20
SC	10.00%	97.02
OT Labor		0.00

Equipment Charges											
Equipment ID	Class	Make	Model	A1	A2	RT Hrs	OT Hrs	RT Rate	OT Rate	Delay Factor	Extended
E01	PT60	TRUCK	T&TT		06-12	5.00		31.000			155.000
E02	FT51	VACJT	VACM		V-N-D-3	5.00		95.890			479.450
E03	DT45	TRUON	TRUN		2AXL	5.00		54.690			273.450

Subtotal Labor	1,067.22
Subsistence	0.00
Other Expenses	0.00
MU	35.00%
	<u>373.53</u>
Labor Total	1,440.75

Equipment Charges		
Subtotal		907.90
MU	15.00%	<u>136.19</u>
Equipment Total		1,044.09

Material Charges	

Activity Total	2,484.84
Work Total	2,484.84
Bill Subtotal	2,484.84

<p style="text-align: center;">For Owner/Resident Engineer's Use Only</p> <p> <input type="checkbox"/> New Bill <input type="checkbox"/> Approved for Payment Date of Action: _____ <input type="checkbox"/> Resubmittal <input type="checkbox"/> Returned for Correction Date Received: _____ </p>	<p>Accepted:</p> <p>Customer: _____ Date: _____</p> <p>Contractor: _____ Date: _____</p>	<p>Bill Total + 2,484.84</p>
---	--	-------------------------------------


DAILY REPORT : 006589

MAGGIORA & GHILOTTI, INC.

DAY: Tuesday

DATE: 7/21/20

FOREMAN: Dagler



FORCE ACCOUNT : YES NO

Owners (Representative) Signature

x

M&G Representative Signature

x

EMPLOYEE	TOTALS		JOB # 7710		JOB # 7710		JOB # 7695		JOB #		START	LUNCH BREAK		FINIS
	ST	OT	ST	OT	ST	OT	ST	OT	ST	OT		IN	OUT	
1. NAME: Dagler	8		3		5						7	12	12:30	3:30
2. NAME: Angelino	8		3		5						7	12	12:30	3:30
3. NAME: Snell	8	1	3		5			1.0			6	12	12:30	3:30
4.														
5.														
6.														
7.														
8.														
9.														
10.														
11.														
12.														
13.														
14.														
15.														
16.														
17.														
18.														

M&G EQUIPMENT ID#		ST	OT	ST	OT	ST	OT
1.	Pt-60	8		3		5	
2.	Pt-51	8		3		5	
3.	Pt-45	8		3		5	
4.							
5.							
6.							
7.							
8.							
9.							
10.							
11.							
12.							
13.							
14.							
15.							
16.							
17.							
18.							

Meetings

Tailgate Yes No

J.H.A. Yes No

Onsite: Yes No

Notes: _____

Traffic

On Street Yes No

Control Yes No

Flagging Yes No

TCP Yes No

In Compliance Yes No

Type (Check all that apply)

Lane Shift

Lane Closure

Single Lane Alternating

Road Closed

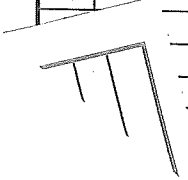
Other (Describe)

RENTED EQUIPMENT	
1.	
2.	
3.	
4.	

MATERIALS	
1.	WCBS 30532683 ✓
2.	
3.	


Force Account Notes / Comments

Pothole work to locate existing SSFM on beach Rd



DAILY EXTRA WORK REPORT

SANITARY DISTRICT #5 Contractor Job: 7716 - COVE RD FORCE MAIN REPLACEMENT Work Performed By: Maggiora and Ghilotti, Inc. Description of Work: SAW CUTTING ON COVE RD AND BEACH RD							Change Order 001 Billing Number 10.0 Report Date 8/21/2020 Perform Date 8/04/2020						
Labor Charges							Labor Charges						
Craft/Level	Employee Name	RT Hrs	OT Hrs	Subs Units	RT Rate	OT Rate	Subs Rate	Extended	RT Labor	799.08			
L01	LBR G3	A Dagler	6.00		72.820			436.920	SC 10.00%	79.91			
L02	LBR G3	J Anguiano	6.00		60.360			362.160	OT Labor	0.00			
Equipment Charges									Subtotal Labor	878.99			
Equipment ID	Class	Make	Model	A1	A2	RT Hrs	OT Hrs	RT Rate	OT Rate	Delay Factor	Extended	Subsistence	0.00
E01	PT60	TRUCK	T&TT	06-12		6.00		31.000			186.000	Other Expenses	0.00
E02	DT45	TRUON	TRUN	2AXL		6.00		54.690			328.140	MU 35.00%	<u>307.65</u>
Material/Specialist Work/Lump Sum or Unit Price Payment									Labor Total	1,186.64			
Number	Date	Vendor Name and Description				Units	Unit Price	Extended					
M01	30781	8/04/2020	BAYLINE CUTTING & CORING / FLAT SAWING				1.000 LS	1,777.50000	1,777.50				
									Equipment Charges				
									Subtotal	514.14			
									MU 15.00%	<u>77.12</u>			
									Equipment Total	591.26			
									Material Charges				
									Subtotal	1,777.50			
									MU 15.00%	<u>266.63</u>			
									Material Total	2,044.13			
									Activity Total	3,822.03			
									Work Total	3,822.03			
									Bill Subtotal	3,822.03			
For Owner/Resident Engineer's Use Only							Accepted:						
<input type="checkbox"/> New Bill	<input type="checkbox"/> Approved for Payment	Date of Action:		Customer:		Date:							
<input type="checkbox"/> Resubmittal	<input type="checkbox"/> Returned for Correction	Date Received:		Contractor:		Date:		Bill Total +	3,822.03				



Bay Line Cutting & Coring Inc.

501 Cesar Chavez St. Ste. 101B
 San Francisco, CA 94124
 Phone: (415) 508-1800
 Fax: (415) 508-1811

Invoice

Invoice Number	30781
Invoice Date	8/4/2020

Bill To: Maggiora & Ghilotti, Inc.
 Attn: Accounts Payable
 555 Du Bois Street
 San Rafael, CA 94901



Re: 7716 - Belvedere
 Sanitary District #5
 Cove Road - Sewer Force Main
 Belvedere, CA 94920

Job No	Customer Job No	Customer PO	Payment Terms	Due Date
M&G148	7716	7716-E	Net 30 Days	9/3/2020
Description	U/M	Quantity	Rate/Unit	Price
Billed for flat sawing 12" asphalt	HR	8.00	210.00	1,680.00
Billed for construction specialist's travel time	HR	1.50	65.00	97.50
Saw cut scattered sections of asphalt	LF	752.00	0.00	0.00
Saw cut scattered sections of concrete	LF	10.00	0.00	0.00

Subtotal	\$	1,777.50
Sales Tax (if applicable)	\$	0.00
Total Due	\$	1,777.50

Thank you for your business!

DAILY EXTRA WORK REPORT

SANITARY DISTRICT #5	Change Order 001
Contractor Job: 7716 - COVE RD FORCE MAIN REPLACEMENT	Billing Number 11.0
Work Performed By: Maggiora and Ghilotti, Inc.	Report Date 8/21/2020
Description of Work: FLOW METER CDF AND SHEET PILE	Perform Date 8/10/2020

Labor Charges										Labor Charges	
Craft/Level	Employee Name	RT Hrs	OT Hrs	Subs Units	RT Rate	OT Rate	Subs Rate	Extended			
L01	LBR G3	A Dagler	6.00		72.820			436.920	RT Labor		2,719.60
L02	OE G2	S Hubert	6.00		76.870			461.220	SC 10.00%		271.96
L03	LBR G3	E Aaron	6.00		61.350			368.100	OT Labor		0.00
L04	LBR G3	J Anguiano	6.00		60.360			362.160	Subtotal Labor		2,991.56
L05	TMS G3	J Holcomb	6.00		64.640			387.840	Subsistence		0.00
L06	TMS G3	D Sanford	5.00		64.640			323.200	Other Expenses		0.00
L07	LBR G3	J Otten	6.00		63.360			380.160	MU 35.00%		1,047.05
										Labor Total	4,038.61

Equipment Charges												Equipment Charges	
Equipment ID	Class	Make	Model	A1	A2	RT Hrs	OT Hrs	RT Rate	OT Rate	Delay Factor	Extended		
E01	PT60	TRUCK T&TT	06-12			6.00		31.000			186.000	Subtotal	1,752.13
E02	FT53	TRUCK T&TT	20-28			6.00		42.490			254.940	MU 15.00%	262.82
E03	DT35	TRUON TRUN	4AXL			5.00		80.630			403.150	Equipment Total	2,014.95
E04	DT42	TRUON TRUN	3AXL			6.00		71.550			429.300	Material Charges	
E05	EX42	HCECL CAT	3055EC			4.00		36.570			146.280		
E06	EX47	HCECL CAT	315F			6.00		55.410			332.460		

	Activity Total	6,053.56
	Work Total	6,053.56
	Bill Subtotal	6,053.56

<p style="text-align: center;">For Owner/Resident Engineer's Use Only</p> <p> <input type="checkbox"/> New Bill <input type="checkbox"/> Approved for Payment Date of Action: _____ <input type="checkbox"/> Resubmittal <input type="checkbox"/> Returned for Correction Date Received: _____ </p>	<p>Accepted:</p> <p>Customer: _____ Date: _____</p> <p>Contractor: _____ Date: _____</p>	<p>Bill Total + 6,053.56</p>
---	--	-------------------------------------

DAILY REPORT : 006851
 MAGGIORA & GHILOTTI, INC.
 DAY: Monday
 DATE: 8-10-20
 FOREMAN: Dagler



FORCE ACCOUNT : YES NO
 Owners (Representative) Signature _____
 X
 M&G Representative Signature _____
 X

EMPLOYEE	TOTALS		JOB #		JOB #		JOB #		JOB #		START		LUNCH BREAK		FINISH	
	ST	OT	ST	OT	ST	OT	ST	OT	ST	OT	IN	OUT	IN	OUT		
NAME																
1. Dagler	8	.5	2	.5	6						7:30	12	12:30	4:30		
2. Hubert	8		2		6						8	12	12:30	4:30		
3. Agren	8	1	2	1	6						7	10	12:30	4:30		
4. Anguano	8	.5	2	.5	6						7:30	12	12:30	4:30		
5. Holcamp	8		2		6						8	12	12:30	4:30		
6. Sanford	7		2		5						8	12	12:30	4		
7. Otten	8	1	2		6						7	12	12:30	4:30		
8.																
9.																
10.																
11.																
12.																
13.																
14.																
15.																
16.																
17.																
18.																

M&G EQUIPMENT ID#				
1.	PT-60	8	2	6
2.	EL-53	8	2	6
3.	EX-47	8	2	6
4.	PT-35	7	2	5
5.	PT-42	8	2	6
6.	EX-42	4		4
7.				
8.				
9.				
10.				
11.				
12.				
13.				
14.				
15.				
16.				
17.				
18.				

Meetings
 Tailgate Yes No
 J.H.A. Yes No
 Onsite: Yes No
 Notes: _____

Traffic
 On Street Yes No
 Control Yes No
 Flagging Yes No
 TCP Yes No
 In Compliance Yes No
 Type (Check all that apply)
 Lane Shift
 Lane Closure
 Single Lane Alternating
 Road Closed
 Other (Describe)

RENTED EQUIPMENT			
1.			
2.			
3.			
4.			

Force Account Notes / Comment:
 Extra time to deal with flow meter CDF and sheet pyle

MATERIALS			
1.	Petra 2235434	✓	
2.			
3.			
4.			
5.			
6.			
7.			
8.			

DAILY EXTRA WORK REPORT

SANITARY DISTRICT #5		Change Order	001
Contractor Job: 7716 - COVE RD FORCE MAIN REPLACEMENT		Billing Number	12.0
Work Performed By: Maggiora and Ghilotti, Inc.		Report Date	8/24/2020
Description of Work: CUT AND REMOVE SHEET PILE UP TO 7' OF CDF		Perform Date	8/11/2020

Labor Charges										Labor Charges	
Craft/Level	Employee Name	RT Hrs	OT Hrs	Subs Units	RT Rate	OT Rate	Subs Rate	Extended			
L01	LBR G3	A Dagler	7.00		72.820			509.740	RT Labor		2,181.39
L02	LBR G3	J Anguiano	7.00		60.360			422.520	SC 10.00%		218.14
L03	OE G2	S Hubert	7.00		76.870			538.090	OT Labor		0.00
L04	TMS G3	J Holcomb	7.00		64.640			452.480	Subtotal Labor		2,399.53
L05	TMS G3	D Sanford	4.00		64.640			258.560	Subsistence		0.00

Equipment Charges											
Equipment ID	Class	Make	Model	A1	A2	RT Hrs	OT Hrs	RT Rate	OT Rate	Delay Factor	Extended
E01	PT60	TRUCK T&TT	06-12			7.00		31.000			217.000
E02	FT53	TRUCK T&TT	20-28			7.00		42.490			297.430
E03	DT42	TRUON TRUN	3AXL			7.00		71.550			500.850
E04	DT35	TRUON TRUN	4AXL			4.00		80.630			322.520
E05	DT42	TRUON TRUN	3AXL			7.00		71.550			500.850
E06	EX35	HCECL CAT	308DCRT			7.00		45.280			316.960
E07	WELD	WELD AWM	250-500			7.00		11.850			82.950
E08	GEN-5	ELGEN GEN	025-050			7.00		14.860			104.020
E09	EX47	HCECL CAT	315F			7.00		55.410			387.870

Material/Specialist Work/Lump Sum or Unit Price Payment												
Number	Date	Vendor Name and Description							Units	Unit Price	Extended	
M01	1638363	8/11/2020	Marin Resource Recovery / DUMP FEE							1.000 LS	86.00000	86.00

Material Charges											
										Subtotal	
										86.00	
										MU 15.00%	<u>12.90</u>
										Material Total	98.90

										Activity Total	6,478.29
										Work Total	6,478.29
										Bill Subtotal	6,478.29

For Owner/Resident Engineer's Use Only					Accepted:			
<input type="checkbox"/> New Bill	<input type="checkbox"/> Approved for Payment	Date of Action:	<input type="checkbox"/> Resubmittal		<input type="checkbox"/> Returned for Correction	Date Received:		
					Customer:	Date:		
					Contractor:	Date:		
							Bill Total +	6,478.29

WEIGHMASTER CERTIFICATE

THIS IS TO CERTIFY that the following described commodity was weighed, measured, or counted by a weighmaster whose signature is on this certificate, who is a recognized authority of accuracy, as prescribed by Chapter 7 (commencing with Section 12700) of Division 5 of the California Business and Professions Code, administered by the Division of Measurement Standards of the California Department of Food and Agriculture.


Operator: MENELSONS

Ticket#: 1638363

Operator: MENELSONS

Vehicle ID: MAB/GHILOTTI

Trailer/Box ID:

Driver: 

Origin: MATB TIBURON

Date: 8/11/20

In: 7:07 AM

Out: 7:07 AM

Cust#: 02-0000342

MABIGIORA & GHILOTTI INC

555 DU BOIS ST

SAN RAFAEL CA 94901

Comment: JOE 7716-X

Material: MINIMUM 1.00

Gross Wgt: 20700 LB A

Tare Wgt: 14050 LB B

Net Wgt: 6650 LB

Total: 26.00

RECEIVED

Driver Signature _____ Weighmaster Signature _____

Weight Codes: M=Manual, T=Stored Tare, A/B = Scale

DAILY EXTRA WORK REPORT

SANITARY DISTRICT #5		Change Order	001
Contractor Job: 7716 - COVE RD FORCE MAIN REPLACEMENT		Billing Number	13.0
Work Performed By: Maggiora and Ghilotti, Inc.		Report Date	8/24/2020
Description of Work: DIG ACROSS COVE RD UTILITIES LEAVING PUMP STATION		Perform Date	8/12/2020

Labor Charges									Labor Charges		
Craft/Level	Employee Name	RT Hrs	OT Hrs	Subs Units	RT Rate	OT Rate	Subs Rate	Extended	RT Labor		
L01	LBR G3	A Dagler	6.00		72.820			436.920	SC	10.00%	2,590.32
L02	OE G2	S Hubert	6.00		76.870			461.220			259.03
L03	LBR G3	E Aaron	6.00		61.350			368.100	OT Labor		0.00
L04	LBR G3	J Otten	6.00		63.360			380.160	Subtotal Labor		2,849.35
L05	LBR G3	J Anguiano	6.00		60.360			362.160	Subsistence		0.00
L06	TMS G3	J Holcomb	6.00		64.640			387.840	Other Expenses		0.00
L07	TMS G3	D Sanford	3.00		64.640			193.920	MU	35.00%	997.27
									Labor Total		3,846.62

Equipment Charges											Equipment Charges		
Equipment ID	Class	Make	Model	A1	A2	RT Hrs	OT Hrs	RT Rate	OT Rate	Delay Factor	Extended	Subtotal	
E01	PT60	TRUCK T&TT	06-12			6.00		31.000			186.000	MU	15.00%
E02	FT53	TRUCK T&TT	20-28			6.00		42.490			254.940		
E03	EX47	HCECL CAT	315F			6.00		55.410			332.460	Equipment Total	
E04	EX42	HCECL CAT	3055EC			4.00		36.570			146.280		
E05	H8	HAMMRNPK	0795			4.00		17.200			68.800	Subtotal	
E06	DT42	TRUON TRUN	3AXL			6.00		71.550			429.300	MU	15.00%
E07	DT35	TRUON TRUN	4AXL			3.00		80.630			241.890		
											Material Total		

Material/Specialist Work/Lump Sum or Unit Price Payment							Material Charges	
Number	Date	Vendor Name and Description	Units	Unit Price	Extended	Subtotal		
M01	8/12/2020	Dutra / DUMP CHARGE	1.000	LS 182.10000	182.10	MU	15.00%	
							27.32	
							Material Total	209.42

	5,964.66
Activity Total	5,964.66
Work Total	5,964.66
Bill Subtotal	5,964.66

For Owner/Resident Engineer's Use Only			Accepted:		
<input type="checkbox"/> New Bill	<input type="checkbox"/> Approved for Payment	Date of Action:	Customer:	Date:	
<input type="checkbox"/> Resubmittal	<input type="checkbox"/> Returned for Correction	Date Received:	Contractor:	Date:	
					Bill Total + 5,964.66



DUTRA MATERIALS

2350 Kerner Boulevard, Suite 200 | San Rafael, CA 94901 | Tel: 415.459.7740 | Fax: 415.459.0727

INVOICE

Sold To: Maggiora & Ghilotti Inc.
555 Dubois Street
San Rafael, CA 94901



V.P.O.
NOT ON P.O.

Invoice #: 38428
Date: 08/12/20
Customer No: 49900
Customer Job: 7716
Cust Job #:

Sale Date	Ticket	Product	Loc	Units UM	Unit Price	Matl Total	Tax Rate	Tax	Total
MATERIAL: DUMP CHARGE GRINDINGS									
08/12/20	512387 ✓	881	20	12.140 TON	\$15.0000	\$182.10	CRM	\$0.00	\$182.10
Total Invoice:				12.140 TON		\$182.10		\$0.00	\$182.10

Payment Type: On Account

Location: 10=San Rafael, 20=Richmond

DIS Pay Terms 10TH, NET 30

Total: \$182.10

DAILY EXTRA WORK REPORT

SANITARY DISTRICT #5	Change Order 001
Contractor Job: 7716 - COVE RD FORCE MAIN REPLACEMENT	Billing Number 14.0
Work Performed By: Maggiora and Ghilotti, Inc.	Report Date 8/25/2020
Description of Work: EXCAVATOR & SHORING ON COVE RD	Perform Date 8/13/2020

Labor Charges										Labor Charges	
Craft/Level	Employee Name	RT Hrs	OT Hrs	Subs Units	RT Rate	OT Rate	Subs Rate	Extended			
L01	LBR G3	A Dagler	8.00		72.820			582.560	RT Labor		3,712.32
L02	OE G2	S Hubert	8.00		76.870			614.960	SC 10.00%		371.23
L03	LBR G3	E Aaron	8.00		61.350			490.800	OT Labor		0.00
L04	LBR G3	J Otten	8.00		63.360			506.880	Subtotal Labor		4,083.55
L05	LBR G3	J Anguiano	8.00		60.360			482.880	Subsistence		0.00
L06	TMS G3	J Holcomb	8.00		64.640			517.120	Other Expenses		0.00
L07	TMS G3	D Sanford	8.00		64.640			517.120	MU 35.00%		1,429.24
										Labor Total	5,512.79


Equipment Charges											Equipment Charges		
Equipment ID	Class	Make	Model	A1	A2	RT Hrs	OT Hrs	RT Rate	OT Rate	Delay Factor	Extended		
E01	PT60	TRUCK	T&TT	06-12		8.00		31.000			248.000	Subtotal	2,248.64
E02	FT53	TRUCK	T&TT	20-28		8.00		42.490			339.920	MU 15.00%	337.30
E03	EX47	HCECL	CAT	315F		8.00		55.410			443.280	Equipment Total	2,585.94
E04	DT42	TRUON	TRUN	3AXL		8.00		71.550			572.400		
E05	DT35	TRUON	TRUN	4AXL		8.00		80.630			645.040		

Material/Specialist Work/Lump Sum or Unit Price Payment							Material Charges	
Number	Date	Vendor Name and Description	Units	Unit Price	Extended			
M01	0140734-IN	8/13/2020 P&F DISTRIBUTORS / FUSION	1.000 LS	2,020.00000	2,020.00	Subtotal		5,819.57
M02	69146	8/13/2020 JIM-N-I RENTALS / SHORING	1.000 LS	1,872.72000	1,872.72	MU 15.00%		872.94
M03	69145	8/13/2020 JIM-N-I RENTALS / STEEL PLATE	1.000 LS	1,926.85000	1,926.85	Material Total		6,692.51

	Activity Total 14,791.24
	Work Total 14,791.24
	Bill Subtotal 14,791.24

<p style="text-align: center;">For Owner/Resident Engineer's Use Only</p> <p> <input type="checkbox"/> New Bill <input type="checkbox"/> Approved for Payment Date of Action: _____ <input type="checkbox"/> Resubmittal <input type="checkbox"/> Returned for Correction Date Received: _____ </p>	<p>Accepted:</p> <p>Customer: _____ Date: _____</p> <p>Contractor: _____ Date: _____</p>	<p>Bill Total + 14,791.24</p>
---	--	--------------------------------------

CW072

DAILY REPORT : 006854 MAGGIORA & GHILOTTI, INC. DAY: Thursday DATE: 8-13-20 FOREMAN: [Signature]																FORCE ACCOUNT : YES <input checked="" type="radio"/> NO <input type="radio"/> Owners (Representative) Signature _____ M&G Representative Signature _____			
EMPLOYEE	TOTALS		JOB #		JOB #		JOB #		JOB #		START	LUNCH BREAK		FINISH					
	ST	OT	ST	OT	ST	OT	ST	OT	ST	OT	IN	OUT	IN	OUT					
1. Dogler	8		8								8	12	12:30	4:30					
2. Hubert	8		8								8	12	12:30	4:30					
3. Agren	8		8								8	12	12:30	4:30					
4. Otten	8		8								8	12	12:30	4:30					
5. Anguiano	8		8								8	12	12:30	4:30					
6. Helman	8		8								8	12	12:30	4:30					
7. Sanford	8		8								8	12	12:30	4:30					
8.																			
9.																			
10.																			
11.																			
12.																			
13.																			
14.																			
15.																			
16.																			
17.																			
18.																			

M&G EQUIPMENT ID#				Meetings			
1.	Pt-60	8	8	Tailgate	Yes	<input type="radio"/>	No <input type="radio"/>
2.	Ft-53	8	8	J.H.A.	Yes	<input type="radio"/>	No <input type="radio"/>
3.	Ex-47	8	8	Onsite:	Yes	<input checked="" type="radio"/>	No <input type="radio"/>
4.	Dt-42	8	8	Notes:	_____		
5.	Dt-35	8	8				
6.							
7.							
8.							
9.							
10.							
11.							
12.							
13.							
14.							
15.							
16.							
17.							
18.							

RENTED EQUIPMENT				Traffic			
1.	Pt-178283		✓	On Street	Yes	<input checked="" type="radio"/>	No <input type="radio"/>
2.	Jim-n-i 69145 69146		✓	Control	Yes	<input checked="" type="radio"/>	No <input type="radio"/>
3.				Flagging	Yes	<input type="radio"/>	No <input checked="" type="radio"/>
4.				TCP	Yes	<input checked="" type="radio"/>	No <input type="radio"/>
				In Compliance	Yes	<input checked="" type="radio"/>	No <input type="radio"/>
				Type (Check all that apply)			
				Lane Shift	<input type="radio"/>		
				Lane Closure	<input type="radio"/>		
				Single Lane Alternating	<input type="radio"/>		
				Road Closed	<input checked="" type="radio"/>		
				Other (Describe)	<input type="radio"/>		

MATERIALS				Force Account Notes / Comments			
1.				EXCAVATION (4) Shoring on Cure Rd Per SSFM			
2.							
3.							
4.							
5.							
6.							
7.							
8.							

P & F**DISTRIBUTORS**"HDPE PIPE
IS OUR BUSINESS"

511 Tunnel Avenue, Brisbane, California 94005 415-467-4630 Fax 415-467-1010

PFDistributors.com

Page: 1

INVOICE

INVOICE NUMBER: 0140734-IN
 INVOICE DATE: 8/21/2020
 ORDER NUMBER: 0178283
 ORDER DATE: 7/6/2020
 SALESPERSON: 11CE
 TAX SCHEDULE: CA MARIN
 SELLER ID: 76-0832439

SOLD TO: MAG0946
 Maggiora & Ghilotti, Inc.
 555 Dubois Street
 San Rafael, CA 94901
 cevans@maggiora-ghilotti.com



SHIP TO:
 Maggiora & Ghilotti, Inc.
 Adam 415-308-4958
 Cove Road & Beach Road
 Tiburon, CA 94920

CONFIRM TO: John Moser 415-459-8640

CUSTOMER P.O.	TERMS	SHIP DATE	SHIP VIA	F.O.B.				
7716-B	Net 30 Days	8/11/2020	PF-TRUCK FI	Brisbane, CA				
ITEM NUMBER	DESCRIPTION	WHSE	UOM	ORDER	SHIP	B/O	PRICE	AMOUNT
/SF-TECH	Technician / Training on Site Daniel Desmond		DAY	1	1	0	1,120.00	1,120.00
/CERTSF	Fusion Certification @ \$100.00 per person Training in Butt Fusion and ElectroFusion Procedures for Polyethylene Pipe Sizes 18" & Smaller Names: 1) Adam J. Dagler 2) Timothy L. Gulley 3) Dallas S. Leighton 4) Robert K. Kaehler 5) Jeremiah J. Otten 6) Andrew T. Snell 7) Jesus Anguiano 8) Eric S. Aaron 9) Salvatore E. Bordessa							900.00
/SF-BFE18D	Fusion Machine 618 Rental w/ 16" Inserts, (4) Pipe Stands, Speed Wrench & Lifting Bar S/N: C16381 Received: 8/11/2020 PM		DAY	1	0	1	400.00	0.00
/SF-DATLG-D	Data Logger Rental S/N: MDL5-0144 Received: 8/13/2020 AM Rental will be billed upon return or monthly.		DAY	1	0	1	250.00	0.00

20144

Effective 7/1/2013 Paper Invoice Mailing Fee \$3.00. Email or Fax - No Charge.

Marin 8.25%

ALL RETURNS ARE SUBJECT TO A MINIMUM 35% RE-STOCKING FEE.

Finance charge of 18% per year 1.5% per month on invoices 30 days past due.

Net Invoice: 2,020.00
Less Discount: 0.00
Sales Tax: 0.00
Freight: 0.00
Invoice Total: 2,020.00



PO Box 4740
 Santa Rosa, CA 95402
 www.jimnirentals.com
 707-569-1600 Phone
 707-569-1700 Phone

Status: Closed

Invoice #: 69146
 Invoice Date: Mon 8/31/2020
 Date Out: Thu 8/13/2020 10:30AM

Operator: Noa
 Terms: Net 30

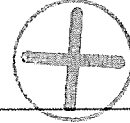
Customer #: 149

MAGGIORA & GHILOTTI INC

415-459-8640 Phone
 415-459-4884 Fax

555 DUBOIS STREET
 SAN RAFAEL, CA 94901

Job Descr: BELVEDERE, BEACH & COVE



Ordered By: ADAM 415 308-4958

Salesman: Matt Randall 707-495-8525 mrandall@jimnirentals.com

Qty	Key	Items	Ser#	Status	Returned Date	Price
14	PS62846	P SHORE 6' 28-46 GREEN 1week \$51.00 4weeks \$153.00		Returned	Tue 8/25/2020 4:00PM	\$1,428.00
1	PS62846	P SHORE 6' 28-46 GREEN 1week \$51.00 4weeks \$153.00		Returned	Tue 8/25/2020 4:00PM	\$102.00
1	JMARIN	DELIVERY MARIN CO		Sold		\$100.00
1	JMARINP	PICKUP MARIN CO		Pulled		\$100.00

Rental Contract

Rental:	\$1,530.00
Delivery Charge:	\$200.00
Subtotal:	\$1,730.00
Marin 8.25%:	\$142.72
Total:	\$1,872.72
Paid:	\$0.00
Amount Due:	\$1,872.72



PO Box 4740
 Santa Rosa, CA 95402
 www.jimnirentals.com
 707-569-1600 Phone
 707-569-1700 Phone

Status: Continued

Invoice #: 69145
 Invoice Date: Thu 9/10/2020
 Date Out: Thu 8/13/2020 10:30AM

Operator: Noa
 Terms: Net 30

Customer #: 149

MAGGIORA & GHILOTTI INC

415-459-8640 Phone
 415-459-4884 Fax

555 DUBOIS STREET
 SAN RAFAEL, CA 94901

Job Descr: BELVEDERE, BEACH & COVE

Ordered By: ADAM 415 308-4958

Salesman: Matt Randall 707-495-8525 mrandall@jimnirentals.com

Qty	Key	Items	Ser#	Status	Billed To	Price
1	STEPLA6101#0881	STEEL PLATE,6'X10'X1" 168Hrs \$28.00 1week \$28.00 4weeks \$112.00	E881	Billed To	Thu 9/10/2020 10:30AM	\$112.00
1	STEPLA6101#0359	STEEL PLATE,6'X10'X1" 168Hrs \$28.00 1week \$28.00 4weeks \$112.00	E359	Billed To	Thu 9/10/2020 10:30AM	\$112.00
1	STEPLA6101#0320	STEEL PLATE,6'X10'X1" 168Hrs \$28.00 1week \$28.00 4weeks \$112.00	E320	Billed To	Thu 9/10/2020 10:30AM	\$112.00
1	STEPLA6101#0421	STEEL PLATE,6'X10'X1" 168Hrs \$28.00 1week \$28.00 4weeks \$112.00	E421	Billed To	Thu 9/10/2020 10:30AM	\$112.00
1	STEPLA6101#0709	STEEL PLATE,6'X10'X1" 168Hrs \$28.00 1week \$28.00 4weeks \$112.00	E709	Billed To	Thu 9/10/2020 10:30AM	\$112.00
1	STEPLA6101#0590	STEEL PLATE,6'X10'X1" 168Hrs \$28.00 1week \$28.00 4weeks \$112.00	E590	Billed To	Thu 9/10/2020 10:30AM	\$112.00
1	STEPLA6101#0854	STEEL PLATE,6'X10'X1" 168Hrs \$28.00 1week \$28.00 4weeks \$112.00	E854	Billed To	Thu 9/10/2020 10:30AM	\$112.00
1	STEPLA6101#0182	STEEL PLATE,6'X10'X1" 168Hrs \$28.00 1week \$28.00 4weeks \$112.00	E182	Billed To	Thu 9/10/2020 10:30AM	\$112.00
1	STEPLA6101#0553	STEEL PLATE,6'X10'X1" 168Hrs \$28.00 1week \$28.00 4weeks \$112.00	E553	Billed To	Thu 9/10/2020 10:30AM	\$112.00
1	STEPLA6101#0156	STEEL PLATE,6'X10'X1" 168Hrs \$28.00 1week \$28.00 4weeks \$112.00	E156	Billed To	Thu 9/10/2020 10:30AM	\$112.00
1	STEPLA6101#0499	STEEL PLATE,6'X10'X1" 168Hrs \$28.00 1week \$28.00 4weeks \$112.00	E499	Billed To	Thu 9/10/2020 10:30AM	\$112.00
1	STEPLA6101#0044	STEEL PLATE,6'X10'X1" W/10' HOLE 168Hrs \$28.00 1week \$28.00 4weeks \$112.00	E044	Billed To	Thu 9/10/2020 10:30AM	\$112.00
1	STEPLA6101#0700	STEEL PLATE,6'X10'X1" 168Hrs \$28.00 1week \$28.00 4weeks \$112.00	E700	Billed To	Thu 9/10/2020 10:30AM	\$112.00
1	STEPLA6101#0266	STEEL PLATE,6'X10'X1" 168Hrs \$28.00 1week \$28.00 4weeks \$112.00	E266	Billed To	Thu 9/10/2020 10:30AM	\$112.00
1	STEPLA6101#0038	STEEL PLATE,6'X10'X1" 168Hrs \$28.00 1week \$28.00 4weeks \$112.00	E038	Billed To	Thu 9/10/2020 10:30AM	\$112.00
1	JMARIN	DELIVERY MARIN CO		Sold		\$100.00

NON-SKID PLATES

Rental Contract

Rental:	\$1,680.00
Delivery Charge:	\$100.00
Subtotal:	\$1,780.00
Marin 8.25%:	\$146.85
Total:	\$1,926.85
Paid:	\$0.00
Amount Due:	\$1,926.85

DAILY EXTRA WORK REPORT

SANITARY DISTRICT #5	Change Order 001
Contractor Job: 7716 - COVE RD FORCE MAIN REPLACEMENT	Billing Number 15.0
Work Performed By: Maggiora and Ghilotti, Inc.	Report Date 8/25/2020
Description of Work: 15" GRAVITY MAIN REPAIR	Perform Date 8/14/2020

Labor Charges									Labor Charges	
Craft/Level	Employee Name	RT Hrs	OT Hrs	Subs Units	RT Rate	OT Rate	Subs Rate	Extended	RT Labor	
L01 LBR G3	A Dagler	8.00			72.820			582.560	3,712.32	
L02 OE G2	S Hubert	8.00			76.870			614.960	SC 10.00%	371.23
L03 LBR G3	E Aaron	8.00			61.350			490.800	OT Labor	0.00
L04 LBR G3	J Anguiano	8.00			60.360			482.880	Subtotal Labor	4,083.55
L05 LBR G3	J Otten	8.00			63.360			506.880	Subsistence	0.00
L06 TMS G3	D Sanford	8.00			64.640			517.120	Other Expenses	0.00
L07 TMS G3	J Holcomb	8.00			64.640			517.120	MU 35.00%	1,429.24
									Labor Total	5,512.79

Equipment Charges												Equipment Charges	
Equipment ID	Class	Make	Model	A1	A2	RT Hrs	OT Hrs	RT Rate	OT Rate	Delay Factor	Extended	Subtotal	
E01 PT60	TRUCK	T&TT	06-12			8.00		31.000			248.000	2,838.92	
E02 FT53	TRUCK	T&TT	20-28			8.00		42.490			339.920	MU 15.00%	425.84
E03 EX47	HCECL	CAT	315F			8.00		55.410			443.280	Equipment Total	3,264.76
E04 L56	LDRCL	CAT	299D2			2.00		55.120			110.240	Material Charges	
E05 TT-TR	TRUON	TRUN	5AXL			8.00		90.060			720.480		
E06 L56	LDRCL	CAT	299D2			2.00		55.120			110.240		
E07 EX42	HCECL	CAT	3055EC			4.00		36.570			146.280		
E08 TT-TR	TRUON	TRUN	5AXL			8.00		90.060			720.480		

										Activity Total	8,777.55
										Work Total	8,777.55
										Bill Subtotal	8,777.55

For Owner/Resident Engineer's Use Only				Accepted:			
<input type="checkbox"/> New Bill	<input type="checkbox"/> Approved for Payment	Date of Action:		Customer:	Date:		
<input type="checkbox"/> Resubmittal	<input type="checkbox"/> Returned for Correction	Date Received:		Contractor:	Date:		
						Bill Total +	8,777.55

DAILY REPORT : 006855
 MAGGIORA & GHILOTTI, INC.
 DAY: Friday
 DATE: 8-14-20
 FOREMAN: Dagler



FORCE ACCOUNT : YES NO
 Owners (Representative) Signature _____
 M&G Representative Signature _____

EMPLOYEE NAME	TOTALS		JOB # 776-x		JOB # 4380		JOB #		JOB #		START		LUNCH BREAK		FINISH	
	ST	OT	ST	OT	ST	OT	ST	OT	ST	OT	IN	OUT	IN	OUT		
1. Dagler	8		8								8:08	12:00	12:30	4:30		
2. Hubert	8		8								8	12	12:30	4:30		
3. Agren	8		8								8	12	12:30	4:30		
4. Angerico	8		8								8	12	12:30	4:30		
5. Otton	8		8								8	12	12:30	4:30		
6. Scarpel	8	1	8			1					8	12	12:30	4:30		
7. Hulcomb	8		8								6	12	12:30	3		
8.																
9.																
10.																
11.																
12.																
13.																
14.																
15.																
16.																
17.																
18.																

M&G EQUIPMENT ID#		ST	OT	ST	OT
1. Pt-60		8		8	
2. Pt-53		8		8	
3. EX-47		8		8	
4. L-56		2		2	
5. II-29/TKA		8		8	
6. II-27/TKA		8		8	
7. L-56		2		2	
8. EX-42		4		4	
9.					
10.					
11.					
12.					
13.					
14.					
15.					
16.					
17.					
18.					

Meetings
 Tailgate Yes No
 J.H.A. Yes No
 Onsite: Yes No
 Notes: _____

Traffic
 On Street Yes No
 Control Yes No
 Flagging Yes No
 TCP Yes No
 In Compliance Yes No
 Type (Check all that apply)
 Lane Shift
 Lane Closure
 Single Lane Alternating
 Road Closed
 Other (Describe)

RENTED EQUIPMENT	
1. Jim-n-one	
2. week rental	
3.	
4.	

MATERIALS	
1.	
2.	
3.	
4.	
5.	
6.	
7.	
8.	

Force Account Notes / Comments
 Go back and dig flow meter pit and trench for new electric after receiving cut sheet we broke 15" pipe gravity main and had to repair

DAILY EXTRA WORK REPORT

SANITARY DISTRICT #5	Change Order 001
Contractor Job: 7716 - COVE RD FORCE MAIN REPLACEMENT	Billing Number 16.0
Work Performed By: Maggiora and Ghilotti, Inc.	Report Date 8/25/2020
Description of Work: DEWATER EXCAVATION, REMOVE SHORES & EXCAVATE PUMP STATION	Perform Date 8/17/2020

Labor Charges									Labor Charges		
Craft/Level	Employee Name	RT Hrs	OT Hrs	Subs Units	RT Rate	OT Rate	Subs Rate	Extended	RT Labor		
L01 LBR G3	A Dagler	6.00			72.820			436.920	2,681.46	SC	10.00%
L02 OE G2	S Hubert	8.00			76.870			614.960	268.15	OT Labor	
L03 LBR G3	J Anguiano	8.00			60.360			482.880	0.00		
L04 TMS G3	J Holcomb	8.00			64.640			517.120	2,949.61	Subtotal Labor	
L05 LBR G3	J Otten	8.00			63.360			506.880	0.00	Subsistence	
L06 LBR G3	E Aaron	2.00			61.350			122.700	0.00	Other Expenses	

Equipment Charges												Equipment Charges		
Equipment ID	Class	Make	Model	A1	A2	RT Hrs	OT Hrs	RT Rate	OT Rate	Delay Factor	Extended	Subtotal		
E01 PT60	TRUCK	T&TT	06-12			6.00		31.000			186.000	1,797.70	MU	35.00%
E02 FT52	TRUCK	T&TT	20-28			8.00		42.490			339.920	269.66		
E03 EX47	HCECL	CAT	315F			4.00		55.410			221.640	2,067.36	Equipment Total	
E04 EX42	HCECL	CAT	3055EC			6.00		36.570			219.420			
E05 L56	LDRCL	CAT	299D2			2.00		55.120			110.240			
E06 TT-TR	TRUON	TRUN	5AXL			8.00		90.060			720.480			

Material Charges												Material Charges		
											Activity Total	6,049.33		
											Work Total	6,049.33		
											Bill Subtotal	6,049.33		

For Owner/Resident Engineer's Use Only						Accepted:							
<input type="checkbox"/> New Bill	<input type="checkbox"/> Approved for Payment	Date of Action:				Customer:						Date:	
<input type="checkbox"/> Resubmittal	<input type="checkbox"/> Returned for Correction	Date Received:				Contractor:						Date:	
											Bill Total +	6,049.33	

DAILY REPORT : 006856

MAGGIORA & GHILOTTI, INC.

DAY: Monday

DATE: 8-17-20

FOREMAN: Dagler



FORCE ACCOUNT : YES NO

Owners (Representative) Signature

X

M&G Representative Signature

X

EMPLOYEE	TOTALS		JOB #		JOB #		JOB #		JOB #		START		LUNCH BREAK		FINISH	
	ST	OT	ST	OT	ST	OT	ST	OT	ST	OT	IN	OUT	IN	OUT		
1. Dagler	8	1	2	1	6						7	12	12:30	4:30		
2. Hubert	8				8						8	12	12:30	4:30		
3. Anguero	8				8						8	12	12:30	4:30		
4. Helcum b	8				8						8	12	12:30	4:30		
5. Otten	8				8						8	12	12:30	4:30		
6. Acron	8	1	6	1	2						7	12	12:30	4:30		
7.																
8.																
9.																
10.																
11.																
12.																
13.																
14.																
15.																
16.																
17.																
18.																

M&G EQUIPMENT ID#				
1.	Pt-60	8	2	6
2.	Ft-52	8		8
3.	PI-27/TRA	8		8
4.	Et-47	4		4
5.	EX-42	6		6
6.	L-56	2		2
7.				
8.				
9.				
10.				
11.				
12.				
13.				
14.				
15.				
16.				
17.				
18.				

Meetings

Tailgate Yes No

J.H.A. Yes No

Onsite: Yes No

Notes: _____

Traffic

On Street Yes No

Control Yes No

Flagging Yes No

TCP Yes No

In Compliance Yes No

Type (Check all that apply)

Lane Shift

Lane Closure

Single Lane Alternating

Road Closed

Other (Describe)

RENTED EQUIPMENT			
1.			
2.			
3.			
4.			

Force Account Notes / Comments

De water

excavation -

remove shores

and re excavate

tech pump

station

MATERIALS			
1.	P+F 0176648		✓
2.			
3.			
4.			
5.			
6.			
7.			
8.			

DAILY EXTRA WORK REPORT

SANITARY DISTRICT #5 Contractor Job: 7716 - COVE RD FORCE MAIN REPLACEMENT Work Performed By: Maggiora and Ghilotti, Inc. Description of Work: MAKE GRADE, FUSE INSTALL & BACKFILL							Change Order 001 Billing Number 17.0 Report Date 8/25/2020 Perform Date 8/18/2020						
Labor Charges							Labor Charges						
Craft/Level	Employee Name	RT Hrs	OT Hrs	Subs Units	RT Rate	OT Rate	Subs Rate	Extended	RT Labor	3,532.80			
L01 LBR G3	A Dagler	8.00			72.820			582.560	SC 10.00%	353.28			
L02 OE G2	S Hubert	8.00			76.870			614.960	OT Labor	123.20			
L03 LBR G3	J Anguiano	8.00			60.360			482.880	SC 10.00%	12.32			
L04 LBR G3	O Barrera	8.00			58.360			466.880	Subtotal Labor	4,021.60			
L05 LBR G3	J Otten	8.00	1.50		63.360	82.135		630.083	Subsistence	0.00			
L06 LBR G3	E Aaron	8.00			61.350			490.800	Other Expenses	0.00			
L07 TMS G3	J Holcomb	6.00			64.640			387.840	MU 35.00%	1,407.56			
									Labor Total	5,429.16			
Equipment Charges							Equipment Charges						
Equipment ID	Class	Make	Model	A1	A2	RT Hrs	OT Hrs	RT Rate	OT Rate	Delay Factor	Extended	Subtotal	1,606.44
E01 PT60	TRUCK	T&TT	06-12			8.00		31.000			248.000	MU 15.00%	240.97
E02 FT52	TRUCK	T&TT	20-28			8.00		42.490			339.920	Equipment Total	1,847.41
E03 EX47	HCECL	CAT	315F			4.00		55.410			221.640		
E04 EX42	HCECL	CAT	3055EC			4.00		36.570			146.280		
E05 L56	LDRCL	CAT	299D2			2.00		55.120			110.240		
E06 TT-TR	TRUON	TRUN	5AXL			6.00		90.060			540.360		
Material/Specialist Work/Lump Sum or Unit Price Payment							Material Charges				Subtotal	2,017.12	
Number	Date	Vendor Name and Description				Units	Unit Price	Extended	MU 15.00%	302.57	Material Total	2,319.69	
M01 176258	8/18/2020	SHAMROCK / COMPACT FILL				1.000 LS	2,017.12000	2,017.12					
											Activity Total	9,596.26	
											Work Total	9,596.26	
											Bill Subtotal	9,596.26	
For Owner/Resident Engineer's Use Only						Accepted:							
<input type="checkbox"/> New Bill	<input type="checkbox"/> Approved for Payment	Date of Action:				Customer:			Date:				
<input type="checkbox"/> Resubmittal	<input type="checkbox"/> Returned for Correction	Date Received:				Contractor:			Date:			Bill Total +	9,596.26



CalMat Co., dba Shamrock Materials

INVOICE

176258

REMIT TO:
 CalMat Co., File 55572, Los Angeles, CA 90074-5572
 Main Office: (707) 765-8560
 Ready Mix Dispatch: (800) 779-5777
 www.shamrockmaterials.com
 help@vmcmail.com

DATE 08-18-20
 PAGE # 1
 ORDER # 49
 CUSTOMER # 145896



MAGGIORA & GHILOTTI, INC.
 555 DU BOIS ST
 SAN RAFAEL CA 94901-3965



PROJECT # 3617
 PROJECT NAME: COVE RD FORCE MAIN REPLAC
 CUSTOMER P.O. # 7716
 JOB #: DIR# 333349
 SHIPPED TO: 11 Cove Rd

PLANT	TICKET	QUANTITY	UOM	PRODUCT	DESCRIPTION	UNIT PRICE	AMOUNT
142	190039	8.00	cy	1503	FLOWABLE COMPACT FILL-	130.60	1044.80
142	190039	8.00	/y	961	ENVIRONMENTAL LEVY/CY	2.50	20.00
142	190040	6.00	cy	1503	FLOWABLE COMPACT FILL-	130.60	783.60
142	190040	21.00	ea	913	Standby Time		
142	190040	6.00	/y	961	ENVIRONMENTAL LEVY/CY	2.50	15.00

RECEIVED

AUG 21 2008

CalMat

Terms: NET15TH PROX - All invoices are payable in full by the 15th of each month following the month of shipment. Invoices not paid according to our credit terms will be assessed a Finance Charge. Customer shall pay all costs of collection including but not limited to a reasonable attorney's fee for services rendered by suit or otherwise in collecting past due invoices.	TOTAL YARDS	TAXABLE AMOUNT	TAX	TOTAL DUE
	14.00	\$1,863.40	\$153.72	\$2,017.12

DAILY EXTRA WORK REPORT

SANITARY DISTRICT #5	Change Order 001
Contractor Job: 7716 - COVE RD FORCE MAIN REPLACEMENT	Billing Number 18.0
Work Performed By: Maggiora and Ghilotti, Inc.	Report Date 8/25/2020
Description of Work: EXCAVATE & SHORING FOR SSFM ON COVE RD HEADING TOWARD BEACH	Perform Date 8/19/2020

Labor Charges									Labor Charges	
Craft/Level	Employee Name	RT Hrs	OT Hrs	Subs Units	RT Rate	OT Rate	Subs Rate	Extended	RT Labor	
L01 LBR G3	A Dagler	6.00			72.820			436.920	SC 10.00%	353.47
L02 OE G2	S Hubert	8.00			76.870			614.960	OT Labor	0.00
L03 LBR G3	J Anguiano	8.00			60.360			482.880		
L04 LBR G3	O Barrera	8.00			58.360			466.880	Subtotal Labor	3,888.19
L05 TMS G3	J Holcomb	8.00			64.640			517.120	Subsistence	0.00
L06 TMS G3	D Sanford	8.00			64.640			517.120	Other Expenses	0.00
L07 LBR G3	J Otten	4.00			63.360			253.440	MU 35.00%	1,360.87
L08 LBR G3	E Aaron	4.00			61.350			245.400	Labor Total	5,249.06

Equipment Charges											Equipment Charges		
Equipment ID	Class	Make	Model	A1	A2	RT Hrs	OT Hrs	RT Rate	OT Rate	Delay Factor	Extended	Subtotal	
E01 PT60	TRUCK	T&TT	06-12			6.00		31.000			186.000	2,588.92	
E02 EX47	HCECL	CAT	315F			4.00		55.410			221.640	388.34	MU 15.00%
E03 EX42	HCECL	CAT	3055EC			4.00		36.570			146.280	2,977.26	Equipment Total
E04 FT53	TRUCK	T&TT	20-28			8.00		42.490			339.920		
E05 L56	LDRCL	CAT	299D2			2.00		55.120			110.240	333.67	
E06 BH34	LDRRT	DEER	2508J	C2		2.00		71.940			143.880	50.05	MU 15.00%
E07 TT-TR	TRUON	TRUN	5AXL			8.00		90.060			720.480	720.480	Material Total
E08 TT-TR	TRUON	TRUN	5AXL			8.00		90.060			720.480	383.72	

Material/Specialist Work/Lump Sum or Unit Price Payment						
Number	Date	Vendor Name and Description	Units	Unit Price	Extended	
M01 30534838	8/19/2020	Water Components / BURLAP	1.000 LS	150.91000	150.91	
M02 30534553	8/19/2020	Water Components / DETOUR SIGN, WOOD, RAGS, CAUTION TAPE	1.000 LS	182.76000	182.76	

	Activity Total 8,610.04
	Work Total 8,610.04
	Bill Subtotal 8,610.04

<p style="text-align: center;">For Owner/Resident Engineer's Use Only</p> <p><input type="checkbox"/> New Bill <input type="checkbox"/> Approved for Payment Date of Action:</p> <p><input type="checkbox"/> Resubmittal <input type="checkbox"/> Returned for Correction Date Received:</p>	<p>Accepted:</p> <p>Customer: _____ Date: _____</p> <p>Contractor: _____ Date: _____</p>	<p>Bill Total + 8,610.04</p>
---	--	-------------------------------------

WCBS

water components & building supply, inc.

P.O. Box 10007
San Rafael, CA 94912
www.watercomponents.com
Phone 415 451-1780
FAX 415 451-1786

INVOICE

30534553

BILL TO:

MAGGIORA GHILOTTI e
555 DUBOIS
SAN RAFAEL, CA 94901
Phone: 415-459-8640

SHIP TO:

MAGGIORA GHILOTTI e
555 DUBOIS
SAN RAFAEL, CA 94901

INVOICE DATE	YOUR ORDER NO	TERMS	SALES PERSON
08/13/20	7716-X	2% 10TH/NET 30 D	Pete

Quantity	Description	Price	Amount
2	SIGN DETOUR ARROW LEFT 24x24	5.833	11.67 T
2	SIGN DETOUR ARROW RIGHT 24X24	5.833	11.67 T
100	WEDGE WOOD 2" x 4" each	0.719	71.90 T
1	RAGS WIPING 25lb	27.727	27.73 T
2	TAPE CAUTION YELLOW 3"x 1000'	8.58	17.16 T
1	TAPE DUCT SILVER 3"x 60yds 11mil	14.462	14.46 T
1	MEASURE TAPE 25ft Engineer	13.08	13.08 T

INVOICE

THANK YOU

Received by: _____ Print Name: _____

Delivered by: _____ Date/Time: _____

Sub-Total: 167.67
 Shipping: 0.00
 Tax: [9%]: 15.09 *
Total: 182.76
 Paid: 0.00
 Amount Due: 182.76

Water Components & Building Supply, Inc. will not accept any product returns after the 90th day following the sale. Any returns within 90 days of sale will be subject to a restocking fee. Interest on accounts 30 days old accrues at the rate of 1.5% per month. Actual attorney's fees and cost shall be paid to the prevailing party in any action to collect any unpaid balance.

OTTON

WCBS

water components & building supply, inc.

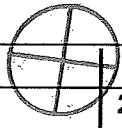
P.O. Box 10007
San Rafael, CA 94912
www.watercomponents.com
Phone 415 451-1780
FAX 415 451-1786

INVOICE

30534838

BILL TO:
MAGGIORA GHILOTTI e
555 DUBOIS
SAN RAFAEL, CA 94901
Phone: 415-459-8640

SHIP TO:
MAGGIORA GHILOTTI e
555 DUBOIS
SAN RAFAEL, CA 94901



INVOICE DATE	YOUR ORDER NO	TERMS	SALES PERSON
08/18/20	7716 X	2% 10TH/NET 30 D	Tom

Quantity	Description	Price	Amount
150	BAG EMPTY 18"x 30" BURLAP	0.923	138.45 T

INVOICE

THANK YOU

Received by: _____ Print Name: _____
Delivered by: _____ Date/Time: _____

Sub-Total: 138.45
 Shipping: 0.00
 Tax: [9%]: 12.46 *
Total: 150.91
 Paid: 0.00
 Amount Due: 150.91

Water Components & Building Supply, Inc. will not accept any product returns after the 90th day following the sale. Any returns within 90 days of sale will be subject to a restocking fee. Interest on accounts 30 days old accrues at the rate of 1.5% per month. Actual attorney's fees and cost shall be paid to the prevailing party in any action to collect any unpaid balance.

J. BLANCA

DAILY EXTRA WORK REPORT

SANITARY DISTRICT #5	Change Order 001
Contractor Job: 7716 - COVE RD FORCE MAIN REPLACEMENT	Billing Number 19.0
Work Performed By: Maggiora and Ghilotti, Inc.	Report Date 8/25/2020
Description of Work: CONTINUED EXCAVATION & SHORING ON COVE RD	Perform Date 8/20/2020

Labor Charges									Labor Charges		
Craft/Level	Employee Name	RT Hrs	OT Hrs	Subs Units	RT Rate	OT Rate	Subs Rate	Extended	RT Labor		
L01 LBR G3	A Dagler	8.00			72.820			582.560	3,680.36		
L02 OE G2	S Hubert	8.00			76.870			614.960	SC 10.00%	368.04	
L03 LBR G3	J Anguiano	8.00			60.360			482.880	OT Labor	0.00	
L04 LBR G3	O Barrera	8.00			58.360			466.880	Subtotal Labor	4,048.40	
L05 LBR G3	J Otten	4.00			63.360			253.440	Subsistence	0.00	
L06 LBR G3	E Aaron	4.00			61.350			245.400	Other Expenses	0.00	
L07 TMS G3	J Holcomb	8.00			64.640			517.120	MU 35.00%	1,416.94	
L08 TMS G3	D Sanford	8.00			64.640			517.120	Labor Total	5,465.34	

Equipment Charges												Equipment Charges		
Equipment ID	Class	Make	Model	A1	A2	RT Hrs	OT Hrs	RT Rate	OT Rate	Delay Factor	Extended	Subtotal		
E01 PT60	TRUCK	T&TT	06-12			8.00		31.000			248.000	2,582.40		
E02 FT53	TRUCK	T&TT	20-28			8.00		42.490			339.920	MU 15.00%	387.36	
E03 EX47	HCECL	CAT	315F			8.00		55.410			443.280	Equipment Total	2,969.76	
E04 L56	LDRCL	CAT	299D2			2.00		55.120			110.240			
E05 TT-TR	TRUON	TRUN	5AXL			8.00		90.060			720.480			
E06 TT-TR	TRUON	TRUN	5AXL			8.00		90.060			720.480			

Material/Specialist Work/Lump Sum or Unit Price Payment							Material Charges		
Number	Date	Vendor Name and Description	Units	Unit Price	Extended	Subtotal			
M01 38523	8/20/2020	Dutra / 3/4 X 1/2 DRAIN ROCK	1.000 LS	303.76000	303.76	303.76	MU 15.00%	45.56	

	Activity Total	8,784.42
	Work Total	8,784.42
	Bill Subtotal	8,784.42

<p style="text-align: center;">For Owner/Resident Engineer's Use Only</p> <p> <input type="checkbox"/> New Bill <input type="checkbox"/> Approved for Payment Date of Action: _____ <input type="checkbox"/> Resubmittal <input type="checkbox"/> Returned for Correction Date Received: _____ </p>	<p>Accepted:</p> <p>Customer: _____ Date: _____</p> <p>Contractor: _____ Date: _____</p>	<p>Bill Total + 8,784.42</p>
---	--	-------------------------------------



DUTRA MATERIALS

2350 Kerner Boulevard, Suite 200 | San Rafael, CA 94901 | Tel: 415.459.7740 | Fax: 415.459.0727

INVOICE

Sold To: Maggiora & Ghilotti Inc.
555 Dubois Street
San Rafael, CA 94901



Invoice #:	38523
Date:	08/20/20
Customer No:	49900
Customer Job:	Cove Rd. Tiburon
Cust Job #:	
PO #:	7716

Sale Date	Ticket	Product	Loc	Units	UM	Unit Price	Matl Total	Tax Rate	Tax	Total
MATERIAL: 3/4X1/2 DRAIN VIR										
08/20/20	2180927	310	20	9.930	TON	\$28.0000	\$278.04	9.25%	\$25.72	\$303.76
Total Invoice:				9.930	TON		\$278.04		\$25.72	\$303.76

Payment Type: On Account

Location: 10=San Rafael, 20=Richmond

DIS Pay Terms 10TH, NET 30	\$2.71 Discount Offered if Paid Before 10th of the Following Month	Total:	\$303.76
-----------------------------------	---	---------------	-----------------

DAILY EXTRA WORK REPORT

SANITARY DISTRICT #5	Change Order 001
Contractor Job: 7716 - COVE RD FORCE MAIN REPLACEMENT	Billing Number 20.0
Work Performed By: Maggiora and Ghilotti, Inc.	Report Date 8/25/2020
Description of Work: DIG, SHORE & MAKE ROCK GRADE ON COVE RD	Perform Date 8/21/2020

Labor Charges									Labor Charges		
Craft/Level	Employee Name	RT Hrs	OT Hrs	Subs Units	RT Rate	OT Rate	Subs Rate	Extended	RT Labor		
L01	LBR G3	A Dagler	8.00		72.820			582.560	SC	10.00%	364.61
L02	OE G2	S Hubert	8.00		76.870			614.960	OT Labor		0.00
L03	LBR G3	J Otten	8.00		63.360			506.880			
L04	LBR G3	E Aaron	8.00		61.350			490.800	Subtotal Labor		4,010.69
L05	LBR G3	M Warren	8.00		58.360			466.880	Subsistence		0.00
L06	LBR G3	O Barrera	8.00		58.360			466.880	Other Expenses		0.00
L07	TMS G3	J Holcomb	8.00		64.640			517.120	MU	35.00%	1,403.74
									Labor Total		5,414.43

Equipment Charges											Equipment Charges			
Equipment ID	Class	Make	Model	A1	A2	RT Hrs	OT Hrs	RT Rate	OT Rate	Delay Factor	Extended	Subtotal		
E01	PT60	TRUCK	T&TT	06-12		8.00		31.000			248.000	MU	15.00%	187.75
E02	FT53	TRUCK	T&TT	20-28		8.00		42.490			339.920			
E03	EX47	HCECL	CAT	315F		8.00		55.410			443.280	Equipment Total		1,439.43
E04	L56	LDRCL	CAT	299D2		4.00		55.120			220.480			

Material/Specialist Work/Lump Sum or Unit Price Payment							Material Charges					
Number	Date	Vendor Name and Description				Units	Unit Price	Extended	Subtotal			
M01	0140717-IN	8/21/2020	P&F DISTRIBUTORS / FACER ATTACHMENT AND FUSION				1.000 LS	518.94000	518.94	MU	15.00%	77.84
									Material Total		596.78	

	Activity Total	7,450.64
	Work Total	7,450.64
	Bill Subtotal	7,450.64

<p style="text-align: center;">For Owner/Resident Engineer's Use Only</p> <p> <input type="checkbox"/> New Bill <input type="checkbox"/> Approved for Payment Date of Action: _____ <input type="checkbox"/> Resubmittal <input type="checkbox"/> Returned for Correction Date Received: _____ </p>	<p>Accepted:</p> <p>Customer: _____ Date: _____</p> <p>Contractor: _____ Date: _____</p>	<p>Bill Total +</p> <p style="font-size: 1.2em;">7,450.64</p>
---	--	---

DAILY REPORT : 006861
 MAGGIORA & GHILOTTI, INC.
 DAY: Friday
 DATE: 8-21-20
 FOREMAN: Dagler



FORCE ACCOUNT : YES NO
 Owners (Representative) Signature _____
 X
 M&G Representative Signature _____
 X

EMPLOYEE	NAME	TOTALS		JOB #		JOB #		JOB #		JOB #		START		LUNCH BREAK		FINIS	
		ST	OT	ST	OT	ST	OT	ST	OT	ST	OT	IN	OUT	IN	OUT		
				776A													
1.	Dagler	8		8								8	12	12:30	4:30		
2.	Hubert	8		8								8	12	12:30	4:30		
3.	gitten	8		8								8	12	12:30	4:30		
4.	Aaron	8		8								8	12	12:30	4:30		
5.	Warren	8		8								8	12	12:30	4:30		
6.	Barrera	8		8								8	12	12:30	4:30		
7.	Halcumb	8		8								8	12	12:30	4:30		
8.																	
9.																	
10.																	
11.																	
12.																	
13.																	
14.																	
15.																	
16.																	
17.																	
18.																	

M&G EQUIPMENT ID#		ST	OT
1.	Pt-60	8	8
2.	Ft-53	8	8
3.	EX-47	8	8
4.	L-56	4	4
5.			
6.			
7.			
8.			
9.			
10.			
11.			
12.			
13.			
14.			
15.			
16.			
17.			
18.			

Meetings
 Tailgate Yes No
 J.H.A. Yes No
 Onsite: Yes No
 Notes: _____

Traffic
 On Street Yes No
 Control Yes No
 Flagging Yes No
 TCP Yes No
 In Compliance Yes No
 Type (Check all that apply)
 Lane Shift
 Lane Closure
 Single Lane Alternating
 Road Closed
 Other (Describe)

RENTED EQUIPMENT	
1.	Pt F 0180159
2.	
3.	
4.	

Force Account Notes / Comment
 Dig, shore and
 make rock
 grade on
 curve Rd.
 traffic control
 flagging. Lots
 of water

MATERIALS	
1.	
2.	
3.	
4.	
5.	
6.	
7.	
8.	

P & F

DISTRIBUTORS

"HDPE PIPE
IS OUR BUSINESS"

511 Tunnel Avenue, Brisbane, California 94005 415-467-4630 Fax 415-467-1010

PFDistributors.com

Page: 1

INVOICE

INVOICE NUMBER: 0140717-IN
INVOICE DATE: 8/21/2020
ORDER NUMBER: 0180159
ORDER DATE: 8/20/2020
SALESPERSON: 11CE
TAX SCHEDULE: CA SAN MA
SELLER ID: 76-0832439

SOLD TO: MAG0946
Maggiora & Ghilotti, Inc.
555 Dubois Street
San Rafael, CA 94901
cevans@maggiora-ghilotti.com

SHIP TO:
Maggiora & Ghilotti, Inc.
Will Call
Brisbane, CA 94005



CONFIRM TO: Adam Dagler

CUSTOMER P.O.	TERMS	SHIP DATE	SHIP VIA		F.O.B.				
7716- Repair	Net 30 Days	8/21/2020	CPU		Brisbane				
ITEM NUMBER	DESCRIPTION	WHSE	UOM	ORDER	SHIP	B/O	PRICE	AMOUNT	
X-T1802703	Facer Attachment Arm Broken Facer Arm. Tiburon Project. 18" Fusion Machine.	SFW	EA	1	1	0	475.00	475.00	

20144

Effective 7/1/2013 Paper Invoice Mailing Fee \$3.00. Email or Fax - No Charge.

San Mateo 9.25%

ALL RETURNS ARE SUBJECT TO A MINIMUM 35% RE-STOCKING FEE.
Finance charge of 18% per year 1.5% per month on invoices 30 days past due.

Net Invoice:	475.00
Less Discount:	0.00
Sales Tax:	43.94
Freight:	0.00
Invoice Total:	518.94

DAILY EXTRA WORK REPORT

SANITARY DISTRICT #5

Contractor Job: 7716 - COVE RD FORCE MAIN REPLACEMENT

Work Performed By: Maggiora and Ghilotti, Inc.

Description of Work: EXCAVATE, LOOSE FILL, PEA GRAVEL AND DRAIN ROCK

Change Order	001
Billing Number	21.0
Report Date	8/31/2020
Perform Date	8/24/2020

Labor Charges

Craft/Level	Employee Name	RT Hrs	OT Hrs	Subs Units	RT Rate	OT Rate	Subs Rate	Extended
L01 LBR G3	A Dagler	6.00			72.820			436.920
L02 OE G2	S Hubert	8.00			76.870			614.960
L03 LBR G3	J Anguiano	8.00			60.360			482.880
L04 LBR G3	J Otten	8.00			63.360			506.880
L05 LBR G3	O Barrera	8.00			58.360			466.880
L06 LBR G3	M Warren	8.00			58.360			466.880
L07 TMS G3	J Holcomb	8.00			64.640			517.120
L08 LBR G3	E Aaron	4.00			61.350			245.400

Labor Charges	
RT Labor	3,737.92
SC 10.00%	373.79
OT Labor	0.00
Subtotal Labor	4,111.71
Subsistence	0.00
Other Expenses	0.00
MU 35.00%	<u>1,439.10</u>
Labor Total	5,550.81

Equipment Charges

Equipment ID	Class	Make	Model	A1	A2	RT Hrs	OT Hrs	RT Rate	OT Rate	Delay Factor	Extended
E01 PT60	TRUCK	T&TT	06-12			6.00		31.000			186.000
E02 FT53	TRUCK	T&TT	20-28			8.00		42.490			339.920
E03 EX47	HCECL	CAT	315F			8.00		55.410			443.280
E04 EX42	HCECL	CAT	3055EC			8.00		36.570			292.560
E05 EX38	HCECL	CAT	308E2S			4.00		44.350			177.400
E06 L56	LDRCL	CAT	299D2			2.00		55.120			110.240

Equipment Charges	
Subtotal	1,549.40
MU 15.00%	<u>232.41</u>
Equipment Total	1,781.81

Material/Specialist Work/Lump Sum or Unit Price Payment

Number	Date	Vendor Name and Description	Units	Unit Price	Extended
M01 69264	8/24/2020	JIM-N-I RENTALS / SHORING	1.000 LS	1,080.34000	1,080.34
M02 69306	8/24/2020	JIM-N-I RENTALS / SHORING	1.000 LS	313.15000	313.15
M03 69308	8/24/2020	JIM-N-I RENTALS / SHORING	1.000 LS	359.44000	359.44

Material Charges	
Subtotal	1,752.93
MU 15.00%	<u>262.94</u>
Material Total	2,015.87

Activity Total	9,348.49
----------------	-----------------

Work Total	9,348.49
------------	-----------------

Bill Subtotal	9,348.49
---------------	-----------------

For Owner/Resident Engineer's Use Only

- | | |
|--------------------------------------|--|
| <input type="checkbox"/> New Bill | <input type="checkbox"/> Approved for Payment |
| <input type="checkbox"/> Resubmittal | <input type="checkbox"/> Returned for Correction |

Date of Action:

Date Received:

Accepted:

Customer:

Date:

Contractor:

Date:

Bill Total +	9,348.49
--------------	-----------------



PO Box 4740
 Santa Rosa, CA 95402
 www.jimnirentals.com
 707-569-1600 Phone
 707-569-1700 Phone



Status: Closed

Invoice #: 69264
 Invoice Date: Tue 9/ 8/2020
 Date Out: Fri 8/21/2020 8:30AM

Operator: Charlie Buada
 Terms: Net 30

Customer #: 149

MAGGIORA & GHILOTTI INC

415-459-8640 Phone
 415-459-4884 Fax

555 DUBOIS STREET
 SAN RAFAEL, CA 94901

Job Descr: BELVEDERE, BEACH & COVE

Ordered By: ADAM 415 308-4958

Salesman: Matt Randall 707-495-8525 mrandall@jimnirentals.com

Qty	Key	Items	Ser#	Status	Returned Date	Price
10	PS83455	P SHORE 8' 34-55 BLUE		Returned	Wed 9/ 2/2020 11:00AM	\$798.00
		1week \$39.90 4weeks \$119.70				
1	IMARIN	DELIVERY MARIN CO		Sold		\$100.00
1	IMARINP	PICKUP MARIN CO		Pulled		\$100.00

Rental Contract

Rental:	\$798.00
Delivery Charge:	\$200.00
Subtotal:	\$998.00
Marin 8.25%:	\$82.34
Total:	\$1,080.34
Paid:	\$0.00
Amount Due:	\$1,080.34



PO Box 4740
 Santa Rosa, CA 95402
 www.jimnirentals.com
 707-569-1600 Phone
 707-569-1700 Phone



Status: Closed

Invoice #: 69306
 Invoice Date: Tue 9/ 8/2020
 Date Out: Mon 8/24/2020 8:30AM

Operator: Charlie Buada
 Terms: Net 30

Customer #: 149

MAGGIORA & GHILOTTI INC

415-459-8640 Phone
 415-459-4884 Fax

555 DUBOIS STREET
 SAN RAFAEL, CA 94901

Job Descr: BELVEDERE, BEACH & COVE

Ordered By: ADAM 415 308-4958

Salesman: Matt Randall 707-495-8525 mrandall@jimnirentals.com

Qty	Key	Items	Ser#	Status	Returned Date	Price
5	PS83455	P SHORE 8' 34-55 BLUE		Returned	Wed 9/ 2/2020 11:00AM	\$289.28
		1week \$39.90 4weeks \$119.70				
1	IMARIN	DELIVERY MARIN CO		Sold		\$0.00

Rental Contract

Rental:	\$289.28
Subtotal:	\$289.28
Marin 8.25%:	\$23.87
Total:	\$313.15
Paid:	\$0.00
Amount Due:	\$313.15



PO Box 4740
 Santa Rosa, CA 95402
 www.jimnirentals.com
 707-569-1600 Phone
 707-569-1700 Phone



Status: Closed

Invoice #: 69308
 Invoice Date: Wed 9/ 9/2020
 Date Out: Mon 8/24/2020 8:30AM

Operator: Charlie Buada
 Terms: Net 30

Customer #: 149

MAGGIORA & GHILOTTI INC

415-459-8640 Phone
 415-459-4884 Fax

555 DUBOIS STREET
 SAN RAFAEL, CA 94901

Job Descr: BELVEDERE, BEACH & COVE

Ordered By: DALLAS 415 419-1181

Salesman: Matt Randall 707-495-8525 mrandall@jimnirentals.com

Qty	Key	Items	Ser#	Status	Returned Date	Price
6	PS62846	P SHORE 6' 28-46 GREEN		Returned	Mon 8/31/2020 12:00PM	\$232.05
		1week \$35.70 4weeks \$107.10				
1	IMARIN	DELIVERY MARIN CO		Sold		\$100.00

Rental Contract

Rental:	\$232.05
Delivery Charge:	\$100.00
Subtotal:	\$332.05
Marin 8.25%:	\$27.39
Total:	\$359.44
Paid:	\$0.00
Amount Due:	\$359.44

DAILY EXTRA WORK REPORT

SANITARY DISTRICT #5	Change Order 001
Contractor Job: 7716 - COVE RD FORCE MAIN REPLACEMENT	Billing Number 22.0
Work Performed By: Maggiora and Ghilotti, Inc.	Report Date 8/31/2020
Description of Work: FINISH EXCAVATION AND INSTALL 185 LF OF 16" HDPE	Perform Date 8/25/2020

Labor Charges									Labor Charges	
Craft/Level	Employee Name	RT Hrs	OT Hrs	Subs Units	RT Rate	OT Rate	Subs Rate	Extended	RT Labor	
L01 LBR G3	A Dagler	6.00			72.820			436.920	SC 10.00%	420.32
L02 CPT GF	R Meagor	5.00			93.860			469.300	OT Labor	0.00
L03 OE G2	S Hubert	8.00			76.870			614.960		
L04 LBR G3	J Anguiano	8.00			60.360			482.880	Subtotal Labor	4,623.52
L05 LBR G3	O Barrera	8.00			58.360			466.880	Subsistence	0.00
L06 LBR G3	J Otten	6.00			63.360			380.160	Other Expenses	0.00
L07 LBR G3	E Aaron	6.00			61.350			368.100	MU 35.00%	1,618.23
L08 TMS G3	J Bachmeier	8.00			64.640			517.120	Labor Total	6,241.75
L09 LBR G3	J Moats	8.00			58.360			466.880		

Equipment Charges											Equipment Charges		
Equipment ID	Class	Make	Model	A1	A2	RT Hrs	OT Hrs	RT Rate	OT Rate	Delay Factor	Extended	Subtotal	
E01 PT60	TRUCK	T&TT	06-12			6.00		31.000			186.000	MU 15.00%	300.47
E02 FT53	TRUCK	T&TT	20-28			8.00		42.490			339.920	Equipment Total	2,303.63
E03 EX47	HCECL	CAT	315F			4.00		55.410			221.640		
E04 L37	LDRRT	CAT	2070G	C2		4.00		89.110			356.440		
E05 BH34	LDRRT	DEER	2508J	C2		2.00		71.940			143.880		
E06 L56	LDRCL	CAT	299D2			2.00		55.120			110.240		
E07 DT39	TRUON	TRUN	4AXL			8.00		80.630			645.040	Subtotal	793.87

Material/Specialist Work/Lump Sum or Unit Price Payment							Material Charges	
Number	Date	Vendor Name and Description	Units	Unit Price	Extended	Subtotal		
M01 30535458	8/25/2020	Water Components / RENTAL	1.000 LS	119.90000	119.90	MU 15.00%	119.08	
M02 38622	8/25/2020	Dutra / 3/4 X 1/2 DRAIN ROCK	1.000 LS	673.97000	673.97	Material Total	912.95	

	Activity Total 9,458.33
	Work Total 9,458.33
	Bill Subtotal 9,458.33

<p style="text-align: center;">For Owner/Resident Engineer's Use Only</p> <p> <input type="checkbox"/> New Bill <input type="checkbox"/> Approved for Payment Date of Action: _____ <input type="checkbox"/> Resubmittal <input type="checkbox"/> Returned for Correction Date Received: _____ </p>	<p>Accepted:</p> <p>Customer: _____ Date: _____</p> <p>Contractor: _____ Date: _____</p>	<p>Bill Total + 9,458.33</p>
---	--	-------------------------------------

WCBS

water components & building supply, inc.

P.O. Box 10007
San Rafael, CA 94912
www.watercomponents.com
Phone 415 451-1780
FAX 415 451-1786

INVOICE

30535458

BILL TO:
MAGGIORA GHILOTTI e
555 DUBOIS
SAN RAFAEL, CA 94901
Phone: 415-459-8640

SHIP TO:
MAGGIORA GHILOTTI e
555 DUBOIS
SAN RAFAEL, CA 94901

INVOICE DATE	YOUR ORDER NO	TERMS	SALES PERSON
08/25/20	7716-X	2% 10TH/NET 30 D	CHRISTINE

Quantity	Description	Price	Amount
1	TEST RENTAL #5MUNI12"-18"weekly	110.00	110.00 T



INVOICE

THANK YOU

Received by: _____ Print Name: _____

Delivered by: _____ Date/Time: _____

Water Components & Building Supply, Inc. will not accept any product returns after the 90th day following the sale. Any returns within 90 days of sale will be subject to a restocking fee. Interest on accounts 30 days old accrues at the rate of 1.5% per month. Actual attorney's fees and cost shall be paid to the prevailing party in any action to collect any unpaid balance.

Sub-Total:	110.00
Shipping:	0.00
Tax: [9%]:	9.90 *
Total:	119.90
Paid:	0.00
Amount Due:	119.90

Bob M.



DUTRA MATERIALS

2350 Kerner Boulevard, Suite 200 | San Rafael, CA 94901 | Tel: 415.459.7740 | Fax: 415.459.0727

INVOICE

Sold To: Maggiora & Ghilotti Inc.
555 Dubois Street
San Rafael, CA 94901



Invoice #:	38622
Date:	08/25/20
Customer No:	49900
Customer Job:	Cove Rd. Tiburon
Cust Job #:	
PO #:	7716

Sale Date	Ticket	Product	Loc	Units	UM	Unit Price	Matl Total	Tax Rate	Tax	Total
MATERIAL: 3/4X1/2 DRAIN VIR										
08/25/20	2236219	310	10	18.790	TON	\$28.0000	\$526.12	8.25%	\$43.40	\$569.52
08/25/20	2236244	310	10	20.400	TON	\$28.0000	\$571.20	8.25%	\$47.12	\$618.32
08/25/20	2236260	310	10	20.250	TON	\$28.0000	\$567.00	8.25%	\$46.78	\$613.78
Total Material 3/4X1/2 DRAIN VIR:				59.440	TON		\$1,664.32		\$137.30	\$1,801.62
Total Invoice:				59.440	TON		\$1,664.32		\$137.30	\$1,801.62

Payment Type: On Account

Location: 10=San Rafael, 20=Richmond

DIS Pay Terms 10TH, NET 30	\$16.09 Discount Offered if Paid Before 10th of the Following Month	Total:	\$1,801.62
-----------------------------------	--	---------------	-------------------

DAILY EXTRA WORK REPORT

SANITARY DISTRICT #5		Change Order	001
Contractor Job: 7716 - COVE RD FORCE MAIN REPLACEMENT		Billing Number	24.0
Work Performed By: Maggiora and Ghilotti, Inc.		Report Date	8/31/2020
Description of Work: REPAIR DUCT BAY		Perform Date	8/27/2020

Labor Charges								
Craft/Level	Employee Name	RT Hrs	OT Hrs	Subs Units	RT Rate	OT Rate	Subs Rate	Extended
L01 LBR G3	A Dagler	8.00			72.820			582.560
L02 OE G2	S Hubert	8.00			76.870			614.960
L03 LBR G3	J Anguiano	8.00			60.360			482.880
L04 LBR G3	J Otten	6.00			63.360			380.160
L05 LBR G3	J Moats	8.00			58.360			466.880
L06 LBR G3	O Barrera	8.00			58.360			466.880
L07 LBR G3	E Aaron	2.00			61.350			122.700
L08 TMS G3	R Westmoreland	8.00			64.640			517.120

Labor Charges		
RT Labor		3,634.14
SC 10.00%		363.41
OT Labor		0.00
Subtotal Labor		3,997.55
Subsistence		0.00
Other Expenses		0.00
MU 35.00%		1,399.14
Labor Total		5,396.69

Equipment Charges											
Equipment ID	Class	Make	Model	A1	A2	RT Hrs	OT Hrs	RT Rate	OT Rate	Delay Factor	Extended
E01 PT60	TRUCK	T&TT	06-12			8.00		31.000			248.000
E02 FT53	TRUCK	T&TT	20-28			8.00		42.490			339.920
E03 L37	LDRRT	CAT	2070G	C2		4.00		89.110			356.440
E04 EX47	HCECL	CAT	315F			4.00		55.410			221.640
E05 EX42	HCECL	CAT	3055EC			4.00		36.570			146.280
E06 L58	LDRCL	CAT	299DX			2.00		66.050			132.100

Equipment Charges		
Subtotal		1,444.38
MU 15.00%		216.66
Equipment Total		1,661.04

Material/Specialist Work/Lump Sum or Unit Price Payment							
Number	Date	Vendor Name and Description			Units	Unit Price	Extended
M01 30535393	8/27/2020	Water Components / SCH80, LOCK ADAPATER, AND WOOD			1.000 LS	102.12000	102.12
M02 176541	8/27/2020	SHAMROCK / COMPACT FILL			1.000 LS	3,890.18000	3,890.18
M03 0179832	8/27/2020	P&F DISTRIBUTORS / GASKET, ADAPTER, & FLANGE			1.000 LS	4,293.01000	4,293.01
M04 38695	8/27/2020	Dutra / 3/4 X 1/2" DRAIN ROCK			1.000 LS	688.85000	688.85

Material Charges		
Subtotal		8,974.16
MU 15.00%		1,346.12
Material Total		10,320.28

--	--

Activity Total	17,378.01
Work Total	17,378.01
Bill Subtotal	17,378.01

For Owner/Resident Engineer's Use Only				Accepted:			
<input type="checkbox"/> New Bill	<input type="checkbox"/> Approved for Payment	Date of Action:		<i>Customer:</i>		<i>Date:</i>	
<input type="checkbox"/> Resubmittal	<input type="checkbox"/> Returned for Correction	Date Received:		<i>Contractor:</i>		<i>Date:</i>	
							Bill Total + 17,378.01

W C B S

water components & building supply, inc.

P.O. Box 10007
San Rafael, CA 94912
www.watercomponents.com
Phone 415 451-1780
FAX 415 451-1786

INVOICE

30535393

BILL TO:
MAGGIORA GHILOTTI e
555 DUBOIS
SAN RAFAEL, CA 94901
Phone: 415-459-8640

SHIP TO:
MAGGIORA GHILOTTI e
555 DUBOIS
SAN RAFAEL, CA 94901

INVOICE DATE	YOUR ORDER NO	TERMS	SALES PERSON
08/25/20	7716	2% 10TH/NET 30 D	Tom

Quantity	Description	Price	Amount
100	WEDGE WOOD 2" x 4" each	0.719	71.90 T
1	SCH80 1.5"x 6" NIPPLE 886-060	4.10	4.10 T
2	CORD MALE TWIST LOCK ADAPTER	8.846	17.69 T

RECEIVED

AUG 27 2020

Maggiore & Ghilotti, Inc

INVOICE

THANK YOU

Received by: _____ Print Name: _____

Delivered by: _____ Date/Time: _____

Sub-Total: 93.69
 Shipping: 0.00
 Tax: [9%]: 8.43 *
Total: 102.12
 Paid: 0.00
 Amount Due: 102.12

Water Components & Building Supply, Inc. will not accept any product returns after the 90th day following the sale. Any returns within 90 days of sale will be subject to a restocking fee. Interest on accounts 30 days old accrues at the rate of 1.5% per month. Actual attorney's fees and cost shall be paid to the prevailing party in any action to collect any unpaid balance.

J. F. MATHA



CalMat Co., dba Shamrock Materials

INVOICE

176541

REMIT TO:
 CalMat Co., File 55572, Los Angeles, CA 90074-5572
 Main Office: (707) 765-8560
 Ready Mix Dispatch: (800) 779-5777
 www.shamrockmaterials.com
 help@vmcmail.com

DATE 08-27-20
 PAGE # 1
 ORDER # 50
 CUSTOMER # 145896



MAGGIORA & GHILOTTI, INC.
 555 DU BOIS ST
 SAN RAFAEL CA 94901-3965

PROJECT # 3617
 PROJECT NAME: COVE RD FORCE MAIN REPLAC
 CUSTOMER P.O. # 7716
 JOB #: DIR# 333349
 SHIPPED TO: 11 Cove Rd

PLANT	TICKET	QUANTITY	UOM	PRODUCT	DESCRIPTION	UNIT PRICE	AMOUNT
142	190243	6.00	cy	1503	FLOWABLE COMPACT FILL-	130.60	783.60
142	190243	6.00	/y	961	ENVIRONMENTAL LEVY/CY	2.50	15.00
142	190245	6.00	cy	1503	FLOWABLE COMPACT FILL-	130.60	783.60
142	190245	6.00	/y	961	ENVIRONMENTAL LEVY/CY	2.50	15.00
142	190249	9.00	cy	1503	FLOWABLE COMPACT FILL-	130.60	1175.40
142	190249	9.00	/y	961	ENVIRONMENTAL LEVY/CY	2.50	22.50
142	190250	6.00	cy	1503	FLOWABLE COMPACT FILL-	130.60	783.60
142	190250	6.00	/y	961	ENVIRONMENTAL LEVY/CY	2.50	15.00

RECEIVED

100

Terms: NET15TH PROX - All invoices are payable in full by the 15th of each month following the month of shipment. Invoices not paid according to our credit terms will be assessed a Finance Charge. Customer shall pay all costs of collection including but not limited to a reasonable attorney's fee for services rendered by suit or otherwise in collecting past due invoices.	TOTAL YARDS	TAXABLE AMOUNT	TAX	TOTAL DUE
	27.00	\$3,593.70	\$296.48	\$3,890.18

P & F**DISTRIBUTORS**"HDPE PIPE
IS OUR BUSINESS"

511 Tunnel Avenue, Brisbane, California 94005 415-467-4630 Fax 415-467-1010

PFDistributors.com

INVOICE

Page: 1

INVOICE NUMBER: 0140894-IN
 INVOICE DATE: 8/27/2020
 ORDER NUMBER: 0179832
 ORDER DATE: 8/13/2020
 SALESPERSON: 11CE
 TAX SCHEDULE: CA MARIN
 SELLER ID: 76-0832439

RECEIVED

AUG 27 2020

SOLD TO: MAG0946
 Maggiora & Ghilotti, Inc.
 555 Dubois Street
 San Rafael, CA 94901
 cevans@maggiora-ghilotti.com

SHIP TO:
 Maggiora & Ghilotti, Inc.
 PG&E Yard
 Adam 415-308-4958
 Cove Rd & Beach Rd
 Belvedere, CA 94920

CONFIRM TO: John Moser 415-459-8640



CUSTOMER P.O.	TERMS	SHIP DATE	SHIP VIA		F.O.B.			
7716-S	Net 30 Days	8/27/2020	PF-TRUCK		Ship Point			
ITEM NUMBER	DESCRIPTION	WHSE	UOM	ORDER	SHIP	B/O	PRICE	AMOUNT
B71-1617	Flange Adapter, 16" DR 17	SFW	EA	4	4	0	180.00	720.00
Z24-1600	Epoxy Enc Ring, 16" DR 11	SFW	EA	4	4	0	130.00	520.00
B75-1600	Blind Flange Steel, 16"/2" FIP	SFW	EA	4	4	0	399.00	1,596.00
B81-1600	Gasket Full Face, 16"	SFW	EA	4	4	0	40.00	160.00
/ZZ-SF-015	Bolt, 1" X 6.5" STD Plated		EA	64	64	0	7.75	496.00
/ZZ-SF-015	Nut, HVY 1" Plated		EA	64	64	0	1.63	104.32

20170

Effective 7/1/2013 Paper Invoice Mailing Fee \$3.00. Email or Fax - No Charge.

Marin 8.25%

ALL RETURNS ARE SUBJECT TO A MINIMUM 35% RE-STOCKING FEE.
 Finance charge of 18% per year 1.5% per month on invoices 30 days past due.

Net Invoice: 3,596.32
 Less Discount: 0.00
 Sales Tax: 296.69
 Freight: 400.00
Invoice Total: 4,293.01



DUTRA MATERIALS

2350 Kerner Boulevard, Suite 200 | San Rafael, CA 94901 | Tel: 415.459.7740 | Fax: 415.459.0727

INVOICE

Sold To: Maggiora & Ghilotti Inc.
555 Dubois Street
San Rafael, CA 94901

Invoice #:	38695
Date:	08/27/20
Customer No:	49900
Customer Job:	Cove Rd. Tiburon
Cust Job #:	
PO #:	7716

Sale Date	Ticket	Product	Loc	Units	UM	Unit Price	Matl Total	Tax Rate	Tax	Total
MATERIAL: 3/4X1/2 DRAIN VIR										
08/27/20	2181285	310	20	18.660	TON	\$31.0000	\$578.46	9.25%	\$53.51	\$631.97
08/27/20	2181299	310	20	18.990	TON	\$31.0000	\$588.69	9.25%	\$54.45	\$643.14
08/27/20	2181320	310	20	19.070	TON	\$31.0000	\$591.17	9.25%	\$54.68	\$645.85
Total Material 3/4X1/2 DRAIN VIR:				56.720	TON		\$1,758.32		\$162.64	\$1,920.96
Total Invoice:				56.720	TON		\$1,758.32		\$162.64	\$1,920.96

Payment Type: On Account

Location: 10=San Rafael, 20=Richmond

DIS Pay Terms 10TH, NET 30	\$15.50 Discount Offered if Paid Before 10th of the Following Month	Total:	\$1,920.96
----------------------------	---	---------------	-------------------

DAILY EXTRA WORK REPORT

SANITARY DISTRICT #5	Change Order 001
Contractor Job: 7716 - COVE RD FORCE MAIN REPLACEMENT	Billing Number 23.0
Work Performed By: Maggiora and Ghilotti, Inc.	Report Date 8/31/2020
Description of Work: REFIRE ELECRO FUSE COUPLING	Perform Date 8/26/2020

Labor Charges									Labor Charges		
Craft/Level	Employee Name	RT Hrs	OT Hrs	Subs Units	RT Rate	OT Rate	Subs Rate	Extended	RT Labor		
L01	LBR G3	A Dagler	6.00	3.50		72.820	96.325	774.058	SC	10.00%	307.41
L02	OE G2	S Hubert	8.00			76.870		614.960	OT Labor		1,434.48
L03	LBR G3	E Aaron	4.00	3.50		61.350	79.120	522.320	SC	10.00%	143.45
L04	LBR G3	J Otten	8.00	3.50		63.360	82.135	794.353	Subtotal Labor		4,959.42
L05	LBR G3	J Anguiano	8.00	3.50		60.360	77.635	754.603	Subsistence		0.00
L06	LBR G3	O Barrera	8.00	3.50		58.360	74.635	728.103	Other Expenses		0.00
L07	OE G3	J Antone	4.00			80.040		320.160	MU	35.00%	1,735.80
									Labor Total		6,695.22

Equipment Charges											Equipment Charges			
Equipment ID	Class	Make	Model	A1	A2	RT Hrs	OT Hrs	RT Rate	OT Rate	Delay Factor	Extended	Subtotal		
E01	PT60	TRUCK	T&TT	06-12		9.50		31.000			294.500	MU	15.00%	281.91
E02	FT53	TRUCK	T&TT	20-28		11.50		42.490			488.635	Equipment Total		2,161.29
E03	EX47	HCECL	CAT	315F		8.00		55.410			443.280	Subtotal		1,879.38
E04	DT43	TRUON	TRUN	3AXL		4.00		71.550			286.200			
E05	L56	LDRCL	CAT	299D2		4.00		55.120			220.480			
E06	EX42	HCECL	CAT	3055EC		4.00		36.570			146.280			

Material/Specialist Work/Lump Sum or Unit Price Payment							Material Charges		
Number	Date	Vendor Name and Description	Units	Unit Price	Extended	Subtotal			
M01	69331	8/26/2020	JIM-N-I RENTALS / SHORING	1.000 LS	547.37000	547.37			
M02	176516	8/26/2020	SHAMROCK / COMPACT FILL	1.000 LS	3,890.18000	3,890.18			

	Activity Total 13,959.69
	Work Total 13,959.69
	Bill Subtotal 13,959.69

<p style="text-align: center;">For Owner/Resident Engineer's Use Only</p> <p> <input type="checkbox"/> New Bill <input type="checkbox"/> Approved for Payment Date of Action: _____ <input type="checkbox"/> Resubmittal <input type="checkbox"/> Returned for Correction Date Received: _____ </p>	<p>Accepted:</p> <p>Customer: _____ Date: _____</p> <p>Contractor: _____ Date: _____</p>	<p>Bill Total + 13,959.69</p>
---	--	--------------------------------------

CLOT#2

DAILY REPORT : 006864
 MAGGIORA & GHILOTTI, INC.
 DAY: Wednesday
 DATE: 8-26-20
 FOREMAN: Daglor



FORCE ACCOUNT : YES NO
 Owners (Representative) Signature
 X
 M&G Representative Signature
 X

EMPLOYEE	TOTALS		JOB #		JOB #		JOB #		JOB #		START		LUNCH BREAK		FINISH	
	ST	OT	ST	OT	ST	OT	ST	OT	ST	OT	IN	OUT	IN	OUT		
1. Daglor	8	3.5	6	3.5	2						8	12	12:30	7:30		
2. Hubert	8		8								8	12	12:30	4:30		
3. Aaron	8	3.5	4	3.5	4						8	12	12:30	7:30		
4. Otten	8	3.5	8	3.5							8	12	12:30	7:30		
5. Anguino	8	3.5	8	3.5							8	12	12:30	7:30		
6. Barron	8	3.5	8	3.5							8	12	12:30	7:30		
7. Antone	4		4								8			12		
8. Planteaux	8				4		4									
9.																
10.																
11.																
12.																
13.																
14.																
15.																
16.																
17.																
18.																

M&G EQUIPMENT ID#		ST	OT	ST	OT	ST	OT	ST	OT	ST	OT
1.	Pt-60	11.5		9.5		2					
2.	Ft-53	11.5		11.5							
3.	EX-47	8		8							
4.	OT-43	4		4							
5.	EX-38	4				4					
6.	L-56	4		4							
7.	EX-42	4		4							
8.											
9.											
10.											
11.											
12.											
13.											
14.											
15.											
16.											
17.											
18.											

Meetings
 Tailgate Yes No
 J.H.A. Yes No
 Onsite: Yes No
 Notes: _____

Traffic
 On Street Yes No
 Control Yes No
 Flagging Yes No
 TCP Yes No
 In Compliance Yes No
 Type (Check all that apply)
 Lane Shift
 Lane Closure
 Single Lane Alternating
 Road Closed
 Other (Describe)

RENTED EQUIPMENT		ST	OT	ST	OT	ST	OT	ST	OT	ST	OT
1.	Jim-n-1 166926			✓							
2.	166927 69331			✓							
3.											
4.											

MATERIALS		ST	OT	ST	OT	ST	OT	ST	OT	ST	OT
1.	Shamrock 190225			✓							
2.	190223 190226			✓							
3.	190228			✓							
4.	Lind Marine 17717					✓					
5.											
6.											
7.											
8.											

Force Account Notes / Comments
 Dewater, Place
 27 yards CDF
 and make
 double 45°
 connection in
 front of cave
 Rd pump station
 had to rewire
 electric fuse
 couplings causing
 OT



PO Box 4740
 Santa Rosa, CA 95402
 www.jimnirentals.com
 707-569-1600 Phone
 707-569-1700 Phone



Status: Closed

Invoice #: 69331
 Invoice Date: Tue 9/ 8/2020
 Date Out: Wed 8/26/2020 9:30AM

Operator: Charlie Buada
 Terms: Net 30

Customer #: 149

MAGGIORA & GHILOTTI INC

415-459-8640 Phone
 415-459-4884 Fax

555 DUBOIS STREET
 SAN RAFAEL, CA 94901

Job Descr: BELVEDERE, BEACH & COVE

Ordered By: ADAM 415 308-4958

Salesman: Matt Randall 707-495-8525 mrandall@jimnirentals.com

Qty	Key	Items	Ser#	Status	Returned Date	Price
10	PS83455	P SHORE 8' 34-55 BLUE 1week \$39.90 4weeks \$119.70		Returned	Wed 9/ 2/2020 11:00AM	\$405.65
1	MARIN	DELIVERY MARIN CO		Sold		\$100.00

Rental Contract

Rental:	\$405.65
Delivery Charge:	\$100.00
Subtotal:	\$505.65
Marin 8.25%:	\$41.72
Total:	\$547.37
Paid:	\$0.00
Amount Due:	\$547.37



INVOICE

176516

REMIT TO:
 CalMat Co., File 55572, Los Angeles, CA 90074-5572
 Main Office: (707) 765-8560
 Ready Mix Dispatch: (800) 779-5777
 www.shamrockmaterials.com
 help@vmcmail.com

DATE 08-26-20
 PAGE # 1
 ORDER # 65
 CUSTOMER # 145896



MAGGIORA & GHILOTTI, INC.
 555 DU BOIS ST
 SAN RAFAEL CA 94901-3965



PROJECT # 3617
 PROJECT NAME: COVE RD FORCE MAIN REPLAC
 CUSTOMER P.O. # 7716
 JOB #: DIR# 333349
 SHIPPED TO: 11 Cove Rd

PLANT	TICKET	QUANTITY	UOM	PRODUCT	DESCRIPTION	UNIT PRICE	AMOUNT
142	190223	7.00	cy	1503	FLOWABLE COMPACT FILL-	130.60	914.20
142	190223	7.00	/y	961	ENVIRONMENTAL LEVY/CY	2.50	17.50
142	190225	7.00	cy	1503	FLOWABLE COMPACT FILL-	130.60	914.20
142	190225	7.00	/y	961	ENVIRONMENTAL LEVY/CY	2.50	17.50
142	190226	7.00	cy	1503	FLOWABLE COMPACT FILL-	130.60	914.20
142	190226	7.00	/y	961	ENVIRONMENTAL LEVY/CY	2.50	17.50
142	190228	6.00	cy	1503	FLOWABLE COMPACT FILL-	130.60	783.60
142	190228	6.00	/y	961	ENVIRONMENTAL LEVY/CY	2.50	15.00

REC'D

SLP 14

Magg

Terms: NET15TH PROX - All invoices are payable in full by the 15th of each month following the month of shipment. Invoices not paid according to our credit terms will be assessed a Finance Charge. Customer shall pay all costs of collection including but not limited to a reasonable attorney's fee for services rendered by suit or otherwise in collecting past due invoices.	TOTAL YARDS	TAXABLE AMOUNT	TAX	TOTAL DUE
	27.00	\$3,593.70	\$296.48	\$3,890.18

DAILY EXTRA WORK REPORT

SANITARY DISTRICT #5	Change Order 001
Contractor Job: 7716 - COVE RD FORCE MAIN REPLACEMENT	Billing Number 25.0
Work Performed By: Maggiora and Ghilotti, Inc.	Report Date 9/10/2020
Description of Work: PLACE CDF, DEMO & REMOVE AC + CONCRETE	Perform Date 8/28/2020

Labor Charges									Labor Charges		
Craft/Level	Employee Name	RT Hrs	OT Hrs	Subs Units	RT Rate	OT Rate	Subs Rate	Extended	RT Labor		
L01	LBR G3	A Dagler	8.00		72.820			582.560	SC	10.00%	411.30
L02	OE G2	S Hubert	8.00		76.870			614.960	OT Labor		0.00
L03	LBR G3	J Otten	8.00		63.360			506.880			
L04	LBR G3	E Aaron	8.00		61.350			490.800	Subtotal Labor		4,524.26
L05	LBR G3	O Barrera	8.00		58.360			466.880	Subsistence		0.00
L06	LBR G3	J Moats	8.00		58.360			466.880	Other Expenses		0.00
L07	TMS G3	R Westmoreland	8.00		64.640			517.120	MU	35.00%	1,583.49
L08	LBR G3	M Fany	8.00		58.360			466.880	Labor Total		6,107.75

Equipment Charges												Equipment Charges		
Equipment ID	Class	Make	Model	A1	A2	RT Hrs	OT Hrs	RT Rate	OT Rate	Delay Factor	Extended	Subtotal		
E01	PT60	TRUCK	T&TT	06-12		8.00		31.000			248.000	MU	15.00%	301.40
E02	FT53	TRUCK	T&TT	20-28		8.00		42.490			339.920	Equipment Total		2,310.72
E03	EX42	HCECL	CAT	3055EC		4.00		36.570			146.280			
E04	EX47	HCECL	CAT	315F		4.00		55.410			221.640	Subtotal		6,383.71
E05	L58	LDRCL	CAT	299DX		4.00		66.050			264.200	MU	15.00%	957.56
E06	TT-TR	TRUON	TRUN	5AXL		8.00		90.060			720.480	Material Total		7,341.27
E07	H8	HAMMRNPK		0795		4.00		17.200			68.800			

Material/Specialist Work/Lump Sum or Unit Price Payment						
Number	Date	Vendor Name and Description	Units	Unit Price	Extended	
M01	8/28/2020	Dutra / 3/4 X 1/2" DRAIN ROCK	1.000 LS	687.17000	687.17	
M02	8/28/2020	SHAMROCK / COMPACT FILL	1.000 LS	3,313.85000	3,313.85	
M03	8/28/2020	JIM-N-I RENTALS / SHORING	1.000 LS	2,382.69000	2,382.69	

	Activity Total 15,759.74
	Work Total 15,759.74
	Bill Subtotal 15,759.74

<p style="text-align: center;">For Owner/Resident Engineer's Use Only</p> <p><input type="checkbox"/> New Bill <input type="checkbox"/> Approved for Payment Date of Action: _____</p> <p><input type="checkbox"/> Resubmittal <input type="checkbox"/> Returned for Correction Date Received: _____</p>	<p>Accepted:</p> <p>Customer: _____ Date: _____</p> <p>Contractor: _____ Date: _____</p>	<p>Bill Total + 15,759.74</p>
---	--	--------------------------------------

DAILY REPORT : 006866

MAGGIORA & GHILOTTI, INC.

DAY: Friday

DATE: 8-28-50

FOREMAN: Dagler



FORCE ACCOUNT : YES NO

Owners (Representative) Signature

X

M&G Representative Signature

X

EMPLOYEE	TOTALS		JOB #		JOB #		JOB #		JOB #		START		LUNCH BREAK		FINISH	
	ST	OT	ST	OT	ST	OT	ST	OT	ST	OT	IN	OUT	IN	OUT		
1. Dagler	8		8								8	12	1230	430		
2. Hubert	8		8								8	12	1230	430		
3. Otten	8		8								8	12	1230	430		
4. Aaron	8		8								8	12	1230	430		
5. Barrera	8		8								8	12	1230	430		
6. Madagos	8		8								8	12	1230	430		
7. Fany	8		8								8	12	1230	430		
8. Westmead	8		8								8	12	1230	430		
9.																
10.																
11.																
12.																
13.																
14.																
15.																
16.																
17.																
18.																

M&G EQUIPMENT ID#

1.	PT-62	8	8
2.	FL-53	8	8
3.	EX-42	4	4
4.	EX-42 hammer	4	4
5.	EX-47	4	4
6.	L-58	4	4
7.	PT-28	8	8
8.	TRA-50	8	8
9.			
10.			
11.			
12.			
13.			
14.			
15.			
16.			
17.			
18.			

Meetings

Tailgate Yes No

J.H.A. Yes No

Onsite: Yes No

Notes: _____

Traffic

On Street Yes No

Control Yes No

Flagging Yes No

TCP Yes No

In Compliance Yes No

Type (Check all that apply)

Lane Shift

Lane Closure

Single Lane Alternating

Road Closed

Other (Describe)

RENTED EQUIPMENT

1.	Tim-h-1 195832		
2.	09059		
3.			
4.			

Force Account Notes / Comments

Place GDF,
dome and
remove AC &
concrete, clean
up

MATERIALS

1.	Detra 2181333	✓	
2.	Shemrock 190268	✓	
3.	4615913	✓	
4.			
5.			
6.			
7.			
8.			



DUTRA MATERIALS

2350 Kerner Boulevard, Suite 200 | San Rafael, CA 94901 | Tel: 415.459.7740 | Fax: 415.459.0727

INVOICE

Sold To: Maggiora & Ghilotti Inc.
555 Dubois Street
San Rafael, CA 94901

Invoice #:	38732
Date:	08/28/20
Customer No:	49900
Customer Job:	Cove Rd. Tiburon
Cust Job #:	
PO #:	7716



Sale Date	Ticket	Product	Loc	Units	UM	Unit Price	Matl Total	Tax Rate	Tax	Total
MATERIAL: 3/4X1/2 DRAIN VIR										
08/28/20	2181333	310	20	20.290	TON	\$31.0000	\$628.99	9.25%	\$58.18	\$687.17
Total Invoice:				20.290	TON		\$628.99		\$58.18	\$687.17

Payment Type: On Account

Location: 10=San Rafael, 20=Richmond

DIS Pay Terms 10TH, NET 30	\$5.54 Discount Offered if Paid Before 10th of the Following Month	Total:	\$687.17
----------------------------	--	---------------	-----------------



CalMat Co., dba Shamrock Materials

INVOICE

176569

REMIT TO:
 CalMat Co., File 55572, Los Angeles, CA 90074-5572
 Main Office: (707) 765-8560
 Ready Mix Dispatch: (800) 779-5777
 www.shamrockmaterials.com
 help@vmcmail.com

DATE 08-28-20
 PAGE # 1
 ORDER # 57
 CUSTOMER # 145896



MAGGIORA & GHILOTTI, INC.
 555 DU BOIS ST
 SAN RAFAEL CA 94901-3965



PROJECT # 3617
 PROJECT NAME: COVE RD FORCE MAIN REPLAC
 CUSTOMER P.O. # 7716
 JOB #: DIR# 333349
 SHIPPED TO: 11 Cove Rd

PLANT	TICKET	QUANTITY	UOM	PRODUCT	DESCRIPTION	UNIT PRICE	AMOUNT
142	190267	6.00	cy	1503	FLOWABLE COMPACT FILL-	130.60	783.60
142	190267	6.00	/y	961	ENVIRONMENTAL LEVY/CY	2.50	15.00
142	190268	9.00	cy	1503	FLOWABLE COMPACT FILL-	130.60	1175.40
142	190268	9.00	/y	961	ENVIRONMENTAL LEVY/CY	2.50	22.50
138	495913	8.00	cy	1503	FLOWABLE COMPACT FILL-	130.60	1044.80
138	495913	8.00	/y	961	ENVIRONMENTAL LEVY/CY	2.50	20.00

RECEIVED

SEP 04 2020

Maggiore & Ghilotti, Inc.

Terms: NET15TH PROX - All invoices are payable in full by the 15th of each month following the month of shipment. Invoices not paid according to our credit terms will be assessed a Finance Charge. Customer shall pay all costs of collection including but not limited to a reasonable attorney's fee for services rendered by suit or otherwise in collecting past due invoices.	TOTAL YARDS	TAXABLE AMOUNT	TAX	TOTAL DUE
	23.00	\$3,061.30	\$252.55	\$3,313.85



PO Box 4740
 Santa Rosa, CA 95402
 www.jimnirentals.com
 707-569-1600 Phone
 707-569-1700 Phone

Status: Continued

Invoice #: 69059
 Invoice Date: Mon 9/28/2020
 Date Out: Mon 8/10/2020 8:00AM

Operator: Charlie Buada
 Terms: Net 30

Customer #: 149

MAGGIORA & GHILOTTI INC

415-459-8640 Phone
 415-459-4884 Fax

555 DUBOIS STREET
 SAN RAFAEL, CA 94901

Job Descr: BELVEDERE, BEACH & COVE



Ordered By: ADAM 415 308-4958

Salesman: Matt Randall 707-495-8525 mrandall@jimnirentals.com

Qty	Key	Items	Ser#	Status	Billed To	Price
1	PS42846	P SHORE 4' 28-46 GREEN 1week \$35.70 4weeks \$107.10		Returned	Thu 8/27/2020 9:15AM	\$92.82
2	PS44064	P SHORE 4' 40-64 PURPLE 1week \$41.30 4weeks \$123.90		Returned	Thu 8/27/2020 9:15AM	\$215.45
1	PS45288	P SHORE 4' 52-88 BLACK 1week \$46.90 4weeks \$140.70		Returned	Thu 8/27/2020 9:15AM	\$121.94
1	PS45288	P SHORE 4' 52-88 BLACK 1week \$46.90 4weeks \$140.70		Returned	Wed 8/26/2020 8:00AM	\$112.56
5	PS42846	P SHORE 4' 28-46 GREEN 1week \$35.70 4weeks \$107.10		Returned	Wed 8/26/2020 8:00AM	\$428.40
4	PS42846	P SHORE 4' 28-46 GREEN 1week \$35.70 4weeks \$107.10		Returned	Thu 8/27/2020 9:15AM	\$372.46
2	PS42846	P SHORE 4' 28-46 GREEN 1week \$35.70 4weeks \$107.10		Returned	Thu 8/27/2020 9:15AM	\$186.23
2	PS42846	P SHORE 4' 28-46 GREEN 1week \$35.70 4weeks \$107.10		Returned	Thu 8/27/2020 9:15AM	\$186.23
1	PS42846	P SHORE 4' 28-46 GREEN 1week \$35.70 4weeks \$107.10		Returned	Thu 8/27/2020 9:15AM	\$93.11
1	SPRBAR60	SPREADER BAR 60" 1day \$3.50 1week \$10.50 4weeks \$31.50		Returned	Wed 8/26/2020 8:00AM	\$25.20
1	SPRBAR60	SPREADER BAR 60" 1day \$3.50 1week \$10.50 4weeks \$31.50		Billed To	Mon 9/ 7/2020 8:00AM	\$31.50
1	STEPLA481#0064	STEEL PLATE,4'X8'X1" W/ HOLE ON 4' SIDE	B064	Billed To	Mon 9/ 7/2020 8:00AM	\$58.80
1	STEPLA481#0066	STEEL PLATE,4'X8'X1" W/HOLES W/ HOLE ON 4' SIDE	B066	Billed To	Mon 9/ 7/2020 8:00AM	\$58.80
1	STEPLA481#0196	STEEL PLATE,4'X8'X1" W/ HOLE ON 4' SIDE	B196	Billed To	Mon 9/ 7/2020 8:00AM	\$58.80
1	STEPLA481#0121	STEEL PLATE,4'X8'X1" W/ HOLE ON 4' SIDE	B121	Billed To	Mon 9/ 7/2020 8:00AM	\$58.80
1	IMARIN	DELIVERY MARIN CO		Sold		\$100.00

Rental Contract

Rental:	\$2,101.10
Delivery Charge:	\$100.00
Subtotal:	\$2,201.10
Marin 8.25%:	\$181.59
Total:	\$2,382.69
Paid:	\$0.00
Amount Due:	\$2,382.69

DAILY EXTRA WORK REPORT

SANITARY DISTRICT #5	Change Order 001
Contractor Job: 7716 - COVE RD FORCE MAIN REPLACEMENT	Billing Number 26.0
Work Performed By: Maggiora and Ghilotti, Inc.	Report Date 9/10/2020
Description of Work: DIG & SHORE FOR ANGLE PIECE -- PLACE 27 YD CDF	Perform Date 8/31/2020

Labor Charges									Labor Charges		
Craft/Level	Employee Name	RT Hrs	OT Hrs	Subs Units	RT Rate	OT Rate	Subs Rate	Extended	RT Labor		
L01	LBR G3	A Dagler	8.00		72.820			582.560	SC	10.00%	463.01
L02	OE G2	S Hubert	8.00		76.870			614.960	OT Labor		0.00
L03	LBR G3	E Aaron	8.00		61.350			490.800	Subtotal Labor		5,093.09
L04	LBR G3	J Otten	8.00		63.360			506.880	Subsistence		0.00
L05	LBR G3	S Bordessa	8.00		58.360			466.880	Other Expenses		0.00
L06	LBR G3	J Moats	8.00		58.360			466.880	MU	35.00%	1,782.58
L07	LBR G3	O Barrera	8.00		58.360			466.880	Labor Total		6,875.67
L08	TMS G3	R Westmoreland	8.00		64.640			517.120			
L09	TMS G3	D Sanford	8.00		64.640			517.120			

Equipment Charges												Equipment Charges		
Equipment ID	Class	Make	Model	A1	A2	RT Hrs	OT Hrs	RT Rate	OT Rate	Delay Factor	Extended	Subtotal		
E01	PT60	TRUCK	T&TT	06-12		8.00		31.000			248.000	MU	15.00%	466.05
E02	EX47	HCECL	CAT	315F		8.00		55.410			443.280	Equipment Total		3,573.03
E03	EX42	HCECL	CAT	3055EC		4.00		36.570			146.280			
E04	L58	LDRCL	CAT	299DX		2.00		66.050			132.100			
E05	FT53	TRUCK	T&TT	20-28		8.00		42.490			339.920	Subtotal		5,062.31
E06	L37	LDRRT	CAT	2070G	C2	4.00		89.110			356.440	MU	15.00%	759.35
E07	TT-TR	TRUON	TRUN	5AXL		8.00		90.060			720.480	Material Total		5,821.66
E08	TT-TR	TRUON	TRUN	5AXL		8.00		90.060			720.480			

Material/Specialist Work/Lump Sum or Unit Price Payment						
Number	Date	Vendor Name and Description	Units	Unit Price	Extended	
M01	176587	8/31/2020 SHAMROCK / COMPACT FILL	1.000 LS	3,890.18000	3,890.18	
M02	69388	8/31/2020 JIM-N-I RENTALS / STEEL PLATES	1.000 LS	1,172.13000	1,172.13	

	Activity Total 16,270.36
	Work Total 16,270.36
	Bill Subtotal 16,270.36

<p style="text-align: center;">For Owner/Resident Engineer's Use Only</p> <p> <input type="checkbox"/> New Bill <input type="checkbox"/> Approved for Payment Date of Action: _____ <input type="checkbox"/> Resubmittal <input type="checkbox"/> Returned for Correction Date Received: _____ </p>	<p>Accepted:</p> <p>Customer: _____ Date: _____</p> <p>Contractor: _____ Date: _____</p>	<p>Bill Total + 16,270.36</p>
---	--	--------------------------------------

DAILY REPORT : 006867
 MAGGIORA & GHILOTTI, INC.
 DAY: *Monday*
 DATE: *8-31-20*
 FOREMAN: *Dagler*



FORCE ACCOUNT : YES NO
 Owners (Representative) Signature _____
 M&G Representative Signature _____

EMPLOYEE	NAME	TOTALS		JOB #		JOB #		JOB #		JOB #		START		LUNCH BREAK		FINISH	
		ST	OT	ST	OT	ST	OT	ST	OT	ST	OT	ST	OT	IN	OUT	IN	OUT
				776-K		776		4370									
1.	<i>Dagler</i>	8		8									8	12	12:30	4:30	
2.	<i>Hubert</i>	8		8									8	12	12:30	4:30	
3.	<i>Aaron</i>	8		8									8	12	12:30	4:30	
4.	<i>Ottien</i>	8		8									8	12	12:30	4:30	
5.	<i>Burdese</i>	8		8									8	12	12:30	4:30	
6.	<i>Macias</i>	8		8									8	12	12:30	4:30	
7.	<i>Barrera</i>	8		8									8	12	12:30	4:30	
8.	<i>Wentz</i>	8		8									8	12	12:30	4:30	
9.	<i>Sanford</i>	8		8									8	12	12:30	4:30	
10.	<i>Ellenay</i>	8						8					8:00	12:00	12:30	4:30	
11.	<i>Autore</i>	8						8					8:00	12:00	12:30	4:30	
12.																	
13.																	
14.																	
15.																	
16.																	
17.																	
18.																	

M&G EQUIPMENT ID#			
1.	<i>PT-60</i>	8	8
2.	<i>EX-47</i>	8	8
3.	<i>EX-42</i>	4	4
4.	<i>L-58</i>	2	2
5.	<i>FT-53</i>	8	8
6.	<i>L-37</i>	4	4
7.	<i>FT-26</i>	8	8
8.	<i>FT-28</i>	8	8
9.	<i>DT-20</i>	8	8
10.			
11.			
12.			
13.			
14.			
15.			
16.			
17.			
18.			

Meetings
 Tailgate Yes No
 J.H.A. Yes No
 Onsite: Yes No
 Notes: _____

Traffic
 On Street Yes No
 Control Yes No
 Flagging Yes No
 TCP Yes No
 In Compliance Yes No
 Type (Check all that apply)
 Lane Shift
 Lane Closure
 Single Lane Alternating
 Road Closed
 Other (Describe)

RENTED EQUIPMENT			
1.	<i>Jim-n-1</i>	<i>166936</i>	<i>166937</i> ✓
2.		<i>66388</i>	✓
3.	<i>Jim-n-1</i>	<i>166934</i>	✓
4.		<i>194700</i>	✓

MATERIALS			
1.	<i>Shrock</i>	<i>190280</i>	✓
2.		<i>190281 190276</i>	✓
3.			
4.			
5.			
6.			
7.			
8.			

Force Account Notes / Comments:
Dig and shore for angle piece on beach Rd - all subgrade is loose gravel, core in's and undermining it had - place 27yds CDF



INVOICE

176587

REMIT TO:
 CalMat Co., File 55572, Los Angeles, CA 90074-5572
 Main Office: (707) 765-8560
 Ready Mix Dispatch: (800) 779-5777
 www.shamrockmaterials.com
 help@vmcmail.com

DATE 08-31-20
 PAGE # 1
 ORDER # 38
 CUSTOMER # 145896



MAGGIORA & GHILOTTI, INC.
 555 DU BOIS ST
 SAN RAFAEL CA 94901-3965



PROJECT # 3617
 PROJECT NAME: COVE RD FORCE MAIN REPLAC
 CUSTOMER P.O. # 7716
 JOB #: DIR# 333349
 SHIPPED TO: 11 Cove Rd

PLANT	TICKET	QUANTITY	UOM	PRODUCT	DESCRIPTION	UNIT PRICE	AMOUNT
142	190276	9.00	cy	1503	FLOWABLE COMPACT FILL-	130.60	1175.40
142	190276	9.00	/y	961	ENVIRONMENTAL LEVY/CY	2.50	22.50
142	190280	9.00	cy	1503	FLOWABLE COMPACT FILL-	130.60	1175.40
142	190280	9.00	/y	961	ENVIRONMENTAL LEVY/CY	2.50	22.50
142	190281	9.00	cy	1503	FLOWABLE COMPACT FILL-	130.60	1175.40
142	190281	9.00	/y	961	ENVIRONMENTAL LEVY/CY	2.50	22.50

Terms: NET15TH PROX - All invoices are payable in full by the 15th of each month following the month of shipment. Invoices not paid according to our credit terms will be assessed a Finance Charge. Customer shall pay all costs of collection including but not limited to a reasonable attorney's fee for services rendered by suit or otherwise in collecting past due invoices.	TOTAL YARDS	TAXABLE AMOUNT	TAX	TOTAL DUE
	27.00	\$3,593.70	\$296.48	\$3,890.18



PO Box 4740
 Santa Rosa, CA 95402
 www.jimnirentals.com
 707-569-1600 Phone
 707-569-1700 Phone

Status: Continued

Invoice #: 69388
 Invoice Date: Mon 9/28/2020
 Date Out: Mon 8/31/2020 9:00AM

Operator: Jenny Voss
 Terms: Net 30

Customer #: 149

MAGGIORA & GHILOTTI INC

415-459-8640 Phone
 415-459-4884 Fax

555 DUBOIS STREET
 SAN RAFAEL, CA 94901

Job Descr: BELVEDERE, BEACH & COVE



Ordered By: ADAM 415 308-4958

Salesman: Matt Randall 707-495-8525 mrandall@jimnirentals.com

Qty	Key	Items	Ser#	Status	Billed To	Price
1	STEPLA81615#0014	STEEL PLATE,8X16X1.5" 168Hrs \$81.90 1week \$81.90 4weeks \$327.60 NON - SKID	S014	Billed To	Mon 9/28/2020 9:00AM	\$327.60
1	STEPLA81615#0021	STEEL PLATE,8X16X1.5" 168Hrs \$81.90 1week \$81.90 4weeks \$327.60 NON - SKID	S021	Billed To	Mon 9/28/2020 9:00AM	\$327.60
1	STEPLA81615#0085	STEEL PLATE,8X16X1.5" 168Hrs \$81.90 1week \$81.90 4weeks \$327.60 NON - SKID	S085	Billed To	Mon 9/28/2020 9:00AM	\$327.60
1	IMARIN	DELIVERY MARIN CO		Sold		\$100.00

Rental Contract

Rental:	\$982.80
Delivery Charge:	\$100.00
Subtotal:	\$1,082.80
Marin 8.25%:	\$89.33
Total:	\$1,172.13
Paid:	\$0.00
Amount Due:	\$1,172.13



September 11, 2020

Mr. Tony Rubio, District Manager
Sanitary District 5 of Marin County
2001 Paradise Drive
Tiburon, CA 94920

Submitted via email: trubio@sani5.org

RE: Proposal for a Renewable Energy Study

Dear Mr. Rubio:

Sanitary District 5 of Marin County (SD5) is interested in retaining HDR Engineering, Inc. (HDR) to identify and evaluate options to provide renewable energy.

HDR proposes to perform the following scope of work for an estimated twenty one thousand dollars (\$20,995).

SCOPE OF WORK

TASK 1: Renewable Energy Study

HDR will perform a Renewable Energy Feasibility Study for SD5 in Tiburon and Belvedere and will begin with a virtual Project Kickoff.

HDR will review existing energy performance data for SD5 facilities to determine the amount of energy currently used on an annual basis and will then use this information to provide recommendations for potential renewable energy systems types and the locations at each facility where renewable energy is determined to be feasible. As part of this work, HDR will virtually review potential locations with SD5 representatives and identify the preferred locations for renewable energy at the SD5 facilities.

HDR will coordinate the amount of renewable energy systems with local suppliers to determine preferred ownership models and identify the areas that would be attractive for bidders. As part of this effort, HDR will determine potential first costs and simple payback duration for system types. Note: costs will either be based on information provided by manufacturers or on systems costs for other PV systems in the San Francisco Bay Area.

HDR will summarize the findings of its work in a 20-page feasibility study report (including tables and figures) outlining recommendations, the anticipated renewable energy to be generated and conceptual images (marked up aerial photos) indicating the location and size of the potential renewable energy systems. The report will include an appendix with the calculations that identify the amount of renewable energy. HDR will virtually meet with representatives from SD5 for review of the Draft Studies and Final Document.

hdrinc.com

100 Pringle Avenue, Suite 400, Walnut Creek, CA 94596
T 925-974-2500 F 925-974-2533

Mr. Tony Rubio
September 11, 2020
Page 2

ASSUMPTIONS

- SD5 will provide HDR with complete energy use data for the site for electricity, natural gas, renewable energy, and/or campus scale systems such as chilled water and steam fuel sources.

We appreciate the opportunity to work with SD5 on this project. Please contact Guyton Durnin at (415) 423-4802 or Guyton.Durnin@hdrinc.com if you have questions.

Sincerely,
HDR ENGINEERING, INC.



Holly L.L. Kennedy, PE (CA)
Senior Vice President



Guyton Durnin, PE (CA)
Project Manager

DECISION/ACTION ITEM LOG
CIP Committee: October 13, 2020
 Sanitary District No. 5 of Marin County
ACTIVE ITEMS SHEET

Item #10

No.	Item	Submission Date	Responsible Party	DECISION ONLY		ACTION REQUIRED		Comment/Reference Document
				Due	Completed	Due	Completed	
28	2019 Sewer Rehab Project	3.12.19	Nute/TR/CIP			April/May, 2020	Sept. 10, 2020	Recv'd Proposal for Project Eng. From Nute, 3.11.19; Currently Reviewing Plans, 5.14.19 - will bring to SD5 Board for approval, 5.16.19; Received Lowest Bid from Glossage Engineering, Inc., 6.7.19; Contract fully executed & NTP issued on 8.2.19 (work to begin within 10 days of notice); Project currently under way, 9.10.19, 10.8.19, 11.12.19, 12.10.19, 1.14.20, 2.11.20, final billing + retention release due upon invoicing, 3.10.20; 7.14.2020 Project Completed, Retention Paid & received; TR to submit County Project Completion upon lifting of CA Mandate re SIP; Submitted SD5 Job Completion paperwork to CoM, 8.27.2020; Received Notice of
29	Cove Rd. Force Main Replacement Project	3.12.19	Nute/TR/CIP					Nute Preparing Bid Docs, as of 3.12.19; Waiting for CalTrans response re horizontal drilling, as of 5.14.19; Still working w/ CalTrans, waiting for approval, as of 11.12.19; Design Review from Nute, 12.10.19, 1.14.19, 2.11.20; Received Caltrans Permit, 3.9.2020; Notice for Sealed Bid @ Marin IJ on 4.28.2020 w/ Bids due 5.19.2020; Posted RFP at SD5 Wesbite, (http://www.sani5.org/about/contracts-proposals-bidding), 5.5.2020; Project granted to Maggiora & Ghilotti, Inc.; Work to begin on 7.27.2020. Submittal documents received
31	FY2020-2021 Sewer Rehab Project		CIP/TR					Small project for Paradise Cove; Engineering to begin in Dec 2020, as of 7.14.2020
32	SD5 Collection Sytsem Master Plan		CIP/TR					Posted RFP at SD5 Wesbite, (http://www.sani5.org/about/contracts-proposals-bidding), 5.5.2020; Revised RFP from Hdr, as of 7.14.2020