

**SANITARY DISTRICT NO. 5 OF MARIN COUNTY**  
**2001 Paradise Drive**  
**Tiburon, California 94920**

**AGENDA**

**Finance & Fiscal Oversight Committee Special Meeting**  
**Tuesday, February 9<sup>th</sup>, 2021, 2:30 p.m.**

**CORONA VIRUS (COVID-19) ADVISORY NOTICE**

Consistent with Executive Orders No. N-25-20 and No. N-29-20 from the Executive Department of the State of California, the Meeting will not be physically open to the public and all Board Members and Staff will be teleconferencing into the meeting.

**How to Submit Public Comments:**

Comments submitted prior to the commencement of the meeting will be presented to the Committee and included in the public record for the meeting.

**Public Comments are to be submitted via email to [rdohrmann@sani5.org](mailto:rdohrmann@sani5.org).**

In addition, members of the public who are calling-in will have the opportunity to provide public comments by following the steps below:

**How to Participate in the Meeting:**

**Join Zoom Meeting by clicking on the following link:**

**<https://us02web.zoom.us/j/6230620778>**

**Meeting ID: 623 062 0778**

**or join by phone:**

**Call in number: (669) 900-9128**

**Participant Code: 623 062 0778**

**I. Roll Call**

**II. Public Comments**

**III. New Business**

- 1. Warrants for January 8<sup>th</sup> through February 9<sup>th</sup> 2021**
- 2. Financial Reports for January 2021**
- 3. Review SD5 2021 CalPERS' Changes in Fiduciary Net Position re GASB 75**
- 4. Review Article, "The Risks of DDoS Attacks for the Public Sector," provided by Board Director Catharine Benediktsson**
- 5. Upcoming District Obligations for February through March 2021**

**IV. Adjournment**

*This Committee may be attended by Board Members who do not serve on this committee. In the event that a quorum of the entire Board is present, this Committee shall act as a Committee of the Whole. In either case, any item acted upon by the Committee or the Committee of the Whole will require consideration and action by the full Board of Directors as a prerequisite to its legal enactment.*

**Accessible public meetings:** Any member of the public who needs accommodations should email the Office Manager, at [rdohrmann@sani5.org](mailto:rdohrmann@sani5.org), who will use her best efforts to provide as much accessibility as possible while also maintaining public safety.

**Sanitary Distr. No.5 of Marin Co.  
Warrant List Summary  
January 8 through February 9, 2021**

02/04/21

Date	Num	Name	Memo	Amount
<b>JP Morgan Chase - Primary 7399</b>				
02/01/21	EFT	CalPERS	EFT Health Premium, February 2021, Cust #4163206459	-16,369.23
02/01/21	EFT	PERS	EFT PERS Retirement, January 2021	-19,190.21
01/21/21	8018	ATP Group, Inc.	M.P. & P.C. Plant Chemicals, December 2020	-2,386.48
01/21/21	8019	AT&T	Acct #960732-76375559, December 2020	-815.13
01/21/21	8020	Comcast Business	Acct# 8155 30 011 0149465, Bus. Voice, Internet & Cable, Jan - Feb, 2021	-541.91
01/21/21	8021	CWEA	Certificate Renewal, January 2021 (AJE FY21-22)	-91.00
01/21/21	8022	Pacific Gas & Electric	Acct #2908031411-4, Utilities, December 2020	-16,739.81
01/21/21	8023	Maggiola & Ghilotti, Inc.	M&G Project #7716 - Cove Rd. Force Main Replacement Project, December 2...	-81,225.00
01/21/21	8024	Mill Valley Refuse Service, Inc.	Acct #032945, SLUDGE TRANSPORT, December 2020	-2,160.00
01/21/21	8025	Special District Risk Management Authorit	Member #7665, Life, Vision, DDS & LTD Ins., Feb 2021	-1,634.39
01/21/21	8026	Town of Tiburon	Fuel, December 2020	-845.16
01/21/21	8027	Waste Management of Redwood Landfill	Acct #507-0000190-1507-2, Sludge Disposal, December, 2020	-1,357.30
01/21/21	8028	Verizon Wireless	Acct #0342125502-00001: iPhones, December 2020	-351.42
02/09/21	8030	Access Answering Service	Acct #4080C, Answering Service, February 2021	-60.00
02/09/21	8031	ACS Instrumentation & Valves, Inc.	Cove Rd. Force Main Project, December 2020	-5,178.87
02/09/21	8032	Alhambra	Acct #547945611762129, Water, Dec 2020 - Jan 2021	-86.74
02/09/21	8033	Alliant Insurance Services	Acct #SANIDIS-03, Auto Ins. Policy Renewal FY20-21, Feb 2021	-14.00
02/09/21	8034	AT&T	Acct #960732-76375559, January 2021	-816.10
02/09/21	8035	Banshee Networks, Inc.	Computer/IT Support, November & December, 2020	-3,012.50
02/09/21	8036	Brelje and Race Laboratories, Inc.	M.P./P.C. Plant Samples, December 2020	-1,770.00
02/09/21	8037	Cal-Steam	Cust ID# 89563, Safety, January 2021	-32.01
02/09/21	8038	Caltest Analytical Laboratory	M.P./P.C. Lab Sampling, January 2021	-3,849.25
02/09/21	8039	Caltronics Business Systems, Inc.	Acct #SD15, Multi-purpose Copier Contract, January 2021	-132.64
02/09/21	8040	Cornely Company	Cust ID: SANDIST, Boiler Repair & Service, December 2020 - January 2021	-5,738.52
02/09/21	8041	Cintas Corporation #626	Acct #626-00821, PPE/Safetywear + Service, January 2021	-193.94
02/09/21	8042	CSRMA California Sanitation Risk Mgmt...	PLP Deposit & Fees, JPA Chgs & Retro Adjmt - 2020 - 2022 (FY21-22 AJE)	-51,716.00
02/09/21	8043	Cummins Pacific Power Systems	Cust. #: 266183, BPS#2 Parts Rplcmt, December 2020	-189.69
02/09/21	8044	CWEA	Certificate Renewals, February 2021 (AJE FY21-22)	-293.00
02/09/21	8045	DKF Solutions Group, LLC	My Safety Officer Monthly Subscription, February 2021	-350.00
02/09/21	8046	Downing Heating & Air Conditioning, Inc.	P&L, BPS#2, January 2021	-5,859.98
02/09/21	8047	eNPDES.com & Associates	M.P. & P.C. Palnt, NPDES Permit Software, Aug '21 - July '22 (AJE FY21-22)	-1,650.00
02/09/21	8048	G3 Engineering, Inc.	M.P. Maint + Parts & Srvc, December 2020	-3,755.63
02/09/21	8049	Glosage Engineering, Inc.	P&L, January 2021	-8,850.00
02/09/21	8050	Goodman Building Supply Co.	Acct #20070, BP&L, December 2020	-24.79
02/09/21	8051	Grainger	Acct #810128785, P.C. Parts & Service, December 2020	-336.98
02/09/21	8052	HDR Engineering, Inc.	Consulting, MCSD5 Cllxn Sys Mstr Plan, November 2020, January 2021	-71,575.70
02/09/21	8053	Jackson's Hardware, Inc.	Acct #7601, BPS#2, 6' Waterproof Workboot, January 2021	-119.89
02/09/21	8054	JM Integration, LLC	M.P. Parts & Service, January 2021	-1,633.64
02/09/21	8055	Larry Walker Associates, Inc.	Tech Support for M.P. NPDES Reg. Assistance, November & December 2020	-886.50
02/09/21	8056	Lystek Int'l, LTD	Biosolids Transport, January 2021	-744.60
02/09/21	8057	Maltby Electric Supply Co., Inc.	Cust No.15953, BPS P&L, January 2021	-103.18
02/09/21	8058	NSI Lab Solutions, Inc.	Cust#21528, Lab Chemicals, December 2020	-511.00
02/09/21	8059	Nute Engineering Corp.	Consulting & Engr. Svcs., December 2020	-14,723.25
02/09/21	8060	PACE Supply Corp.	M.P. Maint. Supplies, January 2021	-882.51
02/09/21	8061	Pacific Water Resources	M.P. Supplies, December 2021	-600.00
02/09/21	8062	Peterson	Cust #:5656305, P.C. P&L, January 2021	-1,219.37
02/09/21	8063	Roy's Sewer Service, Inc.	P&L, December 2020 - January 2021	-2,811.50
02/09/21	8064	SASM	Bioassay Testing, Oct-Dec, 2020	-600.00
02/09/21	8065	Solenis, LLC	Pyr #: 441488, M.P. Chemicals, January 2021	-4,272.67
02/09/21	8066	TESCO Controls, Inc.	Cust #TIBU, M.P. Service, January 2021	-1,528.17
02/09/21	8067	U.S. Bank	Acct#:4246-0441-0158-3635, December 2020 - January 2021	-5,571.65
02/09/21	8068	Univar	Cust ID #STDT001, Chemicals, January, 2021	-6,903.00
02/09/21	8069	USA BlueBook	Cust #933682, Safety/PPE Supplies, January 2021	-773.29
02/09/21	8070	Water Components & Building Supply	Acct #454, M.P. Maint. Supplies, January 2021	-515.58
02/09/21	8071	Wintersun Chemical	M.P. Chemicals, January 2021	-2,336.27
02/09/21	8072	WorkSmart Automation, Inc.	SD5 Comm System Maintenance, Nov 2020 - Jan 2021	-19,107.09
02/09/21	8073	Alvarez, Joel	Reimb. for PPE/Safetywear, January 2021	-151.54
02/09/21	8074	Bilsborough, Chad	Reimb. for Cert (G2) Fees Fees, January 2021	-170.00
02/09/21	8075	Driscoll, Stephen	Reimb. CWEA Cert Renewal Reimb. + S/B Mileage reimb., Oct - Dec., 2020	-290.07
02/09/21	8076	La Torre, Daniel P.	Standby Mileage Reimb, Oct - Dec, 2020	-483.00
02/09/21	8077	Rosser, John	Rain/Safety PPE, thru Jan 2021 + S/B Mi. Reimb., thru Oct 2020	-454.15
02/09/21	8078	Swett, Drake	Reimb. for S/B Mileage, Sept-Oct, 2020	-158.70
02/09/21	8079	Triola, Joseph	Reimb. for Standby Mi., SD5 supplies, December 2020 - January 2021	-243.70
Total JP Morgan Chase - Primary 7399				-376,987.70
<b>TOTAL</b>				<b>-376,987.70</b>

Sanitary Distr. No.5 of Marin Co.

Warrant List Detail

January 8 through February 9, 2021

02/04/21

Date	Num	Name	Memo	Account	Class	Paid Amount
02/01/21	EFT	CalPERS	<b>EFT Health Premium, February 2021, Cust #4163206459</b>	<b>JP Morgan Chase - Primary 7399</b>		
			Active Employee Health Premium - February 2021	8020.05 - Employee Health	Belvedere	-5,557.56
			Active Employee Health Premium - February 2021	8020.05 - Employee Health	Tiburon:Paradise Cove	-400.39
			Active Employee Health Premium - February 2021	8020.05 - Employee Health	Tiburon	-9,501.19
			Retiree Health Premium - February 2021	8022.05 - Reitree Health	Belvedere	-308.45
			Retiree Health Premium - February 2021	8022.05 - Reitree Health	Tiburon:Paradise Cove	-22.22
			Retiree Health Premium - February 2021	8022.05 - Reitree Health	Tiburon	-527.33
			Active Employee Health Premium - February 2021 - Admin Fee	8020.05 - Employee Health	Belvedere	-13.34
			Active Employee Health Premium - February 2021 - Admin Fee	8020.05 - Employee Health	Tiburon:Paradise Cove	-0.96
			Active Employee Health Premium - February 2021 - Admin Fee	8020.05 - Employee Health	Tiburon	-22.80
			Retiree Health Premium - February 2021 - Admin Fee	8022.05 - Reitree Health	Belvedere	-5.39
			Retiree Health Premium - February 2021 - Admin Fee	8022.05 - Reitree Health	Tiburon:Paradise Cove	-0.39
			Retiree Health Premium - February 2021 - Admin Fee	8022.05 - Reitree Health	Tiburon	-9.21
TOTAL						-16,369.23
02/01/21	EFT	PERS	<b>EFT PERS Retirement, January 2021</b>	<b>JP Morgan Chase - Primary 7399</b>		
			Retirement January 2021(Classic 1600 Rate): ER @ 14.194 %; EE @ 3.0%	8019.05 - PERS Retirement	Belvedere	-4,745.05
			Retirement January 2021(Classic 1600 Rate)	8019.05 - PERS Retirement	Tiburon:Paradise Cove	-341.86
			Retirement January 2021(Classic 1600 Rate)	8019.05 - PERS Retirement	Tiburon	-8,112.13
			Retirement January 2021(PEPRA Rates: ER @ 7.732%; EE @ 6.75%	8019.05 - PERS Retirement	Belvedere	-2,014.99
			Retirement January 2021(PEPRA Rate)	8019.05 - PERS Retirement	Tiburon:Paradise Cove	-145.17
			Retirement January 2021(PEPRA Rate)	8019.05 - PERS Retirement	Tiburon	-3,444.83
			Spec. Comp for Holiday Worked on 1.1.2021 (SD)	8019.05 - PERS Retirement	Belvedere	-69.42
			Spec. Comp for Holiday Worked on 1.1.2021 (SD)	8019.05 - PERS Retirement	Tiburon:Paradise Cove	-5.00
			Spec. Comp for Holiday Worked on 1.1.2021 (SD)	8019.05 - PERS Retirement	Tiburon	-118.67
			Spec. Comp for Holiday Worked on 1.18.2021 (RC)	8019.05 - PERS Retirement	Belvedere	-69.42
			Spec. Comp for Holiday Worked on 1.18.2021 (RC)	8019.05 - PERS Retirement	Tiburon:Paradise Cove	-5.00
			Spec. Comp for Holiday Worked on 1.18.2021 (RC)	8019.05 - PERS Retirement	Tiburon	-118.67
TOTAL						-19,190.21
01/21/21	8018	ATP Group, Inc.	<b>M.P. &amp; P.C. Plant Chemicals, December 2020</b>	<b>JP Morgan Chase - Primary 7399</b>		
			Inv #I239077, M.P., Caustic soda beads (Sodium Hydroxide) for foul air scrubber,...	7024 - Main Plant Chemicals	Belvedere	-857.94
			Inv #I239077, M.P., Caustic soda beads (Sodium Hydroxide) for foul air scrubber,...	7042 - Paradise Supplies & Chemicals	Tiburon:Paradise Cove	-61.81
			Inv #I239077, M.P., Caustic soda beads (Sodium Hydroxide) for foul air scrubber,...	7024 - Main Plant Chemicals	Tiburon	-1,466.73
TOTAL						-2,386.48
01/21/21	8019	AT&T	<b>Acct #960732-76375559, December 2020</b>	<b>JP Morgan Chase - Primary 7399</b>		
			PC Plant Telephones, December 2020	8532 - Paradise Cove Telephones	Tiburon:Paradise Cove	-331.87
			PC Pumps & Lines Telephones, December 2020	8533 - Pumps & Lines Telephones	Tiburon:Paradise Cove	-175.07
			Tib Pumps & Lines Telephones, December 2020	8533 - Pumps & Lines Telephones	Tiburon	-308.19
TOTAL						-815.13
01/21/21	8020	Comcast Business	<b>Acct# 8155 30 011 0149465, Bus. Voice, Internet &amp; Cable, Jan - Feb, 2021</b>	<b>JP Morgan Chase - Primary 7399</b>		
			Bundle: Cable (\$84.90), 1.12.2021 - 2.11.2021	8510 - Data/Alarms/IT Supp & Licensing	Belvedere	-30.52
			Bundle: Cable (\$84.90), 1.12.2021 - 2.11.2021	8510 - Data/Alarms/IT Supp & Licensing	Tiburon:Paradise Cove	-2.20
			Bundle: Cable (\$84.90), 1.12.2021 - 2.11.2021	8510 - Data/Alarms/IT Supp & Licensing	Tiburon	-52.18
			Bundle: Internet (\$134.85), 1.12.2021 - 2.11.2021	8510 - Data/Alarms/IT Supp & Licensing	Belvedere	-48.48
			Bundle: Internet (\$134.85), 1.12.2021 - 2.11.2021	8510 - Data/Alarms/IT Supp & Licensing	Tiburon:Paradise Cove	-3.49
			Bundle: Internet (\$134.85), 1.12.2021 - 2.11.2021	8510 - Data/Alarms/IT Supp & Licensing	Tiburon	-82.88
			Bundle: Land Line Phones (\$243.00), 1.12.2021 - 2.11.2021	8531 - Main Plant Telephones	Belvedere	-87.36
			Bundle: Land Line Phones (\$243.00), 1.12.2021 - 2.11.2021	8532 - Paradise Cove Telephones	Tiburon:Paradise Cove	-6.29
			Bundle: Land Line Phones (\$243.00), 1.12.2021 - 2.11.2021	8531 - Main Plant Telephones	Tiburon	-149.35
			Bundle: Taxes & Fees (+/- \$5 - varies/mo), 1.12.2021 - 2.11.2021	8510 - Data/Alarms/IT Supp & Licensing	Belvedere	-13.33
			Bundle: Taxes & Fees (+/- \$5 - varies/mo), 1.12.2021 - 2.11.2021	8510 - Data/Alarms/IT Supp & Licensing	Tiburon:Paradise Cove	-0.96
			Bundle: Taxes & Fees (+/- \$5 - varies/mo), 1.12.2021 - 2.11.2021	8510 - Data/Alarms/IT Supp & Licensing	Tiburon	-22.79
			Bundle: Taxes & Fees (+/- \$5 - varies/mo), 1.12.2021 - 2.11.2021	8531 - Main Plant Telephones	Belvedere	-13.33
			Bundle: Taxes & Fees (+/- \$5 - varies/mo), 1.12.2021 - 2.11.2021	8532 - Paradise Cove Telephones	Tiburon:Paradise Cove	-0.96

Sanitary Distr. No.5 of Marin Co.

Warrant List Detail

January 8 through February 9, 2021

02/04/21

Date	Num	Name	Memo	Account	Class	Paid Amount
			Bundle: Taxes & Fees (+/- \$5 - varies/mo), 1.12.2021 - 2.11.2021	8531 · Main Plant Telephones	Tiburon	-27.79
TOTAL						-541.91
01/21/21	8021	CWEA	<b>Certificate Renewal, January 2021 (AJE FY21-22)</b>	<b>JP Morgan Chase - Primary 7399</b>		
			S Driscoll (ID#34976), Lab Analyst (G1), 2.1.2021 - 6.30.2021	6025 · Dues & Subscriptions	Belvedere	-13.63
			S Driscoll (ID#34976), Lab Analyst (G1), 2.1.2021 - 6.30.2021	6025 · Dues & Subscriptions	Tiburon:Paradise Cove	-0.98
			S Driscoll (ID#34976), Lab Analyst (G1), 2.1.2021 - 6.30.2021	6025 · Dues & Subscriptions	Tiburon	-23.31
			S Driscoll (ID#34976), Lab Analyst (G1), 7.1.2021 - 1.31.2022 (AJE FY21-22)	6025 · Dues & Subscriptions	Belvedere	-19.08
			S Driscoll (ID#34976), Lab Analyst (G1), 7.1.2021 - 1.31.2022 (AJE FY21-22)	6025 · Dues & Subscriptions	Tiburon:Paradise Cove	-1.37
			S Driscoll (ID#34976), Lab Analyst (G1), 7.1.2021 - 1.31.2022 (AJE FY21-22)	6025 · Dues & Subscriptions	Tiburon	-32.63
TOTAL						-91.00
01/21/21	8022	Pacific Gas & Electric	<b>Acct #2908031411-4, Utilities, December 2020</b>	<b>JP Morgan Chase - Primary 7399</b>		
			Acct #2908031411-4, Main Plant Utilities, December 2020	8542 · Main Plant Utilities	Belvedere	-3,164.27
			Acct #2908031411-4, P.C. Plant Utilities, December 2020	8543 · Paradise Cove Utilities	Tiburon:Paradise Cove	-1,012.75
			Acct #2908031411-4, Main Plant Utilities, December 2020	8542 · Main Plant Utilities	Tiburon	-5,408.66
			Acct #2908031411-4, Belv Pump St Utilities, December 2020	8544 · Pump Station Utilities	Belvedere	-1,154.23
			Acct #2908031411-4, P.C. Pump St Utilities, December 2020	8544 · Pump Station Utilities	Tiburon:Paradise Cove	-204.05
			Acct #2908031411-4, Tib Pump St Utilities, December 2020	8544 · Pump Station Utilities	Tiburon	-5,795.85
TOTAL						-16,739.81
01/21/21	8023	Maggiora & Ghilotti, Inc.	<b>M&amp;G Project #7716 - Cove Rd. Force Main Replacement Project, December ...</b>	<b>JP Morgan Chase - Primary 7399</b>		
			Inv #11573, Progress Payment #8, Force Main Valve Vault Connection (100.0% ...	9311.2 · Cove Rd FM - Const, Ph I	Belvedere	-76,000.00
			Inv #11573, Retention Withheld re PP#8 (100.0% Belv), thru December 2020	Retainage Payable	Belvedere	3,800.00
			Inv #11573, Progress Payment #8, Segment bends + new manholes (100.0% Bel...	9311.2 · Cove Rd FM - Const, Ph I	Tiburon	-9,500.00
			Inv #11559, Retention Withheld re PP#8 (100.0% Tib), thru December 2020	Retainage Payable	Tiburon	475.00
TOTAL						-81,225.00
01/21/21	8024	Mill Valley Refuse Service, Inc.	<b>Acct #032945, SLUDGE TRANSPORT, December 2020</b>	<b>JP Morgan Chase - Primary 7399</b>		
			Sludge Transport/Exchange only, 12.2.20, 12.9.20, 12.11.20, 12.18.20, 12.24.20	7029 · Main Plant Sludge Disposal	Belvedere	-797.26
			Sludge Transport/Exchange only, 12.2.20, 12.9.20, 12.11.20, 12.18.20, 12.24.20	7029 · Main Plant Sludge Disposal	Tiburon	-1,362.74
TOTAL						-2,160.00
01/21/21	8025	Special District Risk Management ...	<b>Member #7665, Life, Vision, DDS &amp; LTD Ins., Feb 2021</b>	<b>JP Morgan Chase - Primary 7399</b>		
			Employee Life Insurance - Inv #34574- February 2021	8020.05 · Employee Health	Belvedere	-48.89
			Employee Life Insurance - Inv #34574- February 2021	8020.05 · Employee Health	Tiburon:Paradise Cove	-3.52
			Employee Life Insurance - Inv #34574- February 2021	8020.05 · Employee Health	Tiburon	-83.59
			Employee LTD Insurance - Inv #34574- February 2021	8020.05 · Employee Health	Belvedere	-350.10
			Employee LTD Insurance - Inv #34574- February 2021	8020.05 · Employee Health	Tiburon:Paradise Cove	-25.22
			Employee LTD Insurance - Inv #34574- February 2021	8020.05 · Employee Health	Tiburon	-598.53
			Employee DDS Insurance - Inv #34574- February 2021	8020.05 · Employee Health	Belvedere	-127.22
			Employee DDS Insurance - Inv #34574- February 2021	8020.05 · Employee Health	Tiburon:Paradise Cove	-9.17
			Employee Vision Insurance - Inv #34574- February 2021	8020.05 · Employee Health	Tiburon	-217.49
			Employee Vision Insurance - Inv #34574- February 2021	8020.05 · Employee Health	Belvedere	-61.36
			Employee Vision Insurance - Inv #34574- February 2021	8020.05 · Employee Health	Tiburon:Paradise Cove	-4.42
			Employee Vision Insurance - Inv #34574- February 2021	8020.05 · Employee Health	Tiburon	-104.88
TOTAL						-1,634.39
01/21/21	8026	Town of Tiburon	<b>Fuel, December 2020</b>	<b>JP Morgan Chase - Primary 7399</b>		
			Fuel, December 2020	7071 · Fuel	Belvedere	-303.84
			Fuel, December 2020	7071 · Fuel	Tiburon:Paradise Cove	-21.89
			Fuel, December 2020	7071 · Fuel	Tiburon	-519.43
TOTAL						-845.16

Sanitary Distr. No.5 of Marin Co.

Warrant List Detail

January 8 through February 9, 2021

02/04/21

Date	Num	Name	Memo	Account	Class	Paid Amount
01/21/21	8027	Waste Management of Redwood La...	Acct #507-0000190-1507-2, Sludge Disposal, December, 2020 Inv #0101626-1507-3, Sludge Disposal - 3 Drop-offs, 25.15 tons, December 2020 Inv #0101626-1507-3, Sludge Disposal - 3 Drop-offs, 25.15 tons, December 2020	JP Morgan Chase - Primary 7399 7029 · Main Plant Sludge Disposal 7029 · Main Plant Sludge Disposal	Belvedere Tiburon	-500.98 -856.32
TOTAL						-1,357.30
01/21/21	8028	Verizon Wireless	Acct #0342125502-00001: iPhones, December 2020 Inv #9870632747: Monthly Charges (\$342.40) - December 2020 Inv #9870632747: Monthly Charges (\$342.40) - December 2020 Inv #9870632747: Monthly Charges (\$342.40) - December 2020 Inv #9870632747: Taxes, Gov't Surcharges & Fees - December 2020 Inv #9870632747: Taxes, Gov't Surcharges & Fees - December 2020 Inv #9870632747: Taxes, Gov't Surcharges & Fees - December 2020	JP Morgan Chase - Primary 7399 8531 · Main Plant Telephones 8532 · Paradise Cove Telephones 8531 · Main Plant Telephones 8531 · Main Plant Telephones 8532 · Paradise Cove Telephones 8531 · Main Plant Telephones	Belvedere Tiburon:Paradise Cove Tiburon Belvedere Tiburon:Paradise Cove Tiburon	-123.09 -8.87 -210.44 -3.24 -0.23 -5.55
TOTAL						-351.42
02/09/21	8030	Access Answering Service	Acct #4080C, Answering Service, February 2021 Inv #23918, Answering Service, February 2021- SSO & Alarm Notifications Inv #23918, Answering Service, February 2021- SSO & Alarm Notifications Inv #23918, Answering Service, February 2021- SSO & Alarm Notifications	JP Morgan Chase - Primary 7399 8510 · Data/Alarms/IT Supp & Licensing 8510 · Data/Alarms/IT Supp & Licensing 8510 · Data/Alarms/IT Supp & Licensing	Belvedere Tiburon:Paradise Cove Tiburon	-21.57 -1.55 -36.88
TOTAL						-60.00
02/09/21	8031	ACS Instrumentation & Valves, Inc.	Cove Rd. Force Main Project, December 2020 Inv #19068, Krohne, OptiFlux 2100 Magnetic Flowmeter re Cove Rd. Force Main ...	JP Morgan Chase - Primary 7399 9311.2 · Cove Rd FM - Const, Ph I	Belvedere	-5,178.87
TOTAL						-5,178.87
02/09/21	8032	Alhambra	Acct #547945611762129, Water, Dec 2020 - Jan 2021 Inv #12012314 010821 Water, 12.12.2020 - 1.06.2021 Inv #12012314 010821 Water, 12.12.2020 - 1.06.2021 Inv #12012314 010821 Water, 12.12.2020 - 1.06.2021	JP Morgan Chase - Primary 7399 7023 · Janitorial Supplies & Service 7042 · Paradise Supplies & Chemicals 7023 · Janitorial Supplies & Service	Belvedere Tiburon:Paradise Cove Tiburon	-31.18 -2.25 -53.31
TOTAL						-86.74
02/09/21	8033	Alliant Insurance Services	Acct #SANDIS-03, Auto Ins. Policy Renewal FY20-21, Feb 2021 FY 20-21 Auto/Public Entity Physical Damage Policy Rider, February 2021 FY 20-21 Auto/Public Entity Physical Damage Policy Rider, February 2021 FY 20-21 Auto/Public Entity Physical Damage Policy Rider, February 2021	JP Morgan Chase - Primary 7399 6033.3 · Physical Property Damage - Auto 6033.3 · Physical Property Damage - Auto 6033.3 · Physical Property Damage - Auto	Belvedere Tiburon:Paradise Cove Tiburon	-5.03 -0.36 -8.61
TOTAL						-14.00
02/09/21	8034	AT&T	Acct #960732-76375559, January 2021 PC Plant Telephones, January 2021 PC Pumps & Lines Telephones, January 2021 Tib Pumps & Lines Telephones, January 2021	JP Morgan Chase - Primary 7399 8532 · Paradise Cove Telephones 8533 · Pumps & Lines Telephones 8533 · Pumps & Lines Telephones	Tiburon:Paradise Cove Tiburon:Paradise Cove Tiburon	-332.84 -175.07 -308.19
TOTAL						-816.10
02/09/21	8035	Banshee Networks, Inc.	Computer/IT Support, November & December, 2020 Inv #14678+#14679, Troubleshooting, IT & security renewals + maintenance of a... Inv #14678+#14679, Troubleshooting, IT & security renewals + maintenance of a... Inv #14678+#14679, Troubleshooting, IT & security renewals + maintenance of a...	JP Morgan Chase - Primary 7399 8510 · Data/Alarms/IT Supp & Licensing 8510 · Data/Alarms/IT Supp & Licensing 8510 · Data/Alarms/IT Supp & Licensing	Belvedere Tiburon:Paradise Cove Tiburon	-1,082.99 -78.02 -1,851.49
TOTAL						-3,012.50

Sanitary Distr. No.5 of Marin Co.

Warrant List Detail

January 8 through February 9, 2021

02/04/21

Date	Num	Name	Memo	Account	Class	Paid Amount
02/09/21	8036	Brelje and Race Laboratories, Inc.	M.P./P.C. Plant Samples, December 2020	JP Morgan Chase - Primary 7399		
			Inv #132029, M.P. Samples for December 2020	7051 · Main Plant Lab Monitoring	Belvedere	-485.37
			Inv #132029, P.C. Samples for December 2020	7052 · Paradise Cove Monitoring	Tiburon:Paradise Cove	-175.00
			Inv #132029, M.P. Samples for December 2020	7051 · Main Plant Lab Monitoring	Tiburon	-829.63
			Inv #132146, P.C. Add'l Req'd Samples for December 2020	7052 · Paradise Cove Monitoring	Tiburon:Paradise Cove	-280.00
TOTAL						-1,770.00
02/09/21	8037	Cal-Steam	Cust ID# 89563, Safety, January 2021	JP Morgan Chase - Primary 7399		
			Inv #3974283, M.P. Supplies, January 2021	7021 · Plant Maintenance Supplies	Belvedere	-11.81
			Inv #3974283, M.P. Supplies, January 2021	7021 · Plant Maintenance Supplies	Tiburon:Paradise Cove	-20.20
TOTAL						-32.01
02/09/21	8038	Caltest Analytical Laboratory	M.P./P.C. Lab Sampling, January 2021	JP Morgan Chase - Primary 7399		
			M.P. - B: #6315, #8191, #8086, #7959, #7499, #7723, January 2021	7051 · Main Plant Lab Monitoring	Belvedere	-738.11
			P.C.: Inv #7856, #7987, January 2021	7052 · Paradise Cove Monitoring	Tiburon:Paradise Cove	-1,849.50
			M.P. - T: #6315, #8191, #8086, #7959, #7499, #7723, January 2021	7051 · Main Plant Lab Monitoring	Tiburon	-1,261.64
TOTAL						-3,849.25
02/09/21	8039	Caltronics Business Systems, Inc.	Acct #SD15, Multi-purpose Copier Contract, January 2021	JP Morgan Chase - Primary 7399		
			Inv #3184105, Konica Multi-purpose copier (C308) contract, January 2021	6047 · Office Supplies	Belvedere	-47.68
			Inv #3184105, Konica Multi-purpose copier (C308) contract, January 2021	6047 · Office Supplies	Tiburon:Paradise Cove	-3.44
			Inv #3184105, Konica Multi-purpose copier (C308) contract, January 2021	6047 · Office Supplies	Tiburon	-81.52
TOTAL						-132.64
02/09/21	8040	Cornely Company	Cust ID: SANDIST, Boiler Repair & Service, December 2020 - January 2021	JP Morgan Chase - Primary 7399		
			Inv #21149, M.P. Boiler repair and service, Dece 2020 - January 2021	7022 · Plant Maint. Parts & Service	Belvedere	-2,118.09
			Inv #21149, M.P. Boiler repair and service, Dece 2020 - January 2021	7022 · Plant Maint. Parts & Service	Tiburon	-3,620.43
TOTAL						-5,738.52
02/09/21	8041	Cintas Corporation #626	Acct #626-00821, PPE/Safetywear + Service, January 2021	JP Morgan Chase - Primary 7399		
			#4074460611, #4073800618, #4073142090, #4072530797, PPE/Safetywear, Ja...	8520 · Personal Protection/Safety Wear	Belvedere	-69.72
			#4074460611, #4073800618, #4073142090, #4072530797, PPE/Safetywear, Ja...	8520 · Personal Protection/Safety Wear	Tiburon:Paradise Cove	-5.02
			#4074460611, #4073800618, #4073142090, #4072530797, PPE/Safetywear, Ja...	8520 · Personal Protection/Safety Wear	Tiburon	-119.20
TOTAL						-193.94
02/09/21	8042	CSRMA California Sanitation Risk ...	PLP Deposit & Fees, JPA Chgs & Retro Adjmt - 2020 - 2022 (FY21-22 AJE)	JP Morgan Chase - Primary 7399		
			Inv #6736, PLP Pooled Deposit (12.31.2020-6.30.2021)	6033.2 · General Liability	Belvedere	-3,024.29
			Inv #6736, PLP Pooled Deposit (12.31.2020-6.30.2021)	6033.2 · General Liability	Tiburon:Paradise Cove	-217.88
			Inv #6736, PLP Pooled Deposit (12.31.2020-6.30.2021)	6033.2 · General Liability	Tiburon	-5,170.33
			Inv #6736, PLP Excess Ins. Premium (12.31.2020-6.30.2021)	6033.2 · General Liability	Belvedere	-2,565.75
			Inv #6736, PLP Excess Ins. Premium (12.31.2020-6.30.2021)	6033.2 · General Liability	Tiburon:Paradise Cove	-184.85
			Inv #6736, PLP Excess Ins. Premium (12.31.2020-6.30.2021)	6033.2 · General Liability	Tiburon	-4,386.40
			Inv #6736, JPA Charge (12.31.2020-6.30.2021)	6033.2 · General Liability	Belvedere	-898.75
			Inv #6736, JPA Charge (12.31.2020-6.30.2021)	6033.2 · General Liability	Tiburon:Paradise Cove	-64.75
			Inv #6736, JPA Charge (12.31.2020-6.30.2021)	6033.2 · General Liability	Tiburon	-1,536.50
			Inv #6736, PLP Pooled Deposit Fees (PDF) (12.31.2020-6.30.2021)	6033.2 · General Liability	Belvedere	-889.40
			Inv #6736, PLP Pooled Deposit Fees (PDF) (12.31.2020-6.30.2021)	6033.2 · General Liability	Tiburon:Paradise Cove	-64.08
			Inv #6736, PLP Pooled Deposit Fees (PDF) (12.31.2020-6.30.2021)	6033.2 · General Liability	Tiburon	-1,520.52
			nv #6736, PLP LIABILITY Retro Adjustment (FY2007/08 thru FY2017/18)	6033.2 · General Liability	Belvedere	-1,613.26
			Inv #6736, PLP LIABILITY Retro Adjustment (FY2007/08 thru FY2017/18)	6033.2 · General Liability	Tiburon:Paradise Cove	-116.23
			Inv #6736, PLP LIABILITY Retro Adjustment (FY2007/08 thru FY2017/18)	6033.2 · General Liability	Tiburon	-2,758.01
			Inv #6736, PLP Pooled Deposit (7.1.21-12.31.21) (FY2021-2022 AJE)	6033.2 · General Liability	Belvedere	-3,024.29
			Inv #6736, PLP Pooled Deposit (7.1.21-12.31.21) (FY2021-2022 AJE)	6033.2 · General Liability	Tiburon:Paradise Cove	-217.88

Sanitary Distr. No.5 of Marin Co.

Warrant List Detail

January 8 through February 9, 2021

02/04/21

Date	Num	Name	Memo	Account	Class	Paid Amount
			Inv #6736, PLP Pooled Deposit (7.1.21-12.31.21) (FY2021-2022 AJE)	6033.2 · General Liability	Tiburon	-5,170.33
			Inv #6736, PLP Excess Ins. Premium (7.1.21-12.31.21) (FY2021-2022 AJE)	6033.2 · General Liability	Belvedere	-2,565.75
			Inv #6736, PLP Excess Ins. Premium (7.1.21-12.31.21) (FY2021-2022 AJE)	6033.2 · General Liability	Tiburon:Paradise Cove	-184.85
			Inv #6736, PLP Excess Ins. Premium (7.1.21-12.31.21) (FY2021-2022 AJE)	6033.2 · General Liability	Tiburon	-4,386.40
			Inv #6736, JPA Charge (7.1.21-12.31.21) (FY2021-2022 AJE)	6033.2 · General Liability	Belvedere	-898.75
			Inv #6736, JPA Charge (7.1.21-12.31.21) (FY2021-2022 AJE)	6033.2 · General Liability	Tiburon:Paradise Cove	-64.75
			Inv #6736, JPA Charge (7.1.21-12.31.21) (FY2021-2022 AJE)	6033.2 · General Liability	Tiburon	-1,536.50
			Inv #6736, PLP Retro Adjustment (FY2007/08 thru FY2017/18)	6033.2 · General Liability	Belvedere	-889.40
			nv #6736, PLP Retro Adjustment (FY2007/08 thru FY2017/18)	6033.2 · General Liability	Tiburon:Paradise Cove	-64.08
			nv #6736, PLP Retro Adjustment (FY2007/08 thru FY2017/18)	6033.2 · General Liability	Tiburon	-1,520.52
			Inv #6736, PLP Pooled PDF Deposit Fees (7.1.21-12.31.21) (FY2021-2022 AJE)	6033.2 · General Liability	Belvedere	-1,613.26
			Inv #6736, PLP Pooled PDF Deposit Fees (7.1.21-12.31.21) (FY2021-2022 AJE)	6033.2 · General Liability	Tiburon:Paradise Cove	-116.23
			Inv #6736, PLP Pooled PDF Deposit Fees (7.1.21-12.31.21) (FY2021-2022 AJE)	6033.2 · General Liability	Tiburon	-2,758.01
			Inv #6768, W.C. Final Premium Audit for PY30, 7.1.19 - 7.1.20	8023 · Workers Comp Insurance	Belvedere	-608.99
			Inv #6768, W.C. Final Premium Audit for PY30, 7.1.19 - 7.1.20	8023 · Workers Comp Insurance	Tiburon:Paradise Cove	-43.87
			Inv #6768, W.C. Final Premium Audit for PY30, 7.1.19 - 7.1.20	8023 · Workers Comp Insurance	Tiburon	-1,041.14
TOTAL						-51,716.00
02/09/21	8043	Cummins Pacific Power Systems	Cust. #: 266183, BPS#2 Parts Rplcmnt, December 2020	JP Morgan Chase - Primary 7399		
			Inv #X5-72632, P&L - BPS#2, replacement parts, December 2020	9307 · PS Generator Replacement	Belvedere	-189.69
TOTAL						-189.69
02/09/21	8044	CWEA	Certificate Renewals, February 2021 (AJE FY21-22)	JP Morgan Chase - Primary 7399		
			S Driscoll (ID#34976), Collxn Syst. Maint. (G3), 4.1.2021 - 6.30.2021	6025 · Dues & Subscriptions	Belvedere	-9.08
			S Driscoll (ID#34976), Collxn Syst. Maint. (G3), 4.1.2021 - 6.30.2021	6025 · Dues & Subscriptions	Tiburon:Paradise Cove	-0.65
			S Driscoll (ID#34976), Collxn Syst. Maint. (G3), 4.1.2021 - 6.30.2021	6025 · Dues & Subscriptions	Tiburon	-15.52
			S Driscoll (ID#34976), Collxn Syst. Maint. (G3), 7.1.2021 - 3.31.2022 (AJE FY21-...)	6025 · Dues & Subscriptions	Belvedere	-27.23
			S Driscoll (ID#34976), Collxn Syst. Maint. (G3), 7.1.2021 - 3.31.2022 (AJE FY21-...)	6025 · Dues & Subscriptions	Tiburon:Paradise Cove	-1.96
			S Driscoll (ID#34976), Collxn Syst. Maint. (G3), 7.1.2021 - 3.31.2022 (AJE FY21-...)	6025 · Dues & Subscriptions	Tiburon	-46.56
			J Triola (ID#63436), CWEA Membership, Redwood Empire Section, 4.1.2021 - 6...	6025 · Dues & Subscriptions	Belvedere	-17.26
			J Triola (ID#63436), CWEA Membership, Redwood Empire Section, 4.1.2021 - 6...	6025 · Dues & Subscriptions	Tiburon:Paradise Cove	-1.24
			J Triola (ID#63436), CWEA Membership, Redwood Empire Section, 4.1.2021 - 6...	6025 · Dues & Subscriptions	Tiburon	-29.50
			J Triola (ID#63436), CWEA Membership, Redwood Empire Section, 7.1.2021 - 3...	6025 · Dues & Subscriptions	Belvedere	-51.77
			J Triola (ID#63436), CWEA Membership, Redwood Empire Section, 7.1.2021 - 3...	6025 · Dues & Subscriptions	Tiburon:Paradise Cove	-3.73
			J Triola (ID#63436), CWEA Membership, Redwood Empire Section, 7.1.2021 - 3...	6025 · Dues & Subscriptions	Tiburon	-88.50
TOTAL						-293.00
02/09/21	8045	DKF Solutions Group, LLC	My Safety Officer Monthly Subscription, February 2021	JP Morgan Chase - Primary 7399		
			Inv #10631, My Safety Officer Monthly Subscription Fee, February 2021	8515 · Safety	Belvedere	-125.83
			Inv #10631, My Safety Officer Monthly Subscription Fee, February 2021	8515 · Safety	Tiburon:Paradise Cove	-9.07
			Inv #10631, My Safety Officer Monthly Subscription Fee, February 2021	8515 · Safety	Tiburon	-215.10
TOTAL						-350.00
02/09/21	8046	Downing Heating & Air Conditionin...	P&L, BPS#2, January 2021	JP Morgan Chase - Primary 7399		
			Inv #S68313, BPS#2 generator vent duct work/service, January 2021	7022 · Plant Maint. Parts & Service	Belvedere	-2,162.92
			Inv #S68313, BPS#2 generator vent duct work/service, January 2021	7022 · Plant Maint. Parts & Service	Tiburon	-3,697.06
TOTAL						-5,859.98
02/09/21	8047	eNPDES.com & Associates	M.P. & P.C. Palnt, NPDES Permit Software, Aug '21 - July '22 (AJE FY21-22)	JP Morgan Chase - Primary 7399		
			M.P. NPDES Permit software, Flat Fee for Tech Support, 8.01.21 - 6.30.22	8510 · Data/Alarms/IT Supp & Licensing	Belvedere	-543.74
			M.P. NPDES Permit software, Flat Fee for Tech Support, 8.01.21 - 6.30.22	8510 · Data/Alarms/IT Supp & Licensing	Tiburon:Paradise Cove	-39.17
			M.P. NPDES Permit software, Flat Fee for Tech Support, 8.01.21 - 6.30.22	8510 · Data/Alarms/IT Supp & Licensing	Tiburon	-929.59
			M.P. NPDES Permit software, Flat Fee for Tech Support, 7.1.22 - 7.31.22 (AJE F...	8510 · Data/Alarms/IT Supp & Licensing	Belvedere	-49.43
			M.P. NPDES Permit software, Flat Fee for Tech Support, 7.1.22 - 7.31.22 (AJE F...	8510 · Data/Alarms/IT Supp & Licensing	Tiburon:Paradise Cove	-3.56
			M.P. NPDES Permit software, Flat Fee for Tech Support, 7.1.22 - 7.31.22 (AJE F...	8510 · Data/Alarms/IT Supp & Licensing	Tiburon	-84.51

Sanitary Distr. No.5 of Marin Co.

Warrant List Detail

January 8 through February 9, 2021

02/04/21

Date	Num	Name	Memo	Account	Class	Paid Amount
TOTAL						-1,650.00
02/09/21	8048	G3 Engineering, Inc.	M.P. Maint + Parts & Srvc, December 2020	JP Morgan Chase - Primary 7399		
			Inv #2020-6921, M.P. Maint, Parts & Srvc - 1/2HP Motor, Pressure Guage, etc., ...	7022 · Plant Maint. Parts & Service	Belvedere	-1,386.20
			Inv #2020-6921, M.P. Maint, Parts & Srvc - 1/2HP Motor, Pressure Guage, etc., ...	7022 · Plant Maint. Parts & Service	Tiburon	-2,369.43
TOTAL						-3,755.63
02/09/21	8049	Glosage Engineering, Inc.	P&L, January 2021	JP Morgan Chase - Primary 7399		
			P&L, Lateral Connxn at 2310 Mar East, Tiburon - January 2021	7011 · Pumps & Lines Maintenance	Tiburon	-8,850.00
TOTAL						-8,850.00
02/09/21	8050	Goodman Building Supply Co.	Acct #20070, BP&L, December 2020	JP Morgan Chase - Primary 7399		
			Inv #815993, M.P. Janitorial - keys, 1.5.2021	7023 · Janitorial Supplies & Service	Belvedere	-9.15
			Inv #815993, M.P. Janitorial - keys, 1.5.2021	7023 · Janitorial Supplies & Service	Tiburon	-15.64
TOTAL						-24.79
02/09/21	8051	Grainger	Acct #810128785, P.C. Parts & Service, December 2020	JP Morgan Chase - Primary 7399		
			Inv #810128785, Parts & Service @ P.C., Utility Pump, December 2020	7041 · Paradise Parts & Service	Tiburon:Paradise Cove	-336.98
TOTAL						-336.98
02/09/21	8052	HDR Engineering, Inc.	Consulting, MCSD5 Cllxn Sys Mstr Plan, November 2020, January 2021	JP Morgan Chase - Primary 7399		
			Inv #1200308693 & Inv #1200322484, HDR Collection System Master Plan, Nov...	6017 · Consulting Fees	Belvedere	-25,731.46
			Inv #1200308693 & Inv #1200322484, HDR Collection System Master Plan, Nov...	6017 · Consulting Fees	Tiburon:Paradise Cove	-1,853.81
			Inv #1200308693 & Inv #1200322484, HDR Collection System Master Plan, Nov...	6017 · Consulting Fees	Tiburon	-43,990.43
TOTAL						-71,575.70
02/09/21	8053	Jackson's Hardware, Inc.	Acct #7601, BPS#2, 6" Waterproof Workboot, January 2021	JP Morgan Chase - Primary 7399		
			Inv #430483, 6" Waterproof Workboot, January 2021	7011 · Pumps & Lines Maintenance	Belvedere	-43.10
			Inv #430483, 6" Waterproof Workboot, January 2021	7011 · Pumps & Lines Maintenance	Tiburon:Paradise Cove	-3.11
			Inv #430483, 6" Waterproof Workboot, January 2021	7011 · Pumps & Lines Maintenance	Tiburon	-73.68
TOTAL						-119.89
02/09/21	8054	JM Integration, LLC	M.P. Parts & Service, January 2021	JP Morgan Chase - Primary 7399		
			Inv #210444, M.P. Parts & Service Hypo tank repair, January 2021	7041 · Paradise Parts & Service	Belvedere	-602.98
			Inv #210444, M.P. Parts & Service Hypo tank repair, January 2021	7041 · Paradise Parts & Service	Tiburon	-1,030.66
TOTAL						-1,633.64
02/09/21	8055	Larry Walker Associates, Inc.	Tech Support for M.P. NPDES Reg. Assistance, November & December 2020	JP Morgan Chase - Primary 7399		
			Inv #00113.10-15 & Inv #00113.10-16, Regulatory Assistance, thru November & ...	7061 · Main Plant NPDES Renewal	Belvedere	-327.21
			Inv #00113.10-15 & Inv #00113.10-16, Regulatory Assistance, thru November & ...	7061 · Main Plant NPDES Renewal	Tiburon	-559.29
TOTAL						-886.50
02/09/21	8056	Lystek Int'l, LTD	Biosolids Transport, January 2021	JP Morgan Chase - Primary 7399		
			Inv #153-362, Biosolids Transport to Lystek Facility, January 2021	7029 · Main Plant Sludge Disposal	Belvedere	-274.83
			Inv #153-362, Biosolids Transport to Lystek Facility, January 2021	7029 · Main Plant Sludge Disposal	Tiburon	-469.77



Sanitary Distr. No.5 of Marin Co.

Warrant List Detail

January 8 through February 9, 2021

02/04/21

Date	Num	Name	Memo	Account	Class	Paid Amount
TOTAL						-744.60
02/09/21	8057	Maltby Electric Supply Co., Inc.	Cust No.15953, BPS P&L, January 2021	JP Morgan Chase - Primary 7399		
			BPS#2 P&L, Inv #S1934814.001, January 2021	7027 · Electrical & Instrument	Belvedere	-38.08
			BPS#2 P&L, Inv #S1934814.001, January 2021	7027 · Electrical & Instrument	Tiburon	-65.10
TOTAL						-103.18
02/09/21	8058	NSI Lab Solutions, Inc.	Cust#21528, Lab Chemicals, December 2020	JP Morgan Chase - Primary 7399		
			Inv #386795, Lab Chemicals, 6 cases @ 24 Ampules Chlorine Conc, 1.00 mg/L, ...	7025 · Lab Supplies & Chemicals	Belvedere	-188.61
			Inv #386795, Lab Chemicals, 6 cases @ 24 Ampules Chlorine Conc, 1.00 mg/L, ...	7025 · Lab Supplies & Chemicals	Tiburon	-322.39
TOTAL						-511.00
02/09/21	8059	Nute Engineering Corp.	Consulting & Engr. Svcs., December 2020	JP Morgan Chase - Primary 7399		
			Inv #21304, Cove Rd Force Main Project - Belv, December 2020 (20%)	6017 · Consulting Fees	Belvedere	-2,944.65
			Inv #21304, Cove Rd Force Main Project - Tib, December 2020 (80%)	6017 · Consulting Fees	Tiburon	-11,778.60
TOTAL						-14,723.25
02/09/21	8060	PACE Supply Corp.	M.P. Maint. Supplies, January 2021	JP Morgan Chase - Primary 7399		
			Inv #046603074, Inv #046603074-1, Inv #046606921, M.P. Maintenance Supplie...	7021 · Plant Maintenance Supplies	Belvedere	-325.73
			Inv #046603074, Inv #046603074-1, Inv #046606921, M.P. Maintenance Supplie...	7021 · Plant Maintenance Supplies	Tiburon	-556.78
TOTAL						-882.51
02/09/21	8061	Pacific Water Resources	M.P. Supplies, December 2021	JP Morgan Chase - Primary 7399		
			Inv #21102, M.P. Supplies, Flowserve Mechanical Seal, December 2020	7022 · Plant Maint. Parts & Service	Belvedere	-221.46
			Inv #21102, M.P. Supplies, Flowserve Mechanical Seal, December 2020	7022 · Plant Maint. Parts & Service	Tiburon:Paradise Cove	-378.54
TOTAL						-600.00
02/09/21	8062	Peterson	Cust #:5656305, P.C. P&L, January 2021	JP Morgan Chase - Primary 7399		
			Inv #SW270052423, Maintenance at P.C. P&L, January 2021	7011 · Pumps & Lines Maintenance	Tiburon:Paradise Cove	-1,219.37
TOTAL						-1,219.37
02/09/21	8063	Roy's Sewer Service, Inc.	P&L, December 2020 - January 2021	JP Morgan Chase - Primary 7399		
			Inv #210880, Cleared line at 12 SPring Rd., as directed, 12.9.2020	7011 · Pumps & Lines Maintenance	Tiburon	-1,110.00
			Inv #211004, Cleared line at 101 Roundhill Rd., as directed, 1.12.2021	7011 · Pumps & Lines Maintenance	Tiburon	-199.00
			Inv #211127, Cleared line at 54 Alcatraz Ave., as directed, 12.27.2020	7011 · Pumps & Lines Maintenance	Belvedere	-700.00
			Inv #211205, Clear line at 1819 Straights View, as directed, 1.8.2021	7011 · Pumps & Lines Maintenance	Tiburon	-525.00
			Inv #210916, Cleared slow 2" floor drain at M.P., as directed, 1.4.2021	7011 · Pumps & Lines Maintenance	Belvedere	-102.43
			Inv #210916, Cleared slow 2" floor drain at M.P., as directed, 1.4.2021	7011 · Pumps & Lines Maintenance	Tiburon	-175.07
TOTAL						-2,811.50
02/09/21	8064	SASM	Bioassay Testing, Oct-Dec, 2020	JP Morgan Chase - Primary 7399		
			Inv #3253, Bioassay testing service, Oct-Dec, 2020 (Oct & Dec tests failed - N/C ...	7051 · Main Plant Lab Monitoring	Belvedere	-221.46
			Inv #3253, Bioassay testing service, Oct-Dec, 2020 (Oct & Dec tests failed - N/C ...	7051 · Main Plant Lab Monitoring	Tiburon	-378.54
TOTAL						-600.00
02/09/21	8065	Solenis, LLC	Pyr #: 441488, M.P. Chemicals, January 2021	JP Morgan Chase - Primary 7399		
			Inv #131747304, M.P. Maint, Chemicals - Praestol for Screwpress & Rotary Dru...	7024 · Main Plant Chemicals	Belvedere	-1,577.04

Sanitary Distr. No.5 of Marin Co.

Warrant List Detail

January 8 through February 9, 2021

02/04/21

Date	Num	Name	Memo	Account	Class	Paid Amount
			Inv #131747304, M.P. Maint, Chemicals - Praestol for Screwpress & Rotary Dru...	7024 · Main Plant Chemicals	Tiburon	-2,695.63
TOTAL						-4,272.67
02/09/21	8066	TESCO Controls, Inc.	<b>Cust #TIBU, M.P. Service, January 2021</b>	<b>JP Morgan Chase - Primary 7399</b>		
			Inv #0072578-IN, M.P, Pumps #1 & #2, January 2021	7011 · Pumps & Lines Maintenance	Belvedere	-564.05
			Inv #0072578-IN, M.P, Pumps #1 & #2, January 2021	7011 · Pumps & Lines Maintenance	Tiburon	-964.12
TOTAL						-1,528.17
02/09/21	8067	U.S. Bank	<b>Acct#:4246-0441-0158-3635, December 2020 - January 2021</b>	<b>JP Morgan Chase - Primary 7399</b>		
			#0822:/9545: SD5 chekcs, 1099 & W2 forms, supplies & support, 1.21.2021, 1.1...	6008 · Audit & Accounting	Belvedere	-366.70
			#0822:/9545: SD5 chekcs, 1099 & W2 forms, supplies & support, 1.21.2021, 1.1...	6008 · Audit & Accounting	Tiburon:Paradise Cove	-26.42
			#0822:/9545: SD5 chekcs, 1099 & W2 forms, supplies & support, 1.21.2021, 1.1...	6008 · Audit & Accounting	Tiburon	-626.91
			#0822:/9545: Fastrak & Zoom, 12.24.2020, 1.2.2021	6025 · Dues & Subscriptions	Belvedere	-28.76
			#0822:/9545: Fastrak & Zoom, 12.24.2020, 1.2.2021	6025 · Dues & Subscriptions	Tiburon:Paradise Cove	-2.07
			#0822:/9545: Fastrak & Zoom, 12.24.2020, 1.2.2021	6025 · Dues & Subscriptions	Tiburon	-49.16
			#0822:/9545: Amazon: Office Supplies (calendars, binders, etc.), 12.22.2020, 12....	6047 · Office Supplies	Belvedere	-101.94
			#0822:/9545: Amazon: Office Supplies (calendars, binders, etc.), 12.22.2020, 12....	6047 · Office Supplies	Tiburon:Paradise Cove	-7.34
			#0822:/9545: Amazon: Office Supplies (calendars, binders, etc.), 12.22.2020, 12....	6047 · Office Supplies	Tiburon	-174.28
			#0822:/9545: Stamps, 12.24.2020	6056 · Postage	Belvedere	-10.12
			#0822:/9545: Stamps, 12.24.2020	6056 · Postage	Tiburon:Paradise Cove	-0.73
			#0822:/9545: Stamps, 12.24.2020	6056 · Postage	Tiburon	-17.30
			#0822:/9545:M.P. Supplies, Harbor Freight & Amazon, 12.28.2020, 1.9.2021	7021 · Plant Maintenance Supplies	Belvedere	-35.05
			#0822:/9545:M.P. Supplies, Harbor Freight & Amazon, 12.28.2020, 1.9.2021	7021 · Plant Maintenance Supplies	Tiburon	-59.91
			#0822:/9545: Anitbiotic Kleenex, 1.6.2020	7023 · Janitorial Supplies & Service	Belvedere	-20.36
			#0822:/9545: Anitbiotic Kleenex, 1.6.2020	7023 · Janitorial Supplies & Service	Tiburon	-34.79
			#0822:/9545: Napa Auto Parts + Federal Signal Safety, 12.6.2020, 12.30.2020	7072 · Truck Maintenance	Belvedere	-143.46
			#0822:/9545: Napa Auto Parts + Federal Signal Safety, 12.6.2020, 12.30.2020	7072 · Truck Maintenance	Tiburon:Paradise Cove	-10.34
			#0822:/9545: Napa Auto Parts + Federal Signal Safety, 12.6.2020, 12.30.2020	7072 · Truck Maintenance	Tiburon	-245.25
			#0822:/9545: Auto lights & safety equipment, flooding prevention, EE Rights post...	8515 · Safety	Belvedere	-1,298.07
			#0822:/9545: Auto lights & safety equipment, flooding prevention, EE Rights post...	8515 · Safety	Tiburon:Paradise Cove	-93.52
			#0822:/9545: Auto lights & safety equipment, flooding prevention, EE Rights post...	8515 · Safety	Tiburon	-2,219.17
TOTAL						-5,571.65
02/09/21	8068	Univar	<b>Cust ID #STDT001, Chemicals, January, 2021</b>	<b>JP Morgan Chase - Primary 7399</b>		
			Inv #48942373, Sodium Hypochlorite 12.5% (\$0.7001/Gal), January, 2021	7024 · Main Plant Chemicals	Belvedere	-653.91
			Inv #48942373, Sodium Hypochlorite 12.5% (\$0.7001/Gal), January, 2021	7042 · Paradise Supplies & Chemicals	Tiburon:Paradise Cove	-47.11
			Inv #48942373, Sodium Hypochlorite 12.5% (\$0.7001/Gal), January, 2021	7024 · Main Plant Chemicals	Tiburon	-1,117.93
			Inv #48918256, Sodium Bisulfite 25% (\$1.1630/Gal), January, 2021	7024 · Main Plant Chemicals	Belvedere	-1,827.72
			Inv #48918256, Sodium Bisulfite 25% (\$1.1630/Gal), January, 2021	7042 · Paradise Supplies & Chemicals	Tiburon:Paradise Cove	-131.68
			Inv #48918256, Sodium Bisulfite 25% (\$1.1630/Gal), January, 2021	7024 · Main Plant Chemicals	Tiburon	-3,124.65
TOTAL						-6,903.00
02/09/21	8069	USA BlueBook	<b>Cust #933682, Safety/PPE Supplies, January 2021</b>	<b>JP Morgan Chase - Primary 7399</b>		
			Inv #463756, Safety/PPE/COVID Supplies (ordered in June, 2020) - received Jan...	8515 · Safety	Belvedere	-125.37
			Inv #463756, Safety/PPE/COVID Supplies (ordered in June, 2020) - received Jan...	8515 · Safety	Tiburon	-214.29
			Inv #479581, Safety/PPE/COVID Supplies (ordered in June, 2020) - received Jan...	8515 · Safety	Belvedere	-160.05
			Inv #479581, Safety/PPE/COVID Supplies (ordered in June, 2020) - received Jan...	8515 · Safety	Tiburon	-273.58
TOTAL						-773.29
02/09/21	8070	Water Components & Building Sup...	<b>Acct #454, M.P. Maint. Supplies, January 2021</b>	<b>JP Morgan Chase - Primary 7399</b>		
			Inv #30547299, M.P. Supplies, January 2021	7021 · Plant Maintenance Supplies	Belvedere	-129.64
			Inv #30547299, M.P. Supplies, January 2021	7041 · Paradise Parts & Service	Tiburon:Paradise Cove	-221.60
			Inv #30546421, P.C. Parts & Service, January 2021	7041 · Paradise Parts & Service	Tiburon:Paradise Cove	-116.91
			Inv #30546509, M.P. Supplies, January, 2021	7021 · Plant Maintenance Supplies	Belvedere	-17.51
			Inv #30546509, M.P. Supplies, January, 2021	7021 · Plant Maintenance Supplies	Tiburon	-29.92

Sanitary Distr. No.5 of Marin Co.

Warrant List Detail

January 8 through February 9, 2021

02/04/21

Date	Num	Name	Memo	Account	Class	Paid Amount
TOTAL						-515.58
02/09/21	8071	Wintersun Chemical	<b>M.P. Chemicals, January 2021</b>	<b>JP Morgan Chase - Primary 7399</b>		
			Inv #2008547-04 M.P. Odor Control - Ferrous Chloride Solution, January 2021	7024 · Main Plant Chemicals	Belvedere	-862.32
			Inv #2008547-04 M.P. Odor Control - Ferrous Chloride Solution, January 2021	7024 · Main Plant Chemicals	Tiburon	-1,473.95
TOTAL						-2,336.27
02/09/21	8072	WorkSmart Automation, Inc.	<b>SD5 Comm System Maintenance, Nov 2020 - Jan 2021</b>	<b>JP Morgan Chase - Primary 7399</b>		
			Inv #5039, SCADA Upgrade: Install, set-up, configure + test new SCADA server...	8510 · Data/Alarms/IT Supp & Licensing	Belvedere	-2,246.88
			Inv #5039, SCADA Upgrade: Install, set-up, configure + test new SCADA server...	8510 · Data/Alarms/IT Supp & Licensing	Tiburon:Paradise Cove	-161.88
			Inv #5039, SCADA Upgrade: Install, set-up, configure + test new SCADA server...	8510 · Data/Alarms/IT Supp & Licensing	Tiburon	-3,841.25
			Inv #5072 + #5073, SCADA Upgrade: Backup License + supporting software + K...	8510 · Data/Alarms/IT Supp & Licensing	Belvedere	-4,622.12
			Inv #5072 + #5073, SCADA Upgrade: Backup License + supporting software + K...	8510 · Data/Alarms/IT Supp & Licensing	Tiburon:Paradise Cove	-333.00
			Inv #5072 + #5073, SCADA Upgrade: Backup License + supporting software + K...	8510 · Data/Alarms/IT Supp & Licensing	Tiburon	-7,901.96
TOTAL						-19,107.09
02/09/21	8073	Alvarez, Joel	<b>Reimb. for PPE/Safetywear, January 2021</b>	<b>JP Morgan Chase - Primary 7399</b>		
			Reimb. re Rain Gear, 1.26.2021	8520 · Personal Protection/Safety Wear	Belvedere	-27.24
			Reimb. re Rain Gear, 1.26.2021	8520 · Personal Protection/Safety Wear	Tiburon:Paradise Cove	-1.96
			Reimb. re Rain Gear, 1.26.2021	8520 · Personal Protection/Safety Wear	Tiburon	-46.57
			Reimb. re Safety Gear, 1.26.2021	8515 · Safety	Belvedere	-27.24
			Reimb. re Safety Gear, 1.26.2021	8515 · Safety	Tiburon:Paradise Cove	-1.96
			Reimb. re Safety Gear, 1.26.2021	8515 · Safety	Tiburon	-46.57
TOTAL						-151.54
02/09/21	8074	Bilsborough, Chad	<b>Reimb. for Cert (G2) Fees Fees, January 2021</b>	<b>JP Morgan Chase - Primary 7399</b>		
			Reimb. re SWRCB Ops Cert (G2) Fee, 1.15.2021	6020 · Continuing Education	Belvedere	-61.12
			Reimb. re SWRCB Ops Cert (G2) Fee, 1.15.2021	6020 · Continuing Education	Tiburon:Paradise Cove	-4.40
			Reimb. re SWRCB Ops Cert (G2) Fee, 1.15.2021	6020 · Continuing Education	Tiburon	-104.48
TOTAL						-170.00
02/09/21	8075	Driscoll, Stephen	<b>Reimb. CWEA Cert Renewal Reimb. + S/B Mileage reimb., Oct - Dec., 2020</b>	<b>JP Morgan Chase - Primary 7399</b>		
			CWEA Cert Renewal for Ops (G3) Certificate, 1.20.2021	6025 · Dues & Subscriptions	Belvedere	-53.93
			CWEA Cert Renewal for Ops (G3) Certificate, 1.20.2021	6025 · Dues & Subscriptions	Tiburon:Paradise Cove	-3.89
			CWEA Cert Renewal for Ops (G3) Certificate, 1.20.2021	6025 · Dues & Subscriptions	Tiburon	-92.18
			Mileage Reimb. for M.P. Standby, M.P. (B)	6018.2 · Standby Mileage Expense Reimb	Belvedere	-34.47
			Mileage Reimb. for M.P. Standby, M.P. (T)	6018.2 · Standby Mileage Expense Reimb	Tiburon	-58.91
			Mileage Reimb. for M.P. Standby - SASM	6018.2 · Standby Mileage Expense Reimb	Belvedere	-17.23
			Mileage Reimb. for M.P. Standby - SASM	6018.2 · Standby Mileage Expense Reimb	Tiburon	-29.46
TOTAL						-290.07
02/09/21	8076	La Torre, Daniel P.	<b>Standby Mileage Reimb, Oct - Dec, 2020</b>	<b>JP Morgan Chase - Primary 7399</b>		
			Standby Mileage Reimb. for Belvedere P&L, Oct - Dec, 2020	6018.2 · Standby Mileage Expense Reimb	Belvedere	-448.50
			Standby Mileage Reimb. for Tiburon P&L, Oct - Dec, 2020	6018.2 · Standby Mileage Expense Reimb	Tiburon	-34.50
TOTAL						-483.00
02/09/21	8077	Rosser, John	<b>Rain/Safety PPE, thru Jan 2021 + S/B Mi. Reimb., thru Oct 2020</b>	<b>JP Morgan Chase - Primary 7399</b>		
			Belv P&L, Standby Mi. Reimb., thru Oct 2020	6018.2 · Standby Mileage Expense Reimb	Belvedere	-100.72
			Tib P&L, Standby Mi. Reimb., thru Oct 2020	6018.2 · Standby Mileage Expense Reimb	Tiburon	-50.36
			Reimb. re Rain Gear, 1.26.2021	8520 · Personal Protection/Safety Wear	Belvedere	-54.48
			Reimb. re Rain Gear, 1.26.2021	8520 · Personal Protection/Safety Wear	Tiburon:Paradise Cove	-3.92
			Reimb. re Rain Gear, 1.26.2021	8520 · Personal Protection/Safety Wear	Tiburon	-93.14

Sanitary Distr. No.5 of Marin Co.

Warrant List Detail

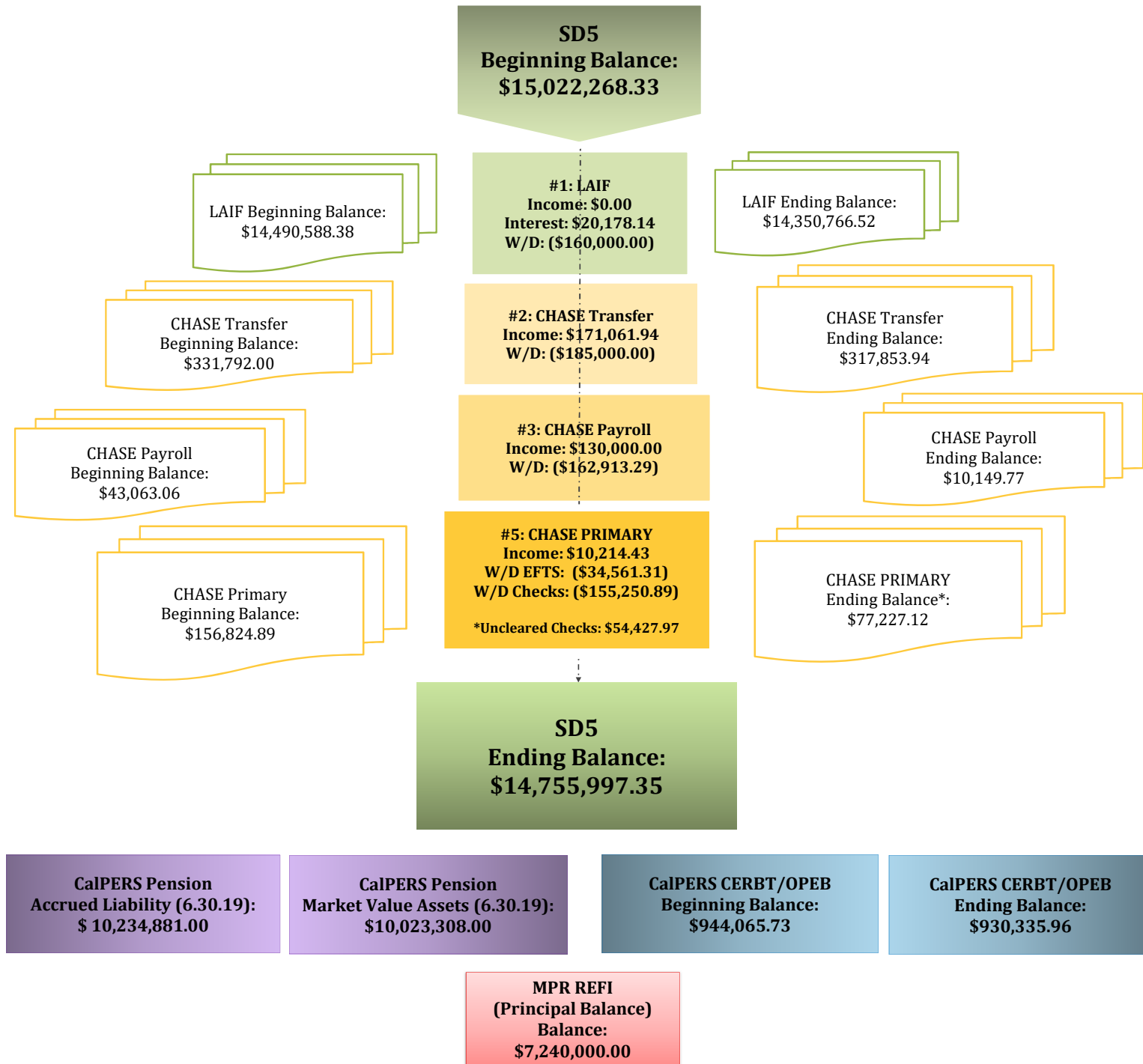
January 8 through February 9, 2021

02/04/21

Date	Num	Name	Memo	Account	Class	Paid Amount
			Reimb. re Safety Gear, 1.26.2021	8515 · Safety	Belvedere	-54.48
			Reimb. re Safety Gear, 1.26.2021	8515 · Safety	Tiburon:Paradise Cove	-3.92
			Reimb. re Safety Gear, 1.26.2021	8515 · Safety	Tiburon	-93.13
TOTAL						-454.15
02/09/21	8078	Swett, Drake	Reimb. for S/B Mileage, Sept-Oct, 2020	JP Morgan Chase - Primary 7399		
			Reimb. for S/B Mileage, Belvedere, thru 10.5.2020	6018.2 · Standby Mileage Expense Reimb	Belvedere	-105.80
			Reimb. for S/B Mileage, Belvedere, thru 1.19.2021	6018.2 · Standby Mileage Expense Reimb	Tiburon	-52.90
TOTAL						-158.70
02/09/21	8079	Triola, Joseph	Reimb. for Standby Mi., SD5 supplies, December 2020 - January 2021	JP Morgan Chase - Primary 7399		
			Belv. Standby Mi.Reimb., thru 12.27.2020	6018.2 · Standby Mileage Expense Reimb	Belvedere	-108.10
			Tib. Standby Mi.Reimb., thru 12.27.2020	6018.2 · Standby Mileage Expense Reimb	Tiburon	-54.05
			Reimb. re P&L, TPS #5	7010 · Pumps & Lines Maintenance	Tiburon	-16.92
			Reimb. re TPS#5 Load Bank, Load Bank, 1.29.2021	7027 · Electrical & Instrument	Belvedere	-6.24
			Reimb. re TPS#5 Load Bank, Load Bank + Maintenance Truck Supplies, 1.29.2021	7027 · Electrical & Instrument	Tiburon	-10.67
			Reimb. re TPS#5 Load Bank, Load Bank + Maintenance Truck Supplies, 1.29.2021	7021 · Plant Maintenance Supplies	Belvedere	-6.24
			Reimb. re TPS#5 Load Bank, Load Bank + Maintenance Truck Supplies, 1.29.2021	7021 · Plant Maintenance Supplies	Tiburon	-10.67
			Reimb. re Maintenance Truck Supplies, 1.29.2021	7070 · Truck Maintenance	Belvedere	-11.08
			Reimb. re Maintenance Truck Supplies, 1.29.2021	7070 · Truck Maintenance	Tiburon:Paradise Cove	-0.80
			Reimb. re Maintenance Truck Supplies, 1.29.2021	7070 · Truck Maintenance	Tiburon	-18.93
TOTAL						-243.70

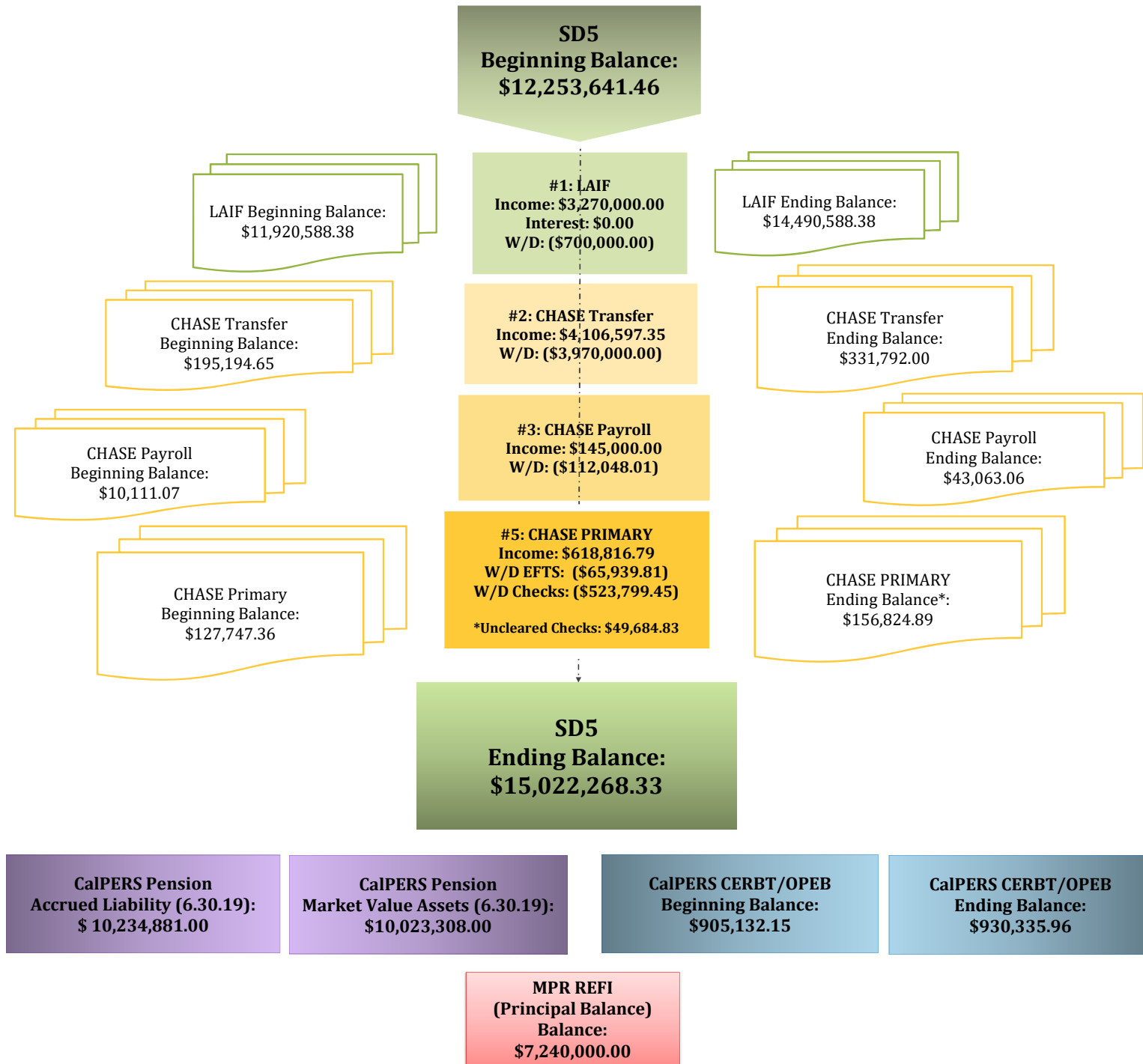
# CASH FLOW CHART

SANITARY DISTRICT NO. 5 OF MARIN COUNTY: JANUARY 2021



# CASH FLOW CHART

SANITARY DISTRICT NO. 5 OF MARIN COUNTY: December 2020



JAN 12, 2021

SANITARY DISTRICT NO 5 - 0400-2116  
PO BOX 227  
BELVEDERE TIBURON, CA 94920

CHECK DATE : 01/15/2021 WEEK 3  
PERIOD BEGIN : 01/01/2021  
PERIOD END : 01/15/2021

Dear Paychex Preview Client,

Enclosed are your payroll reports and checks. Please verify that all information is accurate and correct. If there are any questions or concerns, please contact us immediately.

If you have tax deposits due, ensure the deposits are initiated at least one banking day prior to the due date to avoid penalties. We will assume that these deposits were made on the due dates and they will be reflected on your returns accordingly.

This is a summary of your payroll transactions of the check date of 01/15/2021. It does not reflect miscellaneous administrative charges. Please refer to your Paychex Human Resource Services invoice(s) for any additional cash required for this check date.

**PAYROLL TOTALS**

DIRECT DEPOSIT DEBITED FROM YOUR ACCOUNT	35442.52		
READYCHEX DEBITED FROM YOUR ACCOUNT	0.00	NUMBER OF PAYROLL CHECKS	15
<b>TOTAL NET PAYROLL</b>	<b>35442.52</b>		
BILLING PAYMENT	387.50 ✓	Withdrawal made by PAYCHEX INC. on above check date.	
AMOUNT DEBITED FROM TAX ACCOUNT	21280.46 ✓		
TOTAL TAX LIABILITY DUE BY CLIENT	0.00		
<b>TOTAL TAX LIABILITY</b>	<b>22538.76 ✓</b>	<b>NUMBER OF CHECKS PRINTED</b>	<b>15</b>
<b>ADJUSTMENTS TO TAX LIABILITY</b>			
FFCRA CREDIT APPLIED			
FEDERAL WITHHOLDING	-1258.30 ✓		
EE/ER MEDICARE	-0.00		
EE/ER OASDI	-0.00		
<b>TOTAL ADJUSTMENTS</b>	<b>-1258.30 ✓</b>		
<b>TOTAL NET PAYROLL, TAX LIABILITY, AND SERVICES</b>	<b>56722.98</b>		
<b>TOTAL COST OF PAYROLL</b>	<b>57110.48</b> ⑨	NUMBER OF MANUAL/VOID TRANSACTIONS	0

**Important: If you filed Form 7200, Advance Payment of Employer Credits Due to COVID-19, please notify your Paychex representative so that credits are accurately reported on Form 941.**

JAN 26, 2021

SANITARY DISTRICT NO 5 - 0400-2116  
PO BOX 227  
BELVEDERE TIBURON, CA 94920

CHECK DATE : 01/29/2021 WEEK 5  
PERIOD BEGIN : 01/16/2021  
PERIOD END : 01/31/2021

02  
12

Dear Paychex Preview Client,

Enclosed are your payroll reports and checks. Please verify that all information is accurate and correct. If there are any questions or concerns, please contact us immediately.

If you have tax deposits due, ensure the deposits are initiated at least one banking day prior to the due date to avoid penalties. We will assume that these deposits were made on the due dates and they will be reflected on your returns accordingly.

This is a summary of your payroll transactions of the check date of 01/29/2021. It does not reflect miscellaneous administrative charges. Please refer to your Paychex Human Resource Services invoice(s) for any additional cash required for this check date.

**PAYROLL TOTALS**

DIRECT DEPOSIT DEBITED FROM YOUR ACCOUNT	40350.65		
READYCHEX DEBITED FROM YOUR ACCOUNT	0.00	NUMBER OF PAYROLL CHECKS	17
<b>TOTAL NET PAYROLL</b>	<b>40350.65</b>		

BILLING PAYMENT	452.90 ✓	Withdrawal made by PAYCHEX INC. on above check date.
-----------------	----------	--

AMOUNT DEBITED FROM TAX ACCOUNT	22701.96		
TOTAL TAX LIABILITY DUE BY CLIENT	0.00		
<b>TOTAL TAX LIABILITY</b>	<b>23645.69 ✓</b>	<b>NUMBER OF CHECKS PRINTED</b>	<b>17</b>

**ADJUSTMENTS TO TAX LIABILITY**

FFCRA CREDIT APPLIED			
FEDERAL WITHHOLDING	-943.73		
EE/ER MEDICARE	-0.00		
EE/ER OASDI	-0.00		
<b>TOTAL ADJUSTMENTS</b>	<b>-943.73 ✓</b>		
<b>TOTAL NET PAYROLL, TAX LIABILITY, AND SERVICES</b>	<b>63052.61</b>		
<b>TOTAL COST OF PAYROLL</b>	<b>63505.51</b>	<b>NUMBER OF MANUAL/VOID TRANSACTIONS</b>	<b>0</b>

**Important: If you filed Form 7200, Advance Payment of Employer Credits Due to COVID-19, please notify your Paychex representative so that credits are accurately reported on Form 941.**



**Sanitary Distr. No.5 of Marin Co.  
Comparative Balance Sheet  
As of January 31, 2021**

	<u>Jan 31, 21</u>	<u>Dec 31, 20</u>	<u>\$ Change</u>
<b>ASSETS</b>			
<b>Current Assets</b>			
<b>Checking/Savings</b>			
<b>Local Agency Investment Fund</b>			
<b>Belvedere</b>			
Belvedere Operating	3,352,408.12	3,425,939.22	-73,531.10
Belvedere Operating Reserve	516,923.05	516,923.05	0.00
Belvedere Capital & CIP Reserve	1,816,226.34	1,854,182.26	-37,955.92
Belvedere PERS Retirement Trust	366,215.00	366,215.00	0.00
Belvedere Disaster Recovery Fnd	356,250.00	356,250.00	0.00
<b>Total Belvedere</b>	<u>6,408,022.51</u>	<u>6,519,509.53</u>	<u>-111,487.02</u>
<b>Tiburon</b>			
Tiburon Operating	1,913,243.21	1,952,301.15	-39,057.94
Tiburon Operating Reserve	683,930.00	683,930.00	0.00
Tiburon Capital & CIP Reserve	3,688,080.80	3,677,357.70	10,723.10
Tiburon PERS Retirement Trust	661,740.00	661,740.00	0.00
Tiburon Disaster Recovery Fund	643,750.00	643,750.00	0.00
<b>Total Tiburon</b>	<u>7,590,744.01</u>	<u>7,619,078.85</u>	<u>-28,334.84</u>
<b>Local Agency Investment Fund - Other</b>	<u>352,000.00</u>	<u>352,000.00</u>	<u>0.00</u>
<b>Total Local Agency Investment Fund</b>	<u>14,350,766.52</u>	<u>14,490,588.38</u>	<u>-139,821.86</u>
<b>JP Morgan Chase - Primary 7399</b>	19,799.15	128,760.98	-108,961.83
<b>JP Morgan Chase - Payroll 7506</b>	10,149.77	7,534.36	2,615.41
<b>JP Morgan Chase - Transfer 7522</b>	317,853.94	331,792.00	-13,938.06
<b>Total Checking/Savings</b>	<u>14,698,569.38</u>	<u>14,958,675.72</u>	<u>-260,106.34</u>
<b>Accounts Receivable</b>			
Accounts Receivable	18,595.43	975.00	17,620.43
<b>Total Accounts Receivable</b>	<u>18,595.43</u>	<u>975.00</u>	<u>17,620.43</u>
<b>Other Current Assets</b>			
Petty Cash	881.92	881.92	0.00
<b>Total Other Current Assets</b>	<u>881.92</u>	<u>881.92</u>	<u>0.00</u>
<b>Total Current Assets</b>	<u>14,718,046.73</u>	<u>14,960,532.64</u>	<u>-242,485.91</u>
<b>Fixed Assets</b>	19,228,004.19	19,228,004.19	0.00
<b>Other Assets</b>			
Debt Issuance Cost	93,188.00	93,188.00	0.00
<b>Total Other Assets</b>	<u>93,188.00</u>	<u>93,188.00</u>	<u>0.00</u>
<b>TOTAL ASSETS</b>	<u><b>34,039,238.92</b></u>	<u><b>34,281,724.83</b></u>	<u><b>-242,485.91</b></u>
<b>LIABILITIES &amp; EQUITY</b>	34,039,238.92	34,281,724.83	-242,485.91

**Sanitary Distr. No.5 of Marin Co.**  
**Annual Budget vs Actual Expenses**  
 July 2020 through January 2021

	Jul '20 - Jan 21	Budget	\$ Over Budget	% of Bu...
<b>Ordinary Income/Expense</b>				
<b>Income</b>				
<b>5000 · Property Taxes</b>				
5001.2 · TEETER	479,514.16	700,000.00	-220,485.84	68.5%
5002 · UNSEC	16,276.23	13,000.00	3,276.23	125.2%
5003 · PUNS / PRIOR UNSECURED	493.50	0.00	493.50	100.0%
5004 · REDEMPTION / RDMPT	461.84	500.00	-38.16	92.4%
5006 · SPLU	332.41	100.00	232.41	332.4%
5041 · SUPSEC	7,158.65	15,000.00	-7,841.35	47.7%
5043 · SECU	86.54	0.00	86.54	100.0%
5046 · Excess ERAF	228,132.83	250,000.00	-21,867.17	91.3%
5280 · HOPTR	1,844.73	3,333.00	-1,488.27	55.3%
5483 · Other tax	3,691.39			
<b>Total 5000 · Property Taxes</b>	<b>737,992.28</b>	<b>981,933.00</b>	<b>-243,940.72</b>	<b>75.2%</b>
<b>5007 · Sewer Service Charge</b>				
5007.1 · Sewer Service - Tiburon Ops	1,358,301.61	2,523,700.00	-1,165,398.39	53.8%
5007.5 · Sewer Service - Tiburon Cap	65,285.72	121,313.00	-56,027.28	53.8%
5007.2 · Sewer Service-Belv Ops	775,841.78	1,400,843.00	-625,001.22	55.4%
5007.3 · Sewer Service-Belv Cap	506,541.33	914,600.00	-408,058.67	55.4%
5007.4 · Other User Fees	0.00	24,826.00	-24,826.00	0.0%
<b>Total 5007 · Sewer Service Charge</b>	<b>2,705,970.44</b>	<b>4,985,282.00</b>	<b>-2,279,311.56</b>	<b>54.3%</b>
<b>5201 · Interest</b>				
5201.1 · Interest County of Marin	136.53			
5201.2 · Interest LAIF	51,298.07	156,402.00	-105,103.93	32.8%
<b>Total 5201 · Interest</b>	<b>51,434.60</b>	<b>156,402.00</b>	<b>-104,967.40</b>	<b>32.9%</b>
<b>5900.3 · Connection Fees</b>				
5900.30 · Connection Permit Fees	4,575.00	11,062.00	-6,487.00	41.4%
5900.31 · Collection	55,836.50	100,000.00	-44,163.50	55.8%
5900.34 · Treatment	53,164.50	100,000.00	-46,835.50	53.2%
<b>Total 5900.3 · Connection Fees</b>	<b>113,576.00</b>	<b>211,062.00</b>	<b>-97,486.00</b>	<b>53.8%</b>
<b>5900.4 · Inspection Permit Fees</b>	10,547.00	11,062.00	-515.00	95.3%
<b>5900.5 · SASM Expense Reimb.</b>	35,240.86	101,680.00	-66,439.14	34.7%
<b>5900.9 · Other Income</b>	0.00	100.00	-100.00	0.0%
<b>5900.10 · Paradise Sewer Line Ext. Fees</b>	0.00	13,806.00	-13,806.00	0.0%
<b>Total Income</b>	<b>3,654,761.18</b>	<b>6,461,327.00</b>	<b>-2,806,565.82</b>	<b>56.6%</b>
<b>Gross Profit</b>	<b>3,654,761.18</b>	<b>6,461,327.00</b>	<b>-2,806,565.82</b>	<b>56.6%</b>
<b>Expense</b>				
<b>6000 · Administrative Expenses</b>				
6001 · Advertising	0.00	1,000.00	-1,000.00	0.0%
6008 · Audit & Accounting	25,650.00	35,000.00	-9,350.00	73.3%
6017 · Consulting Fees	178,845.89	200,000.00	-21,154.11	89.4%
6018 · Travel & Meetings				
6018.1 · Meetings & Travel	1,903.11	7,000.00	-5,096.89	27.2%
6018.2 · Standby Mileage Expense Reimb	4,248.33	8,000.00	-3,751.67	53.1%
<b>Total 6018 · Travel &amp; Meetings</b>	<b>6,151.44</b>	<b>15,000.00</b>	<b>-8,848.56</b>	<b>41.0%</b>
<b>6020 · Continuing Education</b>	2,831.78	10,000.00	-7,168.22	28.3%
<b>6021 · County Fees</b>	10,358.00	16,500.00	-6,142.00	62.8%
<b>6024 · Director Fees</b>	2,700.00	9,000.00	-6,300.00	30.0%
<b>6025 · Dues &amp; Subscriptions</b>	24,025.79	34,000.00	-9,974.21	70.7%
<b>6026 · Elections</b>	0.00	9,000.00	-9,000.00	0.0%
<b>6033 · Insurance Property &amp; Liability</b>				
6033.1 · PLP Public Entity Phys Damage	25,857.00	23,301.00	2,556.00	111.0%
6033.2 · General Liability	18,326.00	43,291.00	-24,965.00	42.3%
6033.3 · Physical Property Damage - Auto	3,716.00	1,435.00	2,281.00	259.0%
<b>Total 6033 · Insurance Property &amp; Liability</b>	<b>47,899.00</b>	<b>68,027.00</b>	<b>-20,128.00</b>	<b>70.4%</b>

**Sanitary Distr. No.5 of Marin Co.**  
**Annual Budget vs Actual Expenses**  
July 2020 through January 2021

	Jul '20 - Jan 21	Budget	\$ Over Budget	% of Bu...
6039 · Legal	11,106.00	50,000.00	-38,894.00	22.2%
6047 · Office Supplies	6,691.97	13,000.00	-6,308.03	51.5%
6056 · Postage	272.51	1,000.00	-727.49	27.3%
6059 · Pollution Prevention/Public Edu	3,526.19	5,000.00	-1,473.81	70.5%
6065 · Miscellaneous Expense	59.95			
<b>Total 6000 · Administrative Expenses</b>	<b>320,118.52</b>	<b>466,527.00</b>	<b>-146,408.48</b>	<b>68.6%</b>
<b>7000 · Ops &amp; Maintenance Expenses</b>				
7010 · Pumps & Lines Maintenance				
7011 · Pumps & Lines Maintenance	53,248.85	50,000.00	3,248.85	106.5%
7013 · Emergency Line Repair	-18,991.09	50,000.00	-68,991.09	-38.0%
<b>Total 7010 · Pumps &amp; Lines Maintenance</b>	<b>34,257.76</b>	<b>100,000.00</b>	<b>-65,742.24</b>	<b>34.3%</b>
7020 · Main Plant Maintenance				
7021 · Plant Maintenance Supplies	18,176.14	15,000.00	3,176.14	121.2%
7022 · Plant Maint. Parts & Service	33,150.57	100,000.00	-66,849.43	33.2%
7023 · Janitorial Supplies & Service	3,617.41	9,000.00	-5,382.59	40.2%
7024 · Main Plant Chemicals	36,544.58	105,000.00	-68,455.42	34.8%
7025 · Lab Supplies & Chemicals	5,881.62	15,000.00	-9,118.38	39.2%
7027 · Electrical & Instrument	2,307.75	5,000.00	-2,692.25	46.2%
7028 · Grounds Maintenance	279.36	5,000.00	-4,720.64	5.6%
7029 · Main Plant Sludge Disposal	20,162.48	40,000.00	-19,837.52	50.4%
<b>Total 7020 · Main Plant Maintenance</b>	<b>120,119.91</b>	<b>294,000.00</b>	<b>-173,880.09</b>	<b>40.9%</b>
7040 · Paradise Cove Plant Maint				
7041 · Paradise Parts & Service	7,246.71	10,000.00	-2,753.29	72.5%
7042 · Paradise Supplies & Chemicals	5,649.53	5,000.00	649.53	113.0%
7043 · Paradise Sludge Disposal	2,645.00	8,000.00	-5,355.00	33.1%
<b>Total 7040 · Paradise Cove Plant Maint</b>	<b>15,541.24</b>	<b>23,000.00</b>	<b>-7,458.76</b>	<b>67.6%</b>
7050 · Monitoring				
7051 · Main Plant Lab Monitoring	17,884.85	50,000.00	-32,115.15	35.8%
7052 · Paradise Cove Monitoring	4,490.60	15,000.00	-10,509.40	29.9%
7053 · Chronic Toxicity Program Eval	1,974.50			
<b>Total 7050 · Monitoring</b>	<b>24,349.95</b>	<b>65,000.00</b>	<b>-40,650.05</b>	<b>37.5%</b>
7060 · Permits/Fees				
7061 · Main Plant NPDES Renewal	7,683.00			
7062 · Permits/Fees - General	39,061.18	41,000.00	-1,938.82	95.3%
7063 · Paradise Cove Permits/Fees	7,667.94	8,000.00	-332.06	95.8%
7064 · Paradise Cove NPDES Renewal	0.00	40,000.00	-40,000.00	0.0%
<b>Total 7060 · Permits/Fees</b>	<b>54,412.12</b>	<b>89,000.00</b>	<b>-34,587.88</b>	<b>61.1%</b>
7070 · Truck Maintenance				
7071 · Fuel	5,063.87	8,000.00	-2,936.13	63.3%
7072 · Truck Maintenance	17,444.78	8,000.00	9,444.78	218.1%
<b>Total 7070 · Truck Maintenance</b>	<b>22,508.65</b>	<b>16,000.00</b>	<b>6,508.65</b>	<b>140.7%</b>
<b>Total 7000 · Ops &amp; Maintenance Expenses</b>	<b>271,189.63</b>	<b>587,000.00</b>	<b>-315,810.37</b>	<b>46.2%</b>
<b>8000 · Salaries and Benefits Expenses</b>				
8001 · Salaries	684,609.72	1,143,549.00	-458,939.28	59.9%
8003 · Overtime	64,695.52	100,000.00	-35,304.48	64.7%
8004 · Standby Pay	40,930.72	72,450.00	-31,519.28	56.5%
8005 · Employee Incentives	12,000.00	45,000.00	-33,000.00	26.7%
8006 · Vacation Buyout	17,486.60	25,000.00	-7,513.40	69.9%
8013 · Payroll Taxes	53,493.75	98,212.00	-44,718.25	54.5%
8015 · Payroll/Bank Fees	3,866.26	5,500.00	-1,633.74	70.3%
8016 · Car Allowance	6,000.01	6,000.00	0.01	100.0%
8019 · PERS Retirement				
8019.05 · PERS Retirement	71,429.94	253,061.00	-181,631.06	28.2%
8019.08 · PERS Retirement - CalPERS UAL	96,367.00	20,000.00	76,367.00	481.8%
8019.10 · PERS Retirement Trust	0.00	313,250.00	-313,250.00	0.0%
8019 · PERS Retirement - Other	950.00			
<b>Total 8019 · PERS Retirement</b>	<b>168,746.94</b>	<b>586,311.00</b>	<b>-417,564.06</b>	<b>28.8%</b>

## Sanitary Distr. No.5 of Marin Co. Annual Budget vs Actual Expenses July 2020 through January 2021

	Jul '20 - Jan 21	Budget	\$ Over Budget	% of Bu...
<b>8020 · Employee Health</b>				
8020.05 · Employee Health	113,684.23	200,653.00	-86,968.77	56.7%
8021 · Employee Health Deductions	-1,737.12			
<b>Total 8020 · Employee Health</b>	111,947.11	200,653.00	-88,705.89	55.8%
<b>8022 · Retiree Health</b>				
8022.05 · Retiree Health	52,848.03	80,994.00	-28,145.97	65.2%
8022.10 · CERBT/OPEB Annual Arc Contribtn	0.00	72,400.00	-72,400.00	0.0%
<b>Total 8022 · Retiree Health</b>	52,848.03	153,394.00	-100,545.97	34.5%
<b>8023 · Workers Comp Insurance</b>	39,624.00	50,250.00	-10,626.00	78.9%
<b>Total 8000 · Salaries and Benefits Expenses</b>	1,256,248.66	2,486,319.00	-1,230,070.34	50.5%
<b>8500 · Other Operating Expenses</b>				
8510 · Data/Alarms/IT Supp & Licensing	77,245.07	80,000.00	-2,754.93	96.6%
8515 · Safety	15,194.98	20,000.00	-4,805.02	76.0%
8520 · Personal Protection/Safety Wear	4,873.33	15,000.00	-10,126.67	32.5%
8530 · Telephone				
8531 · Main Plant Telephones	4,663.43	11,000.00	-6,336.57	42.4%
8532 · Paradise Cove Telephones	2,096.04	4,000.00	-1,903.96	52.4%
8533 · Pumps & Lines Telephones	2,878.94	7,000.00	-4,121.06	41.1%
<b>Total 8530 · Telephone</b>	9,638.41	22,000.00	-12,361.59	43.8%
8540 · Utilities				
8541 · Water	4,400.21	5,000.00	-599.79	88.0%
8542 · Main Plant Utilities	97,453.85	180,000.00	-82,546.15	54.1%
8543 · Paradise Cove Utilities	8,623.81	13,500.00	-4,876.19	63.9%
8544 · Pump Station Utilities	23,780.79	35,000.00	-11,219.21	67.9%
<b>Total 8540 · Utilities</b>	134,258.66	233,500.00	-99,241.34	57.5%
<b>Total 8500 · Other Operating Expenses</b>	241,210.45	370,500.00	-129,289.55	65.1%
<b>Total Expense</b>	2,088,767.26	3,910,346.00	-1,821,578.74	53.4%
<b>Net Ordinary Income</b>	1,565,993.92	2,550,981.00	-984,987.08	61.4%
<b>Other Income/Expense</b>				
<b>Other Expense</b>				
9100 · Capital Expenditures				
9200 · Main Plant Equipment Capital				
9209 · Screw Press Blend Redundancy	0.00	15,000.00	-15,000.00	0.0%
9212 · Headworks Grinder Replacement	23,486.90	15,000.00	8,486.90	156.6%
9218 · Generator Control Panel	0.00	35,000.00	-35,000.00	0.0%
9219 · CI2 Flash Mixer	0.00	15,000.00	-15,000.00	0.0%
9220 · M.P. Office + Bath Flooring	0.00	15,000.00	-15,000.00	0.0%
9221 · Portable Fuel Storage Tank	0.00	15,000.00	-15,000.00	0.0%
9229.8 · Vehicle Replacement	3,000.00			
<b>Total 9200 · Main Plant Equipment Capital</b>	26,486.90	110,000.00	-83,513.10	24.1%
9300 · Pumps & Lines Capital				
9303 · Lateral Camera	362.71			
9306 · PS Pump & Valve Replacements	0.00	50,000.00	-50,000.00	0.0%
9307 · PS Generator Replacement	89,828.02			
9311 · Cove Rd Force Main Project				
9311.2 · Cove Rd FM - Const, Ph I	1,547,539.23	1,200,000.00	347,539.23	129.0%
<b>Total 9311 · Cove Rd Force Main Project</b>	1,547,539.23	1,200,000.00	347,539.23	129.0%
9312 · Force Main Rehab - Mltpl Sites	0.00	700,000.00	-700,000.00	0.0%
9313 · Manholes/Rodholes	0.00	70,000.00	-70,000.00	0.0%
9314 · Portable Emergency Generators	5,570.18	75,000.00	-69,429.82	7.4%
9227.8 · Rodder/Vactor Truck	8,370.41			
<b>Total 9300 · Pumps &amp; Lines Capital</b>	1,651,670.55	2,095,000.00	-443,329.45	78.8%

**Sanitary Distr. No.5 of Marin Co.**  
**Annual Budget vs Actual Expenses**  
 July 2020 through January 2021

	Jul '20 - Jan 21	Budget	\$ Over Budget	% of Bu...
<b>9400 · Paradise Cove Capital</b>				
9401 · P.C. Sewer Line Rehab Prog	0.00	500,000.00	-500,000.00	0.0%
9402 · P.C. Flow Meter Replacement	19,501.62			
9404 · P.C. Infi WWI Access Replcmnt	0.00			
9406 · P.C. Plant Grating Replacement	0.00	20,000.00	-20,000.00	0.0%
9415 · P.C. Paint @ Treatment Plant	52,759.00			
<b>Total 9400 · Paradise Cove Capital</b>	<b>72,260.62</b>	<b>520,000.00</b>	<b>-447,739.38</b>	<b>13.9%</b>
<b>9500 · Undesignated Capital</b>				
9510 · Undesignated Cap - M.P.	0.00	25,000.00	-25,000.00	0.0%
9520 · Undesignated Cap - P.C. Plant	0.00	10,000.00	-10,000.00	0.0%
9530 · Undesignated Cap - P & L	0.00	50,000.00	-50,000.00	0.0%
<b>Total 9500 · Undesignated Capital</b>	<b>0.00</b>	<b>85,000.00</b>	<b>-85,000.00</b>	<b>0.0%</b>
<b>Total 9100 · Capital Expenditures</b>	<b>1,750,418.07</b>	<b>2,810,000.00</b>	<b>-1,059,581.93</b>	<b>62.3%</b>
<b>9700 · Debt Service</b>				
9730 · Debt Service - MPR Project				
9734 · MPR Refi - Principal	660,000.00	660,000.00	0.00	100.0%
9735 · MPR Refi - Interest	100,656.26	190,457.00	-89,800.74	52.8%
<b>Total 9730 · Debt Service - MPR Project</b>	<b>760,656.26</b>	<b>850,457.00</b>	<b>-89,800.74</b>	<b>89.4%</b>
<b>Total 9700 · Debt Service</b>	<b>760,656.26</b>	<b>850,457.00</b>	<b>-89,800.74</b>	<b>89.4%</b>
<b>Total Other Expense</b>	<b>2,511,074.33</b>	<b>3,660,457.00</b>	<b>-1,149,382.67</b>	<b>68.6%</b>
<b>Net Other Income</b>	<b>-2,511,074.33</b>	<b>-3,660,457.00</b>	<b>1,149,382.67</b>	<b>68.6%</b>
<b>Net Income</b>	<b><u>-945,080.41</u></b>	<b><u>-1,109,476.00</u></b>	<b><u>164,395.59</u></b>	<b><u>85.2%</u></b>

**Sanitary Distr. No.5 of Marin Co.  
Zone Report  
January 2021**

02/04/21

	Paradise ... (Tiburon)	Tiburon - Ot... (Tiburon)	Total Tiburon	Belvedere	TOTAL
<b>Ordinary Income/Expense</b>					
<b>Income</b>					
<b>5000 · Property Taxes</b>					
5002 · UNSEC	63.38	1,505.32	1,568.70	0.00	1,568.70
5003 · PUNS / PRIOR UNSECURED	3.09	73.31	76.40	0.00	76.40
5004 · REDEMPTION / RDMPT	1.74	41.13	42.87	0.00	42.87
5006 · SPLU	4.93	117.07	122.00	0.00	122.00
5041 · SUPSEC	172.48	4,096.79	4,269.27	0.00	4,269.27
5280 · HOPTR	52.17	1,239.14	1,291.31	0.00	1,291.31
5483 · Other tax	149.14	3,542.25	3,691.39	0.00	3,691.39
<b>Total 5000 · Property Taxes</b>	446.93	10,615.01	11,061.94	0.00	11,061.94
<b>5201 · Interest</b>					
5201.2 · Interest LAIF	0.00	8,961.48	8,961.48	11,216.66	20,178.14
<b>Total 5201 · Interest</b>	0.00	8,961.48	8,961.48	11,216.66	20,178.14
<b>5900.3 · Connection Fees</b>					
5900.30 · Connection Permit Fees	0.00	600.00	600.00	300.00	900.00
5900.31 · Collection	0.00	1,161.00	1,161.00	18,070.00	19,231.00
5900.34 · Treatment	0.00	1,605.00	1,605.00	15,158.00	16,763.00
<b>Total 5900.3 · Connection Fees</b>	0.00	3,366.00	3,366.00	33,528.00	36,894.00
<b>5900.4 · Inspection Permit Fees</b>	0.00	500.00	500.00	200.00	700.00
<b>5900.5 · SASM Expense Reimb.</b>	0.00	11,116.73	11,116.73	6,503.70	17,620.43
<b>Total Income</b>	446.93	34,559.22	35,006.15	51,448.36	86,454.51
<b>Gross Profit</b>	446.93	34,559.22	35,006.15	51,448.36	86,454.51
<b>Expense</b>					
<b>6000 · Administrative Expenses</b>					
6001 · Advertising	0.00	0.00	0.00	0.00	0.00
6008 · Audit & Accounting	120.44	2,857.88	2,978.32	1,671.68	4,650.00
6017 · Consulting Fees	8.89	18,318.94	18,327.83	2,288.43	20,616.26
6018 · Travel & Meetings					
6018.1 · Meetings & Travel	1.42	33.80	35.22	19.77	54.99
6018.2 · Standby Mileage Expense Reimb	0.00	344.49	344.49	291.64	636.13
6018.3 · SASM Mileage Reimbursement	0.00	0.00	0.00	0.00	0.00
<b>Total 6018 · Travel &amp; Meetings</b>	1.42	378.29	379.71	311.41	691.12
6020 · Continuing Education	9.83	233.16	242.99	136.39	379.38
6024 · Director Fees	69.93	1,659.42	1,729.35	970.65	2,700.00
6025 · Dues & Subscriptions	7.32	173.94	181.26	101.74	283.00
6039 · Legal	31.00	1,082.18	1,113.18	430.32	1,543.50
6047 · Office Supplies	4.66	110.60	115.26	64.69	179.95
6056 · Postage	0.17	4.06	4.23	2.37	6.60
6065 · Miscellaneous Expense	0.00	-150.00	-150.00	0.00	-150.00
<b>Total 6000 · Administrative Expenses</b>	253.66	24,668.47	24,922.13	5,977.68	30,899.81
<b>7000 · Ops &amp; Maintenance Expenses</b>					
<b>7010 · Pumps &amp; Lines Maintenance</b>					
7011 · Pumps & Lines Maintenance	7.51	3,628.16	3,635.67	234.08	3,869.75
<b>Total 7010 · Pumps &amp; Lines Maintenance</b>	7.51	3,628.16	3,635.67	234.08	3,869.75
<b>7020 · Main Plant Maintenance</b>					
7021 · Plant Maintenance Supplies	1,300.10	625.70	1,925.80	1,126.62	3,052.42
7022 · Plant Maint. Parts & Service	0.00	846.23	846.23	495.07	1,341.30
7023 · Janitorial Supplies & Service	0.00	238.97	238.97	139.81	378.78
7024 · Main Plant Chemicals	0.00	674.21	674.21	393.81	1,068.02
7025 · Lab Supplies & Chemicals	0.00	-243.16	-243.16	-142.26	-385.42
7026 · SASM Supplies & Chem	0.00	5,983.73	5,983.73	3,500.70	9,484.43
7027 · Electrical & Instrument	0.00	74.68	74.68	43.69	118.37
7029 · Main Plant Sludge Disposal	0.00	3,563.98	3,563.98	2,085.06	5,649.04
<b>Total 7020 · Main Plant Maintenance</b>	1,300.10	11,764.34	13,064.44	7,642.50	20,706.94

**Sanitary Distr. No.5 of Marin Co.**  
**Zone Report**  
**January 2021**

	Paradise ... (Tiburon)	Tiburon - Ot... (Tiburon)	Total Tiburon	Belvedere	TOTAL
<b>7040 · Paradise Cove Plant Maint</b>					
7041 · Paradise Parts & Service	262.98	0.00	262.98	0.00	262.98
7042 · Paradise Supplies & Chemicals	258.75	0.00	258.75	0.00	258.75
<b>Total 7040 · Paradise Cove Plant Maint</b>	521.73	0.00	521.73	0.00	521.73
<b>7050 · Monitoring</b>					
7051 · Main Plant Lab Monitoring	0.00	1,920.05	1,920.05	1,123.30	3,043.35
7052 · Paradise Cove Monitoring	487.55	0.00	487.55	0.00	487.55
7053 · Chronic Toxicity Program Eval	0.00	701.88	701.88	410.62	1,112.50
<b>Total 7050 · Monitoring</b>	487.55	2,621.93	3,109.48	1,533.92	4,643.40
<b>7060 · Permits/Fees</b>					
7062 · Permits/Fees - General	0.00	256.00	256.00	0.00	256.00
7063 · Paradise Cove Permits/Fees	0.00	100.00	100.00	0.00	100.00
<b>Total 7060 · Permits/Fees</b>	0.00	356.00	356.00	0.00	356.00
<b>7070 · Truck Maintenance</b>					
7071 · Fuel	21.89	519.43	541.32	303.84	845.16
7072 · Truck Maintenance	43.85	1,040.79	1,084.64	608.80	1,693.44
<b>Total 7070 · Truck Maintenance</b>	65.74	1,560.22	1,625.96	912.64	2,538.60
<b>Total 7000 · Ops &amp; Maintenance Expenses</b>	2,382.63	19,930.65	22,313.28	10,323.14	32,636.42
<b>8000 · Salaries and Benefits Expenses</b>					
8001 · Salaries	2,533.15	54,978.09	57,511.24	32,157.97	89,669.21
8030 · Salaries Reimbursed by SASM	0.00	5,133.00	5,133.00	3,003.00	8,136.00
8003 · Overtime	290.70	9,055.21	9,345.91	4,035.02	13,380.93
8004 · Standby Pay	166.48	1,793.65	1,960.13	2,310.84	4,270.97
8006 · Vacation Buyout	114.46	2,715.99	2,830.45	1,588.67	4,419.12
8007 · Voluntary Deductions	0.00	0.00	0.00	0.00	0.00
8008 · Deferred Comp 457	0.00	0.00	0.00	0.00	0.00
8012 · Wage Garnishments	0.00	0.00	0.00	0.00	0.00
8013 · Payroll Taxes	305.09	7,239.91	7,545.00	4,234.86	11,779.86
8015 · Payroll/Bank Fees	21.77	516.50	538.27	302.13	840.40
8019 · PERS Retirement					
8019.05 · PERS Retirement	360.73	8,510.45	8,871.18	5,057.16	13,928.34
<b>Total 8019 · PERS Retirement</b>	360.73	8,510.45	8,871.18	5,057.16	13,928.34
<b>8020 · Employee Health</b>					
8020.05 · Employee Health	443.68	10,528.48	10,972.16	6,158.47	17,130.63
8021 · Employee Health Deductions	-6.42	-152.52	-158.94	-89.22	-248.16
<b>Total 8020 · Employee Health</b>	437.26	10,375.96	10,813.22	6,069.25	16,882.47
<b>8022 · Retiree Health</b>					
8022.05 · Retiree Health	22.61	536.54	559.15	313.84	872.99
<b>Total 8022 · Retiree Health</b>	22.61	536.54	559.15	313.84	872.99
<b>8000 · Salaries and Benefits Expenses - Other</b>	0.00	150.00	150.00	0.00	150.00
<b>Total 8000 · Salaries and Benefits Expenses</b>	4,252.25	101,005.30	105,257.55	59,072.74	164,330.29
<b>8500 · Other Operating Expenses</b>					
8510 · Data/Alarms/IT Supp & Licensing	395.87	9,393.75	9,789.62	5,494.70	15,284.32
8515 · Safety	47.84	1,134.85	1,182.69	663.84	1,846.53
8520 · Personal Protection/Safety Wear	6.18	146.59	152.77	85.75	238.52
8530 · Telephone					
8531 · Main Plant Telephones	0.00	393.13	393.13	227.02	620.15
8532 · Paradise Cove Telephones	348.22	0.00	348.22	0.00	348.22
8533 · Pumps & Lines Telephones	175.07	308.19	483.26	0.00	483.26
<b>Total 8530 · Telephone</b>	523.29	701.32	1,224.61	227.02	1,451.63

**Sanitary Distr. No.5 of Marin Co.**  
**Zone Report**  
**January 2021**

	Paradise ... (Tiburon)	Tiburon - Ot... (Tiburon)	Total Tiburon	Belvedere	TOTAL
<b>8540 · Utilities</b>					
8541 · Water	0.00	904.19	904.19	641.62	1,545.81
8542 · Main Plant Utilities	0.00	5,408.66	5,408.66	3,164.27	8,572.93
8543 · Paradise Cove Utilities	1,012.75	0.00	1,012.75	0.00	1,012.75
8544 · Pump Station Utilities	204.05	5,795.85	5,999.90	1,154.23	7,154.13
<b>Total 8540 · Utilities</b>	<u>1,216.80</u>	<u>12,108.70</u>	<u>13,325.50</u>	<u>4,960.12</u>	<u>18,285.62</u>
<b>Total 8500 · Other Operating Expenses</b>	<u>2,189.98</u>	<u>23,485.21</u>	<u>25,675.19</u>	<u>11,431.43</u>	<u>37,106.62</u>
<b>Total Expense</b>	<u>9,078.52</u>	<u>169,089.63</u>	<u>178,168.15</u>	<u>86,804.99</u>	<u>264,973.14</u>
<b>Net Ordinary Income</b>	-8,631.59	-134,530.41	-143,162.00	-35,356.63	-178,518.63
<b>Other Income/Expense</b>					
<b>Other Expense</b>					
9100 · Capital Expenditures					
9300 · Pumps & Lines Capital					
9303 · Lateral Camera	9.39	222.93	232.32	130.39	362.71
9311 · Cove Rd Force Main Project					
9311.2 · Cove Rd FM - Const, Ph I	0.00	9,500.00	9,500.00	76,000.00	85,500.00
<b>Total 9311 · Cove Rd Force Main Project</b>	<u>0.00</u>	<u>9,500.00</u>	<u>9,500.00</u>	<u>76,000.00</u>	<u>85,500.00</u>
9314 · Portable Emergency Generators	0.00	0.00	0.00	0.00	0.00
<b>Total 9300 · Pumps &amp; Lines Capital</b>	<u>9.39</u>	<u>9,722.93</u>	<u>9,732.32</u>	<u>76,130.39</u>	<u>85,862.71</u>
<b>Total 9100 · Capital Expenditures</b>	<u>9.39</u>	<u>9,722.93</u>	<u>9,732.32</u>	<u>76,130.39</u>	<u>85,862.71</u>
<b>Total Other Expense</b>	<u>9.39</u>	<u>9,722.93</u>	<u>9,732.32</u>	<u>76,130.39</u>	<u>85,862.71</u>
<b>Net Other Income</b>	-9.39	-9,722.93	-9,732.32	-76,130.39	-85,862.71
<b>Net Income</b>	<u><u>-8,640.98</u></u>	<u><u>-144,253.34</u></u>	<u><u>-152,894.32</u></u>	<u><u>-111,487.02</u></u>	<u><u>-264,381.34</u></u>




2:08 PM

02/04/21

Accrual Basis

**Sanitary Distr. No.5 of Marin Co.**  
**Monthly O.T. Report**  
**January 2021**

Type	Date	Num	Name	Memo	Amount	Balance
<b>Bilsborough, Chad</b>						
Check	01/15/21	0151-3850	Bilsborough, Chad	11.0 Hrs O.T. @ 1.5x	616.90	616.90
Check	01/15/21	0151-3850	Bilsborough, Chad	1.5 Hrs. O.T. @ 2.0x	112.16	729.06
Check	01/15/21	0151-3851	Bilsborough, Chad	11.0 Hrs. O.T. @ 1.5x	616.90	1,345.96
Check	01/15/21	0151-3851	Bilsborough, Chad	2.0 Hrs. O.T. @ 2.0x	149.55	1,495.51
Total Bilsborough, Chad					1,495.51	1,495.51
<b>Cottrell, Rulon</b>						
Check	01/29/21	0291-3866	Cottrell, Rulon	30.0 Hrs. Comp Buyout	1,740.03	1,740.03
Total Cottrell, Rulon					1,740.03	1,740.03
<b>Dohrmann, Robin</b>						
Check	01/29/21	0291-3867	Dohrmann, Robin	4.5 Hrs. O.T. @ 1.5x	391.51	391.51
Total Dohrmann, Robin					391.51	391.51
<b>Driscoll, Stephen</b>						
Check	01/29/21	0291-3869	Driscoll, Stephen	10.0 Hrs. O.T. @ 1.5x	870.01	870.01
Check	01/29/21	0291-3870	Driscoll, Stephen	10.0 Hrs. O.T. @ 1.5x	870.01	1,740.02
Check	01/29/21	0291-3870	Driscoll, Stephen	1.0 Hrs O.T. @ 2.0x	116.00	1,856.02
Total Driscoll, Stephen					1,856.02	1,856.02
<b>La Torre, Daniel P.</b>						
Check	01/29/21	0291-3872	La Torre, Daniel P.	2.5 Hrs. O.T. @ 1.5x	207.15	207.15
Check	01/29/21	0291-3873	La Torre, Daniel P.	2.5 Hrs. O.T. @ 1.5x	207.15	414.30
Check	01/29/21	0291-3873	La Torre, Daniel P.	80.0 Hrs. Comp Buyout	4,419.12	4,833.42
Total La Torre, Daniel P.					4,833.42	4,833.42
<b>Triola, Joseph</b>						
Check	01/15/21	0151-3861	Triola, Joseph	5.0 Hrs. O.T. @ 1.5x	394.56	394.56
Check	01/15/21	0151-3862	Triola, Joseph	6.5 Hrs. O.T. @ 1.5x	512.93	907.49
Total Triola, Joseph					907.49	907.49
<b>TOTAL</b>					<b>11,223.98</b>	<b>11,223.98</b>



**California Public Employees'  
Retirement Systems**  
California Employers' Retiree Benefit Trust

**Schedule of Changes in Fiduciary Net  
Position by Employer**  
Year Ended June 30, 2020

**California Public Employee's Retirement System  
California Employers' Retiree Benefit Trust**

---

Schedule of Changes in Fiduciary Net Position by Employer  
Year Ended June 30, 2020

**California Public Employees' Retirement System**  
**California Employers' Retiree Benefit Trust**

**Contents**  
**June 30, 2020**

---

<b>Independent Auditor's Report</b>	<b>3-4</b>
<b>Schedule of Changes in Fiduciary Net Position by Employer</b>	
Schedule of Changes in Fiduciary Net Position by Employer and Supplementary Schedule of Contributions and Reimbursements Outside of Trust*	<b>6-88</b>
Notes to Schedule of Changes in Fiduciary Net Position by Employer	<b>89-90</b>

\*The Supplementary Schedule of Contributions and Reimbursements Outside the Trust is unaudited.



Tel: 415-397-7900  
Fax: 415-397-2161  
www.bdo.com

One Bush Street  
Suite 1800  
San Francisco, CA 94104

## **Independent Auditor's Report**

To the Board of Administration  
California Public Employees' Retirement System  
Sacramento, California

### **Report on the Schedule**

We have audited the fiduciary net position as of June 30, 2020, and the changes in fiduciary net position for the year then ended, included in the accompanying Schedule of Changes in Fiduciary Net Position by Employer (the Schedule) of the California Public Employees' Retirement System's (the System) California Employers' Retiree Benefit Trust, and the related notes. We have also audited the fiduciary net position of each individual employer as of June 30, 2020, and the changes in fiduciary net position of each individual employer for the year then ended, included in the accompanying Schedule.

### ***Management's Responsibility for the Schedule***

Management is responsible for the preparation and fair presentation of the Schedule in accordance with accounting principles generally accepted in the United States of America; this includes the design, implementation, and maintenance of internal control relevant to the preparation and fair presentation of the Schedule that is free from material misstatement, whether due to fraud or error.

### ***Auditor's Responsibility***

Our responsibility is to express opinions on the fiduciary net position and the changes in fiduciary net position included in the Schedule based on our audit. We conducted our audit in accordance with auditing standards generally accepted in the United States of America. Those standards require that we plan and perform the audit to obtain reasonable assurance about whether the fiduciary net position and the changes in fiduciary net position included in the Schedule are free from material misstatement.

An audit involves performing procedures to obtain audit evidence about the amounts and disclosures in the Schedule. The procedures selected depend on the auditor's judgment, including the assessment of the risks of material misstatement of the fiduciary net position and the changes in fiduciary net position included in the Schedule, whether due to fraud or error. In making those risk assessments, the auditor considers internal control relevant to the entity's preparation and fair presentation of the fiduciary net position and the changes in fiduciary net position included in the Schedule in order to design audit procedures that are appropriate in the circumstances, but not for the purpose of expressing an opinion on the effectiveness of the entity's internal control. Accordingly, we express no such opinion. An audit also includes evaluating the appropriateness of accounting policies used and the reasonableness of significant accounting estimates made by management, as well as evaluating the overall presentation of the fiduciary net position and the changes in fiduciary net position included in the Schedule.

BDO USA, LLP, a Delaware limited liability partnership, is the U.S. member of BDO International Limited, a UK company limited by guarantee, and forms part of the international BDO network of independent member firms.

BDO is the brand name for the BDO network and for each of the BDO Member Firms.



We believe that the audit evidence we have obtained is sufficient and appropriate to provide a basis for our audit opinions.

***Opinions***

In our opinion, the Schedule referred to above presents fairly, in all material respects, the fiduciary net position of the California Public Employees' Retirement System's California Employers' Retiree Benefit Trust as of June 30, 2020, and the changes in fiduciary net position for the year then ended, in accordance with accounting principles generally accepted in the United States of America. Also, in our opinion, the Schedule referred to above presents fairly, in all material respects, the fiduciary net position of each individual employer as of June 30, 2020, and the changes in fiduciary net position of each individual employer for the year then ended, in accordance with accounting principles generally accepted in the United States of America.

***Other Matters***

We have audited, in accordance with auditing standards generally accepted in the United States of America and the standards applicable to financial audits contained in *Government Auditing Standards*, issued by the Comptroller General of the United States, the financial statements of the System as of and for the year ended June 30, 2020, and our report thereon, dated November 20, 2020, expressed unmodified opinions on those financial statements.

Our audit was conducted for the purpose of forming an opinion on the Schedule as a whole and for each individual employer. The Supplementary Schedule of Contributions and Reimbursements Outside the Trust has not been subjected to the auditing procedures applied in the audit of the Schedule as a whole or for each individual employer, and accordingly, we do not express an opinion or provide any assurance on it.

***Restriction on Use***

Our report is intended solely for the information and use of the System's management, the Board of Administration, the System's California Employers' Retiree Benefit Trust participating employers and their auditors and is not intended to be and should not be used by anyone other than these specified parties.

*BDO USA, LLP*

San Francisco, California  
December 17, 2020

**Schedule of Changes in Fiduciary Net Position by Employer  
and Supplementary Schedule of Contributions and  
Reimbursements Outside the Trust**

---

**California Public Employees' Retirement System  
California Employers' Retiree Benefit Trust  
Schedule of Changes in Fiduciary Net Position by Employer  
As of and for the Year Ended June 30, 2020**

Employer Name	Acalanes Union High School District	ACWA Joint Powers Insurance Authority	Alameda Corridor Transportation Authority	Alameda County Fire Department	Alameda County Law Library	Alameda County Transportation Commission	Alameda County Waste Management Authority
<b>Additions</b>							
Contributions:							
Employer contributions - direct	\$ 370,000	\$ 97,303	\$ 24,148	\$ 4,177,174	\$ -	\$ 91,958	\$ -
Net investment and other income/expenses	146,751	297,088	129,017	1,062,415	5,228	132,209	190,616
<b>Total Additions</b>	<b>516,751</b>	<b>394,391</b>	<b>153,165</b>	<b>5,239,589</b>	<b>5,228</b>	<b>224,167</b>	<b>190,616</b>
<b>Deductions</b>							
OPEB reimbursements - direct	-	-	-	-	-	116,072	-
Administrative expenses	2,145	4,116	1,013	14,318	41	1,810	2,636
Employer withdrawal	-	-	-	-	-	-	-
<b>Total Deductions</b>	<b>2,145</b>	<b>4,116</b>	<b>1,013</b>	<b>14,318</b>	<b>41</b>	<b>117,882</b>	<b>2,636</b>
<b>Net Increase (Decrease)</b>	<b>514,606</b>	<b>390,275</b>	<b>152,152</b>	<b>5,225,271</b>	<b>5,187</b>	<b>106,285</b>	<b>187,980</b>
<b>Net Position Restricted for OPEB Benefits</b>							
Beginning of year	4,262,847	8,424,292	2,032,348	28,025,177	82,643	3,612,120	5,395,581
End of year	\$ 4,777,453	\$ 8,814,567	\$ 2,184,500	\$ 33,250,448	\$ 87,830	\$ 3,718,405	\$ 5,583,561

**California Public Employees' Retirement System  
California Employers' Retiree Benefit Trust  
Supplementary Schedule the Contributions and Reimbursements Outside the Trust  
As of and for the Year Ended June 30, 2020  
(unaudited)**

Employer Name	Acalanes Union High School District	ACWA Joint Powers Insurance Authority	Alameda Corridor Transportation Authority	Alameda County Fire Department	Alameda County Law Library	Alameda County Transportation Commission	Alameda County Waste Management Authority
Employer contributions outside of trust	\$ 522,940	\$ 180,755	\$ 19,852	\$ 5,103,425	\$ 41,416	\$ 45,828	\$ 263,790
OPEB reimbursements outside of trust	522,940	180,755	19,852	5,103,425	41,416	45,828	263,790

(Continued)



**California Public Employees' Retirement System  
California Employers' Retiree Benefit Trust  
Schedule of Changes in Fiduciary Net Position by Employer  
As of and for the Year Ended June 30, 2020**

Employer Name	Alameda County Water District	Alameda-Contra Costa Transit District	Alhambra Unified School District	Alpine County Superior Court	Alpine Springs County Water District	Altadena Library District	American Canyon Fire Protection District
<b>Additions</b>							
Contributions:							
Employer contributions - direct	\$ 5,657,555	\$ -	\$ -	\$ 80,000	\$ 30,000	\$ 60,000	\$ 229,728
Net investment and other income/expenses	1,240,366	92,647	1,268,308	13,443	1,308	36,809	101,238
<b>Total Additions</b>	<b>6,897,921</b>	<b>92,647</b>	<b>1,268,308</b>	<b>93,443</b>	<b>31,308</b>	<b>96,809</b>	<b>330,966</b>
<b>Deductions</b>							
OPEB reimbursements - direct	2,436,259	-	-	-	-	-	-
Administrative expenses	17,651	1,281	17,537	104	11	288	1,392
Employer withdrawal	-	-	-	-	-	-	-
<b>Total Deductions</b>	<b>2,453,910</b>	<b>1,281</b>	<b>17,537</b>	<b>104</b>	<b>11</b>	<b>288</b>	<b>1,392</b>
<b>Net Increase (Decrease)</b>	<b>4,444,011</b>	<b>91,366</b>	<b>1,250,771</b>	<b>93,339</b>	<b>31,297</b>	<b>96,521</b>	<b>329,574</b>
<b>Net Position Restricted for OPEB Benefits</b>							
Beginning of year	30,817,949	2,623,162	35,871,929	209,011	-	579,671	2,661,592
End of year	\$ 35,261,960	\$ 2,714,528	\$ 37,122,700	\$ 302,350	\$ 31,297	\$ 676,192	\$ 2,991,166

**California Public Employees' Retirement System  
California Employers' Retiree Benefit Trust  
Supplementary Schedule the Contributions and Reimbursements Outside the Trust  
As of and for the Year Ended June 30, 2020  
(unaudited)**

Employer Name	Alameda County Water District	Alameda-Contra Costa Transit District	Alhambra Unified School District	Alpine County Superior Court	Alpine Springs County Water District	Altadena Library District	American Canyon Fire Protection District
Employer contributions outside of trust	\$ 616,014	\$ 2,511,076	\$ 13,130,457	\$ 39,598	\$ 13,397	\$ 68,120	\$ 282,321
OPEB reimbursements outside of trust	616,014	2,511,076	13,130,457	39,598	13,397	68,120	282,321

(Continued)

**California Public Employees' Retirement System  
California Employers' Retiree Benefit Trust  
Schedule of Changes in Fiduciary Net Position by Employer  
As of and for the Year Ended June 30, 2020**

Employer Name	Antelope Valley Mosquito and Vector Control District	Aptos/La Selva Fire Protection District	Arrowbear Park County Water District	Association of Bay Area Governments	Association of California Water Agencies	Association of Monterey Bay Area Governments	Auburn Public Cemetery District
<b>Additions</b>							
Contributions:							
Employer contributions - direct	\$ 66,000	\$ 40,000	\$ 15,000	\$ 987,853	\$ 621,160	\$ 40,080	\$ 399,343
Net investment and other income/expenses	26,550	29,711	6,096	288,260	109,583	23,760	16,823
<b>Total Additions</b>	<b>92,550</b>	<b>69,711</b>	<b>21,096</b>	<b>1,276,113</b>	<b>730,743</b>	<b>63,840</b>	<b>416,166</b>
<b>Deductions</b>							
OPEB reimbursements - direct	-	-	-	535,461	-	-	-
Administrative expenses	208	396	68	4,065	1,717	324	152
Employer withdrawal	-	-	-	-	-	-	-
<b>Total Deductions</b>	<b>208</b>	<b>396</b>	<b>68</b>	<b>539,526</b>	<b>1,717</b>	<b>324</b>	<b>152</b>
<b>Net Increase (Decrease)</b>	<b>92,342</b>	<b>69,315</b>	<b>21,028</b>	<b>736,587</b>	<b>729,026</b>	<b>63,516</b>	<b>416,014</b>
<b>Net Position Restricted for OPEB Benefits</b>							
Beginning of year	419,962	807,364	136,378	7,368,854	3,247,707	648,098	-
End of year	\$ 512,304	\$ 876,679	\$ 157,406	\$ 8,105,441	\$ 3,976,733	\$ 711,614	\$ 416,014

**California Public Employees' Retirement System  
California Employers' Retiree Benefit Trust  
Supplementary Schedule the Contributions and Reimbursements Outside the Trust  
As of and for the Year Ended June 30, 2020  
(unaudited)**

Employer Name	Antelope Valley Mosquito and Vector Control District	Aptos/La Selva Fire Protection District	Arrowbear Park County Water District	Association of Bay Area Governments	Association of California Water Agencies	Association of Monterey Bay Area Governments	Auburn Public Cemetery District
Employer contributions outside of trust	\$ 25,258	\$ 177,931	\$ 39,271	\$ -	\$ 243,644	\$ 9,325	\$ 33,348
OPEB reimbursements outside of trust	25,258	177,931	39,271	-	243,644	9,325	33,348

(Continued)

**California Public Employees' Retirement System  
California Employers' Retiree Benefit Trust  
Schedule of Changes in Fiduciary Net Position by Employer  
As of and for the Year Ended June 30, 2020**

Employer Name	Barstow Community College District	Barstow Fire Protection District	Bay Area Air Quality Management District	Bay Area Water Supply and Conservation Agency	Beaumont-Cherry Valley Recreation and Park District	Bella Vista Water District	Belmont Fire Protection District
<b>Additions</b>							
Contributions:							
Employer contributions - direct	\$ -	\$ -	\$ -	\$ 82,000	\$ -	\$ 215,985	\$ 32,804
Net investment and other income/expenses	155,673	10,045	1,882,347	41,334	13,924	29,332	75,366
<b>Total Additions</b>	<b>155,673</b>	<b>10,045</b>	<b>1,882,347</b>	<b>123,334</b>	<b>13,924</b>	<b>245,317</b>	<b>108,170</b>
<b>Deductions</b>							
OPEB reimbursements - direct	-	-	-	-	-	-	96,332
Administrative expenses	2,162	139	26,028	377	193	223	973
Employer withdrawal	-	-	-	-	-	-	-
<b>Total Deductions</b>	<b>2,162</b>	<b>139</b>	<b>26,028</b>	<b>377</b>	<b>193</b>	<b>223</b>	<b>97,305</b>
<b>Net Increase (Decrease)</b>	<b>153,511</b>	<b>9,906</b>	<b>1,856,319</b>	<b>122,957</b>	<b>13,731</b>	<b>245,094</b>	<b>10,865</b>
<b>Net Position Restricted for OPEB Benefits</b>							
Beginning of year	4,409,149	284,169	53,276,020	689,313	394,074	446,684	1,982,544
End of year	\$ 4,562,660	\$ 294,075	\$ 55,132,339	\$ 812,270	\$ 407,805	\$ 691,778	\$ 1,993,409

**California Public Employees' Retirement System  
California Employers' Retiree Benefit Trust  
Supplementary Schedule the Contributions and Reimbursements Outside the Trust  
As of and for the Year Ended June 30, 2020  
(unaudited)**

Employer Name	Barstow Community College District	Barstow Fire Protection District	Bay Area Air Quality Management District	Bay Area Water Supply and Conservation Agency	Beaumont-Cherry Valley Recreation and Park District	Bella Vista Water District	Belmont Fire Protection District
Employer contributions outside of trust	\$ 184,314	\$ 15,600	\$ 3,359,834	\$ 37,179	\$ 3,551	\$ 183,805	\$ (2,970)
OPEB reimbursements outside of trust	184,314	15,600	3,359,834	37,179	3,551	183,805	(2,970)

(Continued)

**California Public Employees' Retirement System  
California Employers' Retiree Benefit Trust  
Schedule of Changes in Fiduciary Net Position by Employer  
As of and for the Year Ended June 30, 2020**

Employer Name	Belmont-San Carlos Fire Department	Big Bear Area Regional Wastewater Agency	Big Bear City Airport District	Big Bear City Community Services District	Bonita-Sunnyside Fire Protection District	Border Coast Regional Airport Authority	Brooktrails Township Community Services District
<b>Additions</b>							
Contributions:							
Employer contributions - direct	\$ -	\$ 208,221	\$ -	\$ 364,691	\$ 119,121	\$ -	\$ -
Net investment and other income/expenses	59,866	74,474	3,800	97,857	110,166	12,157	1,299
<b>Total Additions</b>	<b>59,866</b>	<b>282,695</b>	<b>3,800</b>	<b>462,548</b>	<b>229,287</b>	<b>12,157</b>	<b>1,299</b>
<b>Deductions</b>							
OPEB reimbursements - direct	-	-	58,308	-	-	-	-
Administrative expenses	828	997	50	1,368	865	111	18
Employer withdrawal	-	-	-	-	-	-	-
<b>Total Deductions</b>	<b>828</b>	<b>997</b>	<b>58,358</b>	<b>1,368</b>	<b>865</b>	<b>111</b>	<b>18</b>
<b>Net Increase (Decrease)</b>	<b>59,038</b>	<b>281,698</b>	<b>(54,558)</b>	<b>461,180</b>	<b>228,422</b>	<b>12,046</b>	<b>1,281</b>
<b>Net Position Restricted for OPEB Benefits</b>							
Beginning of year	1,694,711	2,036,134	102,081	2,805,288	1,739,935	224,617	36,790
End of year	\$ 1,753,749	\$ 2,317,832	\$ 47,523	\$ 3,266,468	\$ 1,968,357	\$ 236,663	\$ 38,071

**California Public Employees' Retirement System  
California Employers' Retiree Benefit Trust  
Supplementary Schedule the Contributions and Reimbursements Outside the Trust  
As of and for the Year Ended June 30, 2020  
(unaudited)**

Employer Name	Belmont-San Carlos Fire Department	Big Bear Area Regional Wastewater Agency	Big Bear City Airport District	Big Bear City Community Services District	Bonita-Sunnyside Fire Protection District	Border Coast Regional Airport Authority	Brooktrails Township Community Services District
Employer contributions outside of trust	\$ 275,437	\$ 201,920	\$ 8,519	\$ 813,741	\$ 125,743	\$ -	\$ 24,925
OPEB reimbursements outside of trust	275,437	201,920	8,519	813,741	125,743	-	24,925

(Continued)

**California Public Employees' Retirement System  
California Employers' Retiree Benefit Trust  
Schedule of Changes in Fiduciary Net Position by Employer  
As of and for the Year Ended June 30, 2020**

Employer Name	Buena Park Library District	Butte County Air Quality Management District	Butte County Association of Governments	Butte County Superior Court	Butte-Glenn Community College District	Byron-Bethany Irrigation District	Cabrillo Joint Community College District
<b>Additions</b>							
Contributions:							
Employer contributions - direct	\$ 58,333	\$ 20,000	\$ 30,000	\$ 500,000	\$ 444,328	\$ 63,556	\$ 276,145
Net investment and other income/expenses	73,279	1,709	2,858	192,404	974,274	46,503	363,439
<b>Total Additions</b>	<b>131,612</b>	<b>21,709</b>	<b>32,858</b>	<b>692,404</b>	<b>1,418,602</b>	<b>110,059</b>	<b>639,584</b>
<b>Deductions</b>							
OPEB reimbursements - direct	-	-	-	38,781	1,999,201	-	-
Administrative expenses	1,031	15	65	1,489	15,649	643	3,403
Employer withdrawal	-	-	-	-	-	-	-
<b>Total Deductions</b>	<b>1,031</b>	<b>15</b>	<b>65</b>	<b>40,270</b>	<b>2,014,850</b>	<b>643</b>	<b>3,403</b>
<b>Net Increase (Decrease)</b>	<b>130,581</b>	<b>21,694</b>	<b>32,793</b>	<b>652,134</b>	<b>(596,248)</b>	<b>109,416</b>	<b>636,181</b>
<b>Net Position Restricted for OPEB Benefits</b>							
Beginning of year	2,072,630	20,757	121,315	2,995,870	31,882,745	1,316,343	6,805,196
End of year	\$ 2,203,211	\$ 42,451	\$ 154,108	\$ 3,648,004	\$ 31,286,497	\$ 1,425,759	\$ 7,441,377

**California Public Employees' Retirement System  
California Employers' Retiree Benefit Trust  
Supplementary Schedule the Contributions and Reimbursements Outside the Trust  
As of and for the Year Ended June 30, 2020  
(unaudited)**

Employer Name	Buena Park Library District	Butte County Air Quality Management District	Butte County Association of Governments	Butte County Superior Court	Butte-Glenn Community College District	Byron-Bethany Irrigation District	Cabrillo Joint Community College District
Employer contributions outside of trust	\$ 114,529	\$ 10,047	-	\$ 168,685	\$ 250,439	\$ 62,758	\$ 1,502,136
OPEB reimbursements outside of trust	114,529	10,047	-	168,685	250,439	62,758	1,502,136

(Continued)

**California Public Employees' Retirement System  
California Employers' Retiree Benefit Trust  
Schedule of Changes in Fiduciary Net Position by Employer  
As of and for the Year Ended June 30, 2020**

Employer Name	Calaveras Public Utility District	California Authority of Racing Fairs	California Fair Services Authority	California Fairs Financing Authority	Calleguas Municipal Water District	Camarillo Health Care District	Campbell Union Elementary School District
<b>Additions</b>							
Contributions:							
Employer contributions - direct	\$ 40,000	\$ -	\$ -	\$ -	\$ 461,000	\$ -	\$ 45,000
Net investment and other income/expenses	31,194	72,611	144,439	46,581	467,591	57,319	276,569
<b>Total Additions</b>	<b>71,194</b>	<b>72,611</b>	<b>144,439</b>	<b>46,581</b>	<b>928,591</b>	<b>57,319</b>	<b>321,569</b>
<b>Deductions</b>							
OPEB reimbursements - direct	-	37,642	-	-	-	-	-
Administrative expenses	431	658	1,997	365	4,263	793	3,776
Employer withdrawal	-	-	-	-	-	-	-
<b>Total Deductions</b>	<b>431</b>	<b>38,300</b>	<b>1,997</b>	<b>365</b>	<b>4,263</b>	<b>793</b>	<b>3,776</b>
<b>Net Increase (Decrease)</b>	<b>70,763</b>	<b>34,311</b>	<b>142,442</b>	<b>46,216</b>	<b>924,328</b>	<b>56,526</b>	<b>317,793</b>
<b>Net Position Restricted for OPEB Benefits</b>							
Beginning of year	882,859	1,341,965	4,087,875	737,001	8,637,562	1,622,311	7,721,974
End of year	\$ 953,622	\$ 1,376,276	\$ 4,230,317	\$ 783,217	\$ 9,561,890	\$ 1,678,837	\$ 8,039,767

**California Public Employees' Retirement System  
California Employers' Retiree Benefit Trust  
Supplementary Schedule the Contributions and Reimbursements Outside the Trust  
As of and for the Year Ended June 30, 2020  
(unaudited)**

Employer Name	Calaveras Public Utility District	California Authority of Racing Fairs	California Fair Services Authority	California Fairs Financing Authority	Calleguas Municipal Water District	Camarillo Health Care District	Campbell Union Elementary School District
Employer contributions outside of trust	\$ 49,863	\$ 617	\$ 347,409	\$ 124,217	\$ 316,000	\$ 45,313	\$ 789,718
OPEB reimbursements outside of trust	49,863	617	347,409	124,217	316,000	45,313	789,718

(Continued)

**California Public Employees' Retirement System  
California Employers' Retiree Benefit Trust  
Schedule of Changes in Fiduciary Net Position by Employer  
As of and for the Year Ended June 30, 2020**

Employer Name	Capitol Area Development Authority	Carlsbad Municipal Water District	Carmichael Water District	Casitas Municipal Water District	Castro Valley Sanitary District	Castroville Community Services District	Center Unified School District
<b>Additions</b>							
Contributions:							
Employer contributions - direct	\$ 205,826	\$ -	\$ 440,000	\$ -	\$ 128,569	\$ 19,000	\$ -
Net investment and other income/expenses	125,084	132,177	73,557	84,839	26,842	7,209	15,087
<b>Total Additions</b>	<b>330,910</b>	<b>132,177</b>	<b>513,557</b>	<b>84,839</b>	<b>155,411</b>	<b>26,209</b>	<b>15,087</b>
<b>Deductions</b>							
OPEB reimbursements - direct	-	-	-	-	-	-	-
Administrative expenses	1,739	1,828	917	665	409	116	138
Employer withdrawal	-	-	-	-	-	-	-
<b>Total Deductions</b>	<b>1,739</b>	<b>1,828</b>	<b>917</b>	<b>665</b>	<b>409</b>	<b>116</b>	<b>138</b>
<b>Net Increase (Decrease)</b>	<b>329,171</b>	<b>130,349</b>	<b>512,640</b>	<b>84,174</b>	<b>155,002</b>	<b>26,093</b>	<b>14,949</b>
<b>Net Position Restricted for OPEB Benefits</b>							
Beginning of year	3,553,582	3,742,165	1,500,311	1,339,784	830,475	229,565	278,908
End of year	\$ 3,882,753	\$ 3,872,514	\$ 2,012,951	\$ 1,423,958	\$ 985,477	\$ 255,658	\$ 293,857

**California Public Employees' Retirement System  
California Employers' Retiree Benefit Trust  
Supplementary Schedule the Contributions and Reimbursements Outside the Trust  
As of and for the Year Ended June 30, 2020  
(unaudited)**

Employer Name	Capitol Area Development Authority	Carlsbad Municipal Water District	Carmichael Water District	Casitas Municipal Water District	Castro Valley Sanitary District	Castroville Community Services District	Center Unified School District
Employer contributions outside of trust	\$ 219,240	\$ 177,403	\$ 135,337	\$ 694,250	\$ 100,919	\$ 816	\$ 408,023
OPEB reimbursements outside of trust	219,240	177,403	135,337	694,250	100,919	816	408,023

(Continued)

**California Public Employees' Retirement System  
California Employers' Retiree Benefit Trust  
Schedule of Changes in Fiduciary Net Position by Employer  
As of and for the Year Ended June 30, 2020**

Employer Name	Central Basin Municipal Water District	Central County Fire Department	Central Fire Protection District of Santa Cruz County	Central Marin Police Authority	Central Marin Sanitation Agency	Chino Valley Independent Fire District	Chula Vista Elementary School District
<b>Additions</b>							
Contributions:							
Employer contributions - direct	\$ -	\$ 742,348	\$ 417,200	\$ -	\$ 43,000	\$ 509,112	\$ -
Net investment and other income/expenses	155,758	283,171	91,296	18,533	97,301	192,760	585,174
<b>Total Additions</b>	<b>155,758</b>	<b>1,025,519</b>	<b>508,496</b>	<b>18,533</b>	<b>140,301</b>	<b>701,872</b>	<b>585,174</b>
<b>Deductions</b>							
OPEB reimbursements - direct	-	-	-	-	-	-	906,238
Administrative expenses	1,420	3,846	1,110	169	1,336	2,741	8,017
Employer withdrawal	-	-	-	-	-	-	-
<b>Total Deductions</b>	<b>1,420</b>	<b>3,846</b>	<b>1,110</b>	<b>169</b>	<b>1,336</b>	<b>2,741</b>	<b>914,255</b>
<b>Net Increase (Decrease)</b>	<b>154,338</b>	<b>1,021,673</b>	<b>507,386</b>	<b>18,364</b>	<b>138,965</b>	<b>699,131</b>	<b>(329,081)</b>
<b>Net Position Restricted for OPEB Benefits</b>							
Beginning of year	2,877,055	7,869,036	2,231,659	342,336	2,715,110	5,601,999	16,803,959
End of year	\$ 3,031,393	\$ 8,890,709	\$ 2,739,045	\$ 360,700	\$ 2,854,075	\$ 6,301,130	\$ 16,474,878

**California Public Employees' Retirement System  
California Employers' Retiree Benefit Trust  
Supplementary Schedule the Contributions and Reimbursements Outside the Trust  
As of and for the Year Ended June 30, 2020  
(unaudited)**

Employer Name	Central Basin Municipal Water District	Central County Fire Department	Central Fire Protection District of Santa Cruz County	Central Marin Police Authority	Central Marin Sanitation Agency	Chino Valley Independent Fire District	Chula Vista Elementary School District
Employer contributions outside of trust	\$ 456,659	\$ 784,652	\$ 1,173,121	\$ 659,202	\$ 218,693	\$ 558,888	\$ 827,869
OPEB reimbursements outside of trust	456,659	784,652	1,173,121	659,202	218,693	558,888	827,869

(Continued)



**California Public Employees' Retirement System  
California Employers' Retiree Benefit Trust  
Schedule of Changes in Fiduciary Net Position by Employer  
As of and for the Year Ended June 30, 2020**

Employer Name	Citrus Heights Water District	City of Agoura Hills	City of American Canyon	City of Anaheim	City of Antioch	City of Arcadia	City of Arcata
<b>Additions</b>							
Contributions:							
Employer contributions - direct	\$ 125,848	\$ 201,000	\$ 115,737	\$ -	\$ 1,300,000	\$ 942,600	\$ -
Net investment and other income/expenses	11,145	74,350	186,101	3,373,861	469,500	181,362	28,216
<b>Total Additions</b>	<b>136,993</b>	<b>275,350</b>	<b>301,838</b>	<b>3,373,861</b>	<b>1,769,500</b>	<b>1,123,962</b>	<b>28,216</b>
<b>Deductions</b>							
OPEB reimbursements - direct	23,195	54,222	-	1,054,471	-	-	-
Administrative expenses	94	1,039	2,575	46,624	6,370	2,463	257
Employer withdrawal	-	-	-	-	-	-	-
<b>Total Deductions</b>	<b>23,289</b>	<b>55,261</b>	<b>2,575</b>	<b>1,101,095</b>	<b>6,370</b>	<b>2,463</b>	<b>257</b>
<b>Net Increase (Decrease)</b>	<b>113,704</b>	<b>220,089</b>	<b>299,263</b>	<b>2,272,766</b>	<b>1,763,130</b>	<b>1,121,499</b>	<b>27,959</b>
<b>Net Position Restricted for OPEB Benefits</b>							
Beginning of year	195,826	1,940,339	5,225,898	95,461,724	12,791,629	4,180,637	521,618
End of year	\$ 309,530	\$ 2,160,428	\$ 5,525,161	\$ 97,734,490	\$ 14,554,759	\$ 5,302,136	\$ 549,577

**California Public Employees' Retirement System  
California Employers' Retiree Benefit Trust  
Supplementary Schedule the Contributions and Reimbursements Outside the Trust  
As of and for the Year Ended June 30, 2020  
(unaudited)**

Employer Name	Citrus Heights Water District	City of Agoura Hills	City of American Canyon	City of Anaheim	City of Antioch	City of Arcadia	City of Arcata
Employer contributions outside of trust	\$ 20,986	\$ 13,328	\$ 455,763	\$ 16,486,541	\$ 1,966,115	\$ 1,249,082	\$ 191,381
OPEB reimbursements outside of trust	20,986	13,328	455,763	16,486,541	1,966,115	1,249,082	191,381

(Continued)

**California Public Employees' Retirement System  
California Employers' Retiree Benefit Trust  
Schedule of Changes in Fiduciary Net Position by Employer  
As of and for the Year Ended June 30, 2020**

Employer Name	City of Avalon	City of Barstow	City of Bellflower	City of Belmont	City of Bishop	City of Brentwood	City of Buena Park
<b>Additions</b>							
Contributions:							
Employer contributions - direct	\$ -	\$ -	\$ 328,000	\$ 326,441	\$ 249,672	\$ 2,259,599	\$ -
Net investment and other income/expenses	8,859	45,704	202,522	258,178	115,101	569,190	77,828
<b>Total Additions</b>	<b>8,859</b>	<b>45,704</b>	<b>530,522</b>	<b>584,619</b>	<b>364,773</b>	<b>2,828,789</b>	<b>77,828</b>
<b>Deductions</b>							
OPEB reimbursements - direct	-	-	-	-	-	-	-
Administrative expenses	123	632	3,040	3,224	1,573	7,684	1,076
Employer withdrawal	-	-	-	-	-	-	-
<b>Total Deductions</b>	<b>123</b>	<b>632</b>	<b>3,040</b>	<b>3,224</b>	<b>1,573</b>	<b>7,684</b>	<b>1,076</b>
<b>Net Increase (Decrease)</b>	<b>8,736</b>	<b>45,072</b>	<b>527,482</b>	<b>581,395</b>	<b>363,200</b>	<b>2,821,105</b>	<b>76,752</b>
<b>Net Position Restricted for OPEB Benefits</b>							
Beginning of year	250,807	1,293,319	6,073,925	6,519,763	3,113,904	15,689,974	2,202,785
End of year	\$ 259,543	\$ 1,338,391	\$ 6,601,407	\$ 7,101,158	\$ 3,477,104	\$ 18,511,079	\$ 2,279,537

**California Public Employees' Retirement System  
California Employers' Retiree Benefit Trust  
Supplementary Schedule the Contributions and Reimbursements Outside the Trust  
As of and for the Year Ended June 30, 2020  
(unaudited)**

Employer Name	City of Avalon	City of Barstow	City of Bellflower	City of Belmont	City of Bishop	City of Brentwood	City of Buena Park
Employer contributions outside of trust	\$ 183,857	\$ 768,702	\$ 567,082	\$ 735,885	\$ 601,986	\$ 1,961,401	\$ 646,871
OPEB reimbursements outside of trust	183,857	768,702	567,082	735,885	601,986	1,961,401	646,871

(Continued)

**California Public Employees' Retirement System  
California Employers' Retiree Benefit Trust  
Schedule of Changes in Fiduciary Net Position by Employer  
As of and for the Year Ended June 30, 2020**

Employer Name	City of Burbank	City of Burlingame	City of Campbell	City of Capitola	City of Carlsbad	City of Carson	City of Cerritos
<b>Additions</b>							
Contributions:							
Employer contributions - direct	\$ 4,413,999	\$ 1,828,009	\$ 171,104	\$ -	\$ 86,000	\$ -	\$ 1,363,785
Net investment and other income/expenses	1,567,916	728,615	169,139	12,995	409,735	677,019	3,268,665
<b>Total Additions</b>	<b>5,981,915</b>	<b>2,556,624</b>	<b>340,243</b>	<b>12,995</b>	<b>495,735</b>	<b>677,019</b>	<b>4,632,450</b>
<b>Deductions</b>							
OPEB reimbursements - direct	3,187,869	-	-	-	-	-	-
Administrative expenses	22,282	10,065	2,323	180	5,665	9,361	25,651
Employer withdrawal	-	-	-	-	-	-	-
<b>Total Deductions</b>	<b>3,210,151</b>	<b>10,065</b>	<b>2,323</b>	<b>180</b>	<b>5,665</b>	<b>9,361</b>	<b>25,651</b>
<b>Net Increase (Decrease)</b>	<b>2,771,764</b>	<b>2,546,559</b>	<b>337,920</b>	<b>12,815</b>	<b>490,070</b>	<b>667,658</b>	<b>4,606,799</b>
<b>Net Position Restricted for OPEB Benefits</b>							
Beginning of year	44,191,793	20,275,271	4,754,101	367,709	11,599,488	19,158,755	50,379,936
End of year	\$ 46,963,557	\$ 22,821,830	\$ 5,092,021	\$ 380,524	\$ 12,089,558	\$ 19,826,413	\$ 54,986,735

**California Public Employees' Retirement System  
California Employers' Retiree Benefit Trust  
Supplementary Schedule the Contributions and Reimbursements Outside the Trust  
As of and for the Year Ended June 30, 2020  
(unaudited)**

Employer Name	City of Burbank	City of Burlingame	City of Campbell	City of Capitola	City of Carlsbad	City of Carson	City of Cerritos
Employer contributions outside of trust	\$ 150,500	\$ 3,644,704	\$ 470,896	\$ 82,353	\$ 822,463	\$ 2,897,579	\$ 1,915,520
OPEB reimbursements outside of trust	150,500	3,644,704	470,896	82,353	822,463	2,897,579	1,915,520

(Continued)

**California Public Employees' Retirement System  
California Employers' Retiree Benefit Trust  
Schedule of Changes in Fiduciary Net Position by Employer  
As of and for the Year Ended June 30, 2020**

Employer Name	City of Citrus Heights	City of Colusa	City of Concord	City of Corona	City of Daly City	City of Davis	City of Diamond Bar
<b>Additions</b>							
Contributions:							
Employer contributions - direct	\$ -	\$ 169,527	\$ 4,250,000	\$ 3,564,712	\$ 2,000,000	\$ -	\$ 88,000
Net investment and other income/expenses	92,830	69,432	1,195,733	1,676,639	653,960	1,432,994	22,122
<b>Total Additions</b>	<b>92,830</b>	<b>238,959</b>	<b>5,445,733</b>	<b>5,241,351</b>	<b>2,653,960</b>	<b>1,432,994</b>	<b>110,122</b>
<b>Deductions</b>							
OPEB reimbursements - direct	46,180	86,694	4,165,060	-	-	-	-
Administrative expenses	1,282	906	15,639	23,600	6,040	19,814	172
Employer withdrawal	-	-	-	-	-	-	-
<b>Total Deductions</b>	<b>47,462</b>	<b>87,600</b>	<b>4,180,699</b>	<b>23,600</b>	<b>6,040</b>	<b>19,814</b>	<b>172</b>
<b>Net Increase (Decrease)</b>	<b>45,368</b>	<b>151,359</b>	<b>1,265,034</b>	<b>5,217,751</b>	<b>2,647,920</b>	<b>1,413,180</b>	<b>109,950</b>
<b>Net Position Restricted for OPEB Benefits</b>							
Beginning of year	2,623,365	1,719,933	30,560,561	46,553,682	12,167,150	40,551,227	345,678
End of year	\$ 2,668,733	\$ 1,871,292	\$ 31,825,595	\$ 51,771,433	\$ 14,815,070	\$ 41,964,407	\$ 455,628

**California Public Employees' Retirement System  
California Employers' Retiree Benefit Trust  
Supplementary Schedule the Contributions and Reimbursements Outside the Trust  
As of and for the Year Ended June 30, 2020  
(unaudited)**

Employer Name	City of Citrus Heights	City of Colusa	City of Concord	City of Corona	City of Daly City	City of Davis	City of Diamond Bar
Employer contributions outside of trust	\$ -	\$ 80,437	\$ 674,165	\$ 8,282,764	\$ 3,445,074	\$ 4,181,733	\$ 28,878
OPEB reimbursements outside of trust	-	80,437	674,165	8,282,764	3,445,074	4,181,733	28,878

(Continued)

**California Public Employees' Retirement System  
California Employers' Retiree Benefit Trust  
Schedule of Changes in Fiduciary Net Position by Employer  
As of and for the Year Ended June 30, 2020**

Employer Name	City of Downey	City of Dublin	City of Eastvale	City of El Cajon	City of El Centro	City of El Segundo	City of Encinitas
<b>Additions</b>							
Contributions:							
Employer contributions - direct	\$ 288,833	\$ 928,474	\$ 24,000	\$ 200,000	\$ -	\$ 548,000	\$ 1,151,134
Net investment and other income/expenses	276,981	763,014	5,983	192,108	608,748	884,584	205,412
<b>Total Additions</b>	<b>565,814</b>	<b>1,691,488</b>	<b>29,983</b>	<b>392,108</b>	<b>608,748</b>	<b>1,432,584</b>	<b>1,356,546</b>
<b>Deductions</b>							
OPEB reimbursements - direct	-	788,111	-	-	-	-	717,822
Administrative expenses	3,937	10,512	54	2,631	4,772	12,234	2,861
Employer withdrawal	-	-	-	-	-	-	-
<b>Total Deductions</b>	<b>3,937</b>	<b>798,623</b>	<b>54</b>	<b>2,631</b>	<b>4,772</b>	<b>12,234</b>	<b>720,683</b>
<b>Net Increase (Decrease)</b>	<b>561,877</b>	<b>892,865</b>	<b>29,929</b>	<b>389,477</b>	<b>603,976</b>	<b>1,420,350</b>	<b>635,863</b>
<b>Net Position Restricted for OPEB Benefits</b>							
Beginning of year	7,886,892	21,458,666	89,687	5,375,643	9,619,402	24,641,464	4,765,600
End of year	\$ 8,448,769	\$ 22,351,531	\$ 119,616	\$ 5,765,120	\$ 10,223,378	\$ 26,061,814	\$ 5,401,463

**California Public Employees' Retirement System  
California Employers' Retiree Benefit Trust  
Supplementary Schedule the Contributions and Reimbursements Outside the Trust  
As of and for the Year Ended June 30, 2020  
(unaudited)**

Employer Name	City of Downey	City of Dublin	City of Eastvale	City of El Cajon	City of El Centro	City of El Segundo	City of Encinitas
Employer contributions outside of trust	\$ 815,594	\$ 186,000	\$ -	\$ 740,805	\$ 292,411	\$ 3,909,155	\$ 219,612
OPEB reimbursements outside of trust	815,594	186,000	-	740,805	292,411	3,909,155	219,612

(Continued)

**California Public Employees' Retirement System  
California Employers' Retiree Benefit Trust  
Schedule of Changes in Fiduciary Net Position by Employer  
As of and for the Year Ended June 30, 2020**

Employer Name	City of Fairfield	City of Fort Bragg	City of Fremont	City of Gardena	City of Gardena Transportation Enterprise	City of Hawaiian Gardens	City of Hayward
<b>Additions</b>							
Contributions:							
Employer contributions - direct	\$ 500,000	\$ 5,000	\$ 10,708,000	\$ -	\$ -	\$ -	2,947,055
Net investment and other income/expenses	106,318	91,502	897,041	5,361	152,987	189,220	263,915
<b>Total Additions</b>	<b>606,318</b>	<b>96,502</b>	<b>11,605,041</b>	<b>5,361</b>	<b>152,987</b>	<b>189,220</b>	<b>3,210,970</b>
<b>Deductions</b>							
OPEB reimbursements - direct	-	-	5,517,173	-	-	-	-
Administrative expenses	909	1,266	13,159	74	2,115	2,616	4,528
Employer withdrawal	-	-	-	-	-	-	-
<b>Total Deductions</b>	<b>909</b>	<b>1,266</b>	<b>5,530,332</b>	<b>74</b>	<b>2,115</b>	<b>2,616</b>	<b>4,528</b>
<b>Net Increase (Decrease)</b>	<b>605,409</b>	<b>95,236</b>	<b>6,074,709</b>	<b>5,287</b>	<b>150,872</b>	<b>186,604</b>	<b>3,206,442</b>
<b>Net Position Restricted for OPEB Benefits</b>							
Beginning of year	1,599,911	2,591,182	17,914,025	151,791	4,332,030	5,356,066	8,292,420
End of year	\$ 2,205,320	\$ 2,686,418	\$ 23,988,734	\$ 157,078	\$ 4,482,902	\$ 5,542,670	\$ 11,498,862

**California Public Employees' Retirement System  
California Employers' Retiree Benefit Trust  
Supplementary Schedule the Contributions and Reimbursements Outside the Trust  
As of and for the Year Ended June 30, 2020  
(unaudited)**

Employer Name	City of Fairfield	City of Fort Bragg	City of Fremont	City of Gardena	City of Gardena Transportation Enterprise	City of Hawaiian Gardens	City of Hayward
Employer contributions outside of trust	\$ 244,790	\$ 365,262	\$ -	\$ 1,977,000	\$ 303,560	\$ 352,839	\$ 4,632,890
OPEB reimbursements outside of trust	244,790	365,262	-	1,977,000	303,560	352,839	4,632,890

(Continued)

**California Public Employees' Retirement System  
California Employers' Retiree Benefit Trust  
Schedule of Changes in Fiduciary Net Position by Employer  
As of and for the Year Ended June 30, 2020**

Employer Name	City of Huntington Beach	City of Huntington Park	City of Indian Wells	City of Indio	City of Industry	City of Irwindale	City of La Habra
<b>Additions</b>							
Contributions:							
Employer contributions - direct	\$ -	\$ -	\$ 735,654	\$ 24,437	\$ -	\$ -	\$ 414,000
Net investment and other income/expenses	1,579,836	345,751	448,019	94,472	401,157	179,949	96,384
<b>Total Additions</b>	<b>1,579,836</b>	<b>345,751</b>	<b>1,183,673</b>	<b>118,909</b>	<b>401,157</b>	<b>179,949</b>	<b>510,384</b>
<b>Deductions</b>							
OPEB reimbursements - direct	120,000	-	-	-	550,184	-	-
Administrative expenses	14,403	4,781	4,020	860	5,586	2,488	1,294
Employer withdrawal	-	-	-	-	-	-	-
<b>Total Deductions</b>	<b>134,403</b>	<b>4,781</b>	<b>4,020</b>	<b>860</b>	<b>555,770</b>	<b>2,488</b>	<b>1,294</b>
<b>Net Increase (Decrease)</b>	<b>1,445,433</b>	<b>340,970</b>	<b>1,179,653</b>	<b>118,049</b>	<b>(154,613)</b>	<b>177,461</b>	<b>509,090</b>
<b>Net Position Restricted for OPEB Benefits</b>							
Beginning of year	29,193,421	9,788,224	7,989,865	1,742,553	11,355,301	5,093,381	2,646,994
End of year	\$ 30,638,854	\$ 10,129,194	\$ 9,169,518	\$ 1,860,602	\$ 11,200,688	\$ 5,270,842	\$ 3,156,084

**California Public Employees' Retirement System  
California Employers' Retiree Benefit Trust  
Supplementary Schedule the Contributions and Reimbursements Outside the Trust  
As of and for the Year Ended June 30, 2020  
(unaudited)**

Employer Name	City of Huntington Beach	City of Huntington Park	City of Indian Wells	City of Indio	City of Industry	City of Irwindale	City of La Habra
Employer contributions outside of trust	\$ 2,145,069	\$ 2,656,705	\$ 441,407	\$ 1,955,604	\$ 46,268	\$ 954,863	\$ 293,867
OPEB reimbursements outside of trust	2,145,069	2,656,705	441,407	1,955,604	46,268	954,863	293,867

(Continued)

**California Public Employees' Retirement System  
California Employers' Retiree Benefit Trust  
Schedule of Changes in Fiduciary Net Position by Employer  
As of and for the Year Ended June 30, 2020**

Employer Name	City of La Mesa	City of La Mirada	City of La Palma	City of La Puente	City of La Quinta	City of Lafayette	City of Laguna Woods
<b>Additions</b>							
Contributions:							
Employer contributions - direct	\$ 479,730	\$ -	\$ 147,412	\$ 385,900	\$ -	\$ 29,253	\$ 19,529
Net investment and other income/expenses	156,192	1,234,033	74,889	32,177	88,052	11,596	6,400
<b>Total Additions</b>	<b>635,922</b>	<b>1,234,033</b>	<b>222,301</b>	<b>418,077</b>	<b>88,052</b>	<b>40,849</b>	<b>25,929</b>
<b>Deductions</b>							
OPEB reimbursements - direct	-	509,538	-	-	-	7,619	-
Administrative expenses	1,959	11,250	1,018	478	803	169	50
Employer withdrawal	-	-	-	-	-	-	-
<b>Total Deductions</b>	<b>1,959</b>	<b>520,788</b>	<b>1,018</b>	<b>478</b>	<b>803</b>	<b>7,788</b>	<b>50</b>
<b>Net Increase (Decrease)</b>	<b>633,963</b>	<b>713,245</b>	<b>221,283</b>	<b>417,599</b>	<b>87,249</b>	<b>33,061</b>	<b>25,879</b>
<b>Net Position Restricted for OPEB Benefits</b>							
Beginning of year	3,845,494	22,810,343	2,077,103	967,030	1,627,792	345,791	101,108
End of year	\$ 4,479,457	\$ 23,523,588	\$ 2,298,386	\$ 1,384,629	\$ 1,715,041	\$ 378,852	\$ 126,987

**California Public Employees' Retirement System  
California Employers' Retiree Benefit Trust  
Supplementary Schedule the Contributions and Reimbursements Outside the Trust  
As of and for the Year Ended June 30, 2020  
(unaudited)**

Employer Name	City of La Mesa	City of La Mirada	City of La Palma	City of La Puente	City of La Quinta	City of Lafayette	City of Laguna Woods
Employer contributions outside of trust	\$ 566,820	\$ 221,738	\$ 205,562	\$ 270,512	\$ 98,490	\$ -	\$ 10,740
OPEB reimbursements outside of trust	566,820	221,738	205,562	270,512	98,490	-	10,740

(Continued)



**California Public Employees' Retirement System  
California Employers' Retiree Benefit Trust  
Schedule of Changes in Fiduciary Net Position by Employer  
As of and for the Year Ended June 30, 2020**

Employer Name	City of Lancaster	City of Larkspur	City of Lathrop	City of Live Oak	City of Livingston	City of Lodi	City of Loma Linda
<b>Additions</b>							
Contributions:							
Employer contributions - direct	\$ 2,284,000	\$ -	\$ -	\$ -	\$ -	\$ 698,025	\$ 44,095
Net investment and other income/expenses	652,096	33,584	151,173	14,852	7,986	81,556	16,215
<b>Total Additions</b>	<b>2,936,096</b>	<b>33,584</b>	<b>151,173</b>	<b>14,852</b>	<b>7,986</b>	<b>779,581</b>	<b>60,310</b>
<b>Deductions</b>							
OPEB reimbursements - direct	1,096,243	-	287,928	-	-	-	-
Administrative expenses	6,167	306	2,094	205	110	815	223
Employer withdrawal	-	-	-	-	-	-	-
<b>Total Deductions</b>	<b>1,102,410</b>	<b>306</b>	<b>290,022</b>	<b>205</b>	<b>110</b>	<b>815</b>	<b>223</b>
<b>Net Increase (Decrease)</b>	<b>1,833,686</b>	<b>33,278</b>	<b>(138,849)</b>	<b>14,647</b>	<b>7,876</b>	<b>778,766</b>	<b>60,087</b>
<b>Net Position Restricted for OPEB Benefits</b>							
Beginning of year	10,167,957	620,388	4,277,782	420,442	226,121	1,224,345	454,955
End of year	\$ 12,001,643	\$ 653,666	\$ 4,138,933	\$ 435,089	\$ 233,997	\$ 2,003,111	\$ 515,042

**California Public Employees' Retirement System  
California Employers' Retiree Benefit Trust  
Supplementary Schedule the Contributions and Reimbursements Outside the Trust  
As of and for the Year Ended June 30, 2020  
(unaudited)**

Employer Name	City of Lancaster	City of Larkspur	City of Lathrop	City of Live Oak	City of Livingston	City of Lodi	City of Loma Linda
Employer contributions outside of trust	\$ 167,000	\$ 625,276	\$ 120,881	\$ 10,991	\$ 238,874	\$ 2,492,457	\$ 27,080
OPEB reimbursements outside of trust	167,000	625,276	120,881	10,991	238,874	2,492,457	27,080

(Continued)

**California Public Employees' Retirement System  
California Employers' Retiree Benefit Trust  
Schedule of Changes in Fiduciary Net Position by Employer  
As of and for the Year Ended June 30, 2020**

Employer Name	City of Lompoc	City of Los Altos	City of Los Banos	City of Lynwood	City of Malibu	City of Manhattan Beach	City of Martinez
<b>Additions</b>							
Contributions:							
Employer contributions - direct	\$ 1,513,000	\$ -	\$ 1,171,922	\$ -	\$ 725,000	\$ -	\$ 234,060
Net investment and other income/expenses	586,104	67,723	308,600	154,409	281,616	579,074	423,851
<b>Total Additions</b>	<b>2,099,104</b>	<b>67,723</b>	<b>1,480,522</b>	<b>154,409</b>	<b>1,006,616</b>	<b>579,074</b>	<b>657,911</b>
<b>Deductions</b>							
OPEB reimbursements - direct	-	-	-	-	202,929	309,945	-
Administrative expenses	8,157	936	4,446	2,135	3,082	5,285	5,875
Employer withdrawal	-	-	-	-	-	-	-
<b>Total Deductions</b>	<b>8,157</b>	<b>936</b>	<b>4,446</b>	<b>2,135</b>	<b>206,011</b>	<b>315,230</b>	<b>5,875</b>
<b>Net Increase (Decrease)</b>	<b>2,090,947</b>	<b>66,787</b>	<b>1,476,076</b>	<b>152,274</b>	<b>800,605</b>	<b>263,844</b>	<b>652,036</b>
<b>Net Position Restricted for OPEB Benefits</b>							
Beginning of year	15,268,201	1,915,574	9,124,036	4,369,116	6,207,028	10,688,269	11,799,727
End of year	\$ 17,359,148	\$ 1,982,361	\$ 10,600,112	\$ 4,521,390	\$ 7,007,633	\$ 10,952,113	\$ 12,451,763

**California Public Employees' Retirement System  
California Employers' Retiree Benefit Trust  
Supplementary Schedule the Contributions and Reimbursements Outside the Trust  
As of and for the Year Ended June 30, 2020  
(unaudited)**

Employer Name	City of Lompoc	City of Los Altos	City of Los Banos	City of Lynwood	City of Malibu	City of Manhattan Beach	City of Martinez
Employer contributions outside of trust	\$ 1,694,000	\$ 134,000	\$ 884,423	\$ 1,236,000	\$ 48,000	\$ -	\$ 1,253,673
OPEB reimbursements outside of trust	1,694,000	134,000	884,423	1,236,000	48,000	-	1,253,673

(Continued)

**California Public Employees' Retirement System  
California Employers' Retiree Benefit Trust  
Schedule of Changes in Fiduciary Net Position by Employer  
As of and for the Year Ended June 30, 2020**

Employer Name	City of Menlo Park	City of Merced	City of Mill Valley	City of Milpitas	City of Mission Viejo	City of Monterey	City of Monterey Park
<b>Additions</b>							
Contributions:							
Employer contributions - direct	\$ -	\$ -	\$ 1,049,853	\$ 3,478,018	\$ -	\$ 873,695	\$ 1,000,000
Net investment and other income/expenses	777,337	77,011	720,763	1,745,028	364,875	150,365	318,876
<b>Total Additions</b>	<b>777,337</b>	<b>77,011</b>	<b>1,770,616</b>	<b>5,223,046</b>	<b>364,875</b>	<b>1,024,060</b>	<b>1,318,876</b>
<b>Deductions</b>							
OPEB reimbursements - direct	-	-	-	2,072,128	466,507	-	-
Administrative expenses	10,748	1,065	6,888	24,292	5,052	2,098	4,470
Employer withdrawal	-	-	-	-	-	-	-
<b>Total Deductions</b>	<b>10,748</b>	<b>1,065</b>	<b>6,888</b>	<b>2,096,420</b>	<b>471,559</b>	<b>2,098</b>	<b>4,470</b>
<b>Net Increase (Decrease)</b>	<b>766,589</b>	<b>75,946</b>	<b>1,763,728</b>	<b>3,126,626</b>	<b>(106,684)</b>	<b>1,021,962</b>	<b>1,314,406</b>
<b>Net Position Restricted for OPEB Benefits</b>							
Beginning of year	22,006,132	2,180,179	13,617,964	48,308,972	10,463,882	4,012,849	8,175,606
End of year	\$ 22,772,721	\$ 2,256,125	\$ 15,381,692	\$ 51,435,598	\$ 10,357,198	\$ 5,034,811	\$ 9,490,012

**California Public Employees' Retirement System  
California Employers' Retiree Benefit Trust  
Supplementary Schedule the Contributions and Reimbursements Outside the Trust  
As of and for the Year Ended June 30, 2020  
(unaudited)**

Employer Name	City of Menlo Park	City of Merced	City of Mill Valley	City of Milpitas	City of Mission Viejo	City of Monterey	City of Monterey Park
Employer contributions outside of trust	\$ 969,315	\$ 1,571,967	\$ 1,434,001	\$ 1,050,156	\$ -	\$ 636,564	\$ 1,810,000
OPEB reimbursements outside of trust	969,315	1,571,967	1,434,001	1,050,156	-	636,564	1,810,000

(Continued)

**California Public Employees' Retirement System  
California Employers' Retiree Benefit Trust  
Schedule of Changes in Fiduciary Net Position by Employer  
As of and for the Year Ended June 30, 2020**

Employer Name	City of Moorpark	City of Moreno Valley	City of Mountain View	City of Murrieta	City of Napa	City of Newark	City of Newport Beach
<b>Additions</b>							
Contributions:							
Employer contributions - direct	\$ -	\$ 631,564	\$ 2,314,764	\$ -	\$ 1,324,459	\$ 374,657	\$ 1,693,032
Net investment and other income/expenses	83,417	421,628	7,383,837	177,392	284,673	91,520	900,087
<b>Total Additions</b>	<b>83,417</b>	<b>1,053,192</b>	<b>9,698,601</b>	<b>177,392</b>	<b>1,609,132</b>	<b>466,177</b>	<b>2,593,119</b>
<b>Deductions</b>							
OPEB reimbursements - direct	59,234	718,916	-	-	842,848	-	805,881
Administrative expenses	1,152	5,640	67,217	2,453	3,835	1,296	12,037
Employer withdrawal	-	-	-	-	-	-	-
<b>Total Deductions</b>	<b>60,386</b>	<b>724,556</b>	<b>67,217</b>	<b>2,453</b>	<b>846,683</b>	<b>1,296</b>	<b>817,918</b>
<b>Net Increase (Decrease)</b>	<b>23,031</b>	<b>328,636</b>	<b>9,631,384</b>	<b>174,939</b>	<b>762,449</b>	<b>464,881</b>	<b>1,775,201</b>
<b>Net Position Restricted for OPEB Benefits</b>							
Beginning of year	2,358,145	10,968,772	136,249,329	5,020,562	7,139,214	2,306,235	24,021,071
End of year	\$ 2,381,176	\$ 11,297,408	\$ 145,880,713	\$ 5,195,501	\$ 7,901,663	\$ 2,771,116	\$ 25,796,272

**California Public Employees' Retirement System  
California Employers' Retiree Benefit Trust  
Supplementary Schedule the Contributions and Reimbursements Outside the Trust  
As of and for the Year Ended June 30, 2020  
(unaudited)**

Employer Name	City of Moorpark	City of Moreno Valley	City of Mountain View	City of Murrieta	City of Napa	City of Newark	City of Newport Beach
Employer contributions outside of trust	\$ -	\$ 295,036	\$ 6,222,859	\$ 1,498,358	\$ 171,156	\$ 351,456	\$ 2,981,782
OPEB reimbursements outside of trust	-	295,036	6,222,859	1,498,358	171,156	351,456	2,981,782

(Continued)

**California Public Employees' Retirement System  
California Employers' Retiree Benefit Trust  
Schedule of Changes in Fiduciary Net Position by Employer  
As of and for the Year Ended June 30, 2020**

Employer Name	City of Norco	City of Oakland	City of Ojai	City of Ontario	City of Palm Desert	City of Palo Alto	City of Paramount
<b>Additions</b>							
Contributions:							
Employer contributions - direct	\$ 300,000	\$ -	\$ -	\$ 140,000,000	\$ 527,967	\$ 3,747,155	\$ 648,670
Net investment and other income/expenses	346,958	965,572	21,046	1,670,786	977,488	4,328,076	178,197
<b>Total Additions</b>	<b>646,958</b>	<b>965,572</b>	<b>21,046</b>	<b>141,670,786</b>	<b>1,505,455</b>	<b>8,075,231</b>	<b>826,867</b>
<b>Deductions</b>							
OPEB reimbursements - direct	-	-	-	-	-	-	-
Administrative expenses	4,823	13,351	291	33,371	9,046	58,243	2,411
Employer withdrawal	-	-	-	-	-	-	-
<b>Total Deductions</b>	<b>4,823</b>	<b>13,351</b>	<b>291</b>	<b>33,371</b>	<b>9,046</b>	<b>58,243</b>	<b>2,411</b>
<b>Net Increase (Decrease)</b>	<b>642,135</b>	<b>952,221</b>	<b>20,755</b>	<b>141,637,415</b>	<b>1,496,409</b>	<b>8,016,988</b>	<b>824,456</b>
<b>Net Position Restricted for OPEB Benefits</b>							
Beginning of year	9,863,632	27,337,141	595,537	-	18,074,464	118,478,415	4,923,084
End of year	\$ 10,505,767	\$ 28,289,362	\$ 616,292	\$ 141,637,415	\$ 19,570,873	\$ 126,495,403	\$ 5,747,540

**California Public Employees' Retirement System  
California Employers' Retiree Benefit Trust  
Supplementary Schedule the Contributions and Reimbursements Outside the Trust  
As of and for the Year Ended June 30, 2020  
(unaudited)**

Employer Name	City of Norco	City of Oakland	City of Ojai	City of Ontario	City of Palm Desert	City of Palo Alto	City of Paramount
Employer contributions outside of trust	\$ 1,075,132	\$ 27,705,127	\$ 251,580	\$ 6,159,237	\$ 752,486	\$ 12,728,064	\$ 570,330
OPEB reimbursements outside of trust	1,075,132	27,705,127	251,580	6,159,237	752,486	12,728,064	570,330

(Continued)

**California Public Employees' Retirement System  
California Employers' Retiree Benefit Trust  
Schedule of Changes in Fiduciary Net Position by Employer  
As of and for the Year Ended June 30, 2020**

Employer Name	City of Pico Rivera	City of Pismo Beach	City of Pittsburg	City of Pleasanton	City of Rancho Cordova	City of Rancho Mirage	City of Redondo Beach
<b>Additions</b>							
Contributions:							
Employer contributions - direct	\$ -	\$ 326,000	\$ 500,000	\$ 1,159,000	\$ 82,950	\$ -	\$ 2,214,831
Net investment and other income/expenses	168,441	115,313	172,535	1,797,138	57,176	139,131	300,557
<b>Total Additions</b>	<b>168,441</b>	<b>441,313</b>	<b>672,535</b>	<b>2,956,138</b>	<b>140,126</b>	<b>139,131</b>	<b>2,515,388</b>
<b>Deductions</b>							
OPEB reimbursements - direct	-	-	-	-	-	-	1,625,405
Administrative expenses	2,329	1,610	2,459	23,681	523	1,924	3,925
Employer withdrawal	-	-	-	-	-	-	-
<b>Total Deductions</b>	<b>2,329</b>	<b>1,610</b>	<b>2,459</b>	<b>23,681</b>	<b>523</b>	<b>1,924</b>	<b>1,629,330</b>
<b>Net Increase (Decrease)</b>	<b>166,112</b>	<b>439,703</b>	<b>670,076</b>	<b>2,932,457</b>	<b>139,603</b>	<b>137,207</b>	<b>886,058</b>
<b>Net Position Restricted for OPEB Benefits</b>							
Beginning of year	4,764,296	3,285,163	4,885,804	48,275,141	1,062,968	3,936,697	6,841,221
End of year	\$ 4,930,408	\$ 3,724,866	\$ 5,555,880	\$ 51,207,598	\$ 1,202,571	\$ 4,073,904	\$ 7,727,279

**California Public Employees' Retirement System  
California Employers' Retiree Benefit Trust  
Supplementary Schedule the Contributions and Reimbursements Outside the Trust  
As of and for the Year Ended June 30, 2020  
(unaudited)**

Employer Name	City of Pico Rivera	City of Pismo Beach	City of Pittsburg	City of Pleasanton	City of Rancho Cordova	City of Rancho Mirage	City of Redondo Beach
Employer contributions outside of trust	\$ 1,347,000	\$ 274,311	\$ 1,872,635	\$ 4,254,584	\$ 25,885	\$ 391,615	\$ -
OPEB reimbursements outside of trust	1,347,000	274,311	1,872,635	4,254,584	25,885	391,615	-

(Continued)

**California Public Employees' Retirement System  
California Employers' Retiree Benefit Trust  
Schedule of Changes in Fiduciary Net Position by Employer  
As of and for the Year Ended June 30, 2020**

Employer Name	City of Redwood City	City of Reedley	City of Richmond - Richmond Police Officers Association	City of Ridgecrest	City of Rocklin	City of Rohnert Park	City of Rolling Hills
<b>Additions</b>							
Contributions:							
Employer contributions - direct	\$ 4,021,200	\$ 52,720	\$ 2,120,641	\$ -	\$ 7,686,213	\$ -	\$ -
Net investment and other income/expenses	1,245,474	6,313	171,777	40,215	508,197	797,676	33,778
<b>Total Additions</b>	<b>5,266,674</b>	<b>59,033</b>	<b>2,292,418</b>	<b>40,215</b>	<b>8,194,410</b>	<b>797,676</b>	<b>33,778</b>
<b>Deductions</b>							
OPEB reimbursements - direct	-	-	-	-	-	-	-
Administrative expenses	19,841	123	1,619	556	11,765	7,272	308
Employer withdrawal	-	-	-	-	-	-	-
<b>Total Deductions</b>	<b>19,841</b>	<b>123</b>	<b>1,619</b>	<b>556</b>	<b>11,765</b>	<b>7,272</b>	<b>308</b>
<b>Net Increase (Decrease)</b>	<b>5,246,833</b>	<b>58,910</b>	<b>2,290,799</b>	<b>39,659</b>	<b>8,182,645</b>	<b>790,404</b>	<b>33,470</b>
<b>Net Position Restricted for OPEB Benefits</b>							
Beginning of year	39,387,995	229,451	1,879,640	1,138,264	21,156,881	14,734,096	624,277
End of year	\$ 44,634,828	\$ 288,361	\$ 4,170,439	\$ 1,177,923	\$ 29,339,526	\$ 15,524,500	\$ 657,747

**California Public Employees' Retirement System  
California Employers' Retiree Benefit Trust  
Supplementary Schedule the Contributions and Reimbursements Outside the Trust  
As of and for the Year Ended June 30, 2020  
(unaudited)**

Employer Name	City of Redwood City	City of Reedley	City of Richmond - Richmond Police Officers Association	City of Ridgecrest	City of Rocklin	City of Rohnert Park	City of Rolling Hills
Employer contributions outside of trust	\$ 3,441,472	\$ 407,712	\$ 156,536	\$ 129,754	\$ 1,805,262	\$ 1,469,380	\$ 30,049
OPEB reimbursements outside of trust	3,441,472	407,712	156,536	129,754	1,805,262	1,469,380	30,049

(Continued)

**California Public Employees' Retirement System  
California Employers' Retiree Benefit Trust  
Schedule of Changes in Fiduciary Net Position by Employer  
As of and for the Year Ended June 30, 2020**

Employer Name	City of Sacramento	City of Salinas	City of San Carlos	City of San Clemente	City of San Diego	City of San Gabriel	City of San Luis Obispo
<b>Additions</b>							
Contributions:							
Employer contributions - direct	\$ 9,143,993	\$ 250,000	\$ 289,800	\$ 58,950	\$ -	\$ -	978,000
Net investment and other income/expenses	1,064,077	102,633	103,926	63,720	6,437,736	210,188	259,704
<b>Total Additions</b>	<b>10,208,070</b>	<b>352,633</b>	<b>393,726</b>	<b>122,670</b>	<b>6,437,736</b>	<b>210,188</b>	<b>1,237,704</b>
<b>Deductions</b>							
OPEB reimbursements - direct	-	-	260,093	-	3,014,551	-	-
Administrative expenses	22,689	1,439	1,446	523	58,726	2,906	3,472
Employer withdrawal	-	-	-	-	-	-	-
<b>Total Deductions</b>	<b>22,689</b>	<b>1,439</b>	<b>261,539</b>	<b>523</b>	<b>3,073,277</b>	<b>2,906</b>	<b>3,472</b>
<b>Net Increase (Decrease)</b>	<b>10,185,381</b>	<b>351,194</b>	<b>132,187</b>	<b>122,147</b>	<b>3,364,459</b>	<b>207,282</b>	<b>1,234,232</b>
<b>Net Position Restricted for OPEB Benefits</b>							
Beginning of year	43,270,156	2,707,053	3,028,612	1,027,016	118,928,443	5,947,425	6,756,866
End of year	\$ 53,455,537	\$ 3,058,247	\$ 3,160,799	\$ 1,149,163	\$ 122,292,902	\$ 6,154,707	\$ 7,991,098

**California Public Employees' Retirement System  
California Employers' Retiree Benefit Trust  
Supplementary Schedule the Contributions and Reimbursements Outside the Trust  
As of and for the Year Ended June 30, 2020  
(unaudited)**

Employer Name	City of Sacramento	City of Salinas	City of San Carlos	City of San Clemente	City of San Diego	City of San Gabriel	City of San Luis Obispo
Employer contributions outside of trust	\$ 15,763,934	\$ 973,514	\$ 186,315	\$ 87,156	\$ 35,317,999	\$ 1,594,056	\$ 713,000
OPEB reimbursements outside of trust	15,763,934	973,514	186,315	87,156	35,317,999	1,594,056	713,000

(Continued)



**California Public Employees' Retirement System  
California Employers' Retiree Benefit Trust  
Schedule of Changes in Fiduciary Net Position by Employer  
As of and for the Year Ended June 30, 2020**

Employer Name	City of San Mateo	City of San Rafael	City of San Ramon	City of Sand City	City of Santa Fe Springs	City of Santa Monica	City of Santee
<b>Additions</b>							
Contributions:							
Employer contributions - direct	\$ 1,367,000	\$ 550,000	\$ -	\$ -	\$ 1,724,000	\$ -	\$ 500,000
Net investment and other income/expenses	239,340	769,714	1,683,640	123,517	793,628	432,025	62,311
<b>Total Additions</b>	<b>1,606,340</b>	<b>1,319,714</b>	<b>1,683,640</b>	<b>123,517</b>	<b>2,517,628</b>	<b>432,025</b>	<b>562,311</b>
<b>Deductions</b>							
OPEB reimbursements - direct	730,856	-	-	-	-	1,798,994	-
Administrative expenses	3,386	10,592	15,349	1,708	9,838	3,972	565
Employer withdrawal	-	-	-	-	-	-	-
<b>Total Deductions</b>	<b>734,242</b>	<b>10,592</b>	<b>15,349</b>	<b>1,708</b>	<b>9,838</b>	<b>1,802,966</b>	<b>565</b>
<b>Net Increase (Decrease)</b>	<b>872,098</b>	<b>1,309,122</b>	<b>1,668,291</b>	<b>121,809</b>	<b>2,507,790</b>	<b>(1,370,941)</b>	<b>561,746</b>
<b>Net Position Restricted for OPEB Benefits</b>							
Beginning of year	5,575,628	21,676,484	31,094,154	3,493,930	19,477,772	7,899,459	962,304
End of year	\$ 6,447,726	\$ 22,985,606	\$ 32,762,445	\$ 3,615,739	\$ 21,985,562	\$ 6,528,518	\$ 1,524,050

**California Public Employees' Retirement System  
California Employers' Retiree Benefit Trust  
Supplementary Schedule the Contributions and Reimbursements Outside the Trust  
As of and for the Year Ended June 30, 2020  
(unaudited)**

Employer Name	City of San Mateo	City of San Rafael	City of San Ramon	City of Sand City	City of Santa Fe Springs	City of Santa Monica	City of Santee
Employer contributions outside of trust	\$ 450,000	\$ 3,131,444	\$ 1,757,376	\$ 81,571	\$ 3,301,649	\$ -	\$ 207,352
OPEB reimbursements outside of trust	450,000	3,131,444	1,757,376	81,571	3,301,649	-	207,352

(Continued)

**California Public Employees' Retirement System  
California Employers' Retiree Benefit Trust  
Schedule of Changes in Fiduciary Net Position by Employer  
As of and for the Year Ended June 30, 2020**

Employer Name	City of Seal Beach	City of Shasta Lake	City of Sierra Madre	City of Solvang	City of South San Francisco	City of Stanton	City of Temecula
<b>Additions</b>							
Contributions:							
Employer contributions - direct	\$ 239,120	\$ -	\$ 39,300	\$ 70,000	\$ 801,762	\$ -	\$ 654,904
Net investment and other income/expenses	192,717	414,776	101,166	39,388	838,954	47,942	422,946
<b>Total Additions</b>	<b>431,837</b>	<b>414,776</b>	<b>140,466</b>	<b>109,388</b>	<b>1,640,716</b>	<b>47,942</b>	<b>1,077,850</b>
<b>Deductions</b>							
OPEB reimbursements - direct	-	-	-	-	-	51,937	-
Administrative expenses	2,768	3,781	920	359	11,868	437	5,824
Employer withdrawal	-	-	-	-	-	-	-
<b>Total Deductions</b>	<b>2,768</b>	<b>3,781</b>	<b>920</b>	<b>359</b>	<b>11,868</b>	<b>52,374</b>	<b>5,824</b>
<b>Net Increase (Decrease)</b>	<b>429,069</b>	<b>410,995</b>	<b>139,546</b>	<b>109,029</b>	<b>1,628,848</b>	<b>(4,432)</b>	<b>1,072,026</b>
<b>Net Position Restricted for OPEB Benefits</b>							
Beginning of year	5,625,386	7,665,539	1,863,311	705,229	24,239,765	888,886	11,914,801
End of year	\$ 6,054,455	\$ 8,076,534	\$ 2,002,857	\$ 814,258	\$ 25,868,613	\$ 884,454	\$ 12,986,827

**California Public Employees' Retirement System  
California Employers' Retiree Benefit Trust  
Supplementary Schedule the Contributions and Reimbursements Outside the Trust  
As of and for the Year Ended June 30, 2020  
(unaudited)**

Employer Name	City of Seal Beach	City of Shasta Lake	City of Sierra Madre	City of Solvang	City of South San Francisco	City of Stanton	City of Temecula
Employer contributions outside of trust	\$ 627,992	\$ 328,882	\$ 111,263	\$ 134,453	\$ 4,201,530	\$ -	\$ 1,110,091
OPEB reimbursements outside of trust	627,992	328,882	111,263	134,453	4,201,530	-	1,110,091

(Continued)

**California Public Employees' Retirement System  
California Employers' Retiree Benefit Trust  
Schedule of Changes in Fiduciary Net Position by Employer  
As of and for the Year Ended June 30, 2020**

Employer Name	City of Thousand Oaks	City of Torrance	City of Twentynine Palms	City of Vacaville	City of Vallejo	City of Vernon	City of West Hollywood
<b>Additions</b>							
Contributions:							
Employer contributions - direct	\$ 1,866,252	\$ 5,297,000	\$ 125,000	\$ 4,915,000	\$ -	\$ 2,692,868	\$ -
Net investment and other income/expenses	684,768	1,164,584	111,242	1,464,993	776,092	44,684	322,138
<b>Total Additions</b>	<b>2,551,020</b>	<b>6,461,584</b>	<b>236,242</b>	<b>6,379,993</b>	<b>776,092</b>	<b>2,737,552</b>	<b>322,138</b>
<b>Deductions</b>							
OPEB reimbursements - direct	1,451,887	3,637,288	-	-	-	-	-
Administrative expenses	9,282	14,753	1,016	20,429	10,731	2,563	2,525
Employer withdrawal	-	-	-	-	-	-	-
<b>Total Deductions</b>	<b>1,461,169</b>	<b>3,652,041</b>	<b>1,016</b>	<b>20,429</b>	<b>10,731</b>	<b>2,563</b>	<b>2,525</b>
<b>Net Increase (Decrease)</b>	<b>1,089,851</b>	<b>2,809,543</b>	<b>235,226</b>	<b>6,359,564</b>	<b>765,361</b>	<b>2,734,989</b>	<b>319,613</b>
<b>Net Position Restricted for OPEB Benefits</b>							
Beginning of year	18,545,005	25,038,711	1,939,734	38,426,288	21,958,650	4,268,189	5,088,073
End of year	\$ 19,634,856	\$ 27,848,254	\$ 2,174,960	\$ 44,785,852	\$ 22,724,011	\$ 7,003,178	\$ 5,407,686

**California Public Employees' Retirement System  
California Employers' Retiree Benefit Trust  
Supplementary Schedule the Contributions and Reimbursements Outside the Trust  
As of and for the Year Ended June 30, 2020  
(unaudited)**

Employer Name	City of Thousand Oaks	City of Torrance	City of Twentynine Palms	City of Vacaville	City of Vallejo	City of Vernon	City of West Hollywood
Employer contributions outside of trust	\$ 263,194	\$ -	\$ 140,546	\$ 6,702,964	\$ 3,070,524	\$ 1,222,538	\$ 251,082
OPEB reimbursements outside of trust	263,194	-	140,546	6,702,964	3,070,524	1,222,538	251,082

(Continued)

**California Public Employees' Retirement System  
California Employers' Retiree Benefit Trust  
Schedule of Changes in Fiduciary Net Position by Employer  
As of and for the Year Ended June 30, 2020**

Employer Name	City of West Sacramento	City of Westlake Village	City of Westminster	City of Yorba Linda	City of Yreka	City/County Association of Governments of San Mateo County	Clear Creek Community Services District
<b>Additions</b>							
Contributions:							
Employer contributions - direct	\$ 813,925	\$ 151,000	\$ 250,000	\$ 230,718	\$ 206,369	\$ 48,452	\$ -
Net investment and other income/expenses	748,780	35,108	115,636	22,861	51,907	10,179	39,437
<b>Total Additions</b>	<b>1,562,705</b>	<b>186,108</b>	<b>365,636</b>	<b>253,579</b>	<b>258,276</b>	<b>58,631</b>	<b>39,437</b>
<b>Deductions</b>							
OPEB reimbursements - direct	-	-	-	-	-	-	-
Administrative expenses	10,317	492	1,604	437	461	94	547
Employer withdrawal	-	-	-	-	-	-	-
<b>Total Deductions</b>	<b>10,317</b>	<b>492</b>	<b>1,604</b>	<b>437</b>	<b>461</b>	<b>94</b>	<b>547</b>
<b>Net Increase (Decrease)</b>	<b>1,552,388</b>	<b>185,616</b>	<b>364,032</b>	<b>253,142</b>	<b>257,815</b>	<b>58,537</b>	<b>38,890</b>
<b>Net Position Restricted for OPEB Benefits</b>							
Beginning of year	20,697,499	1,003,291	3,107,983	776,453	835,053	189,237	1,116,381
End of year	\$ 22,249,887	\$ 1,188,907	\$ 3,472,015	\$ 1,029,595	\$ 1,092,868	\$ 247,774	\$ 1,155,271

**California Public Employees' Retirement System  
California Employers' Retiree Benefit Trust  
Supplementary Schedule the Contributions and Reimbursements Outside the Trust  
As of and for the Year Ended June 30, 2020  
(unaudited)**

Employer Name	City of West Sacramento	City of Westlake Village	City of Westminster	City of Yorba Linda	City of Yreka	City/County Association of Governments of San Mateo County	Clear Creek Community Services District
Employer contributions outside of trust	\$ 2,196,860	\$ 64,832	\$ 2,768,823	\$ 688,476	\$ 46,374	\$ 9,217	\$ 111,714
OPEB reimbursements outside of trust	2,196,860	64,832	2,768,823	688,476	46,374	9,217	111,714

(Continued)

**California Public Employees' Retirement System  
California Employers' Retiree Benefit Trust  
Schedule of Changes in Fiduciary Net Position by Employer  
As of and for the Year Ended June 30, 2020**

Employer Name	Coachella Valley Mosquito and Vector Control District	Colusa County Superior Court	Compton Creek Mosquito Abatement District	Contra Costa County Public Law Library	Contra Costa Transportation Authority	Cooperative Personnel Services	Costa Mesa Sanitary District
<b>Additions</b>							
Contributions:							
Employer contributions - direct	\$ 312,420	\$ -	\$ -	\$ -	\$ 307,822	\$ -	\$ 16,456
Net investment and other income/expenses	110,709	32,168	3,385	39,345	167,773	263,420	13,154
<b>Total Additions</b>	<b>423,129</b>	<b>32,168</b>	<b>3,385</b>	<b>39,345</b>	<b>475,595</b>	<b>263,420</b>	<b>29,610</b>
<b>Deductions</b>							
OPEB reimbursements - direct	-	-	-	-	155,624	136,998	-
Administrative expenses	1,491	252	47	359	2,301	3,649	179
Employer withdrawal	-	-	-	-	-	-	-
<b>Total Deductions</b>	<b>1,491</b>	<b>252</b>	<b>47</b>	<b>359</b>	<b>157,925</b>	<b>140,647</b>	<b>179</b>
<b>Net Increase (Decrease)</b>	<b>421,638</b>	<b>31,916</b>	<b>3,338</b>	<b>38,986</b>	<b>317,670</b>	<b>122,773</b>	<b>29,431</b>
<b>Net Position Restricted for OPEB Benefits</b>							
Beginning of year	3,037,000	508,011	95,818	727,190	4,546,258	7,459,253	366,269
End of year	\$ 3,458,638	\$ 539,927	\$ 99,156	\$ 766,176	\$ 4,863,928	\$ 7,582,026	\$ 395,700

**California Public Employees' Retirement System  
California Employers' Retiree Benefit Trust  
Supplementary Schedule the Contributions and Reimbursements Outside the Trust  
As of and for the Year Ended June 30, 2020  
(unaudited)**

Employer Name	Coachella Valley Mosquito and Vector Control District	Colusa County Superior Court	Compton Creek Mosquito Abatement District	Contra Costa County Public Law Library	Contra Costa Transportation Authority	Cooperative Personnel Services	Costa Mesa Sanitary District
Employer contributions outside of trust	\$ 58,656	\$ 30,835	\$ -	\$ 36,000	\$ 15,000	\$ 48,615	\$ 20,389
OPEB reimbursements outside of trust	58,656	30,835	-	36,000	15,000	48,615	20,389

(Continued)

**California Public Employees' Retirement System  
California Employers' Retiree Benefit Trust  
Schedule of Changes in Fiduciary Net Position by Employer  
As of and for the Year Ended June 30, 2020**

Employer Name	Cosumnes Community Services District	County of Butte	County of Del Norte	County of Lassen	County of Marin	County of Monterey	County of Nevada
<b>Additions</b>							
Contributions:							
Employer contributions - direct	\$ 747,266	\$ 3,118,495	\$ -	\$ 144,692	\$ 5,000,000	\$ 5,584,875	\$ 1,485,000
Net investment and other income/expenses	548,058	364,825	32,018	30,465	4,294,424	1,424,586	1,042,237
<b>Total Additions</b>	<b>1,295,324</b>	<b>3,483,320</b>	<b>32,018</b>	<b>175,157</b>	<b>9,294,424</b>	<b>7,009,461</b>	<b>2,527,237</b>
<b>Deductions</b>							
OPEB reimbursements - direct	-	1,629,503	-	-	-	-	-
Administrative expenses	7,466	3,312	443	443	57,018	20,746	14,292
Employer withdrawal	-	-	-	-	-	-	-
<b>Total Deductions</b>	<b>7,466</b>	<b>1,632,815</b>	<b>443</b>	<b>443</b>	<b>57,018</b>	<b>20,746</b>	<b>14,292</b>
<b>Net Increase (Decrease)</b>	<b>1,287,858</b>	<b>1,850,505</b>	<b>31,575</b>	<b>174,714</b>	<b>9,237,406</b>	<b>6,988,715</b>	<b>2,512,945</b>
<b>Net Position Restricted for OPEB Benefits</b>							
Beginning of year	15,029,084	5,900,018	908,322	901,939	115,276,954	40,764,288	28,603,549
End of year	\$ 16,316,942	\$ 7,750,523	\$ 939,897	\$ 1,076,653	\$ 124,514,360	\$ 47,753,003	\$ 31,116,494

**California Public Employees' Retirement System  
California Employers' Retiree Benefit Trust  
Supplementary Schedule the Contributions and Reimbursements Outside the Trust  
As of and for the Year Ended June 30, 2020  
(unaudited)**

Employer Name	Cosumnes Community Services District	County of Butte	County of Del Norte	County of Lassen	County of Marin	County of Monterey	County of Nevada
Employer contributions outside of trust	\$ 2,329,660	\$ 1,874,984	\$ 1,393,926	\$ 498,572	\$ 12,866,289	\$ 2,912,657	\$ 2,535,103
OPEB reimbursements outside of trust	2,329,660	1,874,984	1,393,926	498,572	12,866,289	2,912,657	2,535,103

(Continued)

**California Public Employees' Retirement System  
California Employers' Retiree Benefit Trust  
Schedule of Changes in Fiduciary Net Position by Employer  
As of and for the Year Ended June 30, 2020**

Employer Name	County of Placer	County of Riverside	County of San Benito	County of San Luis Obispo	County of San Mateo	County of Santa Clara	County School Service - Sacramento County Schools
<b>Additions</b>							
Contributions:							
Employer contributions - direct	\$ 17,367,247	\$ 5,600,000	\$ 265,825	\$ 676,000	\$ 21,057,778	\$ 40,585,818	\$ -
Net investment and other income/expenses	14,958,007	2,523,578	272,619	732,442	17,755,523	40,211,268	1,871,589
<b>Total Additions</b>	<b>32,325,254</b>	<b>8,123,578</b>	<b>538,444</b>	<b>1,408,442</b>	<b>38,813,301</b>	<b>80,797,086</b>	<b>1,871,589</b>
<b>Deductions</b>							
OPEB reimbursements - direct	16,801,264	-	-	-	16,471,868	-	243,142
Administrative expenses	194,868	22,872	6,681	10,017	161,559	558,087	25,879
Employer withdrawal	-	-	11,814,255	-	-	-	-
<b>Total Deductions</b>	<b>16,996,132</b>	<b>22,872</b>	<b>11,820,936</b>	<b>10,017</b>	<b>16,633,427</b>	<b>558,087</b>	<b>269,021</b>
<b>Net Increase (Decrease)</b>	<b>15,329,122</b>	<b>8,100,706</b>	<b>(11,282,492)</b>	<b>1,398,425</b>	<b>22,179,874</b>	<b>80,238,999</b>	<b>1,602,568</b>
<b>Net Position Restricted for OPEB Benefits</b>							
Beginning of year	395,025,341	44,906,605	24,408,075	20,171,508	326,686,037	1,129,312,332	52,983,091
End of year	\$ 410,354,463	\$ 53,007,311	\$ 13,125,583	\$ 21,569,933	\$ 348,865,911	\$ 1,209,551,331	\$ 54,585,659

**California Public Employees' Retirement System  
California Employers' Retiree Benefit Trust  
Supplementary Schedule the Contributions and Reimbursements Outside the Trust  
As of and for the Year Ended June 30, 2020  
(unaudited)**

Employer Name	County of Placer	County of Riverside	County of San Benito	County of San Luis Obispo	County of San Mateo	County of Santa Clara	County School Service - Sacramento County Schools
Employer contributions outside of trust	\$ 4,427,487	\$ 4,163,607	\$ 2,497,179	\$ 3,102,004	\$ 7,539,000	\$ 90,275,575	\$ 2,617,347
OPEB reimbursements outside of trust	4,427,487	4,163,607	2,497,179	3,102,004	7,539,000	90,275,575	2,617,347

(Continued)

**California Public Employees' Retirement System  
California Employers' Retiree Benefit Trust  
Schedule of Changes in Fiduciary Net Position by Employer  
As of and for the Year Ended June 30, 2020**

Employer Name	County Superintendent of Schools Office - Riverside County Schools	CRA/LA, A Designated Local Authority	Crescenta Valley Water District	Crestline-Lake Arrowhead Water Agency	CSAC Excess Insurance Authority	Cucamonga Valley Water District	Del Mar Union Elementary School District
<b>Additions</b>							
Contributions:							
Employer contributions - direct	\$ 875,000	\$ 1,700,000	\$ -	\$ 32,744	\$ 270,000	\$ 1,440,000	\$ 600,000
Net investment and other income/expenses	3,152,337	1,401,691	18,708	32,066	37,901	319,294	8,515
<b>Total Additions</b>	<b>4,027,337</b>	<b>3,101,691</b>	<b>18,708</b>	<b>64,810</b>	<b>307,901</b>	<b>1,759,294</b>	<b>608,515</b>
<b>Deductions</b>							
OPEB reimbursements - direct	-	-	-	-	-	869,685	-
Administrative expenses	43,232	12,859	259	440	555	4,438	335
Employer withdrawal	-	-	-	-	-	-	-
<b>Total Deductions</b>	<b>43,232</b>	<b>12,859</b>	<b>259</b>	<b>440</b>	<b>555</b>	<b>874,123</b>	<b>335</b>
<b>Net Increase (Decrease)</b>	<b>3,984,105</b>	<b>3,088,832</b>	<b>18,449</b>	<b>64,370</b>	<b>307,346</b>	<b>885,171</b>	<b>608,180</b>
<b>Net Position Restricted for OPEB Benefits</b>							
Beginning of year	88,440,771	24,781,433	529,574	901,105	886,548	8,541,101	500,000
End of year	\$ 92,424,876	\$ 27,870,265	\$ 548,023	\$ 965,475	\$ 1,193,894	\$ 9,426,272	\$ 1,108,180

**California Public Employees' Retirement System  
California Employers' Retiree Benefit Trust  
Supplementary Schedule the Contributions and Reimbursements Outside the Trust  
As of and for the Year Ended June 30, 2020  
(unaudited)**

Employer Name	County Superintendent of Schools Office - Riverside County Schools	CRA/LA, A Designated Local Authority	Crescenta Valley Water District	Crestline-Lake Arrowhead Water Agency	CSAC Excess Insurance Authority	Cucamonga Valley Water District	Del Mar Union Elementary School District
Employer contributions outside of trust	\$ 6,157,043	\$ 2,406,049	\$ 242,284	\$ 111,529	\$ 37,122	\$ 17,643	\$ 188,733
OPEB reimbursements outside of trust	6,157,043	2,406,049	242,284	111,529	37,122	17,643	188,733

(Continued)



**California Public Employees' Retirement System  
California Employers' Retiree Benefit Trust  
Schedule of Changes in Fiduciary Net Position by Employer  
As of and for the Year Ended June 30, 2020**

Employer Name	Del Norte Solid Waste Management Authority	Del Paso Manor Water District	Del Puerto Water District	Delta Vector Control District	Denair Community Services District	Diablo Water District	Diamond Springs/EI Dorado Fire Protection District
<b>Additions</b>							
Contributions:							
Employer contributions - direct	\$ 140,000	\$ -	\$ 30,829	\$ 31,978	\$ 5,532	\$ -	\$ 126,219
Net investment and other income/expenses	16,519	21,925	38,100	31,217	60,160	35,802	91,610
<b>Total Additions</b>	<b>156,519</b>	<b>21,925</b>	<b>68,929</b>	<b>63,195</b>	<b>65,692</b>	<b>35,802</b>	<b>217,829</b>
<b>Deductions</b>							
OPEB reimbursements - direct	-	-	13,624	-	-	-	-
Administrative expenses	254	303	346	285	544	495	837
Employer withdrawal	-	-	-	-	-	-	-
<b>Total Deductions</b>	<b>254</b>	<b>303</b>	<b>13,970</b>	<b>285</b>	<b>544</b>	<b>495</b>	<b>837</b>
<b>Net Increase (Decrease)</b>	<b>156,265</b>	<b>21,622</b>	<b>54,959</b>	<b>62,910</b>	<b>65,148</b>	<b>35,307</b>	<b>216,992</b>
<b>Net Position Restricted for OPEB Benefits</b>							
Beginning of year	524,028	620,691	694,701	547,265	1,101,444	1,013,795	1,570,944
End of year	\$ 680,293	\$ 642,313	\$ 749,660	\$ 610,175	\$ 1,166,592	\$ 1,049,102	\$ 1,787,936

**California Public Employees' Retirement System  
California Employers' Retiree Benefit Trust  
Supplementary Schedule the Contributions and Reimbursements Outside the Trust  
As of and for the Year Ended June 30, 2020  
(unaudited)**

Employer Name	Del Norte Solid Waste Management Authority	Del Paso Manor Water District	Del Puerto Water District	Delta Vector Control District	Denair Community Services District	Diablo Water District	Diamond Springs/EI Dorado Fire Protection District
Employer contributions outside of trust	\$ 46,698	\$ 18,216	\$ 310	\$ 14,388	\$ 74,462	\$ 73,868	\$ 430,147
OPEB reimbursements outside of trust	46,698	18,216	310	14,388	74,462	73,868	430,147

(Continued)

**California Public Employees' Retirement System  
California Employers' Retiree Benefit Trust  
Schedule of Changes in Fiduciary Net Position by Employer  
As of and for the Year Ended June 30, 2020**

Employer Name	Dublin San Ramon Services District	East Bay Dischargers Authority	East Bay Regional Park District	East Palo Alto Sanitary District	East Valley Water District	Eastern Municipal Water District	Eden Area ROP
<b>Additions</b>							
Contributions:							
Employer contributions - direct	\$ 1,251,832	\$ 492,331	\$ 4,170,645	\$ -	\$ 184,692	\$ 18,000,000	\$ -
Net investment and other income/expenses	1,549,013	30,916	2,272,557	41,428	38,874	3,169,036	47,199
<b>Total Additions</b>	<b>2,800,845</b>	<b>523,247</b>	<b>6,443,202</b>	<b>41,428</b>	<b>223,566</b>	<b>21,169,036</b>	<b>47,199</b>
<b>Deductions</b>							
OPEB reimbursements - direct	1,217,291	-	2,691,995	-	-	4,170,865	-
Administrative expenses	13,965	135	30,308	573	427	44,871	370
Employer withdrawal	-	-	-	-	-	-	-
<b>Total Deductions</b>	<b>1,231,256</b>	<b>135</b>	<b>2,722,303</b>	<b>573</b>	<b>427</b>	<b>4,215,736</b>	<b>370</b>
<b>Net Increase (Decrease)</b>	<b>1,569,589</b>	<b>523,112</b>	<b>3,720,899</b>	<b>40,855</b>	<b>223,139</b>	<b>16,953,300</b>	<b>46,829</b>
<b>Net Position Restricted for OPEB Benefits</b>							
Beginning of year	27,169,273	220,238	60,743,584	1,172,587	799,915	74,478,440	745,533
End of year	\$ 28,738,862	\$ 743,350	\$ 64,464,483	\$ 1,213,442	\$ 1,023,054	\$ 91,431,740	\$ 792,362

**California Public Employees' Retirement System  
California Employers' Retiree Benefit Trust  
Supplementary Schedule the Contributions and Reimbursements Outside the Trust  
As of and for the Year Ended June 30, 2020  
(unaudited)**

Employer Name	Dublin San Ramon Services District	East Bay Dischargers Authority	East Bay Regional Park District	East Palo Alto Sanitary District	East Valley Water District	Eastern Municipal Water District	Eden Area ROP
Employer contributions outside of trust	\$ -	\$ 69,374	\$ 837,674	\$ 89,084	\$ 220,316	\$ 1,006,063	\$ 28,734
OPEB reimbursements outside of trust	-	69,374	837,674	89,084	220,316	1,006,063	28,734

(Continued)

**California Public Employees' Retirement System  
California Employers' Retiree Benefit Trust  
Schedule of Changes in Fiduciary Net Position by Employer  
As of and for the Year Ended June 30, 2020**

Employer Name	El Dorado County Superior Court	El Dorado County Transit Authority	El Dorado County Transportation Commission	El Dorado Hills Community Services District	El Dorado Hills County Water District	El Dorado Irrigation District	Encina Wastewater Authority
<b>Additions</b>							
Contributions:							
Employer contributions - direct	\$ 95,000	\$ 49,568	\$ -	\$ -	\$ 300,000	\$ -	\$ 30,000
Net investment and other income/expenses	1,029	21,322	3,701	61,003	288,733	367,699	23,636
<b>Total Additions</b>	<b>96,029</b>	<b>70,890</b>	<b>3,701</b>	<b>61,003</b>	<b>588,733</b>	<b>367,699</b>	<b>53,636</b>
<b>Deductions</b>							
OPEB reimbursements - direct	-	-	-	-	-	-	-
Administrative expenses	1	208	51	844	3,957	5,084	324
Employer withdrawal	-	-	-	-	-	-	-
<b>Total Deductions</b>	<b>1</b>	<b>208</b>	<b>51</b>	<b>844</b>	<b>3,957</b>	<b>5,084</b>	<b>324</b>
<b>Net Increase (Decrease)</b>	<b>96,028</b>	<b>70,682</b>	<b>3,650</b>	<b>60,159</b>	<b>584,776</b>	<b>362,615</b>	<b>53,312</b>
<b>Net Position Restricted for OPEB Benefits</b>							
Beginning of year	3,278	412,221	104,763	1,726,831	7,882,176	10,408,102	663,180
End of year	\$ 99,306	\$ 482,903	\$ 108,413	\$ 1,786,990	\$ 8,466,952	\$ 10,770,717	\$ 716,492

**California Public Employees' Retirement System  
California Employers' Retiree Benefit Trust  
Supplementary Schedule the Contributions and Reimbursements Outside the Trust  
As of and for the Year Ended June 30, 2020  
(unaudited)**

Employer Name	El Dorado County Superior Court	El Dorado County Transit Authority	El Dorado County Transportation Commission	El Dorado Hills Community Services District	El Dorado Hills County Water District	El Dorado Irrigation District	Encina Wastewater Authority
Employer contributions outside of trust	\$ 165,552	\$ 26,817	\$ 1,026	\$ 211,443	\$ 783,732	\$ 1,763,809	\$ 71,062
OPEB reimbursements outside of trust	165,552	26,817	1,026	211,443	783,732	1,763,809	71,062

(Continued)

**California Public Employees' Retirement System  
California Employers' Retiree Benefit Trust  
Schedule of Changes in Fiduciary Net Position by Employer  
As of and for the Year Ended June 30, 2020**

Employer Name	Enterprise Elementary School District	Fair Oaks Recreation & Park District	Fairfield-Suisun Sewer District	Fern Valley Water District	First 5 Contra Costa	First 5 Del Norte	First 5 San Benito
<b>Additions</b>							
Contributions:							
Employer contributions - direct	\$ 196,995	\$ 40,000	\$ -	\$ 50,000	\$ 66,965	\$ -	\$ -
Net investment and other income/expenses	58,603	1,032	195,043	51,504	49,736	4,371	16,701
<b>Total Additions</b>	<b>255,598</b>	<b>41,032</b>	<b>195,043</b>	<b>101,504</b>	<b>116,701</b>	<b>4,371</b>	<b>16,701</b>
<b>Deductions</b>							
OPEB reimbursements - direct	-	-	-	-	27,086	-	-
Administrative expenses	773	2	2,697	470	454	60	231
Employer withdrawal	-	-	-	-	-	-	-
<b>Total Deductions</b>	<b>773</b>	<b>2</b>	<b>2,697</b>	<b>470</b>	<b>27,540</b>	<b>60</b>	<b>231</b>
<b>Net Increase (Decrease)</b>	<b>254,825</b>	<b>41,030</b>	<b>192,346</b>	<b>101,034</b>	<b>89,161</b>	<b>4,311</b>	<b>16,470</b>
<b>Net Position Restricted for OPEB Benefits</b>							
Beginning of year	1,412,345	-	5,519,339	951,714	918,023	123,708	472,805
End of year	\$ 1,667,170	\$ 41,030	\$ 5,711,685	\$ 1,052,748	\$ 1,007,184	\$ 128,019	\$ 489,275

**California Public Employees' Retirement System  
California Employers' Retiree Benefit Trust  
Supplementary Schedule the Contributions and Reimbursements Outside the Trust  
As of and for the Year Ended June 30, 2020  
(unaudited)**

Employer Name	Enterprise Elementary School District	Fair Oaks Recreation & Park District	Fairfield-Suisun Sewer District	Fern Valley Water District	First 5 Contra Costa	First 5 Del Norte	First 5 San Benito
Employer contributions outside of trust	\$ 147,717	\$ 59,216	\$ 370,411	\$ 60,000	\$ 18,128	\$ -	\$ 16,343
OPEB reimbursements outside of trust	147,717	59,216	370,411	60,000	18,128	-	16,343

(Continued)

**California Public Employees' Retirement System  
California Employers' Retiree Benefit Trust  
Schedule of Changes in Fiduciary Net Position by Employer  
As of and for the Year Ended June 30, 2020**

Employer Name	Florin Resource Conservation District Elk Grove Water Works	Foothill DeAnza Community College District	Foresthill Public Utility District	Franklin Elementary School District	Fresno County Law Library	Fresno Unified School District	Georgetown Fire Protection District
<b>Additions</b>							
Contributions:							
Employer contributions - direct	\$ 126,985	\$ 1,500,000	\$ -	\$ 30,000	\$ -	\$ 3,500,000	\$ 150,000
Net investment and other income/expenses	98,023	824,136	6,921	2,091	13,337	2,664,554	-
<b>Total Additions</b>	<b>225,008</b>	<b>2,324,136</b>	<b>6,921</b>	<b>32,091</b>	<b>13,337</b>	<b>6,164,554</b>	<b>150,000</b>
<b>Deductions</b>							
OPEB reimbursements - direct	-	-	-	-	-	-	-
Administrative expenses	1,361	11,546	96	40	184	24,597	-
Employer withdrawal	-	-	-	-	-	-	-
<b>Total Deductions</b>	<b>1,361</b>	<b>11,546</b>	<b>96</b>	<b>40</b>	<b>184</b>	<b>24,597</b>	<b>-</b>
<b>Net Increase (Decrease)</b>	<b>223,647</b>	<b>2,312,590</b>	<b>6,825</b>	<b>32,051</b>	<b>13,153</b>	<b>6,139,957</b>	<b>150,000</b>
<b>Net Position Restricted for OPEB Benefits</b>							
Beginning of year	2,783,061	22,591,064	195,927	65,786	377,199	48,685,111	-
End of year	\$ 3,006,708	\$ 24,903,654	\$ 202,752	\$ 97,837	\$ 390,352	\$ 54,825,068	\$ 150,000

**California Public Employees' Retirement System  
California Employers' Retiree Benefit Trust  
Supplementary Schedule the Contributions and Reimbursements Outside the Trust  
As of and for the Year Ended June 30, 2020  
(unaudited)**

Employer Name	Florin Resource Conservation District Elk Grove Water Works	Foothill DeAnza Community College District	Foresthill Public Utility District	Franklin Elementary School District	Fresno County Law Library	Fresno Unified School District	Georgetown Fire Protection District
Employer contributions outside of trust	\$ 116,255	\$ 7,648,934	\$ 10,950	\$ 39,226	\$ 9,911	\$ 34,234,823	\$ 72,197
OPEB reimbursements outside of trust	116,255	7,648,934	10,950	39,226	9,911	34,234,823	72,197

(Continued)

**California Public Employees' Retirement System  
California Employers' Retiree Benefit Trust  
Schedule of Changes in Fiduciary Net Position by Employer  
As of and for the Year Ended June 30, 2020**

Employer Name	Glendale Community College District	Glenn County Superior Court	Gold Coast Transit	Golden Sierra Job Training Agency	Goleta Sanitary District	Greater Los Angeles County Vector Control District	Grossmont Healthcare District
<b>Additions</b>							
Contributions:							
Employer contributions - direct	\$ 688,020	\$ 90,000	\$ -	\$ -	\$ 217,593	\$ 600,000	\$ -
Net investment and other income/expenses	519,849	49,429	23,350	96,440	113,954	194,101	96,658
<b>Total Additions</b>	<b>1,207,869</b>	<b>139,429</b>	<b>23,350</b>	<b>96,440</b>	<b>331,547</b>	<b>794,101</b>	<b>96,658</b>
<b>Deductions</b>							
OPEB reimbursements - direct	-	-	-	-	-	-	139,419
Administrative expenses	4,712	389	323	879	1,414	2,634	1,350
Employer withdrawal	-	-	-	-	-	-	-
<b>Total Deductions</b>	<b>4,712</b>	<b>389</b>	<b>323</b>	<b>879</b>	<b>1,414</b>	<b>2,634</b>	<b>140,769</b>
<b>Net Increase (Decrease)</b>	<b>1,203,157</b>	<b>139,040</b>	<b>23,027</b>	<b>95,561</b>	<b>330,133</b>	<b>791,467</b>	<b>(44,111)</b>
<b>Net Position Restricted for OPEB Benefits</b>							
Beginning of year	8,970,835	696,359	660,703	1,781,998	2,857,067	5,381,713	2,750,453
End of year	\$ 10,173,992	\$ 835,399	\$ 683,730	\$ 1,877,559	\$ 3,187,200	\$ 6,173,180	\$ 2,706,342

**California Public Employees' Retirement System  
California Employers' Retiree Benefit Trust  
Supplementary Schedule the Contributions and Reimbursements Outside the Trust  
As of and for the Year Ended June 30, 2020  
(unaudited)**

Employer Name	Glendale Community College District	Glenn County Superior Court	Gold Coast Transit	Golden Sierra Job Training Agency	Goleta Sanitary District	Greater Los Angeles County Vector Control District	Grossmont Healthcare District
Employer contributions outside of trust	\$ 1,218,423	\$ 143,954	\$ 29,171	\$ 118,861	\$ 151,810	\$ 406,270	\$ 108
OPEB reimbursements outside of trust	1,218,423	143,954	29,171	118,861	151,810	406,270	108

(Continued)

**California Public Employees' Retirement System  
California Employers' Retiree Benefit Trust  
Schedule of Changes in Fiduciary Net Position by Employer  
As of and for the Year Ended June 30, 2020**

Employer Name	Grossmont Union High School District	Groveland Community Services District	Hartnell Community College District	Helix Water District	Heritage Ranch Community Services District	Housing Authority of the City of Alameda	Housing Authority of the City of Los Angeles
<b>Additions</b>							
Contributions:							
Employer contributions - direct	\$ -	\$ -	\$ -	\$ 593,200	\$ 25,000	\$ -	\$ 782,043
Net investment and other income/expenses	376,267	67,685	187,237	560,329	16,168	42,246	841,592
<b>Total Additions</b>	<b>376,267</b>	<b>67,685</b>	<b>187,237</b>	<b>1,153,529</b>	<b>41,168</b>	<b>42,246</b>	<b>1,623,635</b>
<b>Deductions</b>							
OPEB reimbursements - direct	-	-	-	-	-	-	-
Administrative expenses	2,949	531	2,589	7,794	221	584	11,790
Employer withdrawal	-	-	-	-	-	-	-
<b>Total Deductions</b>	<b>2,949</b>	<b>531</b>	<b>2,589</b>	<b>7,794</b>	<b>221</b>	<b>584</b>	<b>11,790</b>
<b>Net Increase (Decrease)</b>	<b>373,318</b>	<b>67,154</b>	<b>184,648</b>	<b>1,145,735</b>	<b>40,947</b>	<b>41,662</b>	<b>1,611,845</b>
<b>Net Position Restricted for OPEB Benefits</b>							
Beginning of year	5,945,591	1,069,357	5,295,850	15,389,899	450,494	1,195,000	23,957,411
End of year	\$ 6,318,909	\$ 1,136,511	\$ 5,480,498	\$ 16,535,634	\$ 491,441	\$ 1,236,662	\$ 25,569,256

**California Public Employees' Retirement System  
California Employers' Retiree Benefit Trust  
Supplementary Schedule the Contributions and Reimbursements Outside the Trust  
As of and for the Year Ended June 30, 2020  
(unaudited)**

Employer Name	Grossmont Union High School District	Groveland Community Services District	Hartnell Community College District	Helix Water District	Heritage Ranch Community Services District	Housing Authority of the City of Alameda	Housing Authority of the City of Los Angeles
Employer contributions outside of trust	\$ 3,048,040	\$ 105,824	\$ 319,975	\$ 2,262,844	\$ 60,023	\$ 45,387	\$ 1,544,215
OPEB reimbursements outside of trust	3,048,040	105,824	319,975	2,262,844	60,023	45,387	1,544,215

(Continued)

**California Public Employees' Retirement System  
California Employers' Retiree Benefit Trust  
Schedule of Changes in Fiduciary Net Position by Employer  
As of and for the Year Ended June 30, 2020**

Employer Name	Housing Authority of the County of Butte	Housing Authority of the County of San Mateo	Housing Authority of the County of Santa Clara	Housing Authority of the County of Santa Cruz	Igo, Ono, Platina Union Elementary School District	Imperial Irrigation District	Indian Wells Valley Water District
<b>Additions</b>							
Contributions:							
Employer contributions - direct	\$ 18,661	\$ 92,851	\$ -	\$ 81,444	\$ -	\$ 23,000,000	\$ -
Net investment and other income/expenses	32,283	72,490	766,326	22,387	673	5,937,476	37,298
<b>Total Additions</b>	<b>50,944</b>	<b>165,341</b>	<b>766,326</b>	<b>103,831</b>	<b>673</b>	<b>28,937,476</b>	<b>37,298</b>
<b>Deductions</b>							
OPEB reimbursements - direct	-	31,825	-	-	-	-	-
Administrative expenses	296	574	6,986	310	10	58,920	516
Employer withdrawal	-	-	-	-	-	-	-
<b>Total Deductions</b>	<b>296</b>	<b>32,399</b>	<b>6,986</b>	<b>310</b>	<b>10</b>	<b>58,920</b>	<b>516</b>
<b>Net Increase (Decrease)</b>	<b>50,648</b>	<b>132,942</b>	<b>759,340</b>	<b>103,521</b>	<b>663</b>	<b>28,878,556</b>	<b>36,782</b>
<b>Net Position Restricted for OPEB Benefits</b>							
Beginning of year	601,025	1,116,046	14,163,507	633,688	19,036	106,302,977	1,056,104
End of year	\$ 651,673	\$ 1,248,988	\$ 14,922,847	\$ 737,209	\$ 19,699	\$ 135,181,533	\$ 1,092,886

**California Public Employees' Retirement System  
California Employers' Retiree Benefit Trust  
Supplementary Schedule the Contributions and Reimbursements Outside the Trust  
As of and for the Year Ended June 30, 2020  
(unaudited)**

Employer Name	Housing Authority of the County of Butte	Housing Authority of the County of San Mateo	Housing Authority of the County of Santa Clara	Housing Authority of the County of Santa Cruz	Igo, Ono, Platina Union Elementary School District	Imperial Irrigation District	Indian Wells Valley Water District
Employer contributions outside of trust	\$ 25,002	\$ 5,826	\$ 496,779	\$ 40,393	\$ -	\$ 6,657,291	\$ 81,354
OPEB reimbursements outside of trust	25,002	5,826	496,779	40,393	-	6,657,291	81,354

(Continued)



**California Public Employees' Retirement System  
California Employers' Retiree Benefit Trust  
Schedule of Changes in Fiduciary Net Position by Employer  
As of and for the Year Ended June 30, 2020**

Employer Name	Inland Empire Utilities Agency	Inverness Public Utility District	Ironhouse Sanitary District	Jurupa Community Services District	Kaweah Delta Water Conservation District	Kensington Fire Protection District	Kensington Police Protection and Community Services District
<b>Additions</b>							
Contributions:							
Employer contributions - direct	\$ 1,000,000	\$ -	\$ 67,000	\$ 1,000,000	\$ 169,000	\$ -	\$ 151,470
Net investment and other income/expenses	929,113	24,546	95,256	134,855	76,316	79,104	54,053
<b>Total Additions</b>	<b>1,929,113</b>	<b>24,546</b>	<b>162,256</b>	<b>1,134,855</b>	<b>245,316</b>	<b>79,104</b>	<b>205,523</b>
<b>Deductions</b>							
OPEB reimbursements - direct	-	-	-	-	-	112,644	-
Administrative expenses	8,519	224	1,306	1,913	707	722	733
Employer withdrawal	-	-	-	-	-	-	-
<b>Total Deductions</b>	<b>8,519</b>	<b>224</b>	<b>1,306</b>	<b>1,913</b>	<b>707</b>	<b>113,366</b>	<b>733</b>
<b>Net Increase (Decrease)</b>	<b>1,920,594</b>	<b>24,322</b>	<b>160,950</b>	<b>1,132,942</b>	<b>244,609</b>	<b>(34,262)</b>	<b>204,790</b>
<b>Net Position Restricted for OPEB Benefits</b>							
Beginning of year	17,230,464	453,569	2,672,825	2,970,170	1,430,366	1,459,931	1,500,776
End of year	\$ 19,151,058	\$ 477,891	\$ 2,833,775	\$ 4,103,112	\$ 1,674,975	\$ 1,425,669	\$ 1,705,566

**California Public Employees' Retirement System  
California Employers' Retiree Benefit Trust  
Supplementary Schedule the Contributions and Reimbursements Outside the Trust  
As of and for the Year Ended June 30, 2020  
(unaudited)**

Employer Name	Inland Empire Utilities Agency	Inverness Public Utility District	Ironhouse Sanitary District	Jurupa Community Services District	Kaweah Delta Water Conservation District	Kensington Fire Protection District	Kensington Police Protection and Community Services District
Employer contributions outside of trust	\$ 878,603	\$ 38,885	\$ 283,671	\$ 745,984	\$ 61,705	\$ 22,465	\$ 214,820
OPEB reimbursements outside of trust	878,603	38,885	283,671	745,984	61,705	22,465	214,820

(Continued)

**California Public Employees' Retirement System  
California Employers' Retiree Benefit Trust  
Schedule of Changes in Fiduciary Net Position by Employer  
As of and for the Year Ended June 30, 2020**

Employer Name	Kentfield Fire Protection District	Kenwood Fire Protection District	Kern County Housing Authority	Kern County Law Library	Kern County Water Agency	La Puente Valley County Water District	Lafayette School District
<b>Additions</b>							
Contributions:							
Employer contributions - direct	\$ 359,000	\$ -	\$ 241,900	\$ 7,154	\$ 500,000	\$ 75,000	\$ 100,000
Net investment and other income/expenses	182,800	47,100	149,329	4,008	79,071	66,441	46,271
<b>Total Additions</b>	<b>541,800</b>	<b>47,100</b>	<b>391,229</b>	<b>11,162</b>	<b>579,071</b>	<b>141,441</b>	<b>146,271</b>
<b>Deductions</b>							
OPEB reimbursements - direct	-	-	-	-	-	-	-
Administrative expenses	1,544	429	2,090	58	558	523	673
Employer withdrawal	-	-	-	-	-	-	-
<b>Total Deductions</b>	<b>1,544</b>	<b>429</b>	<b>2,090</b>	<b>58</b>	<b>558</b>	<b>523</b>	<b>673</b>
<b>Net Increase (Decrease)</b>	<b>540,256</b>	<b>46,671</b>	<b>389,139</b>	<b>11,104</b>	<b>578,513</b>	<b>140,918</b>	<b>145,598</b>
<b>Net Position Restricted for OPEB Benefits</b>							
Beginning of year	2,976,116	870,131	4,224,579	115,507	1,061,656	1,015,469	1,315,338
End of year	\$ 3,516,372	\$ 916,802	\$ 4,613,718	\$ 126,611	\$ 1,640,169	\$ 1,156,387	\$ 1,460,936

**California Public Employees' Retirement System  
California Employers' Retiree Benefit Trust  
Supplementary Schedule the Contributions and Reimbursements Outside the Trust  
As of and for the Year Ended June 30, 2020  
(unaudited)**

Employer Name	Kentfield Fire Protection District	Kenwood Fire Protection District	Kern County Housing Authority	Kern County Law Library	Kern County Water Agency	La Puente Valley County Water District	Lafayette School District
Employer contributions outside of trust	\$ 214,031	\$ 33,126	\$ 486,160	\$ -	\$ 741,628	\$ 53,438	\$ 316,278
OPEB reimbursements outside of trust	214,031	33,126	486,160	-	741,628	53,438	316,278

(Continued)

**California Public Employees' Retirement System  
California Employers' Retiree Benefit Trust  
Schedule of Changes in Fiduciary Net Position by Employer  
As of and for the Year Ended June 30, 2020**

Employer Name	Laguna Beach Unified School District	Lake County Fire Protection District	Lake County Superior Court	Lakeside Fire Protection District	Lakeside Union Elementary School District	Lakeside Water District	Las Gallinas Valley Sanitary District
<b>Additions</b>							
Contributions:							
Employer contributions - direct	\$ -	\$ 15,000	\$ 80,000	\$ 312,910	\$ -	\$ -	\$ 139,560
Net investment and other income/expenses	210,594	3,181	5,066	145,350	22,435	27,897	79,999
<b>Total Additions</b>	<b>210,594</b>	<b>18,181</b>	<b>85,066</b>	<b>458,260</b>	<b>22,435</b>	<b>27,897</b>	<b>219,559</b>
<b>Deductions</b>							
OPEB reimbursements - direct	-	-	-	-	-	3,242	-
Administrative expenses	1,651	33	40	2,116	310	254	735
Employer withdrawal	-	-	-	-	-	-	-
<b>Total Deductions</b>	<b>1,651</b>	<b>33</b>	<b>40</b>	<b>2,116</b>	<b>310</b>	<b>3,496</b>	<b>735</b>
<b>Net Increase (Decrease)</b>	<b>208,943</b>	<b>18,148</b>	<b>85,026</b>	<b>456,144</b>	<b>22,125</b>	<b>24,401</b>	<b>218,824</b>
<b>Net Position Restricted for OPEB Benefits</b>							
Beginning of year	3,326,304	65,045	80,072	4,240,937	635,249	515,811	1,422,668
End of year	\$ 3,535,247	\$ 83,193	\$ 165,098	\$ 4,697,081	\$ 657,374	\$ 540,212	\$ 1,641,492

**California Public Employees' Retirement System  
California Employers' Retiree Benefit Trust  
Supplementary Schedule the Contributions and Reimbursements Outside the Trust  
As of and for the Year Ended June 30, 2020  
(unaudited)**

Employer Name	Laguna Beach Unified School District	Lake County Fire Protection District	Lake County Superior Court	Lakeside Fire Protection District	Lakeside Union Elementary School District	Lakeside Water District	Las Gallinas Valley Sanitary District
Employer contributions outside of trust	\$ 223,600	\$ 31,941	\$ 39,211	\$ 605,330	\$ 813,173	\$ -	\$ 133,373
OPEB reimbursements outside of trust	223,600	31,941	39,211	605,330	813,173	-	133,373

(Continued)

**California Public Employees' Retirement System  
California Employers' Retiree Benefit Trust  
Schedule of Changes in Fiduciary Net Position by Employer  
As of and for the Year Ended June 30, 2020**

Employer Name	Las Lomas Elementary School District	Las Virgenes Municipal Water District	Lassen County Superior Court	Lassen Municipal Utility District	Leucadia Wastewater District	Livermore/Amador Valley Transit Authority	Livermore-Pleasanton Fire Department
<b>Additions</b>							
Contributions:							
Employer contributions - direct	\$ 422,000	\$ 1,393,400	\$ -	\$ -	\$ -	\$ 126,382	\$ 671,000
Net investment and other income/expenses	181,434	583,414	36,654	127,388	15,982	80,375	799,075
<b>Total Additions</b>	<b>603,434</b>	<b>1,976,814</b>	<b>36,654</b>	<b>127,388</b>	<b>15,982</b>	<b>206,757</b>	<b>1,470,075</b>
<b>Deductions</b>							
OPEB reimbursements - direct	-	-	-	-	-	-	-
Administrative expenses	2,526	4,372	507	1,761	221	967	10,373
Employer withdrawal	-	-	-	-	-	-	-
<b>Total Deductions</b>	<b>2,526</b>	<b>4,372</b>	<b>507</b>	<b>1,761</b>	<b>221</b>	<b>967</b>	<b>10,373</b>
<b>Net Increase (Decrease)</b>	<b>600,908</b>	<b>1,972,442</b>	<b>36,147</b>	<b>125,627</b>	<b>15,761</b>	<b>205,790</b>	<b>1,459,702</b>
<b>Net Position Restricted for OPEB Benefits</b>							
Beginning of year	5,171,600	8,278,375	1,037,629	3,604,053	452,430	1,956,194	21,118,672
End of year	\$ 5,772,508	\$ 10,250,817	\$ 1,073,776	\$ 3,729,680	\$ 468,191	\$ 2,161,984	\$ 22,578,374

**California Public Employees' Retirement System  
California Employers' Retiree Benefit Trust  
Supplementary Schedule the Contributions and Reimbursements Outside the Trust  
As of and for the Year Ended June 30, 2020  
(unaudited)**

Employer Name	Las Lomas Elementary School District	Las Virgenes Municipal Water District	Lassen County Superior Court	Lassen Municipal Utility District	Leucadia Wastewater District	Livermore/Amador Valley Transit Authority	Livermore-Pleasanton Fire Department
Employer contributions outside of trust	\$ 244,847	\$ 1,297,816	\$ 41,955	\$ 488,256	\$ 18,210	\$ 122,345	\$ 1,569,969
OPEB reimbursements outside of trust	244,847	1,297,816	41,955	488,256	18,210	122,345	1,569,969

(Continued)

**California Public Employees' Retirement System  
California Employers' Retiree Benefit Trust  
Schedule of Changes in Fiduciary Net Position by Employer  
As of and for the Year Ended June 30, 2020**

Employer Name	Local Agency Formation Commission - Los Angeles	Los Angeles Community College District	Los Angeles County Development Authority	Los Angeles County Law Library	Los Angeles County Office of Education	Los Angeles County Sanitation District No. 2	Los Angeles County West Vector Control District
<b>Additions</b>							
Contributions:							
Employer contributions - direct	\$ -	\$ 6,602,224	\$ 1,558,633	\$ -	\$ 2,450,000	\$ 8,566,000	\$ -
Net investment and other income/expenses	11,616	4,707,259	789,365	117,863	567,068	7,364,480	115,485
<b>Total Additions</b>	<b>11,616</b>	<b>11,309,483</b>	<b>2,347,998</b>	<b>117,863</b>	<b>3,017,068</b>	<b>15,930,480</b>	<b>115,485</b>
<b>Deductions</b>							
OPEB reimbursements - direct	-	-	-	90,000	-	-	109,852
Administrative expenses	106	64,705	10,915	1,076	3,319	100,656	1,602
Employer withdrawal	-	-	-	-	-	-	-
<b>Total Deductions</b>	<b>106</b>	<b>64,705</b>	<b>10,915</b>	<b>91,076</b>	<b>3,319</b>	<b>100,656</b>	<b>111,454</b>
<b>Net Increase (Decrease)</b>	<b>11,510</b>	<b>11,244,778</b>	<b>2,337,083</b>	<b>26,787</b>	<b>3,013,749</b>	<b>15,829,824</b>	<b>4,031</b>
<b>Net Position Restricted for OPEB Benefits</b>							
Beginning of year	214,745	126,966,904	22,344,902	2,172,664	6,116,018	202,063,027	3,270,316
End of year	\$ 226,255	\$ 138,211,682	\$ 24,681,985	\$ 2,199,451	\$ 9,129,767	\$ 217,892,851	\$ 3,274,347

**California Public Employees' Retirement System  
California Employers' Retiree Benefit Trust  
Supplementary Schedule the Contributions and Reimbursements Outside the Trust  
As of and for the Year Ended June 30, 2020  
(unaudited)**

Employer Name	Local Agency Formation Commission - Los Angeles	Los Angeles Community College District	Los Angeles County Development Authority	Los Angeles County Law Library	Los Angeles County Office of Education	Los Angeles County Sanitation District No. 2	Los Angeles County West Vector Control District
Employer contributions outside of trust	\$ 22,927	\$ 26,431,797	\$ 1,092,688	\$ 167,247	\$ 2,130,748	\$ 17,123,966	\$ -
OPEB reimbursements outside of trust	22,927	26,431,797	1,092,688	167,247	2,130,748	17,123,966	-

(Continued)

**California Public Employees' Retirement System  
California Employers' Retiree Benefit Trust  
Schedule of Changes in Fiduciary Net Position by Employer  
As of and for the Year Ended June 30, 2020**

Employer Name	Los Angeles Unified School District	March Joint Powers Authority	Marin Community College District	Marin Local Agency Formation Commission	Marin Municipal Water District	Marin/Sonoma Mosquito and Vector Control District	Marinwood Community Services District
<b>Additions</b>							
Contributions:							
Employer contributions - direct	\$ -	\$ -	\$ -	\$ -	1,959,000	667,000	100,000
Net investment and other income/expenses	14,539,192	9,889	193,146	3,431	1,193,002	137,423	10,969
<b>Total Additions</b>	<b>14,539,192</b>	<b>9,889</b>	<b>193,146</b>	<b>3,431</b>	<b>3,152,002</b>	<b>804,423</b>	<b>110,969</b>
<b>Deductions</b>							
OPEB reimbursements - direct	-	-	368,114	-	-	-	-
Administrative expenses	201,036	137	1,523	31	15,795	1,959	105
Employer withdrawal	-	-	-	-	-	-	-
<b>Total Deductions</b>	<b>201,036</b>	<b>137</b>	<b>369,637</b>	<b>31</b>	<b>15,795</b>	<b>1,959</b>	<b>105</b>
<b>Net Increase (Decrease)</b>	<b>14,338,156</b>	<b>9,752</b>	<b>(176,491)</b>	<b>3,400</b>	<b>3,136,207</b>	<b>802,464</b>	<b>110,864</b>
<b>Net Position Restricted for OPEB Benefits</b>							
Beginning of year	411,429,711	279,846	3,095,169	63,381	31,610,035	3,367,301	171,150
End of year	\$ 425,767,867	\$ 289,598	\$ 2,918,678	\$ 66,781	\$ 34,746,242	\$ 4,169,765	\$ 282,014

**California Public Employees' Retirement System  
California Employers' Retiree Benefit Trust  
Supplementary Schedule the Contributions and Reimbursements Outside the Trust  
As of and for the Year Ended June 30, 2020  
(unaudited)**

Employer Name	Los Angeles Unified School District	March Joint Powers Authority	Marin Community College District	Marin Local Agency Formation Commission	Marin Municipal Water District	Marin/Sonoma Mosquito and Vector Control District	Marinwood Community Services District
Employer contributions outside of trust	\$ 221,166,344	\$ 5,362	\$ 110,835	\$ 449	\$ 3,212,797	\$ 264,293	\$ 217,213
OPEB reimbursements outside of trust	221,166,344	5,362	110,835	449	3,212,797	264,293	217,213

(Continued)

**California Public Employees' Retirement System  
California Employers' Retiree Benefit Trust  
Schedule of Changes in Fiduciary Net Position by Employer  
As of and for the Year Ended June 30, 2020**

Employer Name	Mariposa County Superior Court	McCloud Community Services District	Meeks Bay Fire Protection District	Menlo Park City School District	Merced Irrigation District	Metropolitan Water District of Southern California	Midpeninsula Regional Open Space District
<b>Additions</b>							
Contributions:							
Employer contributions - direct	\$ 65,000	\$ 98,000	\$ -	\$ 139,762	\$ -	\$ 28,332,282	\$ 453,000
Net investment and other income/expenses	42,616	8,588	21,911	83,320	33,855	10,276,046	212,944
<b>Total Additions</b>	<b>107,616</b>	<b>106,588</b>	<b>21,911</b>	<b>223,082</b>	<b>33,855</b>	<b>38,608,328</b>	<b>665,944</b>
<b>Deductions</b>							
OPEB reimbursements - direct	-	-	22,485	-	-	17,675,129	-
Administrative expenses	332	87	304	1,152	468	144,077	2,274
Employer withdrawal	-	-	-	-	-	-	-
<b>Total Deductions</b>	<b>332</b>	<b>87</b>	<b>22,789</b>	<b>1,152</b>	<b>468</b>	<b>17,819,206</b>	<b>2,274</b>
<b>Net Increase (Decrease)</b>	<b>107,284</b>	<b>106,501</b>	<b>(878)</b>	<b>221,930</b>	<b>33,387</b>	<b>20,789,122</b>	<b>663,670</b>
<b>Net Position Restricted for OPEB Benefits</b>							
Beginning of year	668,257	109,627	619,903	2,268,442	957,739	266,772,885	4,518,851
End of year	\$ 775,541	\$ 216,128	\$ 619,025	\$ 2,490,372	\$ 991,126	\$ 287,562,007	\$ 5,182,521

**California Public Employees' Retirement System  
California Employers' Retiree Benefit Trust  
Supplementary Schedule the Contributions and Reimbursements Outside the Trust  
As of and for the Year Ended June 30, 2020  
(unaudited)**

Employer Name	Mariposa County Superior Court	McCloud Community Services District	Meeks Bay Fire Protection District	Menlo Park City School District	Merced Irrigation District	Metropolitan Water District of Southern California	Midpeninsula Regional Open Space District
Employer contributions outside of trust	\$ 35,074	\$ 143,014	\$ -	\$ 465,022	\$ 137,499	\$ 5,174,000	\$ 185,539
OPEB reimbursements outside of trust	35,074	143,014	-	465,022	137,499	5,174,000	185,539

(Continued)

**California Public Employees' Retirement System  
California Employers' Retiree Benefit Trust  
Schedule of Changes in Fiduciary Net Position by Employer  
As of and for the Year Ended June 30, 2020**

Employer Name	Midway City Sanitary District	Mill Valley School District	Mojave Air and Space Port	Mojave Public Utility District	Mojave Water Agency	Monte Vista County Water District	Monterey County Superior Court
<b>Additions</b>							
Contributions:							
Employer contributions - direct	\$ -	\$ -	\$ 250,000	\$ 75,000	\$ 80,852	\$ 150,000	\$ -
Net investment and other income/expenses	195,303	170,652	35,222	28,273	51,208	43,321	9,015
<b>Total Additions</b>	<b>195,303</b>	<b>170,652</b>	<b>285,222</b>	<b>103,273</b>	<b>132,060</b>	<b>193,321</b>	<b>9,015</b>
<b>Deductions</b>							
OPEB reimbursements - direct	-	-	-	-	-	-	-
Administrative expenses	2,700	2,360	32	346	720	612	82
Employer withdrawal	-	-	-	-	-	-	-
<b>Total Deductions</b>	<b>2,700</b>	<b>2,360</b>	<b>32</b>	<b>346</b>	<b>720</b>	<b>612</b>	<b>82</b>
<b>Net Increase (Decrease)</b>	<b>192,603</b>	<b>168,292</b>	<b>285,190</b>	<b>102,927</b>	<b>131,340</b>	<b>192,709</b>	<b>8,933</b>
<b>Net Position Restricted for OPEB Benefits</b>							
Beginning of year	5,528,142	4,828,837	-	700,397	1,472,410	1,108,983	166,491
End of year	\$ 5,720,745	\$ 4,997,129	\$ 285,190	\$ 803,324	\$ 1,603,750	\$ 1,301,692	\$ 175,424

**California Public Employees' Retirement System  
California Employers' Retiree Benefit Trust  
Supplementary Schedule the Contributions and Reimbursements Outside the Trust  
As of and for the Year Ended June 30, 2020  
(unaudited)**

Employer Name	Midway City Sanitary District	Mill Valley School District	Mojave Air and Space Port	Mojave Public Utility District	Mojave Water Agency	Monte Vista County Water District	Monterey County Superior Court
Employer contributions outside of trust	\$ 181,215	\$ 69,642	\$ 309,219	\$ 33,108	\$ 160,703	\$ 199,396	\$ 197,363
OPEB reimbursements outside of trust	181,215	69,642	309,219	33,108	160,703	199,396	197,363

(Continued)



**California Public Employees' Retirement System  
California Employers' Retiree Benefit Trust  
Schedule of Changes in Fiduciary Net Position by Employer  
As of and for the Year Ended June 30, 2020**

Employer Name	Monterey Peninsula Regional Park District	Mosquito and Vector Management District of Santa Barbara County	Moulton Niguel Water District	Mt. San Jacinto Community College District	Mt. View Sanitary District	Municipal Pooling Authority	Napa Community College District
<b>Additions</b>							
Contributions:							
Employer contributions - direct	\$ -	\$ 51,996	\$ -	\$ 500,000	\$ 154,443	\$ -	\$ -
Net investment and other income/expenses	89,992	26,452	208,296	236,664	90,981	17,463	105,746
<b>Total Additions</b>	<b>89,992</b>	<b>78,448</b>	<b>208,296</b>	<b>736,664</b>	<b>245,424</b>	<b>17,463</b>	<b>105,746</b>
<b>Deductions</b>							
OPEB reimbursements - direct	-	23,585	-	-	-	-	-
Administrative expenses	1,244	205	1,899	3,105	1,244	241	1,462
Employer withdrawal	-	-	-	-	-	-	-
<b>Total Deductions</b>	<b>1,244</b>	<b>23,790</b>	<b>1,899</b>	<b>3,105</b>	<b>1,244</b>	<b>241</b>	<b>1,462</b>
<b>Net Increase (Decrease)</b>	<b>88,748</b>	<b>54,658</b>	<b>206,397</b>	<b>733,559</b>	<b>244,180</b>	<b>17,222</b>	<b>104,284</b>
<b>Net Position Restricted for OPEB Benefits</b>							
Beginning of year	2,547,141	388,571	3,848,908	6,311,038	2,544,957	494,374	2,992,363
End of year	\$ 2,635,889	\$ 443,229	\$ 4,055,305	\$ 7,044,597	\$ 2,789,137	\$ 511,596	\$ 3,096,647

**California Public Employees' Retirement System  
California Employers' Retiree Benefit Trust  
Supplementary Schedule the Contributions and Reimbursements Outside the Trust  
As of and for the Year Ended June 30, 2020  
(unaudited)**

Employer Name	Monterey Peninsula Regional Park District	Mosquito and Vector Management District of Santa Barbara County	Moulton Niguel Water District	Mt. San Jacinto Community College District	Mt. View Sanitary District	Municipal Pooling Authority	Napa Community College District
Employer contributions outside of trust	\$ 120,642	\$ -	\$ 431,807	\$ 954,253	\$ 196,056	\$ 53,373	\$ 1,729,693
OPEB reimbursements outside of trust	120,642	-	431,807	954,253	196,056	53,373	1,729,693

(Continued)

**California Public Employees' Retirement System  
California Employers' Retiree Benefit Trust  
Schedule of Changes in Fiduciary Net Position by Employer  
As of and for the Year Ended June 30, 2020**

Employer Name	Napa County Mosquito Abatement District	Napa County Office of Education	Napa County Superior Court	Napa County Transportation and Planning Agency	Napa Sanitation District	Nevada County Superior Court	Nevada Irrigation District
<b>Additions</b>							
Contributions:							
Employer contributions - direct	\$ -	\$ 297,765	\$ 100,000	\$ 39,000	\$ 388,200	\$ 191,245	\$ 460,000
Net investment and other income/expenses	220,867	136,752	27,151	24,293	175,127	5,088	628,823
<b>Total Additions</b>	<b>220,867</b>	<b>434,517</b>	<b>127,151</b>	<b>63,293</b>	<b>563,327</b>	<b>196,333</b>	<b>1,088,823</b>
<b>Deductions</b>							
OPEB reimbursements - direct	-	123,999	-	-	-	-	-
Administrative expenses	2,015	1,830	209	190	2,535	85	8,652
Employer withdrawal	-	-	-	-	-	-	-
<b>Total Deductions</b>	<b>2,015</b>	<b>125,829</b>	<b>209</b>	<b>190</b>	<b>2,535</b>	<b>85</b>	<b>8,652</b>
<b>Net Increase (Decrease)</b>	<b>218,852</b>	<b>308,688</b>	<b>126,942</b>	<b>63,103</b>	<b>560,792</b>	<b>196,248</b>	<b>1,080,171</b>
<b>Net Position Restricted for OPEB Benefits</b>							
Beginning of year	4,086,958	3,682,505	420,234	380,838	5,095,585	171,061	17,709,215
End of year	\$ 4,305,810	\$ 3,991,193	\$ 547,176	\$ 443,941	\$ 5,656,377	\$ 367,309	\$ 18,789,386

**California Public Employees' Retirement System  
California Employers' Retiree Benefit Trust  
Supplementary Schedule the Contributions and Reimbursements Outside the Trust  
As of and for the Year Ended June 30, 2020  
(unaudited)**

Employer Name	Napa County Mosquito Abatement District	Napa County Office of Education	Napa County Superior Court	Napa County Transportation and Planning Agency	Napa Sanitation District	Nevada County Superior Court	Nevada Irrigation District
Employer contributions outside of trust	\$ 71,315	\$ 19,311	\$ 247,128	\$ 11,607	\$ 464,151	\$ 378,166	\$ 1,342,296
OPEB reimbursements outside of trust	71,315	19,311	247,128	11,607	464,151	378,166	1,342,296

(Continued)

**California Public Employees' Retirement System  
California Employers' Retiree Benefit Trust  
Schedule of Changes in Fiduciary Net Position by Employer  
As of and for the Year Ended June 30, 2020**

Employer Name	Nipomo Community Services District	North Of The River Municipal Water District	North Tahoe Fire Protection District	Northern California Power Agency	Northwest Mosquito and Vector Control District	Novato Fire Protection District	Oakland City Housing Authority
<b>Additions</b>							
Contributions:							
Employer contributions - direct	\$ 101,000	\$ -	\$ 50,000	\$ 1,839,546	\$ 15,000	\$ 1,154,560	\$ -
Net investment and other income/expenses	69,916	1,075	13,766	1,311,739	10,099	659,053	3,238,341
<b>Total Additions</b>	<b>170,916</b>	<b>1,075</b>	<b>63,766</b>	<b>3,151,285</b>	<b>25,099</b>	<b>1,813,613</b>	<b>3,238,341</b>
<b>Deductions</b>							
OPEB reimbursements - direct	-	21,861	-	-	-	-	-
Administrative expenses	900	7	182	17,734	140	5,416	44,777
Employer withdrawal	-	-	-	-	-	-	-
<b>Total Deductions</b>	<b>900</b>	<b>21,868</b>	<b>182</b>	<b>17,734</b>	<b>140</b>	<b>5,416</b>	<b>44,777</b>
<b>Net Increase (Decrease)</b>	<b>170,016</b>	<b>(20,793)</b>	<b>63,584</b>	<b>3,133,551</b>	<b>24,959</b>	<b>1,808,197</b>	<b>3,193,564</b>
<b>Net Position Restricted for OPEB Benefits</b>							
Beginning of year	1,800,366	20,793	371,945	35,420,034	272,416	10,709,457	91,658,721
End of year	\$ 1,970,382	\$ -	\$ 435,529	\$ 38,553,585	\$ 297,375	\$ 12,517,654	\$ 94,852,285

**California Public Employees' Retirement System  
California Employers' Retiree Benefit Trust  
Supplementary Schedule the Contributions and Reimbursements Outside the Trust  
As of and for the Year Ended June 30, 2020  
(unaudited)**

Employer Name	Nipomo Community Services District	North Of The River Municipal Water District	North Tahoe Fire Protection District	Northern California Power Agency	Northwest Mosquito and Vector Control District	Novato Fire Protection District	Oakland City Housing Authority
Employer contributions outside of trust	\$ 122,132	\$ -	\$ 356,532	\$ 2,074,034	\$ 10,481	\$ 1,061,302	\$ 2,092,969
OPEB reimbursements outside of trust	122,132	-	356,532	2,074,034	10,481	1,061,302	2,092,969

(Continued)

**California Public Employees' Retirement System  
California Employers' Retiree Benefit Trust  
Schedule of Changes in Fiduciary Net Position by Employer  
As of and for the Year Ended June 30, 2020**

Employer Name	Ojai Valley Sanitary District	Orchard Dale Water District	Orinda Union School District	Oro Loma Sanitary District	Otay Water District	Oxnard Harbor District	Padre Dam Municipal Water District
<b>Additions</b>							
Contributions:							
Employer contributions - direct	\$ -	\$ 40,000	\$ -	\$ -	1,011,358	\$ -	328,031
Net investment and other income/expenses	184,259	26,450	42,580	297,096	990,684	56,778	550,617
<b>Total Additions</b>	<b>184,259</b>	<b>66,450</b>	<b>42,580</b>	<b>297,096</b>	<b>2,002,042</b>	<b>56,778</b>	<b>878,648</b>
<b>Deductions</b>							
OPEB reimbursements - direct	-	-	-	337,328	1,120,146	-	-
Administrative expenses	2,548	368	589	4,124	13,514	785	7,572
Employer withdrawal	-	-	-	-	-	-	-
<b>Total Deductions</b>	<b>2,548</b>	<b>368</b>	<b>589</b>	<b>341,452</b>	<b>1,133,660</b>	<b>785</b>	<b>7,572</b>
<b>Net Increase (Decrease)</b>	<b>181,711</b>	<b>66,082</b>	<b>41,991</b>	<b>(44,356)</b>	<b>868,382</b>	<b>55,993</b>	<b>871,076</b>
<b>Net Position Restricted for OPEB Benefits</b>							
Beginning of year	5,216,286	740,192	1,204,865	8,414,065	27,190,456	1,607,037	15,494,279
End of year	\$ 5,397,997	\$ 806,274	\$ 1,246,856	\$ 8,369,709	\$ 28,058,838	\$ 1,663,030	\$ 16,365,355

**California Public Employees' Retirement System  
California Employers' Retiree Benefit Trust  
Supplementary Schedule the Contributions and Reimbursements Outside the Trust  
As of and for the Year Ended June 30, 2020  
(unaudited)**

Employer Name	Ojai Valley Sanitary District	Orchard Dale Water District	Orinda Union School District	Oro Loma Sanitary District	Otay Water District	Oxnard Harbor District	Padre Dam Municipal Water District
Employer contributions outside of trust	\$ 91,224	\$ 77,268	\$ 571,832	\$ 94,680	-	\$ 348,351	\$ 1,462,450
OPEB reimbursements outside of trust	91,224	77,268	571,832	94,680	-	348,351	1,462,450

(Continued)

**California Public Employees' Retirement System  
California Employers' Retiree Benefit Trust  
Schedule of Changes in Fiduciary Net Position by Employer  
As of and for the Year Ended June 30, 2020**

Employer Name	Palo Verde Irrigation District	Peninsula Traffic Congestion Relief Alliance	Pico Water District	Pine Cove Water District	Placer County Cemetery District #1	Placer County Superior Court	Placer County Transportation Planning Agency
<b>Additions</b>							
Contributions:							
Employer contributions - direct	\$ 300,000	\$ -	\$ 67,500	\$ -	\$ -	\$ 1,600,000	\$ 49,998
Net investment and other income/expenses	20,552	7,259	31,898	4,643	41,111	462,686	36,660
<b>Total Additions</b>	<b>320,552</b>	<b>7,259</b>	<b>99,398</b>	<b>4,643</b>	<b>41,111</b>	<b>2,062,686</b>	<b>86,658</b>
<b>Deductions</b>							
OPEB reimbursements - direct	-	-	-	-	-	-	-
Administrative expenses	209	66	304	64	569	4,135	498
Employer withdrawal	-	-	-	-	-	-	-
<b>Total Deductions</b>	<b>209</b>	<b>66</b>	<b>304</b>	<b>64</b>	<b>569</b>	<b>4,135</b>	<b>498</b>
<b>Net Increase (Decrease)</b>	<b>320,343</b>	<b>7,193</b>	<b>99,094</b>	<b>4,579</b>	<b>40,542</b>	<b>2,058,551</b>	<b>86,160</b>
<b>Net Position Restricted for OPEB Benefits</b>							
Beginning of year	308,448	134,113	595,741	131,380	1,163,679	8,374,299	999,444
End of year	\$ 628,791	\$ 141,306	\$ 694,835	\$ 135,959	\$ 1,204,221	\$ 10,432,850	\$ 1,085,604

**California Public Employees' Retirement System  
California Employers' Retiree Benefit Trust  
Supplementary Schedule the Contributions and Reimbursements Outside the Trust  
As of and for the Year Ended June 30, 2020  
(unaudited)**

Employer Name	Palo Verde Irrigation District	Peninsula Traffic Congestion Relief Alliance	Pico Water District	Pine Cove Water District	Placer County Cemetery District #1	Placer County Superior Court	Placer County Transportation Planning Agency
Employer contributions outside of trust	\$ 118,478	\$ -	\$ 56,205	\$ -	\$ 63,830	\$ 1,417,481	\$ 53,174
OPEB reimbursements outside of trust	118,478	-	56,205	-	63,830	1,417,481	53,174

(Continued)

**California Public Employees' Retirement System  
California Employers' Retiree Benefit Trust  
Schedule of Changes in Fiduciary Net Position by Employer  
As of and for the Year Ended June 30, 2020**

Employer Name	Placer County Water Agency	Placer Mosquito and Vector Control District	Planning and Service Area II Area Agency On Aging	Plumas County Community Development Commission	Plumas County Superior Court	Port of Oakland	Public Agency Risk Sharing Authority of California
<b>Additions</b>							
Contributions:							
Employer contributions - direct	\$ 1,164,600	\$ 138,408	\$ 9,616	\$ 23,331	\$ -	\$ 4,200,000	\$ -
Net investment and other income/expenses	1,327,085	69,756	893	17,978	16,136	3,137,697	60,649
<b>Total Additions</b>	<b>2,491,685</b>	<b>208,164</b>	<b>10,509</b>	<b>41,309</b>	<b>16,136</b>	<b>7,337,697</b>	<b>60,649</b>
<b>Deductions</b>							
OPEB reimbursements - direct	-	-	-	-	-	-	-
Administrative expenses	11,806	636	8	253	126	42,994	839
Employer withdrawal	-	-	-	-	-	-	-
<b>Total Deductions</b>	<b>11,806</b>	<b>636</b>	<b>8</b>	<b>253</b>	<b>126</b>	<b>42,994</b>	<b>839</b>
<b>Net Increase (Decrease)</b>	<b>2,479,879</b>	<b>207,528</b>	<b>10,501</b>	<b>41,056</b>	<b>16,010</b>	<b>7,294,703</b>	<b>59,810</b>
<b>Net Position Restricted for OPEB Benefits</b>							
Beginning of year	23,549,064	1,288,994	10,731	501,794	254,906	87,989,275	1,715,981
End of year	\$ 26,028,943	\$ 1,496,522	\$ 21,232	\$ 542,850	\$ 270,916	\$ 95,283,978	\$ 1,775,791

**California Public Employees' Retirement System  
California Employers' Retiree Benefit Trust  
Supplementary Schedule the Contributions and Reimbursements Outside the Trust  
As of and for the Year Ended June 30, 2020  
(unaudited)**

Employer Name	Placer County Water Agency	Placer Mosquito and Vector Control District	Planning and Service Area II Area Agency On Aging	Plumas County Community Development Commission	Plumas County Superior Court	Port of Oakland	Public Agency Risk Sharing Authority of California
Employer contributions outside of trust	\$ 1,354,883	\$ 28,497	\$ -	\$ 16,964	\$ 13,331	\$ 9,940,973	\$ 54,114
OPEB reimbursements outside of trust	1,354,883	28,497	-	16,964	13,331	9,940,973	54,114

(Continued)

**California Public Employees' Retirement System  
California Employers' Retiree Benefit Trust  
Schedule of Changes in Fiduciary Net Position by Employer  
As of and for the Year Ended June 30, 2020**

Employer Name	Rancho Cucamonga Fire Protection District	Rancho Santa Fe Elementary School District	Reclamation District No. 1000	Reclamation District No. 900	Redding Elementary School District	Reed Union School District	Regional Water Authority
<b>Additions</b>							
Contributions:							
Employer contributions - direct	\$ -	\$ 73,705	\$ 49,497	\$ 135,400	\$ -	\$ -	\$ 56,504
Net investment and other income/expenses	1,949,800	4,007	58,110	(2,499)	24,195	18,847	45,208
<b>Total Additions</b>	<b>1,949,800</b>	<b>77,712</b>	<b>107,607</b>	<b>132,901</b>	<b>24,195</b>	<b>18,847</b>	<b>101,712</b>
<b>Deductions</b>							
OPEB reimbursements - direct	840,883	-	79,186	-	-	-	44,258
Administrative expenses	15,289	5	530	21	337	261	601
Employer withdrawal	-	-	-	-	-	-	-
<b>Total Deductions</b>	<b>856,172</b>	<b>5</b>	<b>79,716</b>	<b>21</b>	<b>337</b>	<b>261</b>	<b>44,859</b>
<b>Net Increase (Decrease)</b>	<b>1,093,628</b>	<b>77,707</b>	<b>27,891</b>	<b>132,880</b>	<b>23,858</b>	<b>18,586</b>	<b>56,853</b>
<b>Net Position Restricted for OPEB Benefits</b>							
Beginning of year	30,768,439	-	1,073,891	-	689,578	533,130	1,188,034
End of year	\$ 31,862,067	\$ 77,707	\$ 1,101,782	\$ 132,880	\$ 713,436	\$ 551,716	\$ 1,244,887

**California Public Employees' Retirement System  
California Employers' Retiree Benefit Trust  
Supplementary Schedule the Contributions and Reimbursements Outside the Trust  
As of and for the Year Ended June 30, 2020  
(unaudited)**

Employer Name	Rancho Cucamonga Fire Protection District	Rancho Santa Fe Elementary School District	Reclamation District No. 1000	Reclamation District No. 900	Redding Elementary School District	Reed Union School District	Regional Water Authority
Employer contributions outside of trust	\$ 452,000	\$ 122,922	\$ -	\$ 28,430	\$ 325,357	\$ 212,042	\$ 30,778
OPEB reimbursements outside of trust	452,000	122,922	-	28,430	325,357	212,042	30,778

(Continued)

**California Public Employees' Retirement System  
California Employers' Retiree Benefit Trust  
Schedule of Changes in Fiduciary Net Position by Employer  
As of and for the Year Ended June 30, 2020**

Employer Name	Rialto Unified School District	Richardson Bay Sanitary District	Rincon del Diablo Municipal Water District	Rincon Valley Fire Protection District	Rio Alto Water District	Rio Linda Elverta Community Water District	Riverside Community College District
<b>Additions</b>							
Contributions:							
Employer contributions - direct	\$ 3,099,634	\$ 85,933	\$ 150,000	\$ 350,000	\$ 21,280	\$ 20,000	\$ 2,253,592
Net investment and other income/expenses	794,194	32,168	31,859	81,011	10,994	2,332	192,219
<b>Total Additions</b>	<b>3,893,828</b>	<b>118,101</b>	<b>181,859</b>	<b>431,011</b>	<b>32,274</b>	<b>22,332</b>	<b>2,445,811</b>
<b>Deductions</b>							
OPEB reimbursements - direct	-	-	-	-	-	-	1,931,654
Administrative expenses	6,180	289	558	1,137	107	10	1,725
Employer withdrawal	-	-	-	-	-	-	-
<b>Total Deductions</b>	<b>6,180</b>	<b>289</b>	<b>558</b>	<b>1,137</b>	<b>107</b>	<b>10</b>	<b>1,933,379</b>
<b>Net Increase (Decrease)</b>	<b>3,887,648</b>	<b>117,812</b>	<b>181,301</b>	<b>429,874</b>	<b>32,167</b>	<b>22,322</b>	<b>512,432</b>
<b>Net Position Restricted for OPEB Benefits</b>							
Beginning of year	9,615,336	585,021	1,078,929	2,328,665	208,236	16,462	1,721,330
End of year	\$ 13,502,984	\$ 702,833	\$ 1,260,230	\$ 2,758,539	\$ 240,403	\$ 38,784	\$ 2,233,762

**California Public Employees' Retirement System  
California Employers' Retiree Benefit Trust  
Supplementary Schedule the Contributions and Reimbursements Outside the Trust  
As of and for the Year Ended June 30, 2020  
(unaudited)**

Employer Name	Rialto Unified School District	Richardson Bay Sanitary District	Rincon del Diablo Municipal Water District	Rincon Valley Fire Protection District	Rio Alto Water District	Rio Linda Elverta Community Water District	Riverside Community College District
Employer contributions outside of trust	\$ 3,076,976	\$ 41,359	\$ 194,646	\$ 201,649	\$ 27,963	\$ 16,563	\$ 1,244,678
OPEB reimbursements outside of trust	3,076,976	41,359	194,646	201,649	27,963	16,563	1,244,678

(Continued)



**California Public Employees' Retirement System  
California Employers' Retiree Benefit Trust  
Schedule of Changes in Fiduciary Net Position by Employer  
As of and for the Year Ended June 30, 2020**

Employer Name	Riverside County Flood Control and Water Conservation District	Riverside County Regional Park and Open Space District	Riverside County Superior Court	Riverside County Transportation Commission	Riverside Transit Agency	Rodeo-Hercules Fire District	Roseville Public Cemetery District
<b>Additions</b>							
Contributions:							
Employer contributions - direct	\$ 550,000	\$ -	\$ -	\$ 399,000	\$ 785,264	\$ 122,979	\$ -
Net investment and other income/expenses	62,844	12,787	234,900	452,745	2,779,215	75,615	65,575
<b>Total Additions</b>	<b>612,844</b>	<b>12,787</b>	<b>234,900</b>	<b>851,745</b>	<b>3,564,479</b>	<b>198,594</b>	<b>65,575</b>
<b>Deductions</b>							
OPEB reimbursements - direct	-	18,601	114,268	234,711	1,183,592	-	-
Administrative expenses	331	177	1,841	4,254	21,763	1,024	598
Employer withdrawal	-	-	-	-	-	-	-
<b>Total Deductions</b>	<b>331</b>	<b>18,778</b>	<b>116,109</b>	<b>238,965</b>	<b>1,205,355</b>	<b>1,024</b>	<b>598</b>
<b>Net Increase (Decrease)</b>	<b>612,513</b>	<b>(5,991)</b>	<b>118,791</b>	<b>612,780</b>	<b>2,359,124</b>	<b>197,570</b>	<b>64,977</b>
<b>Net Position Restricted for OPEB Benefits</b>							
Beginning of year	572,855	362,013	3,711,136	8,489,859	44,392,706	2,053,555	1,212,000
End of year	\$ 1,185,368	\$ 356,022	\$ 3,829,927	\$ 9,102,639	\$ 46,751,830	\$ 2,251,125	\$ 1,276,977

**California Public Employees' Retirement System  
California Employers' Retiree Benefit Trust  
Supplementary Schedule the Contributions and Reimbursements Outside the Trust  
As of and for the Year Ended June 30, 2020  
(unaudited)**

Employer Name	Riverside County Flood Control and Water Conservation District	Riverside County Regional Park and Open Space District	Riverside County Superior Court	Riverside County Transportation Commission	Riverside Transit Agency	Rodeo-Hercules Fire District	Roseville Public Cemetery District
Employer contributions outside of trust	\$ 49,622	\$ 1,511	\$ 513,036	\$ 48,000	\$ 282,871	\$ 328,327	\$ 21,797
OPEB reimbursements outside of trust	49,622	1,511	513,036	48,000	282,871	328,327	21,797

(Continued)

**California Public Employees' Retirement System  
California Employers' Retiree Benefit Trust  
Schedule of Changes in Fiduciary Net Position by Employer  
As of and for the Year Ended June 30, 2020**

Employer Name	Ross Valley Fire Department	Ross Valley Sanitary District	Sacramento Area Council of Governments	Sacramento City Housing Authority	Sacramento City Unified School District	Sacramento County Public Law Library	Sacramento County Superior Court
<b>Additions</b>							
Contributions:							
Employer contributions - direct	\$ 365,025	\$ 130,234	\$ 117,153	\$ -	\$ 8,022,823	\$ 15,000	\$ -
Net investment and other income/expenses	133,881	21,129	177,450	503,935	3,013,601	109,168	559,357
<b>Total Additions</b>	<b>498,906</b>	<b>151,363</b>	<b>294,603</b>	<b>503,935</b>	<b>11,036,424</b>	<b>124,168</b>	<b>559,357</b>
<b>Deductions</b>							
OPEB reimbursements - direct	-	-	-	-	-	-	1,506,553
Administrative expenses	1,817	287	2,449	6,968	42,420	996	5,128
Employer withdrawal	-	-	-	-	-	-	-
<b>Total Deductions</b>	<b>1,817</b>	<b>287</b>	<b>2,449</b>	<b>6,968</b>	<b>42,420</b>	<b>996</b>	<b>1,511,681</b>
<b>Net Increase (Decrease)</b>	<b>497,089</b>	<b>151,076</b>	<b>292,154</b>	<b>496,967</b>	<b>10,994,004</b>	<b>123,172</b>	<b>(952,324)</b>
<b>Net Position Restricted for OPEB Benefits</b>							
Beginning of year	3,718,434	586,265	5,013,042	14,265,769	86,333,843	2,002,980	10,259,406
End of year	\$ 4,215,523	\$ 737,341	\$ 5,305,196	\$ 14,762,736	\$ 97,327,847	\$ 2,126,152	\$ 9,307,082

**California Public Employees' Retirement System  
California Employers' Retiree Benefit Trust  
Supplementary Schedule the Contributions and Reimbursements Outside the Trust  
As of and for the Year Ended June 30, 2020  
(unaudited)**

Employer Name	Ross Valley Fire Department	Ross Valley Sanitary District	Sacramento Area Council of Governments	Sacramento City Housing Authority	Sacramento City Unified School District	Sacramento County Public Law Library	Sacramento County Superior Court
Employer contributions outside of trust	\$ 536,159	\$ 36,103	\$ 564,347	\$ 1,641,222	\$ 20,044,269	\$ 51,692	\$ 455,534
OPEB reimbursements outside of trust	536,159	36,103	564,347	1,641,222	20,044,269	51,692	455,534

(Continued)

**California Public Employees' Retirement System  
California Employers' Retiree Benefit Trust  
Schedule of Changes in Fiduciary Net Position by Employer  
As of and for the Year Ended June 30, 2020**

Employer Name	Sacramento Metropolitan Air Quality Management District	Sacramento Metropolitan Cable Television Commission	Sacramento Metropolitan Fire District	Sacramento Municipal Utility District	Sacramento Regional Fire/EMS Communications Center	Sacramento Regional Transit District	Sacramento Suburban Water District
<b>Additions</b>							
Contributions:							
Employer contributions - direct	\$ 167,206	\$ 78,002	\$ 4,981,191	\$ 9,451,000	\$ 51,700	\$ 536,696	\$ 1,220,913
Net investment and other income/expenses	145,998	32,318	1,637,884	20,446,419	18,602	1,129,669	183,306
<b>Total Additions</b>	<b>313,204</b>	<b>110,320</b>	<b>6,619,075</b>	<b>29,897,419</b>	<b>70,302</b>	<b>1,666,365</b>	<b>1,404,219</b>
<b>Deductions</b>							
OPEB reimbursements - direct	-	-	-	20,000,000	-	-	369,100
Administrative expenses	1,139	298	21,994	190,773	251	15,264	3,170
Employer withdrawal	-	-	-	-	-	-	-
<b>Total Deductions</b>	<b>1,139</b>	<b>298</b>	<b>21,994</b>	<b>20,190,773</b>	<b>251</b>	<b>15,264</b>	<b>372,270</b>
<b>Net Increase (Decrease)</b>	<b>312,065</b>	<b>110,022</b>	<b>6,597,081</b>	<b>9,706,646</b>	<b>70,051</b>	<b>1,651,101</b>	<b>1,031,949</b>
<b>Net Position Restricted for OPEB Benefits</b>							
Beginning of year	2,294,399	538,858	42,674,270	387,272,382	489,848	31,176,000	5,981,207
End of year	\$ 2,606,464	\$ 648,880	\$ 49,271,351	\$ 396,979,028	\$ 559,899	\$ 32,827,101	\$ 7,013,156

**California Public Employees' Retirement System  
California Employers' Retiree Benefit Trust  
Supplementary Schedule the Contributions and Reimbursements Outside the Trust  
As of and for the Year Ended June 30, 2020  
(unaudited)**

Employer Name	Sacramento Metropolitan Air Quality Management District	Sacramento Metropolitan Cable Television Commission	Sacramento Metropolitan Fire District	Sacramento Municipal Utility District	Sacramento Regional Fire/EMS Communications Center	Sacramento Regional Transit District	Sacramento Suburban Water District
Employer contributions outside of trust	\$ 156,158	\$ 67,851	\$ 13,808,471	\$ 3,848,308	\$ 317,837	\$ 2,595,450	\$ 60,771
OPEB reimbursements outside of trust	156,158	67,851	13,808,471	3,848,308	317,837	2,595,450	60,771

(Continued)

**California Public Employees' Retirement System  
California Employers' Retiree Benefit Trust  
Schedule of Changes in Fiduciary Net Position by Employer  
As of and for the Year Ended June 30, 2020**

Employer Name	Sacramento-Yolo Mosquito & Vector Control District	Salinas Valley Solid Waste Authority	San Benito County Council of Governments	San Bernardino City Unified School District	San Bernardino County Superior Court	San Bernardino Valley Municipal Water District	San Bernardino Valley Water Conservation District
<b>Additions</b>							
Contributions:							
Employer contributions - direct	\$ -	\$ 150,000	\$ -	\$ -	\$ -	\$ 425,000	\$ 143,532
Net investment and other income/expenses	118,695	45,120	12,095	2,746	9,222	157,273	15,456
<b>Total Additions</b>	<b>118,695</b>	<b>195,120</b>	<b>12,095</b>	<b>2,746</b>	<b>9,222</b>	<b>582,273</b>	<b>158,988</b>
<b>Deductions</b>							
OPEB reimbursements - direct	-	-	-	-	-	-	-
Administrative expenses	930	369	167	38	72	1,551	224
Employer withdrawal	-	-	-	-	-	-	-
<b>Total Deductions</b>	<b>930</b>	<b>369</b>	<b>167</b>	<b>38</b>	<b>72</b>	<b>1,551</b>	<b>224</b>
<b>Net Increase (Decrease)</b>	<b>117,765</b>	<b>194,751</b>	<b>11,928</b>	<b>2,708</b>	<b>9,150</b>	<b>580,722</b>	<b>158,764</b>
<b>Net Position Restricted for OPEB Benefits</b>							
Beginning of year	1,876,355	621,935	342,751	77,863	145,644	2,936,611	343,262
End of year	\$ 1,994,120	\$ 816,686	\$ 354,679	\$ 80,571	\$ 154,794	\$ 3,517,333	\$ 502,026

**California Public Employees' Retirement System  
California Employers' Retiree Benefit Trust  
Supplementary Schedule the Contributions and Reimbursements Outside the Trust  
As of and for the Year Ended June 30, 2020  
(unaudited)**

Employer Name	Sacramento-Yolo Mosquito & Vector Control District	Salinas Valley Solid Waste Authority	San Benito County Council of Governments	San Bernardino City Unified School District	San Bernardino County Superior Court	San Bernardino Valley Municipal Water District	San Bernardino Valley Water Conservation District
Employer contributions outside of trust	\$ 124,114	\$ 27,710	\$ 6,531	\$ 2,777,936	\$ 258,170	\$ 133,104	\$ 25,756
OPEB reimbursements outside of trust	124,114	27,710	6,531	2,777,936	258,170	133,104	25,756

(Continued)

**California Public Employees' Retirement System  
California Employers' Retiree Benefit Trust  
Schedule of Changes in Fiduciary Net Position by Employer  
As of and for the Year Ended June 30, 2020**

Employer Name	San Diego Association of Governments	San Diego County Office Of Education	San Diego County Regional Airport Authority	San Diego County Water Authority	San Dieguito Water District	San Francisco Bay Area Water Emergency Transportation Authority	San Francisco County Superior Court
<b>Additions</b>							
Contributions:							
Employer contributions - direct	\$ 525,499	\$ 8,528,542	\$ -	\$ -	\$ 48,689	\$ 73,686	\$ -
Net investment and other income/expenses	289,614	830,405	982,113	197,105	11,264	34,729	177,993
<b>Total Additions</b>	<b>815,113</b>	<b>9,358,947</b>	<b>982,113</b>	<b>197,105</b>	<b>59,953</b>	<b>108,415</b>	<b>177,993</b>
<b>Deductions</b>							
OPEB reimbursements - direct	239,476	-	-	-	19,661	-	-
Administrative expenses	2,613	12,499	13,580	2,725	157	484	1,395
Employer withdrawal	-	-	-	-	-	-	-
<b>Total Deductions</b>	<b>242,089</b>	<b>12,499</b>	<b>13,580</b>	<b>2,725</b>	<b>19,818</b>	<b>484</b>	<b>1,395</b>
<b>Net Increase (Decrease)</b>	<b>573,024</b>	<b>9,346,448</b>	<b>968,533</b>	<b>194,380</b>	<b>40,135</b>	<b>107,931</b>	<b>176,598</b>
<b>Net Position Restricted for OPEB Benefits</b>							
Beginning of year	5,142,031	19,127,582	27,797,488	5,576,368	275,664	987,629	2,810,302
End of year	\$ 5,715,055	\$ 28,474,030	\$ 28,766,021	\$ 5,770,748	\$ 315,799	\$ 1,095,560	\$ 2,986,900

**California Public Employees' Retirement System  
California Employers' Retiree Benefit Trust  
Supplementary Schedule the Contributions and Reimbursements Outside the Trust  
As of and for the Year Ended June 30, 2020  
(unaudited)**

Employer Name	San Diego Association of Governments	San Diego County Office Of Education	San Diego County Regional Airport Authority	San Diego County Water Authority	San Dieguito Water District	San Francisco Bay Area Water Emergency Transportation Authority	San Francisco County Superior Court
Employer contributions outside of trust	\$ 89,207	\$ 1,894,813	\$ 784,845	\$ 397,828	\$ 4,853	\$ 8,624	\$ 1,843,866
OPEB reimbursements outside of trust	89,207	1,894,813	784,845	397,828	4,853	8,624	1,843,866

(Continued)

**California Public Employees' Retirement System  
California Employers' Retiree Benefit Trust  
Schedule of Changes in Fiduciary Net Position by Employer  
As of and for the Year Ended June 30, 2020**

Employer Name	San Francisco County Transportation Authority	San Francisco Unified School District	San Gabriel County Water District	San Gabriel Valley Mosquito and Vector Control District	San Gorgonio Pass Water Agency	San Joaquin County Mosquito and Vector Control District	San Joaquin County Schools
<b>Additions</b>							
Contributions:							
Employer contributions - direct	\$ -	\$ -	\$ 420,000	\$ 50,000	\$ 50,000	\$ 18,000	\$ -
Net investment and other income/expenses	66,758	1,375,651	111,982	40,982	26,844	96,709	505,973
<b>Total Additions</b>	<b>66,758</b>	<b>1,375,651</b>	<b>531,982</b>	<b>90,982</b>	<b>76,844</b>	<b>114,709</b>	<b>505,973</b>
<b>Deductions</b>							
OPEB reimbursements - direct	-	-	-	-	-	-	-
Administrative expenses	923	12,541	997	385	376	758	3,966
Employer withdrawal	-	-	-	-	-	-	-
<b>Total Deductions</b>	<b>923</b>	<b>12,541</b>	<b>997</b>	<b>385</b>	<b>376</b>	<b>758</b>	<b>3,966</b>
<b>Net Increase (Decrease)</b>	<b>65,835</b>	<b>1,363,110</b>	<b>530,985</b>	<b>90,597</b>	<b>76,468</b>	<b>113,951</b>	<b>502,007</b>
<b>Net Position Restricted for OPEB Benefits</b>							
Beginning of year	1,889,427	25,427,043	1,999,976	764,394	767,611	1,510,933	7,990,408
End of year	\$ 1,955,262	\$ 26,790,153	\$ 2,530,961	\$ 854,991	\$ 844,079	\$ 1,624,884	\$ 8,492,415

**California Public Employees' Retirement System  
California Employers' Retiree Benefit Trust  
Supplementary Schedule the Contributions and Reimbursements Outside the Trust  
As of and for the Year Ended June 30, 2020  
(unaudited)**

Employer Name	San Francisco County Transportation Authority	San Francisco Unified School District	San Gabriel County Water District	San Gabriel Valley Mosquito and Vector Control District	San Gorgonio Pass Water Agency	San Joaquin County Mosquito and Vector Control District	San Joaquin County Schools
Employer contributions outside of trust	\$ 60,753	\$ 32,103,413	\$ 211,469	\$ 35,688	\$ 20,417	\$ 97,119	\$ 1,626,018
OPEB reimbursements outside of trust	60,753	32,103,413	211,469	35,688	20,417	97,119	1,626,018

(Continued)

**California Public Employees' Retirement System  
California Employers' Retiree Benefit Trust  
Schedule of Changes in Fiduciary Net Position by Employer  
As of and for the Year Ended June 30, 2020**

Employer Name	San Joaquin Delta Community College District	San Juan Water District	San Luis Obispo Council of Governments	San Mateo County Transit District	San Ramon Valley Fire Protection District	San Ramon Valley Unified School District	Sanitary District No. 5 of Marin County
<b>Additions</b>							
Contributions:							
Employer contributions - direct	\$ 1,150,000	\$ 177,000	\$ 48,000	\$ 3,237,756	\$ 3,937,414	\$ 3,031,931	\$ 70,200
Net investment and other income/expenses	707,270	161,133	10,756	725,862	1,094,960	1,077,463	25,195
<b>Total Additions</b>	<b>1,857,270</b>	<b>338,133</b>	<b>58,756</b>	<b>3,963,618</b>	<b>5,032,374</b>	<b>4,109,394</b>	<b>95,395</b>
<b>Deductions</b>							
OPEB reimbursements - direct	-	-	-	-	-	3,076,306	-
Administrative expenses	6,516	1,826	85	11,263	14,412	12,430	343
Employer withdrawal	-	-	-	-	-	-	-
<b>Total Deductions</b>	<b>6,516</b>	<b>1,826</b>	<b>85</b>	<b>11,263</b>	<b>14,412</b>	<b>3,088,736</b>	<b>343</b>
<b>Net Increase (Decrease)</b>	<b>1,850,754</b>	<b>336,307</b>	<b>58,671</b>	<b>3,952,355</b>	<b>5,017,962</b>	<b>1,020,658</b>	<b>95,052</b>
<b>Net Position Restricted for OPEB Benefits</b>							
Beginning of year	12,311,944	3,684,817	141,801	22,865,820	27,696,990	26,095,323	700,131
End of year	\$ 14,162,698	\$ 4,021,124	\$ 200,472	\$ 26,818,175	\$ 32,714,952	\$ 27,115,981	\$ 795,183

**California Public Employees' Retirement System  
California Employers' Retiree Benefit Trust  
Supplementary Schedule the Contributions and Reimbursements Outside the Trust  
As of and for the Year Ended June 30, 2020  
(unaudited)**

Employer Name	San Joaquin Delta Community College District	San Juan Water District	San Luis Obispo Council of Governments	San Mateo County Transit District	San Ramon Valley Fire Protection District	San Ramon Valley Unified School District	Sanitary District No. 5 of Marin County
Employer contributions outside of trust	\$ 4,802,045	\$ 448,200	\$ 34,300	\$ 3,318,349	\$ 3,549,336	\$ 906	\$ 111,730
OPEB reimbursements outside of trust	4,802,045	448,200	34,300	3,318,349	3,549,336	906	111,730

(Continued)

**California Public Employees' Retirement System  
California Employers' Retiree Benefit Trust  
Schedule of Changes in Fiduciary Net Position by Employer  
As of and for the Year Ended June 30, 2020**

Employer Name	Santa Ana Unified School District	Santa Ana Watershed Project Authority	Santa Barbara County Association of Governments	Santa Barbara Metropolitan Transit District	Santa Clara County Central Fire Protection District	Santa Clara County Health Authority	Santa Clara County Schools
<b>Additions</b>							
Contributions:							
Employer contributions - direct	\$ -	\$ 74,478	\$ 25,000	\$ -	\$ 3,727,577	\$ 2,534,350	\$ -
Net investment and other income/expenses	3,433,085	84,799	4,097	84,619	1,213,217	435,252	899,678
<b>Total Additions</b>	<b>3,433,085</b>	<b>159,277</b>	<b>29,097</b>	<b>84,619</b>	<b>4,940,794</b>	<b>2,969,602</b>	<b>899,678</b>
<b>Deductions</b>							
OPEB reimbursements - direct	-	-	-	69,547	-	-	882,698
Administrative expenses	26,911	759	65	774	16,581	6,630	12,440
Employer withdrawal	-	-	-	-	-	-	-
<b>Total Deductions</b>	<b>26,911</b>	<b>759</b>	<b>65</b>	<b>70,321</b>	<b>16,581</b>	<b>6,630</b>	<b>895,138</b>
<b>Net Increase (Decrease)</b>	<b>3,406,174</b>	<b>158,518</b>	<b>29,032</b>	<b>14,298</b>	<b>4,924,213</b>	<b>2,962,972</b>	<b>4,540</b>
<b>Net Position Restricted for OPEB Benefits</b>							
Beginning of year	54,264,168	1,531,571	116,580	1,592,607	30,723,463	12,909,112	25,475,319
End of year	\$ 57,670,342	\$ 1,690,089	\$ 145,612	\$ 1,606,905	\$ 35,647,676	\$ 15,872,084	\$ 25,479,859

**California Public Employees' Retirement System  
California Employers' Retiree Benefit Trust  
Supplementary Schedule the Contributions and Reimbursements Outside the Trust  
As of and for the Year Ended June 30, 2020  
(unaudited)**

Employer Name	Santa Ana Unified School District	Santa Ana Watershed Project Authority	Santa Barbara County Association of Governments	Santa Barbara Metropolitan Transit District	Santa Clara County Central Fire Protection District	Santa Clara County Health Authority	Santa Clara County Schools
Employer contributions outside of trust	\$ 11,505,257	\$ 95,452	\$ 53,431	\$ -	\$ 3,338,057	\$ 469,243	\$ -
OPEB reimbursements outside of trust	11,505,257	95,452	53,431	-	3,338,057	469,243	-

(Continued)



**California Public Employees' Retirement System  
California Employers' Retiree Benefit Trust  
Schedule of Changes in Fiduciary Net Position by Employer  
As of and for the Year Ended June 30, 2020**

Employer Name	Santa Clara County Superior Court	Santa Clara Valley Water District	Santa Clarita Valley Water Agency	Santa Cruz County Office of Education	Santa Cruz County Superior Court	Santa Fe Irrigation District	Santa Monica Community College District
<b>Additions</b>							
Contributions:							
Employer contributions - direct	\$ 220,740	\$ -	\$ 5,814,063	\$ 744,639	\$ -	\$ 146,797	\$ -
Net investment and other income/expenses	1,224,341	4,030,480	660,805	335,208	89,079	170,339	265,375
<b>Total Additions</b>	<b>1,445,081</b>	<b>4,030,480</b>	<b>6,474,868</b>	<b>1,079,847</b>	<b>89,079</b>	<b>317,136</b>	<b>265,375</b>
<b>Deductions</b>							
OPEB reimbursements - direct	3,865,280	-	-	727,411	-	-	-
Administrative expenses	16,731	55,730	10,172	4,600	698	2,400	3,669
Employer withdrawal	-	-	-	-	-	-	-
<b>Total Deductions</b>	<b>3,882,011</b>	<b>55,730</b>	<b>10,172</b>	<b>732,011</b>	<b>698</b>	<b>2,400</b>	<b>3,669</b>
<b>Net Increase (Decrease)</b>	<b>(2,436,930)</b>	<b>3,974,750</b>	<b>6,464,696</b>	<b>347,836</b>	<b>88,381</b>	<b>314,736</b>	<b>261,706</b>
<b>Net Position Restricted for OPEB Benefits</b>							
Beginning of year	34,342,294	114,085,474	18,915,097	9,059,660	1,407,675	4,845,407	7,509,861
End of year	\$ 31,905,364	\$ 118,060,224	\$ 25,379,793	\$ 9,407,496	\$ 1,496,056	\$ 5,160,143	\$ 7,771,567

**California Public Employees' Retirement System  
California Employers' Retiree Benefit Trust  
Supplementary Schedule the Contributions and Reimbursements Outside the Trust  
As of and for the Year Ended June 30, 2020  
(unaudited)**

Employer Name	Santa Clara County Superior Court	Santa Clara Valley Water District	Santa Clarita Valley Water Agency	Santa Cruz County Office of Education	Santa Cruz County Superior Court	Santa Fe Irrigation District	Santa Monica Community College District
Employer contributions outside of trust	\$ 967,754	\$ 10,337,461	\$ 719,221	\$ 131,890	\$ 407,463	\$ 551,760	\$ 4,711,715
OPEB reimbursements outside of trust	967,754	10,337,461	719,221	131,890	407,463	551,760	4,711,715

(Continued)

**California Public Employees' Retirement System  
California Employers' Retiree Benefit Trust  
Schedule of Changes in Fiduciary Net Position by Employer  
As of and for the Year Ended June 30, 2020**

Employer Name	Santa Monica-Malibu Unified School District	Sausalito Marin City Sanitary District	Selma-Kingsburg- Fowler County Sanitation District	Sequoia Union High School District	Shasta County Schools	Shasta Lake Fire Protection District	Shasta Mosquito and Vector Control District
<b>Additions</b>							
Contributions:							
Employer contributions - direct	\$ -	\$ -	\$ 105,104	\$ -	\$ 200,000	\$ -	\$ -
Net investment and other income/expenses	207,307	135,368	74,860	259,108	173,577	7,162	53,069
<b>Total Additions</b>	<b>207,307</b>	<b>135,368</b>	<b>179,964</b>	<b>259,108</b>	<b>373,577</b>	<b>7,162</b>	<b>53,069</b>
<b>Deductions</b>							
OPEB reimbursements - direct	-	141,514	-	-	-	-	-
Administrative expenses	2,866	1,237	505	3,583	1,354	65	484
Employer withdrawal	-	-	-	-	-	-	-
<b>Total Deductions</b>	<b>2,866</b>	<b>142,751</b>	<b>505</b>	<b>3,583</b>	<b>1,354</b>	<b>65</b>	<b>484</b>
<b>Net Increase (Decrease)</b>	<b>204,441</b>	<b>(7,383)</b>	<b>179,459</b>	<b>255,525</b>	<b>372,223</b>	<b>7,097</b>	<b>52,585</b>
<b>Net Position Restricted for OPEB Benefits</b>							
Beginning of year	5,864,788	2,494,905	992,168	7,336,023	2,727,579	132,355	980,727
End of year	\$ 6,069,229	\$ 2,487,522	\$ 1,171,627	\$ 7,591,548	\$ 3,099,802	\$ 139,452	\$ 1,033,312

**California Public Employees' Retirement System  
California Employers' Retiree Benefit Trust  
Supplementary Schedule the Contributions and Reimbursements Outside the Trust  
As of and for the Year Ended June 30, 2020  
(unaudited)**

Employer Name	Santa Monica-Malibu Unified School District	Sausalito Marin City Sanitary District	Selma-Kingsburg- Fowler County Sanitation District	Sequoia Union High School District	Shasta County Schools	Shasta Lake Fire Protection District	Shasta Mosquito and Vector Control District
Employer contributions outside of trust	\$ 1,376,656	\$ 32,224	\$ 80,645	\$ 2,819,502	\$ 274,650	\$ -	\$ 104,651
OPEB reimbursements outside of trust	1,376,656	32,224	80,645	2,819,502	274,650	-	104,651

(Continued)

**California Public Employees' Retirement System  
California Employers' Retiree Benefit Trust  
Schedule of Changes in Fiduciary Net Position by Employer  
As of and for the Year Ended June 30, 2020**

Employer Name	Shasta Regional Transportation Agency	Shasta Union Elementary School District	Shasta Union High School District	Sierra County Superior Court	Sierra-Sacramento Valley Emergency Medical Services Agency	Silicon Valley Clean Water	Siskiyou County Office of Education
<b>Additions</b>							
Contributions:							
Employer contributions - direct	\$ -	\$ -	\$ 1,783,000	\$ -	\$ -	\$ 678,000	\$ -
Net investment and other income/expenses	5,674	2,364	(76,944)	4,980	71,743	281,796	164,656
<b>Total Additions</b>	<b>5,674</b>	<b>2,364</b>	<b>1,706,056</b>	<b>4,980</b>	<b>71,743</b>	<b>959,796</b>	<b>164,656</b>
<b>Deductions</b>							
OPEB reimbursements - direct	11,017	-	-	8,400	59,191	-	246,416
Administrative expenses	79	33	362	39	992	3,831	2,289
Employer withdrawal	-	-	-	-	-	-	-
<b>Total Deductions</b>	<b>11,096</b>	<b>33</b>	<b>362</b>	<b>8,439</b>	<b>60,183</b>	<b>3,831</b>	<b>248,705</b>
<b>Net Increase (Decrease)</b>	<b>(5,422)</b>	<b>2,331</b>	<b>1,705,694</b>	<b>(3,459)</b>	<b>11,560</b>	<b>955,965</b>	<b>(84,049)</b>
<b>Net Position Restricted for OPEB Benefits</b>							
Beginning of year	160,642	67,308	-	78,346	2,029,863	7,693,283	4,665,375
End of year	\$ 155,220	\$ 69,639	\$ 1,705,694	\$ 74,887	\$ 2,041,423	\$ 8,649,248	\$ 4,581,326

**California Public Employees' Retirement System  
California Employers' Retiree Benefit Trust  
Supplementary Schedule the Contributions and Reimbursements Outside the Trust  
As of and for the Year Ended June 30, 2020  
(unaudited)**

Employer Name	Shasta Regional Transportation Agency	Shasta Union Elementary School District	Shasta Union High School District	Sierra County Superior Court	Sierra-Sacramento Valley Emergency Medical Services Agency	Silicon Valley Clean Water	Siskiyou County Office of Education
Employer contributions outside of trust	\$ -	\$ -	\$ 764,762	\$ 5,585	\$ 16,036	\$ 495,619	\$ -
OPEB reimbursements outside of trust	-	-	764,762	5,585	16,036	495,619	-

(Continued)

**California Public Employees' Retirement System  
California Employers' Retiree Benefit Trust  
Schedule of Changes in Fiduciary Net Position by Employer  
As of and for the Year Ended June 30, 2020**

Employer Name	Solano County Mosquito Abatement District	Solano County Superior Court	Solano County Water Agency	Sonoma County Library	Soquel Creek Water District	South Coast Water District	South Placer Municipal Utility District
<b>Additions</b>							
Contributions:							
Employer contributions - direct	\$ -	\$ -	\$ 122,347	\$ 2,250,000	\$ 465,853	\$ 327,500	\$ 29,913
Net investment and other income/expenses	29,037	62,378	91,952	355,303	123,418	225,823	269,753
<b>Total Additions</b>	<b>29,037</b>	<b>62,378</b>	<b>214,299</b>	<b>2,605,303</b>	<b>589,271</b>	<b>553,323</b>	<b>299,666</b>
<b>Deductions</b>							
OPEB reimbursements - direct	-	-	-	-	-	323,632	-
Administrative expenses	404	569	885	2,909	1,654	3,134	2,460
Employer withdrawal	-	-	-	-	-	-	-
<b>Total Deductions</b>	<b>404</b>	<b>569</b>	<b>885</b>	<b>2,909</b>	<b>1,654</b>	<b>326,766</b>	<b>2,460</b>
<b>Net Increase (Decrease)</b>	<b>28,633</b>	<b>61,809</b>	<b>213,414</b>	<b>2,602,394</b>	<b>587,617</b>	<b>226,557</b>	<b>297,206</b>
<b>Net Position Restricted for OPEB Benefits</b>							
Beginning of year	828,345	1,152,611	1,750,951	4,078,653	3,156,756	6,402,865	4,958,199
End of year	\$ 856,978	\$ 1,214,420	\$ 1,964,365	\$ 6,681,047	\$ 3,744,373	\$ 6,629,422	\$ 5,255,405

**California Public Employees' Retirement System  
California Employers' Retiree Benefit Trust  
Supplementary Schedule the Contributions and Reimbursements Outside the Trust  
As of and for the Year Ended June 30, 2020  
(unaudited)**

Employer Name	Solano County Mosquito Abatement District	Solano County Superior Court	Solano County Water Agency	Sonoma County Library	Soquel Creek Water District	South Coast Water District	South Placer Municipal Utility District
Employer contributions outside of trust	\$ 70,089	\$ 300,226	\$ 21,657	\$ 619,527	\$ 394,525	\$ 65,001	\$ 314,030
OPEB reimbursements outside of trust	70,089	300,226	21,657	619,527	394,525	65,001	314,030

(Continued)

**California Public Employees' Retirement System  
California Employers' Retiree Benefit Trust  
Schedule of Changes in Fiduciary Net Position by Employer  
As of and for the Year Ended June 30, 2020**

Employer Name	South San Joaquin Irrigation District	Southern California Association of Governments	Southern California Regional Rail Authority	Special District Risk Management Authority	St. Helena Unified School District	Stanislaus County Housing Authority	State Bar Of California
<b>Additions</b>							
Contributions:							
Employer contributions - direct	\$ -	\$ 118,911	\$ 1,741,000	\$ 76,932	\$ 50,000	\$ -	\$ -
Net investment and other income/expenses	162,944	226,616	410,755	27,906	700	338,946	1,774,893
<b>Total Additions</b>	<b>162,944</b>	<b>345,527</b>	<b>2,151,755</b>	<b>104,838</b>	<b>50,700</b>	<b>338,946</b>	<b>1,774,893</b>
<b>Deductions</b>							
OPEB reimbursements - direct	-	-	-	-	-	-	-
Administrative expenses	1,725	3,136	5,517	389	38	4,687	13,913
Employer withdrawal	-	-	-	-	-	-	-
<b>Total Deductions</b>	<b>1,725</b>	<b>3,136</b>	<b>5,517</b>	<b>389</b>	<b>38</b>	<b>4,687</b>	<b>13,913</b>
<b>Net Increase (Decrease)</b>	<b>161,219</b>	<b>342,391</b>	<b>2,146,238</b>	<b>104,449</b>	<b>50,662</b>	<b>334,259</b>	<b>1,760,980</b>
<b>Net Position Restricted for OPEB Benefits</b>							
Beginning of year	3,497,194	6,330,505	11,285,672	794,911	52,371	9,595,238	28,043,146
End of year	\$ 3,658,413	\$ 6,672,896	\$ 13,431,910	\$ 899,360	\$ 103,033	\$ 9,929,497	\$ 29,804,126

**California Public Employees' Retirement System  
California Employers' Retiree Benefit Trust  
Supplementary Schedule the Contributions and Reimbursements Outside the Trust  
As of and for the Year Ended June 30, 2020  
(unaudited)**

Employer Name	South San Joaquin Irrigation District	Southern California Association of Governments	Southern California Regional Rail Authority	Special District Risk Management Authority	St. Helena Unified School District	Stanislaus County Housing Authority	State Bar Of California
Employer contributions outside of trust	\$ 244,765	\$ 663,171	\$ 1,184,531	\$ 28,842	\$ 260,283	\$ 834,811	\$ 1,226,210
OPEB reimbursements outside of trust	244,765	663,171	1,184,531	28,842	260,283	834,811	1,226,210

(Continued)

**California Public Employees' Retirement System  
California Employers' Retiree Benefit Trust  
Schedule of Changes in Fiduciary Net Position by Employer  
As of and for the Year Ended June 30, 2020**

Employer Name	State of California - BU - Service Employees International Union 1,3,4,11,14,15,17,20,& 21	State of California - BU 10 - Professional Scientists	State of California - BU 12 - Craft and Maintenance	State of California - BU 13 - International Union of Operating Engineers (IUOE)	State of California - BU 16 - Physicians, Dentists, and Podiatrists	State of California - BU 18 - California Association of Psychiatric Technicians	State of California - BU 19 - American Federation of State, County and Municipal Employees
<b>Additions</b>							
Contributions:							
Employer contributions - direct	\$ 348,470,186	\$ 21,522,635	\$ 52,658,205	\$ 6,211,953	\$ 12,705,696	\$ 30,499,647	\$ 32,978,033
Net investment and other income/expenses	9,787,636	1,106,035	2,973,215	275,091	1,128,084	1,349,902	1,489,125
<b>Total Additions</b>	<b>358,257,822</b>	<b>22,628,670</b>	<b>55,631,420</b>	<b>6,487,044</b>	<b>13,833,780</b>	<b>31,849,549</b>	<b>34,467,158</b>
<b>Deductions</b>							
OPEB reimbursements - direct	-	-	-	-	-	-	-
Administrative expenses	147,698	16,047	42,780	3,997	15,973	19,650	21,725
Employer withdrawal	-	-	-	-	-	-	-
<b>Total Deductions</b>	<b>147,698</b>	<b>16,047</b>	<b>42,780</b>	<b>3,997</b>	<b>15,973</b>	<b>19,650</b>	<b>21,725</b>
<b>Net Increase (Decrease)</b>	<b>358,110,124</b>	<b>22,612,623</b>	<b>55,588,640</b>	<b>6,483,047</b>	<b>13,817,807</b>	<b>31,829,899</b>	<b>34,445,433</b>
<b>Net Position Restricted for OPEB Benefits</b>							
Beginning of year	151,612,089	23,658,223	63,867,305	5,436,522	26,675,565	26,827,434	29,723,406
End of year	\$ 509,722,213	\$ 46,270,846	\$ 119,455,945	\$ 11,919,569	\$ 40,493,372	\$ 58,657,333	\$ 64,168,839

**California Public Employees' Retirement System  
California Employers' Retiree Benefit Trust  
Supplementary Schedule the Contributions and Reimbursements Outside the Trust  
As of and for the Year Ended June 30, 2020  
(unaudited)**

Employer Name	State of California - BU - Service Employees International Union 1,3,4,11,14,15,17,20,& 21	State of California - BU 10 - Professional Scientists	State of California - BU 12 - Craft and Maintenance	State of California - BU 13 - International Union of Operating Engineers (IUOE)	State of California - BU 16 - Physicians, Dentists, and Podiatrists	State of California - BU 18 - California Association of Psychiatric Technicians	State of California - BU 19 - American Federation of State, County and Municipal Employees
Employer contributions outside of trust	\$ 820,921,000	\$ 25,789,000	\$ 127,627,000	\$ 12,539,000	\$ 18,738,000	\$ 56,842,000	\$ 41,333,000
OPEB reimbursements outside of trust	820,921,000	25,789,000	127,627,000	12,539,000	18,738,000	56,842,000	41,333,000

(Continued)

**California Public Employees' Retirement System  
California Employers' Retiree Benefit Trust  
Schedule of Changes in Fiduciary Net Position by Employer  
As of and for the Year Ended June 30, 2020**

Employer Name	State of California - BU 2 - California Attorneys, Administrative Law Judges, Hearing Officers in State Employment	State of California - BU 5 - California Highway Patrol	State of California - BU 6 - California Correctional Peace Officers Association	State of California - BU 7 - California Statewide Law Enforcement Association	State of California - BU 8 - California Department of Forestry and Fire Protection Firefighters	State of California - BU 9 - Professional Engineers in California Government	State of California - Excluded/Exempt
<b>Additions</b>							
Contributions:							
Employer contributions - direct	\$ 24,639,051	\$ 63,357,090	\$ 259,079,267	\$ 47,621,638	\$ 47,676,946	\$ 63,298,221	\$ 17,130,820
Net investment and other income/expenses	1,520,902	16,068,669	24,249,698	3,193,723	2,006,853	3,792,551	475,949
<b>Total Additions</b>	<b>26,159,953</b>	<b>79,425,759</b>	<b>283,328,965</b>	<b>50,815,361</b>	<b>49,683,799</b>	<b>67,090,772</b>	<b>17,606,769</b>
<b>Deductions</b>							
OPEB reimbursements - direct	-	-	-	-	-	-	-
Administrative expenses	21,826	217,064	342,291	45,508	31,402	54,790	6,920
Employer withdrawal	-	-	-	-	-	-	-
<b>Total Deductions</b>	<b>21,826</b>	<b>217,064</b>	<b>342,291</b>	<b>45,508</b>	<b>31,402</b>	<b>54,790</b>	<b>6,920</b>
<b>Net Increase (Decrease)</b>	<b>26,138,127</b>	<b>79,208,695</b>	<b>282,986,674</b>	<b>50,769,853</b>	<b>49,652,397</b>	<b>67,035,982</b>	<b>17,599,849</b>
<b>Net Position Restricted for OPEB Benefits</b>							
Beginning of year	33,799,938	416,318,966	579,048,446	72,365,657	42,232,171	84,787,578	6,854,838
End of year	\$ 59,938,065	\$ 495,527,661	\$ 862,035,120	\$ 123,135,510	\$ 91,884,568	\$ 151,823,560	\$ 24,454,687

**California Public Employees' Retirement System  
California Employers' Retiree Benefit Trust  
Supplementary Schedule the Contributions and Reimbursements Outside the Trust  
As of and for the Year Ended June 30, 2020  
(unaudited)**

Employer Name	State of California - BU 2 - California Attorneys, Administrative Law Judges, Hearing Officers in State Employment	State of California - BU 5 - California Highway Patrol	State of California - BU 6 - California Correctional Peace Officers Association	State of California - BU 7 - California Statewide Law Enforcement Association	State of California - BU 8 - California Department of Forestry and Fire Protection Firefighters	State of California - BU 9 - Professional Engineers in California Government	State of California - Excluded/Exempt
Employer contributions outside of trust	\$ 32,338,000	\$ 119,719,000	\$ 386,661,000	\$ 82,413,000	\$ 57,289,000	\$ 102,777,000	\$ 55,761,000
OPEB reimbursements outside of trust	32,338,000	119,719,000	386,661,000	82,413,000	57,289,000	102,777,000	55,761,000

(Continued)

**California Public Employees' Retirement System  
California Employers' Retiree Benefit Trust  
Schedule of Changes in Fiduciary Net Position by Employer  
As of and for the Year Ended June 30, 2020**

Employer Name	State of California - State Employees of the Judicial Branch (Excluding Justices/Judges)	Stege Sanitary District	Stinson Beach County Water District	Successor Agency to the Redevelopment Agency of the City & County of San Francisco	Sunnyslope County Water District	Superior Court of Contra Costa	Superior Court of Madera County
<b>Additions</b>							
Contributions:							
Employer contributions - direct	\$ 8,846,479	\$ -	\$ 34,000	\$ 1,966,767	\$ -	\$ 9,908,699	\$ -
Net investment and other income/expenses	841,323	7,940	12,280	315,446	20,107	388,207	3,179
<b>Total Additions</b>	<b>9,687,802</b>	<b>7,940</b>	<b>46,280</b>	<b>2,282,213</b>	<b>20,107</b>	<b>10,296,906</b>	<b>3,179</b>
<b>Deductions</b>							
OPEB reimbursements - direct	-	-	-	-	-	-	-
Administrative expenses	11,871	110	112	4,598	278	1,363	25
Employer withdrawal	-	-	-	-	-	-	-
<b>Total Deductions</b>	<b>11,871</b>	<b>110</b>	<b>112</b>	<b>4,598</b>	<b>278</b>	<b>1,363</b>	<b>25</b>
<b>Net Increase (Decrease)</b>	<b>9,675,931</b>	<b>7,830</b>	<b>46,168</b>	<b>2,277,615</b>	<b>19,829</b>	<b>10,295,543</b>	<b>3,154</b>
<b>Net Position Restricted for OPEB Benefits</b>							
Beginning of year	20,165,187	224,781	226,837	8,050,792	568,946	-	50,247
End of year	\$ 29,841,118	\$ 232,611	\$ 273,005	\$ 10,328,407	\$ 588,775	\$ 10,295,543	\$ 53,401

**California Public Employees' Retirement System  
California Employers' Retiree Benefit Trust  
Supplementary Schedule the Contributions and Reimbursements Outside the Trust  
As of and for the Year Ended June 30, 2020  
(unaudited)**

Employer Name	State of California - State Employees of the Judicial Branch (Excluding Justices/Judges)	Stege Sanitary District	Stinson Beach County Water District	Successor Agency to the Redevelopment Agency of the City & County of San Francisco	Sunnyslope County Water District	Superior Court of Contra Costa	Superior Court of Madera County
Employer contributions outside of trust	\$ 13,381,000	\$ 20,160	\$ 8,502	\$ 901,835	\$ 33,791	\$ 2,541,633	\$ 305,005
OPEB reimbursements outside of trust	13,381,000	20,160	8,502	901,835	33,791	2,541,633	305,005

(Continued)



**California Public Employees' Retirement System  
California Employers' Retiree Benefit Trust  
Schedule of Changes in Fiduciary Net Position by Employer  
As of and for the Year Ended June 30, 2020**

Employer Name	Sutter County Superior Court	Sweetwater Authority	Sweetwater Springs Water District	Tahoe City Public Utility District	Tahoe-Truckee Sanitation Agency	Tamalpais Community Services District	Tamalpais Union High School District
<b>Additions</b>							
Contributions:							
Employer contributions - direct	\$ 100,000	\$ 100,000	\$ 3,000	\$ 77,242	\$ -	\$ 51,500	\$ 653,356
Net investment and other income/expenses	13,440	87,470	1,602	69,103	394,345	2,110	190,522
<b>Total Additions</b>	<b>113,440</b>	<b>187,470</b>	<b>4,602</b>	<b>146,345</b>	<b>394,345</b>	<b>53,610</b>	<b>843,878</b>
<b>Deductions</b>							
OPEB reimbursements - direct	-	-	-	-	-	-	787,933
Administrative expenses	186	1,215	22	983	5,453	25	2,451
Employer withdrawal	-	-	-	-	-	-	-
<b>Total Deductions</b>	<b>186</b>	<b>1,215</b>	<b>22</b>	<b>983</b>	<b>5,453</b>	<b>25</b>	<b>790,384</b>
<b>Net Increase (Decrease)</b>	<b>113,254</b>	<b>186,255</b>	<b>4,580</b>	<b>145,362</b>	<b>388,892</b>	<b>53,585</b>	<b>53,494</b>
<b>Net Position Restricted for OPEB Benefits</b>							
Beginning of year	380,346	2,395,048	42,597	1,981,564	11,163,457	50,213	4,967,204
End of year	\$ 493,600	\$ 2,581,303	\$ 47,177	\$ 2,126,926	\$ 11,552,349	\$ 103,798	\$ 5,020,698

**California Public Employees' Retirement System  
California Employers' Retiree Benefit Trust  
Supplementary Schedule the Contributions and Reimbursements Outside the Trust  
As of and for the Year Ended June 30, 2020  
(unaudited)**

Employer Name	Sutter County Superior Court	Sweetwater Authority	Sweetwater Springs Water District	Tahoe City Public Utility District	Tahoe-Truckee Sanitation Agency	Tamalpais Community Services District	Tamalpais Union High School District
Employer contributions outside of trust	\$ 87,935	\$ 397,032	\$ 5,784	\$ 232,904	\$ 619,222	\$ 68,864	\$ 177,285
OPEB reimbursements outside of trust	87,935	397,032	5,784	232,904	619,222	68,864	177,285

(Continued)

**California Public Employees' Retirement System  
California Employers' Retiree Benefit Trust  
Schedule of Changes in Fiduciary Net Position by Employer  
As of and for the Year Ended June 30, 2020**

Employer Name	Tehachapi-Cummings County Water District	Templeton Community Services District	Tiburon Fire Protection District	Town of Corte Madera	Town of Fairfax	Town of Hillsborough	Town of Los Altos Hills
<b>Additions</b>							
Contributions:							
Employer contributions - direct	\$ 13,210	\$ 220,117	\$ 160,000	\$ 250,000	\$ -	\$ 172,235	\$ 59,226
Net investment and other income/expenses	6,342	87,077	172,033	94,555	39,531	281,857	89,421
<b>Total Additions</b>	<b>19,552</b>	<b>307,194</b>	<b>332,033</b>	<b>344,555</b>	<b>39,531</b>	<b>454,092</b>	<b>148,647</b>
<b>Deductions</b>							
OPEB reimbursements - direct	-	-	-	-	-	-	142,864
Administrative expenses	48	809	2,418	1,451	547	3,868	1,219
Employer withdrawal	-	-	-	-	-	-	-
<b>Total Deductions</b>	<b>48</b>	<b>809</b>	<b>2,418</b>	<b>1,451</b>	<b>547</b>	<b>3,868</b>	<b>144,083</b>
<b>Net Increase (Decrease)</b>	<b>19,504</b>	<b>306,385</b>	<b>329,615</b>	<b>343,104</b>	<b>38,984</b>	<b>450,224</b>	<b>4,564</b>
<b>Net Position Restricted for OPEB Benefits</b>							
Beginning of year	95,570	1,636,533	4,914,011	2,842,879	1,118,695	7,916,522	2,513,137
End of year	\$ 115,074	\$ 1,942,918	\$ 5,243,626	\$ 3,185,983	\$ 1,157,679	\$ 8,366,746	\$ 2,517,701

**California Public Employees' Retirement System  
California Employers' Retiree Benefit Trust  
Supplementary Schedule the Contributions and Reimbursements Outside the Trust  
As of and for the Year Ended June 30, 2020  
(unaudited)**

Employer Name	Tehachapi-Cummings County Water District	Templeton Community Services District	Tiburon Fire Protection District	Town of Corte Madera	Town of Fairfax	Town of Hillsborough	Town of Los Altos Hills
Employer contributions outside of trust	\$ 49,642	\$ 166,040	\$ 320,979	\$ 591,649	\$ 84,100	\$ 1,192,765	-
OPEB reimbursements outside of trust	49,642	166,040	320,979	591,649	84,100	1,192,765	-

(Continued)

**California Public Employees' Retirement System  
California Employers' Retiree Benefit Trust  
Schedule of Changes in Fiduciary Net Position by Employer  
As of and for the Year Ended June 30, 2020**

Employer Name	Town of Los Gatos	Town of Ross	Town of San Anselmo	Town of Truckee	Town of Woodside	Trabuco Canyon Water District	Transbay Joint Powers Authority
<b>Additions</b>							
Contributions:							
Employer contributions - direct	\$ 1,100,000	\$ -	\$ 25,773	\$ 120,699	\$ -	\$ 163,277	\$ 62,559
Net investment and other income/expenses	652,656	30,971	5,300	60,167	6,557	89,610	22,271
<b>Total Additions</b>	<b>1,752,656</b>	<b>30,971</b>	<b>31,073</b>	<b>180,866</b>	<b>6,557</b>	<b>252,887</b>	<b>84,830</b>
<b>Deductions</b>							
OPEB reimbursements - direct	-	17,576	-	-	-	-	-
Administrative expenses	8,984	264	50	470	77	1,212	174
Employer withdrawal	-	-	-	-	896,933	-	-
<b>Total Deductions</b>	<b>8,984</b>	<b>17,840</b>	<b>50</b>	<b>470</b>	<b>897,010</b>	<b>1,212</b>	<b>174</b>
<b>Net Increase (Decrease)</b>	<b>1,743,672</b>	<b>13,131</b>	<b>31,023</b>	<b>180,396</b>	<b>(890,453)</b>	<b>251,675</b>	<b>84,656</b>
<b>Net Position Restricted for OPEB Benefits</b>							
Beginning of year	18,371,542	538,829	101,097	886,769	890,453	2,477,851	329,030
End of year	\$ 20,115,214	\$ 551,960	\$ 132,120	\$ 1,067,165	\$ -	\$ 2,729,526	\$ 413,686

**California Public Employees' Retirement System  
California Employers' Retiree Benefit Trust  
Supplementary Schedule the Contributions and Reimbursements Outside the Trust  
As of and for the Year Ended June 30, 2020  
(unaudited)**

Employer Name	Town of Los Gatos	Town of Ross	Town of San Anselmo	Town of Truckee	Town of Woodside	Trabuco Canyon Water District	Transbay Joint Powers Authority
Employer contributions outside of trust	\$ 1,428,889	\$ -	\$ 168,418	\$ 67,160	\$ -	\$ 118,587	\$ 1,650
OPEB reimbursements outside of trust	1,428,889	-	168,418	67,160	-	118,587	1,650

(Continued)

**California Public Employees' Retirement System  
California Employers' Retiree Benefit Trust  
Schedule of Changes in Fiduciary Net Position by Employer  
As of and for the Year Ended June 30, 2020**

Employer Name	Transportation Authority of Marin	Trinity County Superior Court	Truckee Donner Public Utilities District	Truckee Fire Protection District	Truckee Sanitary District	Tuolumne Utilities District	Turlock Irrigation District
<b>Additions</b>							
Contributions:							
Employer contributions - direct	\$ 27,500	\$ 200,000	\$ 104,546	\$ -	\$ 100,000	\$ 434,976	\$ -
Net investment and other income/expenses	377	27,971	90,420	146,819	188,517	257,994	836,947
<b>Total Additions</b>	<b>27,877</b>	<b>227,971</b>	<b>194,966</b>	<b>146,819</b>	<b>288,517</b>	<b>692,970</b>	<b>836,947</b>
<b>Deductions</b>							
OPEB reimbursements - direct	-	-	-	-	-	-	-
Administrative expenses	8	265	1,242	2,039	2,493	3,602	11,573
Employer withdrawal	-	-	-	-	-	-	-
<b>Total Deductions</b>	<b>8</b>	<b>265</b>	<b>1,242</b>	<b>2,039</b>	<b>2,493</b>	<b>3,602</b>	<b>11,573</b>
<b>Net Increase (Decrease)</b>	<b>27,869</b>	<b>227,706</b>	<b>193,724</b>	<b>144,780</b>	<b>286,024</b>	<b>689,368</b>	<b>825,374</b>
<b>Net Position Restricted for OPEB Benefits</b>							
Beginning of year	-	530,350	2,491,684	4,178,122	5,083,702	7,343,292	23,695,039
End of year	\$ 27,869	\$ 758,056	\$ 2,685,408	\$ 4,322,902	\$ 5,369,726	\$ 8,032,660	\$ 24,520,413

**California Public Employees' Retirement System  
California Employers' Retiree Benefit Trust  
Supplementary Schedule the Contributions and Reimbursements Outside the Trust  
As of and for the Year Ended June 30, 2020  
(unaudited)**

Employer Name	Transportation Authority of Marin	Trinity County Superior Court	Truckee Donner Public Utilities District	Truckee Fire Protection District	Truckee Sanitary District	Tuolumne Utilities District	Turlock Irrigation District
Employer contributions outside of trust	\$ 13,904	\$ 101,146	\$ 537,770	\$ 471,088	\$ 225,189	\$ 795,041	\$ 1,968,550
OPEB reimbursements outside of trust	13,904	101,146	537,770	471,088	225,189	795,041	1,968,550

(Continued)

**California Public Employees' Retirement System  
California Employers' Retiree Benefit Trust  
Schedule of Changes in Fiduciary Net Position by Employer  
As of and for the Year Ended June 30, 2020**

Employer Name	Turlock Mosquito Abatement District	Twentynine Palms Water District	Union Sanitary District	United Water Conservation District	Upper San Gabriel Valley Municipal Water District	Vacaville Unified School District	Vallecitos Water District
<b>Additions</b>							
Contributions:							
Employer contributions - direct	\$ 10,452	\$ -	\$ 908,022	\$ 145,000	\$ 110,943	\$ -	\$ -
Net investment and other income/expenses	27,159	41,653	427,895	29,006	33,812	329,613	315,336
<b>Total Additions</b>	<b>37,611</b>	<b>41,653</b>	<b>1,335,917</b>	<b>174,006</b>	<b>144,755</b>	<b>329,613</b>	<b>315,336</b>
<b>Deductions</b>							
OPEB reimbursements - direct	-	-	-	-	-	-	-
Administrative expenses	213	326	3,694	389	468	4,558	2,875
Employer withdrawal	-	-	-	-	-	-	-
<b>Total Deductions</b>	<b>213</b>	<b>326</b>	<b>3,694</b>	<b>389</b>	<b>468</b>	<b>4,558</b>	<b>2,875</b>
<b>Net Increase (Decrease)</b>	<b>37,398</b>	<b>41,327</b>	<b>1,332,223</b>	<b>173,617</b>	<b>144,287</b>	<b>325,055</b>	<b>312,461</b>
<b>Net Position Restricted for OPEB Benefits</b>							
Beginning of year	419,012	658,085	7,121,296	794,010	956,706	9,330,344	5,828,142
End of year	\$ 456,410	\$ 699,412	\$ 8,453,519	\$ 967,627	\$ 1,100,993	\$ 9,655,399	\$ 6,140,603

**California Public Employees' Retirement System  
California Employers' Retiree Benefit Trust  
Supplementary Schedule the Contributions and Reimbursements Outside the Trust  
As of and for the Year Ended June 30, 2020  
(unaudited)**

Employer Name	Turlock Mosquito Abatement District	Twentynine Palms Water District	Union Sanitary District	United Water Conservation District	Upper San Gabriel Valley Municipal Water District	Vacaville Unified School District	Vallecitos Water District
Employer contributions outside of trust	\$ 9,389	\$ 15,317	\$ 715,232	\$ 26,448	\$ 116,810	\$ 1,794,995	\$ 498,202
OPEB reimbursements outside of trust	9,389	15,317	715,232	26,448	116,810	1,794,995	498,202

(Continued)

**California Public Employees' Retirement System  
California Employers' Retiree Benefit Trust  
Schedule of Changes in Fiduciary Net Position by Employer  
As of and for the Year Ended June 30, 2020**

Employer Name	Vallejo Flood and Wastewater District	Valley Center Municipal Water District	Valley County Water District	Valley of the Moon Water District	Valley Sanitary District	Ventura County Law Library	Ventura County Transportation Commission
<b>Additions</b>							
Contributions:							
Employer contributions - direct	\$ 683,767	\$ 337,917	\$ 300,000	\$ -	\$ -	\$ -	20,000
Net investment and other income/expenses	360,930	191,184	43,289	44,361	5,055	6,786	49,301
<b>Total Additions</b>	<b>1,044,697</b>	<b>529,101</b>	<b>343,289</b>	<b>44,361</b>	<b>5,055</b>	<b>6,786</b>	<b>69,301</b>
<b>Deductions</b>							
OPEB reimbursements - direct	-	-	-	-	-	-	2,314
Administrative expenses	4,990	2,644	619	613	71	62	686
Employer withdrawal	-	-	-	-	-	-	-
<b>Total Deductions</b>	<b>4,990</b>	<b>2,644</b>	<b>619</b>	<b>613</b>	<b>71</b>	<b>62</b>	<b>3,000</b>
<b>Net Increase (Decrease)</b>	<b>1,039,707</b>	<b>526,457</b>	<b>342,670</b>	<b>43,748</b>	<b>4,984</b>	<b>6,724</b>	<b>66,301</b>
<b>Net Position Restricted for OPEB Benefits</b>							
Beginning of year	10,122,083	5,411,175	1,269,522	1,255,861	145,478	125,326	1,390,112
End of year	\$ 11,161,790	\$ 5,937,632	\$ 1,612,192	\$ 1,299,609	\$ 150,462	\$ 132,050	\$ 1,456,413

**California Public Employees' Retirement System  
California Employers' Retiree Benefit Trust  
Supplementary Schedule the Contributions and Reimbursements Outside the Trust  
As of and for the Year Ended June 30, 2020  
(unaudited)**

Employer Name	Vallejo Flood and Wastewater District	Valley Center Municipal Water District	Valley County Water District	Valley of the Moon Water District	Valley Sanitary District	Ventura County Law Library	Ventura County Transportation Commission
Employer contributions outside of trust	\$ 1,263,592	\$ 305,133	\$ 128,806	\$ 150,293	\$ 9,900	\$ 29,017	\$ 89,000
OPEB reimbursements outside of trust	1,263,592	305,133	128,806	150,293	9,900	29,017	89,000

(Continued)

**California Public Employees' Retirement System  
California Employers' Retiree Benefit Trust  
Schedule of Changes in Fiduciary Net Position by Employer  
As of and for the Year Ended June 30, 2020**

Employer Name	Vista Irrigation District	Water Replenishment District of Southern California	West Basin Municipal Water District	West Contra Costa Unified School District	West Valley Sanitation District of Santa Clara County	West Valley Water District	West Valley-Mission Community College District
<b>Additions</b>							
Contributions:							
Employer contributions - direct	\$ -	\$ 700,000	\$ -	\$ 1,000,000	\$ -	\$ 855,952	\$ -
Net investment and other income/expenses	171,481	432,290	406,373	(85,885)	118,865	36,063	4,620,149
<b>Total Additions</b>	<b>171,481</b>	<b>1,132,290</b>	<b>406,373</b>	<b>914,115</b>	<b>118,865</b>	<b>892,015</b>	<b>4,620,149</b>
<b>Deductions</b>							
OPEB reimbursements - direct	475,922	-	-	15,585,990	-	-	-
Administrative expenses	2,563	3,941	5,632	12,742	1,644	864	36,216
Employer withdrawal	-	-	-	-	-	-	-
<b>Total Deductions</b>	<b>478,485</b>	<b>3,941</b>	<b>5,632</b>	<b>15,598,732</b>	<b>1,644</b>	<b>864</b>	<b>36,216</b>
<b>Net Increase (Decrease)</b>	<b>(307,004)</b>	<b>1,128,349</b>	<b>400,741</b>	<b>(14,684,617)</b>	<b>117,221</b>	<b>891,151</b>	<b>4,583,933</b>
<b>Net Position Restricted for OPEB Benefits</b>							
Beginning of year	5,421,390	7,986,741	11,503,458	27,532,025	3,364,392	1,501,924	73,007,436
End of year	\$ 5,114,386	\$ 9,115,090	\$ 11,904,199	\$ 12,847,408	\$ 3,481,613	\$ 2,393,075	\$ 77,591,369

**California Public Employees' Retirement System  
California Employers' Retiree Benefit Trust  
Supplementary Schedule the Contributions and Reimbursements Outside the Trust  
As of and for the Year Ended June 30, 2020  
(unaudited)**

Employer Name	Vista Irrigation District	Water Replenishment District of Southern California	West Basin Municipal Water District	West Contra Costa Unified School District	West Valley Sanitation District of Santa Clara County	West Valley Water District	West Valley-Mission Community College District
Employer contributions outside of trust	\$ 122,021	\$ 420,825	\$ 368,456	\$ 2,392,065	\$ 158,114	\$ 363,803	\$ 4,556,574
OPEB reimbursements outside of trust	122,021	420,825	368,456	2,392,065	158,114	363,803	4,556,574

(Continued)

**California Public Employees' Retirement System  
California Employers' Retiree Benefit Trust  
Schedule of Changes in Fiduciary Net Position by Employer  
As of and for the Year Ended June 30, 2020**

Employer Name	Westborough Water District	Western Placer Unified School District	Western Riverside County Regional Conservation Authority	Westlands Water District	Woodside Fire Protection District	Yolo County Housing Authority	Yolo County Superior Court
<b>Additions</b>							
Contributions:							
Employer contributions - direct	\$ 53,336	\$ -	\$ 5,851	\$ 200,000	\$ 1,705,455	\$ 220,000	\$ -
Net investment and other income/expenses	15,990	166,343	4,625	416,596	372,114	111,113	336,723
<b>Total Additions</b>	<b>69,326</b>	<b>166,343</b>	<b>10,476</b>	<b>616,596</b>	<b>2,077,569</b>	<b>331,113</b>	<b>336,723</b>
<b>Deductions</b>							
OPEB reimbursements - direct	-	-	-	-	-	-	-
Administrative expenses	224	2,300	64	5,767	4,986	1,545	3,076
Employer withdrawal	-	-	-	-	-	-	-
<b>Total Deductions</b>	<b>224</b>	<b>2,300</b>	<b>64</b>	<b>5,767</b>	<b>4,986</b>	<b>1,545</b>	<b>3,076</b>
<b>Net Increase (Decrease)</b>	<b>69,102</b>	<b>164,043</b>	<b>10,412</b>	<b>610,829</b>	<b>2,072,583</b>	<b>329,568</b>	<b>333,647</b>
<b>Net Position Restricted for OPEB Benefits</b>							
Beginning of year	455,997	4,709,170	130,389	11,616,981	10,200,004	3,162,632	6,243,963
End of year	\$ 525,099	\$ 4,873,213	\$ 140,801	\$ 12,227,810	\$ 12,272,587	\$ 3,492,200	\$ 6,577,610

**California Public Employees' Retirement System  
California Employers' Retiree Benefit Trust  
Supplementary Schedule the Contributions and Reimbursements Outside the Trust  
As of and for the Year Ended June 30, 2020  
(unaudited)**

Employer Name	Westborough Water District	Western Placer Unified School District	Western Riverside County Regional Conservation Authority	Westlands Water District	Woodside Fire Protection District	Yolo County Housing Authority	Yolo County Superior Court
Employer contributions outside of trust	\$ 1,803	\$ 307,777	\$ 11,519	\$ 1,216,359	\$ 741,771	\$ 177,501	\$ 237,966
OPEB reimbursements outside of trust	1,803	307,777	11,519	1,216,359	741,771	177,501	237,966

(Continued)



**California Public Employees' Retirement System  
California Employers' Retiree Benefit Trust  
Schedule of Changes in Fiduciary Net Position by Employer  
As of and for the Year Ended June 30, 2020**

Employer Name	Yolo County Transportation District	Yolo-Solano Air Quality Management District	Yorba Linda Water District	Yreka Union Elementary School District	Yreka Union High School District	Yuba Community College District	Yuba County Superior Court
<b>Additions</b>							
Contributions:							
Employer contributions - direct	\$ 48,234	\$ 239,618	\$ 272,075	\$ -	\$ -	3,000,000	\$ 180,000
Net investment and other income/expenses	35,056	39,626	58,823	186,166	15,803	341,189	9,116
<b>Total Additions</b>	<b>83,290</b>	<b>279,244</b>	<b>330,898</b>	<b>186,166</b>	<b>15,803</b>	<b>3,341,189</b>	<b>189,116</b>
<b>Deductions</b>							
OPEB reimbursements - direct	-	-	-	187,314	25,852	-	-
Administrative expenses	487	508	1,048	1,459	217	443	78
Employer withdrawal	-	-	-	-	-	-	-
<b>Total Deductions</b>	<b>487</b>	<b>508</b>	<b>1,048</b>	<b>188,773</b>	<b>26,069</b>	<b>443</b>	<b>78</b>
<b>Net Increase (Decrease)</b>	<b>82,803</b>	<b>278,736</b>	<b>329,850</b>	<b>(2,607)</b>	<b>(10,266)</b>	<b>3,340,746</b>	<b>189,038</b>
<b>Net Position Restricted for OPEB Benefits</b>							
Beginning of year	995,463	1,036,643	2,060,475	2,942,639	446,508	-	-
End of year	\$ 1,078,266	\$ 1,315,379	\$ 2,390,325	\$ 2,940,032	\$ 436,242	\$ 3,340,746	\$ 189,038

**California Public Employees' Retirement System  
California Employers' Retiree Benefit Trust  
Supplementary Schedule the Contributions and Reimbursements Outside the Trust  
As of and for the Year Ended June 30, 2020  
(unaudited)**

Employer Name	Yolo County Transportation District	Yolo-Solano Air Quality Management District	Yorba Linda Water District	Yreka Union Elementary School District	Yreka Union High School District	Yuba Community College District	Yuba County Superior Court
Employer contributions outside of trust	\$ 35,325	\$ 196,735	\$ 218,862	\$ 111,787	\$ -	3,031,678	\$ 24,079
OPEB reimbursements outside of trust	35,325	196,735	218,862	111,787	-	3,031,678	24,079

(Continued)

**California Public Employees' Retirement System  
California Employers' Retiree Benefit Trust  
Schedule of Changes in Fiduciary Net Position by Employer  
As of and for the Year Ended June 30, 2020**

Employer Name	Yuba County Water Agency	Yuima Municipal Water District	Total
<b>Additions</b>			
Contributions:			
Employer contributions - direct	\$ 327,000	\$ -	\$ 1,655,173,191
Net investment and other income/expenses	449,346	96,213	411,702,946
<b>Total Additions</b>	<b>776,346</b>	<b>96,213</b>	<b>2,066,876,137</b>
<b>Deductions</b>			
OPEB reimbursements - direct	-	56,156	160,369,852
Administrative expenses	4,145	754	5,160,585
Employer withdrawal	-	-	12,711,188
<b>Total Deductions</b>	<b>4,145</b>	<b>56,910</b>	<b>178,241,625</b>
<b>Net Increase (Decrease)</b>	<b>772,201</b>	<b>39,303</b>	<b>1,888,634,512</b>
<b>Net Position Restricted for OPEB Benefits</b>			
Beginning of year	8,385,170	1,520,491	9,815,305,094
End of year	\$ 9,157,371	\$ 1,559,794	\$ 11,703,939,606

*See accompanying notes to the Schedule of Changes in Fiduciary Net Position by Employer.*

**California Public Employees' Retirement System  
California Employers' Retiree Benefit Trust  
Supplementary Schedule the Contributions and Reimbursements Outside the Trust  
As of and for the Year Ended June 30, 2020  
(unaudited)**

Employer Name	Yuba County Water Agency	Yuima Municipal Water District	Total
Employer contributions outside of trust	\$ 372,888	\$ 9,339	\$ 2,965,729,341
OPEB reimbursements outside of trust	372,888	9,339	2,965,729,341

*See accompanying Independent Auditor's Report.*

# California Public Employees' Retirement System California Employers' Retiree Benefit Trust

## Notes to Schedule of Changes in Fiduciary Net Position by Employer As of and for the Year Ended June 30, 2020

---

### 1. CERBT Description

The California Employers' Retiree Benefit Trust (CERBT) is administered by the California Public Employees' Retirement System (the System or CalPERS). The CERBT consists of participating employers of the State of California, public agencies, and schools. Individual employers may establish more than one plan, which are presented in separate columns in the Schedule of Changes in Fiduciary Net Position by Employer (the Schedule). CalPERS is governed by the Board of Administration (the Board) that is responsible for the management and control of CalPERS, including the exclusive control of the administration and investment of the CERBT.

The CERBT was established by Chapter 331 of the 1988 California Statutes, and employers elect to participate in the CERBT to pre-fund health, dental, and other nonpension postemployment benefits for their retirees and survivors, hereafter referred to generally as OPEB costs. The CERBT has pooled administrative and investment functions, while separate employer accounts are maintained to prefund and pay for health care or other postemployment benefits in accordance with the terms of the participating employers' plans. There are three Board approved investment strategies for employers to choose from depending on their expected levels of return and volatility. Benefit provisions are established by participating employers.

### 2. Summary of Significant Accounting and Reporting Policies

#### *Measurement Focus, Basis of Accounting and Basis of Presentation*

The accompanying Schedule was prepared in accordance with accounting principles generally accepted in the United States of America as applicable to governmental organizations. In doing so, CalPERS adheres to the reporting requirements established by the Governmental Accounting Standards Board (GASB).

The CERBT is accounted for on the flow of economic resources measurement focus and the accrual basis of accounting. Contributions are voluntarily determined by the employer's own funding schedule, and there are no long-term contracts for contributions to the CERBT. As such, contributions are elective and not required. The CERBT recognizes employer contributions postmarked by June 30, 2020 and received by July 14, 2020.

Eligible OPEB costs incurred by an employer as of and for the fiscal period ending June 30, 2020 and for which CERBT received a reimbursement request by July 31, 2020, are reflected as reimbursements in the accompanying Schedule.

During the fiscal year ending June 30, 2020, two employers concluded their participation in the CERBT. Accordingly the withdrawal totaling approximately \$12.7 million has been classified as employer withdrawal in the accompanying Schedule.

Net investment income represents realized and unrealized gains and losses based on the fair value of investments, interest, and dividends, net of investment expenses. Investment income/loss is allocated to each employer based on the employer's percentage of ownership in the respective investment strategies using the daily investment gain/loss provided by the custodian bank. The recognition of investment income/loss is also affected by the timing of contributions and reimbursements.

**California Public Employees' Retirement System  
California Employers' Retiree Benefit Trust**

**Notes to Schedule of Changes in Fiduciary Net Position by Employer  
As of and for the Year Ended June 30, 2020**

---

The participating employers are charged investment and administrative expenses based on a single fee rate, which covers all program costs. The fee rate is evaluated each year, and the approved fee rate is provided to the custodian bank to calculate the amounts. The investment and administrative expenses are calculated by multiplying the fee rate to the employer's beginning investment balance for each investment strategy on a daily basis. Investment and administrative expenses in the Schedule were allocated based on the employer's percentage of the total investment and administrative expenses multiplied by the respective totals reported in CalPERS' basic financial statements included in its Comprehensive Annual Financial Report (CAFR) for the Plan.

Activity outside of the trust represents employer OPEB activity that was not processed by the CERBT and is based solely on data submitted by the participating employers. Accordingly, such information is unaudited.

***Use of Estimates in the Preparation of the Schedule***

The preparation of the Schedule in conformity with accounting principles generally accepted in the United States of America requires management to make significant estimates and assumptions that affect the reported amounts of additions and deductions during the reporting period. Actual results could differ from those estimates.

***Relationship of the Schedule to the CalPERS' Financial Statements***

The Schedule was reconciled to the CERBT's Statement of Changes in Fiduciary Net Position in CalPERS' CAFR for the year ended June 30, 2020, with no differences noted.

***Additional Financial Information***

Additional financial information is located in CalPERS' CAFR for the year ended June 30, 2020, which can be found on CalPERS' website at <https://www.calpers.ca.gov/docs/forms-publications/cafr-2020.pdf>. Questions concerning any of the information provided in this report or requests for additional information should be addressed via email to [CERBT4U@calpers.ca.gov](mailto:CERBT4U@calpers.ca.gov).

## The risks of DDoS attacks for the public sector

BY JAMES STANGER, JAN 15, 2021

Distributed denial of service cyberattacks have been around for decades, but they have become an even more acute problem in the last few years, especially to [public institutions](#). Recent statistics suggest these types of attacks continue to increase in [volume](#), as well as [sophistication and severity](#). The number of DDoS attacks in 2020 is estimated by researchers at [SecurityIntelligence](#) to be 24% higher than in 2019.

A [DDoS attack](#) involves generating malformed, problem network traffic that literally denies a particular “service” normally provided by a company. Services can include a specific website, an email server, an e-commerce system or any critical service essential for a government or nation, such as air traffic control. Attacks can even affect entire cloud service providers.

Years ago, DDoS attacks were perpetrated by individuals who had a particular grudge, or who wished to create mischief. Motives today are far more [deep-seated](#) and can include an interest in obtaining financial reward, making an ideological statement, creating a geopolitical advantage or exacting revenge for a particular government action, corporate campaign or policy stance.

Types of DDoS attacks can include:

- **Volumetric:** An attack that involves enormous volumes of “garbage” network traffic. These include using floods of ICMP traffic. They can also include sending out massive amounts of TCP-based traffic, such as [SYN floods](#).
- **Protocol-based:** Sometimes these are called application-layer attacks and involve relatively -- or even very -- small amounts of traffic designed to crash a particular service. Years ago, certain Linux and Windows systems had software flaws in their networking software that could not properly process a single malformed ping packet called “the ping of death.” More recently, certain web servers fell victim to the [Slowloris attack](#), which involves low volumes of lethal HTTP packets.

### The consequences of DDoS attacks on public institutions

Public institutions were warned of [dozens of threat alerts in 2020](#). Any attack poses a serious information security problem, and consequences can be severe. For example, a DDoS attack on [financial services institutions in 2016](#) alone resulted in 46 major corporations that could no longer provide services to U.S. government institutions as well as to individuals. The same thing has happened in 2020 to non-traditional financial services, such as [cryptocurrency exchanges](#). During the COVID-19 crisis, [health care institutions](#) also fell prey to DDoS attacks.

### How are DDoS attacks conducted?

Cybercriminals often create sophisticated botnets to create volumetric and protocol-based attacks. They are often composed of thousands -- if not millions -- of compromised hosts from around the world.

Attackers also unleash malware- and ransomware-based attacks on individuals to attack [U.S. government agencies](#) and create outages at institutions around the world.

The following DDoS mitigation steps can help improve network security.

- **Use multiple-redundant systems.** Government agencies have learned they should have “hot sites” and “warm sites” ready in case a primary resource becomes unavailable. Such sites can then be brought into production in case of an attacks.
- **Use multiple ISP organizations.** If one internet service provider becomes overwhelmed, agencies can switch to a completely different provider.
- **Create backups.** Sometimes a DDoS attack can involve ransomware; the most effective solution is usually to restore from backup.
- **Update the patch level of all systems.** Agencies should create an update regimen for all systems, including network edge devices (e.g., firewalls), as well as endpoints such as mobile phones, PCs and internet-of-things devices.
- **Create incident response and business continuity plans.** Incident response and business continuity plans must be written, approved and relevant. Testing them is essential.
- **Use third-party scrubbing services.** Companies such as Cloudflare have the ability to filter, or scrub, DDoS traffic from legitimate traffic, thus mitigating an attack.
- **Leverage automation.** It is possible to automatically modify cloud implementations, intrusion detection systems, network devices, firewalls and other systems to mitigate attacks.

### **Organize a defense and set up a response plan**

Organizing a defense involves placing adequate security controls and using the multiple, redundant systems discussed above. The key, though, to organizing a completely adequate defense is creating -- and practicing -- a response plan.

Creating a response plan involves:

- Updating security policies with specific incident response steps.
- Gaining approval from all agency leaders.
- Disseminating the plan to employees and providing training.
- Practicing with all elements of the agency so the response becomes institutional muscle memory.

Regardless of the best practices agencies follow, it's vital they practice their response plan as much as possible, using methods such as:

- **Tabletop exercises:** Activities where agency leaders meet and go through each step of the plan in a given scenario. Because this type of activity is designed to begin the process of putting an incident response plan into practice, these exercises can be conducted in a meeting or series of meetings.
- **Walkthroughs:** A more detailed practice session involving more individuals and departments that can include taking actual steps designed to mitigate an attack.
- **Simulations:** A full-blown, organizationwide practice session designed to teach the steps of an incident response plan as well as discover potential shortcomings in the plan.

### **Next steps**

For the public sector, adopting relevant policies and training are often the best one-two punch against DDoS attacks. Many agencies have derived the most benefit by orchestrating their technical and personnel resources. Cybersecurity is everyone's job, so it's important to get the entire organization up to speed on how to identify, prevent and respond to threats they may encounter.

# February 2021

February 2021							March 2021						
Su	Mo	Tu	We	Th	Fr	Sa	Su	Mo	Tu	We	Th	Fr	Sa
7	1	2	3	4	5	6	7	1	2	3	4	5	6
14	8	9	10	11	12	13	14	8	9	10	11	12	13
21	15	16	17	18	19	20	21	15	16	17	18	19	20
28	22	23	24	25	26	27	28	22	23	24	25	26	27

SUNDAY	MONDAY	TUESDAY	WEDNESDAY	THURSDAY	FRIDAY	SATURDAY
Jan 31	Feb 1	2	3	4	5	6
	Sign Board Members up for Annual Ethics Training				Health & Retirement Monthly Premiums Due to CalPERS	
	Deadline: 1099-NEC + 1099-MISC Out			Tony Rubio's Hire Date: 2.4.2008		
	Deadline: W2's Out					
	Drake Swett's Hire Date: 2.1.2019					
7	8	9	10	11	12	13
				Chad Bilsborough's Hire Date: 2.11.2019		
14	15	16	17	18	19	20
				(1) Provide Form 700s to Board Members: DUE ON APRIL 1		
				5PM: Regularly Scheduled Board Meeting		
21	22	23	24	25	26	27
						Robin Dohrmann's Hire Date: 2.27.13
28	Mar 1	2	3	4	5	6



# March 2021

March 2021							April 2021						
Su	Mo	Tu	We	Th	Fr	Sa	Su	Mo	Tu	We	Th	Fr	Sa
7	1	2	3	4	5	6	4	5	6	7	1	2	3
14	15	16	17	18	19	20	11	12	13	14	15	16	17
21	22	23	24	25	26	27	18	19	20	21	22	23	24
28	29	30	31				25	26	27	28	29	30	

SUNDAY	MONDAY	TUESDAY	WEDNESDAY	THURSDAY	FRIDAY	SATURDAY
Feb 28	Mar 1	2	3	4 Joe Triola's Hire Date: 3.4.2013	5 Health & Retirement Monthly Premiums Due to CalPERS	6
7	8	9	10	11 J Alvarez Hire Date: 3.11.2020	12	13
14	15	16	17	18 5PM: Regularly Scheduled Board Meeting Form 700s to Board Members: DUE ON APRIL 1	19	20
21	22	23	24	25	26	27
28	29	30	31	Apr 1	2	3